



















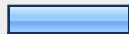





LANL Trails Use Survey (LA-UR-09-01917)



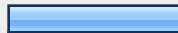
1. Do you use hiking/walking/biking trails at LANL?			
		Response Percent	Response Count
Yes		93.9%	229
No		6.1%	15
		<i>answered question</i>	244
		<i>skipped question</i>	0




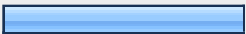



2. Do you work at LANL, LASO, or for one of the subcontractors?			
		Response Percent	Response Count
Yes		99.6%	241
No		0.4%	1
		<i>answered question</i>	242
		<i>skipped question</i>	2








3. Which trails do you use most frequently at LANL?

		Response Percent	Response Count
ADC		4.1%	8
Ancho Springs		23.4%	46
Anniversary		11.7%	23
Breakneck		11.2%	22
Deadmans Crossing		13.7%	27
Devaney/Longmire		24.9%	49
Los Alamos Bench		23.4%	46
Los Alamos Canyon		52.3%	103
Mattie Brook		6.1%	12
Mortandad Canyon		39.6%	78
Potrillo Canyon		15.7%	31
Water Canyon		46.7%	92
Wellness/Fitness Trails (Two Mile Mesa North and South TA-3 to TA-16)		75.1%	148
Other (please specify)			42
		answered question	197
		skipped question	47

4. How do you use LANL trails? Please check all that apply.			
		Response Percent	Response Count
Walking to and from work		17.0%	32
Walking between work areas		18.1%	34
Hiking for recreation during work days		67.0%	126
Hiking during non-work hours		57.4%	108
Bicycling to and from work		23.9%	45
Bicycling between work areas		23.4%	44
Horseback riding		0.5%	1
		Other (please specify)	66
		answered question	188
		skipped question	56

5. How often do you use the trails?			
		Response Percent	Response Count
Once a week		29.1%	55
2-3 times a week		45.0%	85
Daily		25.9%	49
		Other (please specify)	26
		answered question	189
		skipped question	55

6. When do you use the trails? Please check all that apply.			
		Response Percent	Response Count
Year round		59.9%	127
Fall		32.5%	69
Winter		3.3%	7
Spring		36.8%	78
Summer		39.6%	84
Weekdays		57.1%	121
Weekends		34.4%	73
		answered question	212
		skipped question	32

7. What kinds of problems do you encounter when using the trails? Please check all that apply.			
		Response Percent	Response Count
Lack of parking		11.4%	14
Lack of signs		52.8%	65
Litter		15.4%	19
Vandalism		1.6%	2
Off-road vehicles		4.1%	5
Lack of maintenance		63.4%	78
Concerns for safety due to maintenance problems		17.1%	21
		Other (please specify)	69
		answered question	123
		skipped question	121



8. Please provide any other comments you would like us to consider regarding trail use at LANL.		Response Count
		101
	<i>answered question</i>	101
	<i>skipped question</i>	143

9. Name		Response Count
		97
	<i>answered question</i>	97
	<i>skipped question</i>	147

10. Phone		Response Count
		87
	<i>answered question</i>	87
	<i>skipped question</i>	157

11. Email		Response Count
		98
	<i>answered question</i>	98
	<i>skipped question</i>	146

12. Please contact me regarding trail use at LANL.

		Response Percent	Response Count
Yes		65.2%	60
No		34.8%	32
		<i>answered question</i>	92
		<i>skipped question</i>	152