

LA-UR-08-3480
May 2008
EP2008-0257

Periodic Monitoring Report for Ancho Watershed, October 25–November 10, 2007

Prepared by Environmental Programs Directorate

Los Alamos National Laboratory, operated by Los Alamos National Security, LLC, for the U.S. Department of Energy under Contract No. DE-AC52-06NA25396, has prepared this document pursuant to the Compliance Order on Consent, signed March 1, 2005. The Compliance Order on Consent contains requirements for the investigation and cleanup, including corrective action, of contamination at Los Alamos National Laboratory. The U.S. government has rights to use, reproduce, and distribute this document. The public may copy and use this document without charge, provided that this notice and any statement of authorship are reproduced on all copies.


Periodic Monitoring Report for Ancho Watershed, October 25–November 10, 2007

May 2008

Responsible project leader:

Ardyth Simmons		Program Manager	Environmental Programs	5/27/2008
Printed Name	Signature	Title	Organization	Date

Responsible LANS representative:

Susan G. Stiger		Associate Director	Environmental Programs	5/28/08
Printed Name	Signature	Title	Organization	Date

Responsible DOE representative:

David R. Gregory		Project Director	DOE-LASO	5-28-08
Printed Name	Signature	Title	Organization	Date

EXECUTIVE SUMMARY

This report provides the results of the periodic monitoring event (PME) conducted by Los Alamos National Laboratory in the Ancho Watershed. The PME for Ancho Watershed is conducted semiannually pursuant to the "Interim Facility-Wide Groundwater Monitoring Plan," prepared under the Compliance Order on Consent.

The PME documented in this report occurred from October 25 to November 10, 2007, and included sampling of surface water stations, springs, and groundwater wells or well ports. Water samples obtained from various locations during this PME were analyzed for target analyte list metals, volatile organic compounds, semivolatile organic compounds, cyanide, pesticides, polychlorinated biphenyls, high explosives, radionuclides, low-level tritium, general inorganics, perchlorate, stable isotopes, and field parameters (alkalinity, dissolved oxygen, pH, specific conductance, temperature, and turbidity).

The surface water sample locations for Ancho at Rio Grande and Frijoles at Rio Grande that were sampled in September 2007 during the White Rock Canyon PME are included in this report. These two stations on the Rio Grande were more conveniently sampled during the White Rock Canyon PME but relate more directly to the hydrologic framework of the White Rock Watershed.

The surface water sample result for Frijoles at Rio Grande, collected during the White Rock Canyon PME, exceeded the New Mexico Water Quality Control Commission aquatic chronic screening level for aluminum. This is the only result presented in this report that exceeds a screening level.

CONTENTS

1.0 INTRODUCTION 1

 1.1 Background..... 1

 1.2 Conceptual Model..... 2

2.0 SCOPE OF ACTIVITIES 2

3.0 MONITORING RESULTS 2

 3.1 Methods and Procedures 2

 3.2 Field Parameter Results 2

 3.3 Water-Level Observations 2

 3.4 Deviations from Planned Scope 2

4.0 ANALYTICAL DATA RESULTS..... 3

 4.1 Methods and Procedures 3

 4.2 Analytical Data..... 3

 4.2.1 Surface Water (Base Flow) 5

 4.2.2 Groundwater..... 5

 4.3 Sampling Program Modifications 5

5.0 INVESTIGATION-DERIVED WASTE 5

6.0 SUMMARY 6

 6.1 Monitoring Results 6

 6.2 Analytical Results 6

 6.2.1 Surface Water (Base Flow) 6

 6.2.2 Groundwater..... 6

 6.3 Data Gaps..... 6

7.0 REFERENCES 6

Figures

Figure 2.0-1 Watershed monitoring locations..... 9

Figure 3.3-1 Groundwater elevations 10

Figure 4.2-1 Analytical results 11

Tables

Table 2.0-1 Monitoring Locations and General Information..... 13

Table 3.4-1 Observations and Deviations 14

Table 4.2-1 Cleanup Standards, Risk-Based Screening Levels, and Risk-Based Cleanup Levels for Groundwater and Surface Water at Los Alamos National Laboratory 14

Table 4.2-2 Previously Unreported Results above Screening Levels for Surface Water and Groundwater 15

Appendixes

Appendix A	Conceptual Model
Appendix B	Field Parameter Results
Appendix C	Groundwater-Level Measurements
Appendix D	Analytical Results
Appendix E	Screening Results
Appendix F	Investigation-Derived Waste Management
Appendix G	Analytical Reports and Previously Unreported Data (on DVD included with this document)

Acronyms and Abbreviations

AK	acceptable knowledge
AOC	area of concern
BCG	Biota Concentration Guide (DOE)
bgs	below ground surface
C	cancer
DCG	Derived Concentration Guidelines (DOE)
DOE	Department of Energy (U.S.)
DOT	Department of Transportation (U.S.)
EPA	Environmental Protection Agency (U.S.)
F	filtered
HE	high explosives
IDW	investigation-derived waste
IFGMP	Interim Facility-Wide Groundwater Monitoring Plan
LANL	Los Alamos National Laboratory (the Laboratory)
MCL	maximum contaminant level (EPA)
MDL	method detection limit
MTBE	methyl tertiary butyl ether
N	noncancer
NMED	New Mexico Environment Department
NMWQCC	New Mexico Water Quality Control Commission
NOI	notice of intent
NTU	nephelometric turbidity unit
PCB	polychlorinated biphenyl
PME	periodic monitoring event
PMR	periodic monitoring report
PPE	personal protective equipment
QA	quality assurance
QC	quality control
RCRA	Resource Conservation and Recovery Act

RPF	Records Processing Facility
SVOC	semivolatile organic compound
SWMU	solid waste management unit
TA	technical area
TSD	treatment, storage, and disposal
UF	unfiltered
VOC	volatile organic compound
WAC	waste acceptance criteria
WCSF	waste characterization strategy form
WPF	waste profile form

1.0 INTRODUCTION

This report provides documentation of semiannual groundwater monitoring conducted by Los Alamos National Laboratory (LANL or the Laboratory) in the Ancho Watershed pursuant to the “Interim Facility-Wide Groundwater Monitoring Plan” (IFGMP) (LANL 2007, 096665) prepared under the Compliance Order on Consent (Consent Order). The periodic monitoring event (PME) occurred from October 25 to November 10, 2007. This event included sampling of surface water stations, springs, and groundwater monitoring wells or well ports. Two surface water locations were sampled earlier during the White Rock PME, and the results are presented in this report.

The Consent Order identifies New Mexico Water Quality Control Commission (NMWQCC) groundwater standards, including alternative abatement standards and U.S. Environmental Protection Agency (EPA) drinking water maximum contaminant levels (MCLs) as cleanup levels for groundwater when corrective action is implemented. NMWQCC groundwater standards, MCLs, and EPA tap water screening levels are used as screening levels for monitoring data and are provided in this report.

This report presents the following information:

- general background information on the watershed
- the watershed conceptual model
- field-measurement monitoring results
- water-quality monitoring results
- results of the screening analysis (comparing the PME results with screening levels and results from previous reports)
- summary based on the data and the screening analysis

Information on radioactive materials and radionuclides, including the results of sampling and analysis of radioactive constituents, is voluntarily provided to the New Mexico Environment Department (NMED) in accordance with U.S. Department of Energy (DOE) policy. Data that were not reported in the previous periodic monitoring report because of data validation and San Ildefonso Pueblo review are included in Appendix D.

1.1 Background

Ancho Canyon is located in the southeastern part of the Laboratory (Figure 2.0-1). Chaquehui and Frijoles Canyons are incorporated into Ancho Canyon monitoring events in the IFGMP. Technical Area 39 (TA-39) is located on the floor of middle Ancho Canyon, and it was used for open-air testing of explosive compounds. Solid waste management units (SWMUs) and areas of concern (AOCs) at TA-39 include five firing sites, a number of landfills, and septic systems. More detailed information about the operational history and the SWMUs and AOCs can be found in the “RFI Work Plans for Operable Unit 1122” (LANL 1992, 007671) and the “RFI Work Plan for Operable Unit 1132” (LANL 1993, 015316).

TA-49 is located on a mesa in the upper part of the Ancho Canyon drainage, and part of the area drains into Water Canyon. TA-49 was used for underground hydronuclear testing in the early 1960s. The testing consisted of criticality, equation-of-state, and calibration experiments involving special nuclear materials. The testing produced large inventories of radioactive and hazardous materials, including isotopes of uranium and plutonium, lead, and beryllium; explosives such as TNT (2,4,6-trinitrotoluene), RDX (hexahydro-1,3,5-trinitro-1,3,5-triazine), and HMX (octahydro-1,3,5,7-tetranitro-1,3,5,7-tetrazocine); and

barium nitrate. Much of this material remains in shafts on the mesa top. Further information about activities and SWMUs and AOCs at TA-49 can be found in the “Environmental Status of Technical Area 49, Los Alamos, New Mexico” report (Purtymun and Stoker 1987, 006688) and the “RFI Work Plan for Operable Unit 1144” (LANL 1992, 007670).

Monitoring locations in Ancho Canyon are situated near or downstream from areas of past Laboratory weapons-testing activities. Most monitoring locations in Ancho Canyon sample the regional aquifer.

Test wells DT-5A, DT-9, DT-10, and R-31 are regional monitoring wells. Three decades of water-quality records from DT-5A, DT-9, and DT-10 exist. The upper screen of R-31 (screen 1) was set in an intermediate perched groundwater zone that has produced no water. This screen is checked semiannually, and a sample will be collected if water is present.

1.2 Conceptual Model

The conceptual model for the Ancho Watershed is shown in Appendix A of this document.

2.0 SCOPE OF ACTIVITIES

The PME for the Ancho Watershed was conducted pursuant to the 2007 IFGMP.

Table 2.0-1 provides the location name, sample collection date, port name, port depth, screened interval, top and bottom screen depths, base flow, water level, and the water-level method for each of the monitored locations. These locations are spatially represented in Figure 2.0-1.

3.0 MONITORING RESULTS

3.1 Methods and Procedures

All methods and procedures used to perform the field activities associated with the PME are documented in the 2007 IFGMP.

3.2 Field Parameter Results

Appendix B contains the field parameter results for this PME and the previous three PMEs.

3.3 Water-Level Observations

The periodic monitoring water-level elevation data for this event and the previous three monitoring events are located in Appendix C. For wells equipped with transducers, the reported water level is the water-level measurement taken earliest on the day of sampling. All manual measurements are reported at the time immediately before sampling. The water-level measurements taken during this PME and for the past year are shown graphically in Figure 3.3-1.

3.4 Deviations from Planned Scope

Table 3.4-1 describes the deviations from the planned scope of the PME. Most deviations noted during this PME were because of dry sample locations. Two surface water locations typically sampled during this PME were sampled in September 2007 as part of the White Rock PME.

4.0 ANALYTICAL DATA RESULTS

4.1 Methods and Procedures

All methods and procedures used to perform the analytical activities of the PME are documented in the 2007 IFGMP.

4.2 Analytical Data

Appendix D presents the analytical data from this PME and from the last three sampling events immediately before the October–November 2007 sampling event. The screening levels with which the results are compared are shown in Table 4.2-1. The analytical laboratory reports (including chains of custody, etc.) are in Appendix G.

Appendix D contains all data obtained during the PME (i.e., all data that have been independently reviewed for conformance with Laboratory requirements), with the following constraints.

- All data
 - ❖ Data that are R-qualified (rejected because of noncompliance regarding quality control [QC] acceptance criteria) during independent validation are considered “not detected” but are still reported. Analytical laboratory QC results, including matrix spike and matrix spike duplicates, are not included in the data set.
- Radionuclides
 - ❖ All low-detect-limit tritium data are reported. Results greater than 3 times the 1 standard deviation total propagated analytical uncertainty (or 3σ) are considered to be detects.
 - ❖ Americium-241 and uranium-235 are reported only by chemical separation alpha spectroscopy. No gamma spectroscopy results are presented for these analytes.
 - ❖ Only cesium-137, cobalt-60, neptunium-237, potassium-40, and sodium-22 are reported (or analyzed) for the gamma spectroscopy suite.
 - ❖ Otherwise, all detects are reported at all locations, that is, results without a laboratory qualifier of U or X (abbreviations that indicate that the analyte was not detected).
- Nonradionuclides
 - ❖ All results, excluding nondetects, are reported. Field duplicates, reanalyses, field blanks, trip blanks, equipment blanks, and different analytical methods are also reported.

The screening levels applied to all media are listed in Table 4.2-1. Table 4.2-1 indicates the type of screening level and its source.

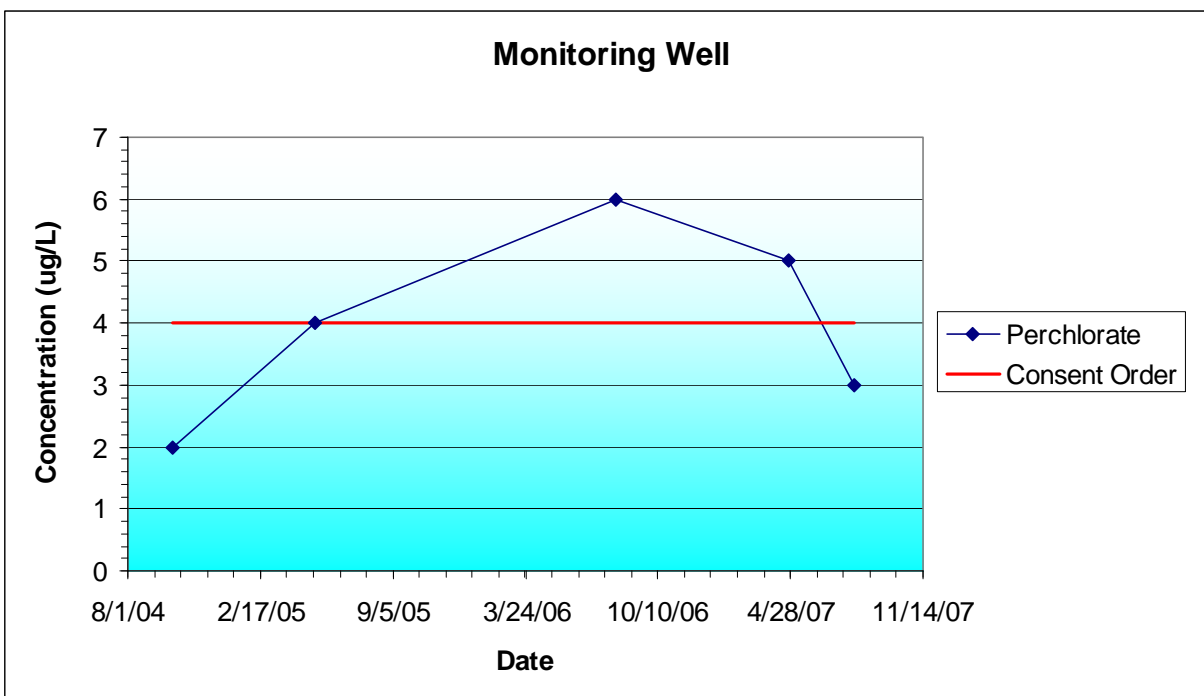
Data for PMRs are evaluated using the following screening process.

- Groundwater perchlorate data were compared with the screening level of 4 µg/L established in Section VIII.A.1.a of the Consent Order. The NMWQCC groundwater standards apply to the dissolved (filtered) portion of specified contaminants; however, the standards for mercury, organic compounds, and nonaqueous phase liquids apply to the total unfiltered concentrations of the contaminants.

- As required by the Consent Order, EPA Region 6 tap water screening levels are used for constituents having no other regulatory standard and for which toxicological information is published. For these screening levels, the tables indicate a risk type of C (excess cancer risk level of 10^{-5}) or N (noncancer). The Consent Order specifies screening for excess cancer risk at a risk level of 10^{-5} (rather than 10^{-6} as given in the Region 6 tables). Therefore, the Region 6 values were multiplied by 10 to obtain the 10^{-5} excess cancer risk level.
- The analytical results for radioactivity are compared with the Derived Concentration Guidelines (DCG) for groundwater.

Tables E-1 through E-6 (Appendix E) show all values for perchlorate, radionuclides, and organic compounds, and show all values greater than half the lowest applicable screening levels for metals and general inorganic compounds.

Analytical results are presented graphically in Figure 4.2-1. Figure 4.2-1 contains diagrams displaying a series of select analytes. An example of a diagram displaying perchlorate concentrations is shown below.



Perchlorate concentrations

The analytes displayed in Figure 4.2-1 were selected from data acquired during the PME and previous PMEs to display trends and aid in data interpretations. Diagrams are shown for both surface water and groundwater data. The analytes were chosen for display in Figure 4.2-1 because of their historical presence in this watershed.

Radionuclides are not shown in the diagrams. The solid red lines, when shown, depict applicable screening levels. Note that some screening levels may exceed the highest concentration displayed and may not appear in the diagram. Screening-level values are in Tables E-1 through E-6 in Appendix E.

A summary of the results comparing the surface water and groundwater analytical data with screening levels is shown in Tables E-1 through E-6 (Appendix E). Graphical representations of select analytical results (section 4.2) are shown in Figure 4.2-1.

Table 4.2-2 shows results for surface water and groundwater (by hydrogeologic zone for a specific analytical suite) that are above a screening level. Multiple detections of a particular constituent at a location are counted as one result. For example, if aluminum is detected above a screening level in both a primary sample and a field duplicate, only one result is shown.

4.2.1 Surface Water (Base Flow)

4.2.1.1 Previously Unreported Results

The filtered aluminum value at Frijoles at Rio Grande was above the New Mexico aquatic life chronic standard of 87 µg/L. This standard applies in this perennial reach. Aluminum results taken over the last 14 yr are variable but often above this standard. This perimeter location is sampled annually.

4.2.1.2 Results from the October to November 2007 PME

None of the results reported from this PME were measured above screening levels in surface water samples.

4.2.2 Groundwater

4.2.2.1 Previously Unreported Results

None of the results reported from the prior sampling event were measured above screening levels in groundwater samples.

4.2.2.2 Results from the October to November 2007 PME

An unfiltered lead result at DT-9 of 8.5 µg/L was below the EPA drinking water system screening level of 15 µg/L. The result in the field duplicate was 2.5 µg/L. Unfiltered sample results since 1999 at this well have been below 3 µg/L.

4.3 Sampling Program Modifications

No modifications to the periodic monitoring sampling for the Ancho Watershed are proposed at this time.

5.0 INVESTIGATION-DERIVED WASTE

Appendix F discusses the management of wastes produced during this PME and contains the waste management records for waste streams generated during the sampling event.

6.0 SUMMARY

6.1 Monitoring Results

Semiannual groundwater and surface water monitoring was conducted in October and November 2007. The laboratory analytical results are summarized below. An evaluation of the field parameter monitoring results is presented in Appendix B.

6.2 Analytical Results

The types of contaminants detected and their concentrations are consistent with data reported from previous monitoring events in this watershed.

6.2.1 Surface Water (Base Flow)

6.2.1.1 Previously Unreported Results

Overall, one aluminum result from a surface water sample collected in September 2007 from the location Frijoles at Rio Grande exceeded screening levels (Table 4.2-2).

6.2.1.2 Results from the October to November 2007 PME

No results from surface water samples collected during this PME from Ancho Canyon exceeded screening levels (Table 4.2-2).

6.2.2 Groundwater

6.2.2.1 Previously Unreported Results

No results from groundwater samples collected during the previous PME from Ancho Canyon exceeded screening levels (Table 4.2-2).

6.2.2.2 Results from the October to November 2007 PME

No results from groundwater samples collected during this PME from Ancho Canyon exceeded screening levels (Table 4.2-2).

6.3 Data Gaps

A summary of the field parameter gaps encountered during the PME are found in Table 3.4-1. The table provides detailed accounts of sampling event deviations.

7.0 REFERENCES

The following list includes all documents cited in this report. Parenthetical information following each reference provides the author(s), publication date, and ER ID number. This information is also included in text citations. ER ID numbers are assigned by the Environmental Programs Directorate's Records Processing Facility (RPF) and are used to locate the document at the RPF and, where applicable, in the master reference set.

Copies of the master reference set are maintained at the NMED Hazardous Waste Bureau; the DOE–Los Alamos Site Office; EPA, Region 6; and the Directorate. The set was developed to ensure that the administrative authority has all material needed to review this document, and it is updated with every document submitted to the administrative authority. Documents previously submitted to the administrative authority are not included.

LANL (Los Alamos National Laboratory), May 1992. "RFI Work Plan for Operable Unit 1122," Los Alamos National Laboratory document LA-UR-92-925, Los Alamos, New Mexico. (LANL 1992, 007671)

LANL (Los Alamos National Laboratory), May 1992. "RFI Work Plan for Operable Unit 1144," Los Alamos National Laboratory document LA-UR-92-900, Los Alamos, New Mexico. (LANL 1992, 007670)

LANL (Los Alamos National Laboratory), June 1993. "RFI Work Plan for Operable Unit 1132," Los Alamos National Laboratory document LA-UR-93-768, Los Alamos, New Mexico. (LANL 1993, 015316)

LANL (Los Alamos National Laboratory), May 2007. "2007 Interim Facility-Wide Groundwater Monitoring Plan," Los Alamos National Laboratory document LA-UR-07-3271, Los Alamos, New Mexico. (LANL 2007, 096665)

Purtymun, W.D., and A.K. Stoker, November 1987. "Environmental Status of Technical Area 49, Los Alamos, New Mexico," Los Alamos National Laboratory report LA-11135-MS, Los Alamos, New Mexico. (Purtymun and Stoker 1987, 006688)

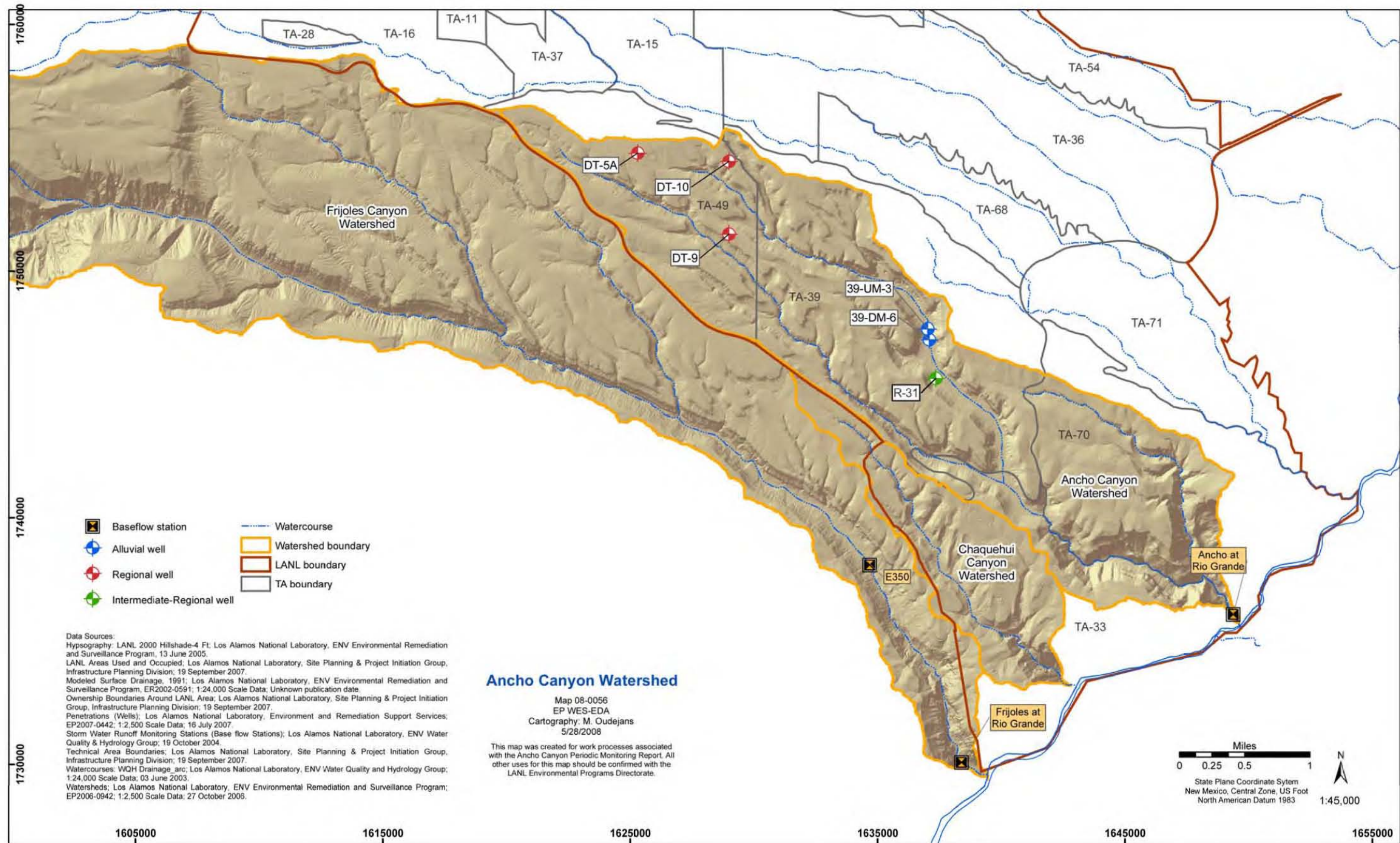


Figure 2.0-1 Watershed monitoring locations

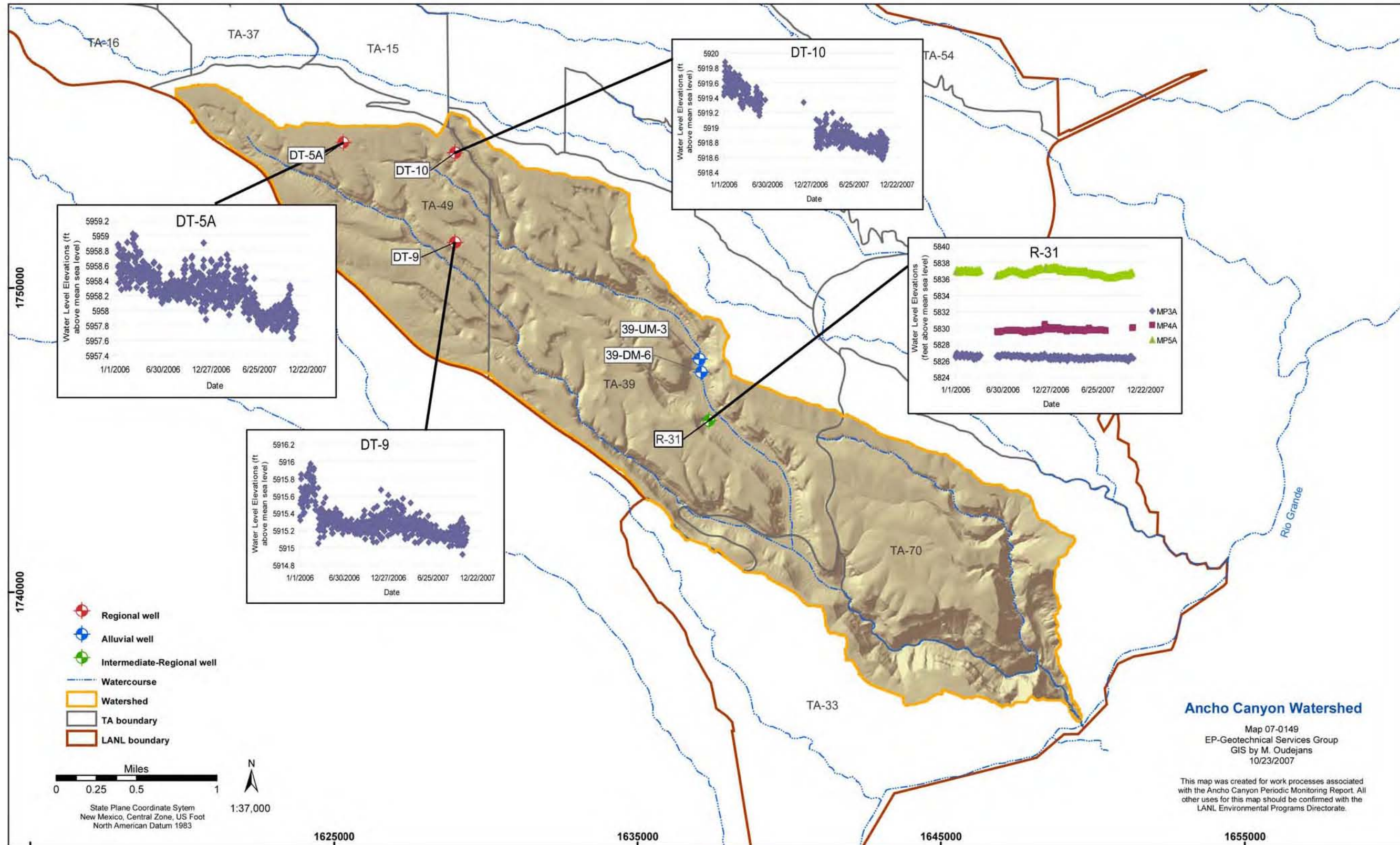


Figure 3.3-1 Groundwater elevations

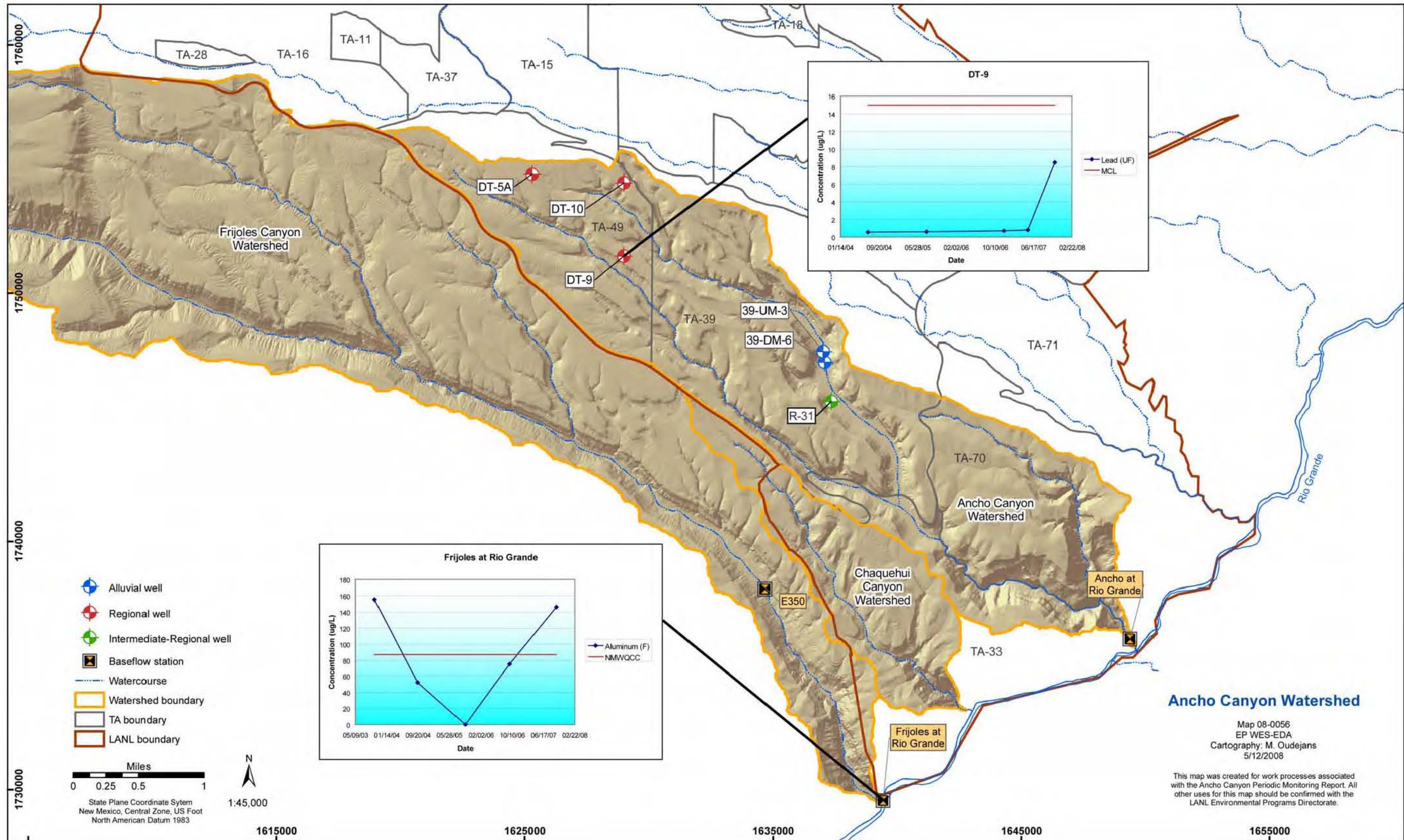


Figure 4.2-1 Analytical results

**Table 2.0-1
Monitoring Locations and General Information**

Location	Sample Collection Date	Port Name	Port Depth (ft)	Screened Interval (ft)	Top Screen Depth (ft)	Bottom Screen Depth (ft)	Base Flow (ft ³ /s)	Water Level (ft above msl ^a)	Water Level Method
Base Flow									
Ancho at Rio Grande ^a	25-Sep-07	n/a ^b	n/a	n/a	n/a	n/a	0.5	n/a	n/a
Frijoles at Rio Grande ^c	26-Sep-07	n/a	n/a	n/a	n/a	n/a	0.018-0.022	n/a	n/a
Rio de los Frijoles at Bandelier (E350)	31-Oct-07	n/a	n/a	n/a	n/a	n/a	0.848	n/a	n/a
Alluvial									
39-DM-6	1-Nov-07	Single	50	10	50	60	n/a	Dry ^d	n/a
39-UM-3	1-Nov-07	Single	44	10	44	54	n/a	Dry	n/a
Intermediate									
R-31	1-Nov-07	MP1A	453.8	15.3	439.1	454.4	n/a	Dry	n/a
Regional									
R-31	5-Nov-07	MP2A	532.2	30.7	515	545.7	n/a	Dry	n/a
R-31	6-Nov-07	MP3A	670.3	10	666.3	676.3	n/a	5826.28	Transducer
R-31	5-Nov-07	MP4A	830.9	10	826.6	836.6	n/a	5830.02	Transducer
R-31	1-Nov-07	MP5A	1011	10	1007.1	1017.1	n/a	Not sampled due to port problems	Transducer
DT-10	30-Oct-07	Single	1080	329.6	1078.4	1408	n/a	5918.80	Manual
DT-5A	10-Nov-07	Single	1172	617	1171.5	1788.5	n/a	5958.19	Manual
DT-9	2-Nov-07	Single	1040	681	819	1500	n/a	5915.16	Manual

^a msl = Mean sea level.

^b n/a = Not applicable.

^c Sampled during White Rock PME.

^d See Table 3.4-1 for explanation.

**Table 3.4-1
Observations and Deviations**

Location	Deviation	Cause	Comment
39-UM-3, 39-DM-6, R-31, Screen 1, R-31 Screen 5	No data are included in this report for these locations.	The locations were not sampled on 11/01/07 because they were dry.	Locations will be sampled when sufficient water is present.
R-31, Screen 2	No data are included in this report for this well screen.	The well screen was not sampled on 11/05/07 because it was dry.	Well screen will be sampled when sufficient water is present.
Ancho at Rio Grande, Frijoles at Rio Grande	Sampled during White Rock PME in September 2007.	Locations were more comparable to White Rock PME.	Locations will be added to White Rock Watershed in next IFGMP update.

**Table 4.2-1
Cleanup Standards, Risk-Based Screening Levels, and Risk-Based Cleanup Levels
for Groundwater and Surface Water at Los Alamos National Laboratory**

Standard Type	Groundwater	Surface Water
DOE Biota Concentration Guide	n/a ^a	x ^b
DOE 100 mrem Public Dose DCG	x	n/a
DOE 4 mrem Drinking Water DCG	x	n/a
EPA MCL	x	n/a
EPA Region 6 Tap Water Screening Level	x	n/a
New Mexico Environmental Improvement Board Radiation Protection Standards	x	x
NMWQCC Fisheries Standards Chronic	n/a	x
NMWQCC Fisheries Standards Chronic, Hardness = 100 mg/L	n/a	x
NMWQCC Groundwater Standard	x	n/a
NMWQCC Livestock Watering Standard	n/a	x
NMWQCC Wildlife Habitat Standard	n/a	x
NMWQCC Human Health Standard Ephemeral	n/a	x
NMWQCC Human Health Standard Perennial	n/a	x

^a n/a = Not applicable.

^b x = Standard applied to data screen for this report.

**Table 4.2-2
Previously Unreported Results above Screening Levels
for Surface Water and Groundwater**

Location	Date	Analyte	Result	Unit	Screening Level Value	Origin
Surface Water						
Frijoles at Rio Grande*	09/26/07	Al	146	µg/L	87	NMWQCC Aquatic Chronic
Groundwater						
none						

* Location sampled during White Rock PME.

Note: Multiple detections of a particular constituent at a location are counted as one result.

Appendix A

Conceptual Model

Canyon	Contaminant Sources	Groundwater Contaminants		
		Alluvial	Intermediate	Regional
Ancho	Minor dry sources and past effluent sources	None	None	None

Appendix B

Field Parameter Results

EP2008-0257

B-1

May 2008

Location	Port	Depth (ft)	Date	Field Matrix	Analyte Desc	Result	Units	Sample
Ancho at Rio Grande	n/a	n/a	09/25/07	WS	Dissolved Oxygen	9.98	mg/L	FU070900PGRA01
Ancho at Rio Grande	n/a	n/a	09/19/06	WP	Dissolved Oxygen	10.4	mg/L	FU060900PGRA01
Ancho at Rio Grande	n/a	n/a	09/27/05	WS	Dissolved Oxygen	8.07	mg/L	FU05090PGRA01
Ancho at Rio Grande	n/a	n/a	09/25/07	WS	Instantaneous Stream Flow	0.5	ft ³ /s	FU070900PGRA01
Ancho at Rio Grande	n/a	n/a	09/25/07	WS	pH	10.11	SU	FU070900PGRA01
Ancho at Rio Grande	n/a	n/a	09/19/06	WP	pH	8.61	SU	FU060900PGRA01
Ancho at Rio Grande	n/a	n/a	09/27/05	WS	pH	8	SU	FU05090PGRA01
Ancho at Rio Grande	n/a	n/a	09/14/04	WS	pH	8.73	SU	FU04090WGRA01
Ancho at Rio Grande	n/a	n/a	10/07/03	WS	pH	8.52	SU	FU03080WGRA01
Ancho at Rio Grande	n/a	n/a	09/25/07	WS	Specific Conductance	125.3	μS/cm	FU070900PGRA01
Ancho at Rio Grande	n/a	n/a	09/19/06	WP	Specific Conductance	143.8	μS/cm	FU060900PGRA01
Ancho at Rio Grande	n/a	n/a	09/27/05	WS	Specific Conductance	135	μS/cm	FU05090PGRA01
Ancho at Rio Grande	n/a	n/a	09/14/04	WS	Specific Conductance	129.3	μS/cm	FU04090WGRA01
Ancho at Rio Grande	n/a	n/a	10/07/03	WS	Specific Conductance	125	μS/cm	FU03080WGRA01
Ancho at Rio Grande	n/a	n/a	09/25/07	WS	Temperature	22.9	deg C	FU070900PGRA01
Ancho at Rio Grande	n/a	n/a	09/19/06	WP	Temperature	20.9	deg C	FU060900PGRA01
Ancho at Rio Grande	n/a	n/a	09/27/05	WS	Temperature	19.9	deg C	FU05090PGRA01
Ancho at Rio Grande	n/a	n/a	09/14/04	WS	Temperature	23.7	deg C	FU04090WGRA01
Ancho at Rio Grande	n/a	n/a	10/07/03	WS	Temperature	18.6	deg C	FU03080WGRA01
Ancho at Rio Grande	n/a	n/a	09/25/07	WS	Turbidity	0.77	NTU	FU070900PGRA01
Ancho at Rio Grande	n/a	n/a	09/19/06	WP	Turbidity	1.17	NTU	FU060900PGRA01
Ancho at Rio Grande	n/a	n/a	09/27/05	WS	Turbidity	0.57	NTU	FU05090PGRA01
Ancho at Rio Grande	n/a	n/a	09/14/04	WS	Turbidity	0.66	NTU	FU04090WGRA01
Ancho at Rio Grande	n/a	n/a	10/07/03	WS	Turbidity	0.76	NTU	FU03080WGRA01
Frijoles at Rio Grande	n/a	n/a	09/26/07	WP	Dissolved Oxygen	10.38	mg/L	FU070900PGRF01
Frijoles at Rio Grande	n/a	n/a	09/20/06	WP	Dissolved Oxygen	8.72	mg/L	FU060900PGRF01
Frijoles at Rio Grande	n/a	n/a	09/28/05	WS	Dissolved Oxygen	10.71	mg/L	FU05090PGRF01

Periodic Monitoring Report for Ancho Watershed

Location	Port	Depth (ft)	Date	Field Matrix	Analyte Desc	Result	Units	Sample
Frijoles at Rio Grande	n/a	n/a	09/26/07	WP	pH	8.29	SU	FU070900PGRF01
Frijoles at Rio Grande	n/a	n/a	09/20/06	WP	pH	8.23	SU	FU060900PGRF01
Frijoles at Rio Grande	n/a	n/a	09/28/05	WS	pH	8.11	SU	FU05090PGRF01
Frijoles at Rio Grande	n/a	n/a	09/15/04	WS	pH	8.4	SU	FU04090WGRF01
Frijoles at Rio Grande	n/a	n/a	10/08/03	WS	pH	7.8	SU	FU03080WGRF01
Frijoles at Rio Grande	n/a	n/a	09/26/07	WP	Specific Conductance	122.5	µS/cm	FU070900PGRF01
Frijoles at Rio Grande	n/a	n/a	09/20/06	WP	Specific Conductance	132	µS/cm	FU060900PGRF01
Frijoles at Rio Grande	n/a	n/a	09/28/05	WS	Specific Conductance	134	µS/cm	FU05090PGRF01
Frijoles at Rio Grande	n/a	n/a	09/15/04	WS	Specific Conductance	133	µS/cm	FU04090WGRF01
Frijoles at Rio Grande	n/a	n/a	10/08/03	WS	Specific Conductance	129	µS/cm	FU03080WGRF01
Frijoles at Rio Grande	n/a	n/a	09/26/07	WP	Temperature	13.1	deg C	FU070900PGRF01
Frijoles at Rio Grande	n/a	n/a	09/20/06	WP	Temperature	12.2	deg C	FU060900PGRF01
Frijoles at Rio Grande	n/a	n/a	09/28/05	WS	Temperature	19.2	deg C	FU05090PGRF01
Frijoles at Rio Grande	n/a	n/a	09/15/04	WS	Temperature	13.4	deg C	FU04090WGRF01
Frijoles at Rio Grande	n/a	n/a	10/08/03	WS	Temperature	16.3	deg C	FU03080WGRF01
Frijoles at Rio Grande	n/a	n/a	09/26/07	WP	Turbidity	5.3	NTU	FU070900PGRF01
Frijoles at Rio Grande	n/a	n/a	09/20/06	WP	Turbidity	8.47	NTU	FU060900PGRF01
Frijoles at Rio Grande	n/a	n/a	09/28/05	WS	Turbidity	8.69	NTU	FU05090PGRF01
Frijoles at Rio Grande	n/a	n/a	09/15/04	WS	Turbidity	4.24	NTU	FU04090WGRF01
Frijoles at Rio Grande	n/a	n/a	10/08/03	WS	Turbidity	3.97	NTU	FU03080WGRF01
R-31	1612	670.3	11/06/07	WG	Dissolved Oxygen	4.72	mg/L	FU07100G31R301
R-31	1612	670.3	08/19/05	WG	Dissolved Oxygen	4.21	mg/L	FU0508G31R301
R-31	1612	670.3	11/06/07	WG	pH	9.24	SU	FU07100G31R301
R-31	1612	670.3	05/21/07	WG	pH	7.25	SU	FU07050G31R301
R-31	1612	670.3	11/30/06	WG	pH	7.2	SU	FU06110G31R301
R-31	1612	670.3	08/19/05	WG	pH	7.2	SU	FU0508G31R301
R-31	1612	670.3	11/06/07	WG	Specific Conductance	184.8	µS/cm	FU07100G31R301

May 2008

B-2

EP2008-0257

EP2008-0257

B-3

May 2008

Location	Port	Depth (ft)	Date	Field Matrix	Analyte Desc	Result	Units	Sample
R-31	1612	670.3	05/21/07	WG	Specific Conductance	155.8	µS/cm	FU07050G31R301
R-31	1612	670.3	11/30/06	WG	Specific Conductance	171	µS/cm	FU06110G31R301
R-31	1612	670.3	08/19/05	WG	Specific Conductance	261	µS/cm	FU0508G31R301
R-31	1612	670.3	11/06/07	WG	Temperature	16.2	deg C	FU07100G31R301
R-31	1612	670.3	05/21/07	WG	Temperature	22.8	deg C	FU07050G31R301
R-31	1612	670.3	11/30/06	WG	Temperature	17.5	deg C	FU06110G31R301
R-31	1612	670.3	08/19/05	WG	Temperature	22.1	deg C	FU0508G31R301
R-31	1612	670.3	11/06/07	WG	Turbidity	0.69	NTU	FU07100G31R301
R-31	1612	670.3	05/21/07	WG	Turbidity	0.72	NTU	FU07050G31R301
R-31	1612	670.3	11/30/06	WG	Turbidity	1	NTU	FU06110G31R301
R-31	1612	670.3	08/19/05	WG	Turbidity	2.24	NTU	FU0508G31R301
R-31	1662	830.9	11/02/07	WG	Dissolved Oxygen	8.61	mg/L	FU07100G31R401
R-31	1662	830.9	08/23/05	WG	Dissolved Oxygen	140.3	mg/L	FU0508G31R401
R-31	1662	830.9	11/02/07	WG	pH	8.35	SU	FU07100G31R401
R-31	1662	830.9	05/22/07	WG	pH	8.28	SU	FU07050G31R401
R-31	1662	830.9	12/06/06	WG	pH	8.43	SU	FU06110G31R401
R-31	1662	830.9	08/23/05	WG	pH	8.79	SU	FU0508G31R401
R-31	1662	830.9	11/02/07	WG	Specific Conductance	120.8	µS/cm	FU07100G31R401
R-31	1662	830.9	05/22/07	WG	Specific Conductance	116	µS/cm	FU07050G31R401
R-31	1662	830.9	12/06/06	WG	Specific Conductance	121.8	µS/cm	FU06110G31R401
R-31	1662	830.9	08/23/05	WG	Specific Conductance	130.7	µS/cm	FU0508G31R401
R-31	1662	830.9	11/02/07	WG	Temperature	18.9	deg C	FU07100G31R401
R-31	1662	830.9	05/22/07	WG	Temperature	21.9	deg C	FU07050G31R401
R-31	1662	830.9	12/06/06	WG	Temperature	19	deg C	FU06110G31R401
R-31	1662	830.9	08/23/05	WG	Temperature	23.1	deg C	FU0508G31R401
R-31	1662	830.9	11/02/07	WG	Turbidity	1.76	NTU	FU07100G31R401
R-31	1662	830.9	05/22/07	WG	Turbidity	0.52	NTU	FU07050G31R401

Periodic Monitoring Report for Archo Watershed

May 2008

B-4

EP2008-0257

Location	Port	Depth (ft)	Date	Field Matrix	Analyte Desc	Result	Units	Sample
R-31	1662	830.9	12/06/06	WG	Turbidity	0.33	NTU	FU06110G31R401
R-31	1662	830.9	08/23/05	WG	Turbidity	0.7	NTU	FU0508G31R401
Rio de los Frijoles at Bandelier	n/a	n/a	10/31/07	WP	Dissolved Oxygen	8.9	mg/L	FU071000P35001
Rio de los Frijoles at Bandelier	n/a	n/a	09/20/06	WP	Dissolved Oxygen	8.58	mg/L	FU060900P35001
Rio de los Frijoles at Bandelier	n/a	n/a	06/29/05	WS	Dissolved Oxygen	8.03	mg/L	FU05060P35001
Rio de los Frijoles at Bandelier	n/a	n/a	10/31/07	WP	Oxidation Reduction Potential	230	mV	FU071000P35001
Rio de los Frijoles at Bandelier	n/a	n/a	10/31/07	WP	pH	7.37	SU	FU071000P35001
Rio de los Frijoles at Bandelier	n/a	n/a	09/20/06	WP	pH	8.12	SU	FU060900P35001
Rio de los Frijoles at Bandelier	n/a	n/a	06/29/05	WS	pH	7.94	SU	FU05060P35001
Rio de los Frijoles at Bandelier	n/a	n/a	06/14/04	WS	pH	7.51	SU	FU04060W35001
Rio de los Frijoles at Bandelier	n/a	n/a	12/17/03	WS	pH	7.68	SU	FU03120W35001
Rio de los Frijoles at Bandelier	n/a	n/a	10/31/07	WP	Purge Volume	0.848	gal.	FU071000P35001
Rio de los Frijoles at Bandelier	n/a	n/a	10/31/07	WP	Specific Conductance	120.9	µS/cm	FU071000P35001
Rio de los Frijoles at Bandelier	n/a	n/a	09/20/06	WP	Specific Conductance	138.4	µS/cm	FU060900P35001
Rio de los Frijoles at Bandelier	n/a	n/a	06/29/05	WS	Specific Conductance	137	µS/cm	FU05060P35001
Rio de los Frijoles at Bandelier	n/a	n/a	06/14/04	WS	Specific Conductance	704	µS/cm	FU04060W35001
Rio de los Frijoles at Bandelier	n/a	n/a	12/17/03	WS	Specific Conductance	81.2	µS/cm	FU03120W35001
Rio de los Frijoles at Bandelier	n/a	n/a	10/31/07	WP	Temperature	10.6	deg C	FU071000P35001
Rio de los Frijoles at Bandelier	n/a	n/a	09/20/06	WP	Temperature	13.8	deg C	FU060900P35001
Rio de los Frijoles at Bandelier	n/a	n/a	06/29/05	WS	Temperature	15.6	deg C	FU05060P35001
Rio de los Frijoles at Bandelier	n/a	n/a	06/14/04	WS	Temperature	16.2	deg C	FU04060W35001
Rio de los Frijoles at Bandelier	n/a	n/a	12/17/03	WS	Temperature	0.5	deg C	FU03120W35001
Rio de los Frijoles at Bandelier	n/a	n/a	10/31/07	WP	Turbidity	1.81	NTU	FU071000P35001
Rio de los Frijoles at Bandelier	n/a	n/a	09/20/06	WP	Turbidity	11.4	NTU	FU060900P35001
Rio de los Frijoles at Bandelier	n/a	n/a	06/29/05	WS	Turbidity	3.73	NTU	FU05060P35001
Rio de los Frijoles at Bandelier	n/a	n/a	06/14/04	WS	Turbidity	9.66	NTU	FU04060W35001
Rio de los Frijoles at Bandelier	n/a	n/a	12/17/03	WS	Turbidity	4.69	NTU	FU03120W35001

Periodic Monitoring Report for Ancho Watershed

Location	Port	Depth (ft)	Date	Field Matrix	Analyte Desc	Result	Units	Sample
Test Well DT-10	1811	1080	10/30/07	WG	Dissolved Oxygen	4.8	mg/L	FU071000G01T01
Test Well DT-10	1811	1080	05/16/07	WG	Dissolved Oxygen	4.44	mg/L	FU070500G01T01
Test Well DT-10	1811	1080	07/19/05	WG	Dissolved Oxygen	0.52	mg/L	FU05070G01T01
Test Well DT-10	1811	1080	10/30/07	WG	Oxidation Reduction Potential	280	mV	FU071000G01T01
Test Well DT-10	1811	1080	05/16/07	WG	Oxidation Reduction Potential	12.5	mV	FU070500G01T01
Test Well DT-10	1811	1080	07/19/05	WG	Oxidation Reduction Potential	-117.6	mV	FU05070G01T01
Test Well DT-10	1811	1080	10/30/07	WG	pH	8.27	SU	FU071000G01T01
Test Well DT-10	1811	1080	05/16/07	WG	pH	8.33	SU	FU070500G01T01
Test Well DT-10	1811	1080	07/19/05	WG	pH	8.23	SU	FU05070G01T01
Test Well DT-10	1811	1080	06/22/04	WG	pH	8.43	SU	FU04060G01T01
Test Well DT-10	1811	1080	10/30/07	WG	Purge Volume	1500	gal.	FU071000G01T01
Test Well DT-10	1811	1080	05/16/07	WG	Purge Volume	810	gal.	FU070500G01T01
Test Well DT-10	1811	1080	10/30/07	WG	Specific Conductance	126.7	µS/cm	FU071000G01T01
Test Well DT-10	1811	1080	05/16/07	WG	Specific Conductance	129.6	µS/cm	FU070500G01T01
Test Well DT-10	1811	1080	07/19/05	WG	Specific Conductance	131.9	µS/cm	FU05070G01T01
Test Well DT-10	1811	1080	06/22/04	WG	Specific Conductance	137.8	µS/cm	FU04060G01T01
Test Well DT-10	1811	1080	10/30/07	WG	Temperature	20.2	deg C	FU071000G01T01
Test Well DT-10	1811	1080	05/16/07	WG	Temperature	19.2	deg C	FU070500G01T01
Test Well DT-10	1811	1080	07/19/05	WG	Temperature	18.6	deg C	FU05070G01T01
Test Well DT-10	1811	1080	06/22/04	WG	Temperature	20.3	deg C	FU04060G01T01
Test Well DT-10	1811	1080	08/18/03	WG	Temperature	17.2	deg C	FU03070G01T01
Test Well DT-10	1811	1080	10/30/07	WG	Turbidity	1.66	NTU	FU071000G01T01
Test Well DT-10	1811	1080	05/16/07	WG	Turbidity	1.45	NTU	FU070500G01T01
Test Well DT-10	1811	1080	07/19/05	WG	Turbidity	0.63	NTU	FU05070G01T01
Test Well DT-10	1811	1080	06/22/04	WG	Turbidity	2.56	NTU	FU04060G01T01
Test Well DT-10	1811	1080	08/18/03	WG	Turbidity	1.84	NTU	FU03070G01T01
Test Well DT-5A	1821	1172	11/10/07	WG	Dissolved Oxygen	5.32	mg/L	FU071000GA5T01

May 2008

B-6

EP2008-0257

Location	Port	Depth (ft)	Date	Field Matrix	Analyte Desc	Result	Units	Sample
Test Well DT-5A	1821	1172	05/17/07	WG	Dissolved Oxygen	5.2	mg/L	FU070500GA5T01
Test Well DT-5A	1821	1172	12/06/06	WG	Dissolved Oxygen	5.5	mg/L	FU061100GA5T01
Test Well DT-5A	1821	1172	08/24/05	WG	Dissolved Oxygen	1.04	mg/L	FU05070GA5T01
Test Well DT-5A	1821	1172	11/10/07	WG	Oxidation Reduction Potential	392	mV	FU071000GA5T01
Test Well DT-5A	1821	1172	05/17/07	WG	Oxidation Reduction Potential	159	mV	FU070500GA5T01
Test Well DT-5A	1821	1172	12/06/06	WG	Oxidation Reduction Potential	522.6	mV	FU061100GA5T01
Test Well DT-5A	1821	1172	08/24/05	WG	Oxidation Reduction Potential	-104.9	mV	FU05070GA5T01
Test Well DT-5A	1821	1172	11/10/07	WG	pH	7.92	SU	FU071000GA5T01
Test Well DT-5A	1821	1172	05/17/07	WG	pH	7.91	SU	FU070500GA5T01
Test Well DT-5A	1821	1172	12/06/06	WG	pH	8.01	SU	FU061100GA5T01
Test Well DT-5A	1821	1172	08/24/05	WG	pH	7.97	SU	FU05070GA5T01
Test Well DT-5A	1821	1172	07/13/04	WG	pH	7.73	SU	FU04060GA5T01
Test Well DT-5A	1821	1172	11/10/07	WG	Purge Volume	2000	gal.	FU071000GA5T01
Test Well DT-5A	1821	1172	05/17/07	WG	Purge Volume	1785	gal.	FU070500GA5T01
Test Well DT-5A	1821	1172	11/10/07	WG	Specific Conductance	103.8	µS/cm	FU071000GA5T01
Test Well DT-5A	1821	1172	05/17/07	WG	Specific Conductance	96.4	µS/cm	FU070500GA5T01
Test Well DT-5A	1821	1172	12/06/06	WG	Specific Conductance	110	µS/cm	FU061100GA5T01
Test Well DT-5A	1821	1172	08/24/05	WG	Specific Conductance	113.1	µS/cm	FU05070GA5T01
Test Well DT-5A	1821	1172	07/13/04	WG	Specific Conductance	115.6	µS/cm	FU04060GA5T01
Test Well DT-5A	1821	1172	11/10/07	WG	Temperature	21.6	deg C	FU071000GA5T01
Test Well DT-5A	1821	1172	05/17/07	WG	Temperature	20.9	deg C	FU070500GA5T01
Test Well DT-5A	1821	1172	12/06/06	WG	Temperature	18.9	deg C	FU061100GA5T01
Test Well DT-5A	1821	1172	08/24/05	WG	Temperature	21.3	deg C	FU05070GA5T01
Test Well DT-5A	1821	1172	07/13/04	WG	Temperature	25.1	deg C	FU04060GA5T01
Test Well DT-5A	1821	1172	11/10/07	WG	Turbidity	0.89	NTU	FU071000GA5T01
Test Well DT-5A	1821	1172	05/17/07	WG	Turbidity	0.54	NTU	FU070500GA5T01
Test Well DT-5A	1821	1172	12/06/06	WG	Turbidity	2.07	NTU	FU061100GA5T01

Periodic Monitoring Report for Ancho Watershed

Location	Port	Depth (ft)	Date	Field Matrix	Analyte Desc	Result	Units	Sample
Test Well DT-5A	1821	1172	08/24/05	WG	Turbidity	1.08	NTU	FU05070GA5T01
Test Well DT-5A	1821	1172	07/13/04	WG	Turbidity	1.69	NTU	FU04060GA5T01
Test Well DT-9	1831	1040	11/02/07	WG	Dissolved Oxygen	7.17	mg/L	FU071000G9WT01
Test Well DT-9	1831	1040	05/09/07	WG	Dissolved Oxygen	6.18	mg/L	FU070500G9WT01
Test Well DT-9	1831	1040	12/05/06	WG	Dissolved Oxygen	4.9	mg/L	FU061100G9WT01
Test Well DT-9	1831	1040	07/20/05	WG	Dissolved Oxygen	0.16	mg/L	FU05070G9WT01
Test Well DT-9	1831	1040	11/02/07	WG	Oxidation Reduction Potential	332	mV	FU071000G9WT01
Test Well DT-9	1831	1040	05/09/07	WG	Oxidation Reduction Potential	215	mV	FU070500G9WT01
Test Well DT-9	1831	1040	12/05/06	WG	Oxidation Reduction Potential	509.6	mV	FU061100G9WT01
Test Well DT-9	1831	1040	07/20/05	WG	Oxidation Reduction Potential	67.1	mV	FU05070G9WT01
Test Well DT-9	1831	1040	11/02/07	WG	pH	8.03	SU	FU071000G9WT01
Test Well DT-9	1831	1040	05/09/07	WG	pH	8.25	SU	FU070500G9WT01
Test Well DT-9	1831	1040	12/05/06	WG	pH	7.99	SU	FU061100G9WT01
Test Well DT-9	1831	1040	07/20/05	WG	pH	8.11	SU	FU05070G9WT01
Test Well DT-9	1831	1040	07/07/04	WG	pH	7.82	SU	FU04060G9WT01
Test Well DT-9	1831	1040	11/02/07	WG	Purge Volume	2453	gal.	FU071000G9WT01
Test Well DT-9	1831	1040	11/02/07	WG	Specific Conductance	114.8	µS/cm	FU071000G9WT01
Test Well DT-9	1831	1040	05/09/07	WG	Specific Conductance	116.5	µS/cm	FU070500G9WT01
Test Well DT-9	1831	1040	12/05/06	WG	Specific Conductance	108.7	µS/cm	FU061100G9WT01
Test Well DT-9	1831	1040	07/20/05	WG	Specific Conductance	121.6	µS/cm	FU05070G9WT01
Test Well DT-9	1831	1040	07/07/04	WG	Specific Conductance	120.1	uS/cm	FU04060G9WT01
Test Well DT-9	1831	1040	11/02/07	WG	Temperature	21.7	deg C	FU071000G9WT01
Test Well DT-9	1831	1040	05/09/07	WG	Temperature	21.1	deg C	FU070500G9WT01
Test Well DT-9	1831	1040	12/05/06	WG	Temperature	20.5	deg C	FU061100G9WT01
Test Well DT-9	1831	1040	07/20/05	WG	Temperature	21.6	deg C	FU05070G9WT01
Test Well DT-9	1831	1040	07/07/04	WG	Temperature	21.7	deg C	FU04060G9WT01
Test Well DT-9	1831	1040	11/02/07	WG	Turbidity	1.43	NTU	FU071000G9WT01

Location	Port	Depth (ft)	Date	Field Matrix	Analyte Desc	Result	Units	Sample
Test Well DT-9	1831	1040	05/09/07	WG	Turbidity	3.66	NTU	FU070500G9WT01
Test Well DT-9	1831	1040	12/05/06	WG	Turbidity	0.59	NTU	FU061100G9WT01
Test Well DT-9	1831	1040	07/20/05	WG	Turbidity	0.75	NTU	FU05070G9WT01
Test Well DT-9	1831	1040	07/07/04	WG	Turbidity	0.56	NTU	FU04060G9WT01

ft³/s = Cubic foot per second.
 μS/cm = Microsiemens per centimeter.
 mV = Millivolt.
 n/a = Not applicable.
 NTU = Nephelometric turbidity unit.
 SU = Standard unit.
 WG = Groundwater.
 WS = Surface water.
 WP = Persistent water.

Appendix C

Groundwater-Level Measurements

Ancho Canyon Water Levels

Location	Port Depth (ft)	Port Common Name	Port ID	Screened Interval (ft)	Top Depth (ft)	Bottom Depth (ft)	Inner Diam (in.)	Outer Diam (in.)	Date	Water Level (ft)	Method
39-DM-6	50	Single	7641	10	50	60	4	4.5	11/1/2007	Dry	Manual
39-UM-3	44	Single	7631	10	44	54	4	4.5	11/1/2007	Dry	Manual
R-31	670.3	MP3A	1612	10	666.3	676.3	4.5	5.25	11/6/2007	5826.28	Transducer
R-31	670.3	MP3A	1612	10	666.3	676.3	4.5	5.25	10/31/2007	5826.36	Transducer
R-31	670.3	MP3A	1612	10	666.3	676.3	4.5	5.25	10/30/2007	5826.49	Transducer
R-31	670.3	MP3A	1612	10	666.3	676.3	4.5	5.25	10/29/2007	5826.51	Transducer
R-31	670.3	MP3A	1612	10	666.3	676.3	4.5	5.25	10/28/2007	5826.4	Transducer
R-31	670.3	MP3A	1612	10	666.3	676.3	4.5	5.25	10/27/2007	5826.27	Transducer
R-31	670.3	MP3A	1612	10	666.3	676.3	4.5	5.25	10/26/2007	5826.4	Transducer
R-31	670.3	MP3A	1612	10	666.3	676.3	4.5	5.25	10/25/2007	5826.49	Transducer
R-31	670.3	MP3A	1612	10	666.3	676.3	4.5	5.25	10/24/2007	5826.45	Transducer
R-31	670.3	MP3A	1612	10	666.3	676.3	4.5	5.25	10/23/2007	5826.36	Transducer
R-31	670.3	MP3A	1612	10	666.3	676.3	4.5	5.25	10/22/2007	5826.08	Transducer
R-31	670.3	MP3A	1612	10	666.3	676.3	4.5	5.25	10/21/2007	5826.08	Transducer
R-31	670.3	MP3A	1612	10	666.3	676.3	4.5	5.25	10/20/2007	5826.15	Transducer
R-31	670.3	MP3A	1612	10	666.3	676.3	4.5	5.25	10/19/2007	5825.99	Transducer
R-31	670.3	MP3A	1612	10	666.3	676.3	4.5	5.25	10/18/2007	5825.92	Transducer
R-31	670.3	MP3A	1612	10	666.3	676.3	4.5	5.25	10/17/2007	5826.01	Transducer
R-31	670.3	MP3A	1612	10	666.3	676.3	4.5	5.25	10/16/2007	5826.1	Transducer
R-31	670.3	MP3A	1612	10	666.3	676.3	4.5	5.25	10/15/2007	5826.01	Transducer
R-31	670.3	MP3A	1612	10	666.3	676.3	4.5	5.25	10/14/2007	5826.03	Transducer
R-31	670.3	MP3A	1612	10	666.3	676.3	4.5	5.25	10/13/2007	5826.15	Transducer
R-31	670.3	MP3A	1612	10	666.3	676.3	4.5	5.25	10/12/2007	5826.26	Transducer
R-31	670.3	MP3A	1612	10	666.3	676.3	4.5	5.25	10/11/2007	5826.33	Transducer
R-31	670.3	MP3A	1612	10	666.3	676.3	4.5	5.25	10/10/2007	5826.38	Transducer
R-31	670.3	MP3A	1612	10	666.3	676.3	4.5	5.25	10/9/2007	5826.29	Transducer
R-31	670.3	MP3A	1612	10	666.3	676.3	4.5	5.25	10/8/2007	5826.17	Transducer
R-31	670.3	MP3A	1612	10	666.3	676.3	4.5	5.25	10/7/2007	5826.08	Transducer
R-31	670.3	MP3A	1612	10	666.3	676.3	4.5	5.25	10/6/2007	5826.15	Transducer
R-31	670.3	MP3A	1612	10	666.3	676.3	4.5	5.25	10/5/2007	5826.19	Transducer
R-31	670.3	MP3A	1612	10	666.3	676.3	4.5	5.25	10/4/2007	5826.29	Transducer
R-31	670.3	MP3A	1612	10	666.3	676.3	4.5	5.25	10/3/2007	5826.33	Transducer
R-31	670.3	MP3A	1612	10	666.3	676.3	4.5	5.25	10/2/2007	5826.36	Transducer
R-31	670.3	MP3A	1612	10	666.3	676.3	4.5	5.25	10/1/2007	5826.31	Transducer
R-31	670.3	MP3A	1612	10	666.3	676.3	4.5	5.25	9/30/2007	5826.19	Transducer
R-31	670.3	MP3A	1612	10	666.3	676.3	4.5	5.25	9/29/2007	5826.27	Transducer
R-31	670.3	MP3A	1612	10	666.3	676.3	4.5	5.25	9/28/2007	5826.33	Transducer
R-31	670.3	MP3A	1612	10	666.3	676.3	4.5	5.25	9/27/2007	5826.31	Transducer
R-31	670.3	MP3A	1612	10	666.3	676.3	4.5	5.25	9/26/2007	5826.27	Transducer
R-31	670.3	MP3A	1612	10	666.3	676.3	4.5	5.25	9/25/2007	5826.22	Transducer
R-31	670.3	MP3A	1612	10	666.3	676.3	4.5	5.25	9/24/2007	5826.22	Transducer
R-31	670.3	MP3A	1612	10	666.3	676.3	4.5	5.25	9/23/2007	5826.31	Transducer
R-31	670.3	MP3A	1612	10	666.3	676.3	4.5	5.25	9/22/2007	5826.29	Transducer
R-31	670.3	MP3A	1612	10	666.3	676.3	4.5	5.25	9/21/2007	5826.27	Transducer
R-31	670.3	MP3A	1612	10	666.3	676.3	4.5	5.25	9/20/2007	5826.26	Transducer
R-31	670.3	MP3A	1612	10	666.3	676.3	4.5	5.25	9/19/2007	5826.24	Transducer
R-31	670.3	MP3A	1612	10	666.3	676.3	4.5	5.25	9/18/2007	5826.22	Transducer
R-31	670.3	MP3A	1612	10	666.3	676.3	4.5	5.25	9/17/2007	5826.33	Transducer
R-31	670.3	MP3A	1612	10	666.3	676.3	4.5	5.25	9/16/2007	5826.36	Transducer
R-31	670.3	MP3A	1612	10	666.3	676.3	4.5	5.25	9/15/2007	5826.31	Transducer
R-31	670.3	MP3A	1612	10	666.3	676.3	4.5	5.25	9/14/2007	5826.31	Transducer
R-31	670.3	MP3A	1612	10	666.3	676.3	4.5	5.25	9/13/2007	5826.35	Transducer
R-31	670.3	MP3A	1612	10	666.3	676.3	4.5	5.25	9/12/2007	5826.4	Transducer
R-31	670.3	MP3A	1612	10	666.3	676.3	4.5	5.25	9/11/2007	5826.35	Transducer
R-31	670.3	MP3A	1612	10	666.3	676.3	4.5	5.25	9/10/2007	5826.31	Transducer
R-31	670.3	MP3A	1612	10	666.3	676.3	4.5	5.25	9/9/2007	5826.27	Transducer
R-31	670.3	MP3A	1612	10	666.3	676.3	4.5	5.25	9/8/2007	5826.27	Transducer
R-31	670.3	MP3A	1612	10	666.3	676.3	4.5	5.25	9/7/2007	5826.22	Transducer
R-31	670.3	MP3A	1612	10	666.3	676.3	4.5	5.25	9/6/2007	5826.22	Transducer

Ancho Canyon Water Levels

Location	Port Depth (ft)	Port Common Name	Port ID	Screened Interval (ft)	Top Depth (ft)	Bottom Depth (ft)	Inner Diam (in.)	Outer Diam (in.)	Date	Water Level (ft)	Method
R-31	670.3	MP3A	1612	10	666.3	676.3	4.5	5.25	9/5/2007	5826.33	Transducer
R-31	670.3	MP3A	1612	10	666.3	676.3	4.5	5.25	9/4/2007	5826.4	Transducer
R-31	670.3	MP3A	1612	10	666.3	676.3	4.5	5.25	9/3/2007	5826.4	Transducer
R-31	670.3	MP3A	1612	10	666.3	676.3	4.5	5.25	9/2/2007	5826.41	Transducer
R-31	670.3	MP3A	1612	10	666.3	676.3	4.5	5.25	9/1/2007	5826.43	Transducer
R-31	670.3	MP3A	1612	10	666.3	676.3	4.5	5.25	8/31/2007	5826.43	Transducer
R-31	670.3	MP3A	1612	10	666.3	676.3	4.5	5.25	8/30/2007	5826.35	Transducer
R-31	670.3	MP3A	1612	10	666.3	676.3	4.5	5.25	8/29/2007	5826.29	Transducer
R-31	670.3	MP3A	1612	10	666.3	676.3	4.5	5.25	8/28/2007	5826.31	Transducer
R-31	670.3	MP3A	1612	10	666.3	676.3	4.5	5.25	8/27/2007	5826.29	Transducer
R-31	670.3	MP3A	1612	10	666.3	676.3	4.5	5.25	8/26/2007	5826.25	Transducer
R-31	670.3	MP3A	1612	10	666.3	676.3	4.5	5.25	8/25/2007	5826.2	Transducer
R-31	670.3	MP3A	1612	10	666.3	676.3	4.5	5.25	8/24/2007	5826.19	Transducer
R-31	670.3	MP3A	1612	10	666.3	676.3	4.5	5.25	8/23/2007	5826.22	Transducer
R-31	670.3	MP3A	1612	10	666.3	676.3	4.5	5.25	8/22/2007	5826.27	Transducer
R-31	670.3	MP3A	1612	10	666.3	676.3	4.5	5.25	8/21/2007	5826.27	Transducer
R-31	670.3	MP3A	1612	10	666.3	676.3	4.5	5.25	8/20/2007	5826.27	Transducer
R-31	670.3	MP3A	1612	10	666.3	676.3	4.5	5.25	8/19/2007	5826.31	Transducer
R-31	670.3	MP3A	1612	10	666.3	676.3	4.5	5.25	8/18/2007	5826.35	Transducer
R-31	670.3	MP3A	1612	10	666.3	676.3	4.5	5.25	8/17/2007	5826.33	Transducer
R-31	670.3	MP3A	1612	10	666.3	676.3	4.5	5.25	8/16/2007	5826.36	Transducer
R-31	670.3	MP3A	1612	10	666.3	676.3	4.5	5.25	8/15/2007	5826.42	Transducer
R-31	670.3	MP3A	1612	10	666.3	676.3	4.5	5.25	8/14/2007	5826.43	Transducer
R-31	670.3	MP3A	1612	10	666.3	676.3	4.5	5.25	8/13/2007	5826.42	Transducer
R-31	670.3	MP3A	1612	10	666.3	676.3	4.5	5.25	8/12/2007	5826.36	Transducer
R-31	670.3	MP3A	1612	10	666.3	676.3	4.5	5.25	8/11/2007	5826.36	Transducer
R-31	670.3	MP3A	1612	10	666.3	676.3	4.5	5.25	8/10/2007	5826.31	Transducer
R-31	670.3	MP3A	1612	10	666.3	676.3	4.5	5.25	8/9/2007	5826.27	Transducer
R-31	670.3	MP3A	1612	10	666.3	676.3	4.5	5.25	8/8/2007	5826.26	Transducer
R-31	670.3	MP3A	1612	10	666.3	676.3	4.5	5.25	8/7/2007	5826.26	Transducer
R-31	670.3	MP3A	1612	10	666.3	676.3	4.5	5.25	8/6/2007	5826.31	Transducer
R-31	670.3	MP3A	1612	10	666.3	676.3	4.5	5.25	8/5/2007	5826.33	Transducer
R-31	670.3	MP3A	1612	10	666.3	676.3	4.5	5.25	8/4/2007	5826.36	Transducer
R-31	670.3	MP3A	1612	10	666.3	676.3	4.5	5.25	8/3/2007	5826.31	Transducer
R-31	670.3	MP3A	1612	10	666.3	676.3	4.5	5.25	8/2/2007	5826.29	Transducer
R-31	670.3	MP3A	1612	10	666.3	676.3	4.5	5.25	8/1/2007	5826.31	Transducer
R-31	670.3	MP3A	1612	10	666.3	676.3	4.5	5.25	7/31/2007	5826.33	Transducer
R-31	670.3	MP3A	1612	10	666.3	676.3	4.5	5.25	7/30/2007	5826.29	Transducer
R-31	670.3	MP3A	1612	10	666.3	676.3	4.5	5.25	7/29/2007	5826.31	Transducer
R-31	670.3	MP3A	1612	10	666.3	676.3	4.5	5.25	7/28/2007	5826.33	Transducer
R-31	670.3	MP3A	1612	10	666.3	676.3	4.5	5.25	7/27/2007	5826.31	Transducer
R-31	670.3	MP3A	1612	10	666.3	676.3	4.5	5.25	7/26/2007	5826.31	Transducer
R-31	670.3	MP3A	1612	10	666.3	676.3	4.5	5.25	7/25/2007	5826.33	Transducer
R-31	670.3	MP3A	1612	10	666.3	676.3	4.5	5.25	7/24/2007	5826.4	Transducer
R-31	670.3	MP3A	1612	10	666.3	676.3	4.5	5.25	7/23/2007	5826.41	Transducer
R-31	670.3	MP3A	1612	10	666.3	676.3	4.5	5.25	7/22/2007	5826.36	Transducer
R-31	670.3	MP3A	1612	10	666.3	676.3	4.5	5.25	7/21/2007	5826.35	Transducer
R-31	670.3	MP3A	1612	10	666.3	676.3	4.5	5.25	7/20/2007	5826.31	Transducer
R-31	670.3	MP3A	1612	10	666.3	676.3	4.5	5.25	7/19/2007	5826.33	Transducer
R-31	670.3	MP3A	1612	10	666.3	676.3	4.5	5.25	7/18/2007	5826.35	Transducer
R-31	670.3	MP3A	1612	10	666.3	676.3	4.5	5.25	7/17/2007	5826.35	Transducer
R-31	670.3	MP3A	1612	10	666.3	676.3	4.5	5.25	7/16/2007	5826.4	Transducer
R-31	670.3	MP3A	1612	10	666.3	676.3	4.5	5.25	7/15/2007	5826.43	Transducer
R-31	670.3	MP3A	1612	10	666.3	676.3	4.5	5.25	7/14/2007	5826.43	Transducer
R-31	670.3	MP3A	1612	10	666.3	676.3	4.5	5.25	7/13/2007	5826.4	Transducer
R-31	670.3	MP3A	1612	10	666.3	676.3	4.5	5.25	7/12/2007	5826.42	Transducer
R-31	670.3	MP3A	1612	10	666.3	676.3	4.5	5.25	7/11/2007	5826.33	Transducer
R-31	670.3	MP3A	1612	10	666.3	676.3	4.5	5.25	7/10/2007	5826.29	Transducer
R-31	670.3	MP3A	1612	10	666.3	676.3	4.5	5.25	7/9/2007	5826.33	Transducer

Ancho Canyon Water Levels

Location	Port Depth (ft)	Port Common Name	Port ID	Screened Interval (ft)	Top Depth (ft)	Bottom Depth (ft)	Inner Diam (in.)	Outer Diam (in.)	Date	Water Level (ft)	Method
R-31	670.3	MP3A	1612	10	666.3	676.3	4.5	5.25	7/8/2007	5826.42	Transducer
R-31	670.3	MP3A	1612	10	666.3	676.3	4.5	5.25	7/7/2007	5826.48	Transducer
R-31	670.3	MP3A	1612	10	666.3	676.3	4.5	5.25	7/6/2007	5826.47	Transducer
R-31	670.3	MP3A	1612	10	666.3	676.3	4.5	5.25	7/5/2007	5826.4	Transducer
R-31	670.3	MP3A	1612	10	666.3	676.3	4.5	5.25	7/4/2007	5826.36	Transducer
R-31	670.3	MP3A	1612	10	666.3	676.3	4.5	5.25	7/3/2007	5826.36	Transducer
R-31	670.3	MP3A	1612	10	666.3	676.3	4.5	5.25	7/2/2007	5826.36	Transducer
R-31	670.3	MP3A	1612	10	666.3	676.3	4.5	5.25	7/1/2007	5826.36	Transducer
R-31	670.3	MP3A	1612	10	666.3	676.3	4.5	5.25	6/30/2007	5826.42	Transducer
R-31	670.3	MP3A	1612	10	666.3	676.3	4.5	5.25	6/29/2007	5826.43	Transducer
R-31	670.3	MP3A	1612	10	666.3	676.3	4.5	5.25	6/28/2007	5826.4	Transducer
R-31	670.3	MP3A	1612	10	666.3	676.3	4.5	5.25	6/27/2007	5826.33	Transducer
R-31	670.3	MP3A	1612	10	666.3	676.3	4.5	5.25	6/26/2007	5826.29	Transducer
R-31	670.3	MP3A	1612	10	666.3	676.3	4.5	5.25	6/25/2007	5826.29	Transducer
R-31	670.3	MP3A	1612	10	666.3	676.3	4.5	5.25	6/24/2007	5826.33	Transducer
R-31	670.3	MP3A	1612	10	666.3	676.3	4.5	5.25	6/23/2007	5826.36	Transducer
R-31	670.3	MP3A	1612	10	666.3	676.3	4.5	5.25	6/22/2007	5826.42	Transducer
R-31	670.3	MP3A	1612	10	666.3	676.3	4.5	5.25	6/21/2007	5826.42	Transducer
R-31	670.3	MP3A	1612	10	666.3	676.3	4.5	5.25	6/20/2007	5826.33	Transducer
R-31	670.3	MP3A	1612	10	666.3	676.3	4.5	5.25	6/19/2007	5826.22	Transducer
R-31	670.3	MP3A	1612	10	666.3	676.3	4.5	5.25	6/18/2007	5826.27	Transducer
R-31	670.3	MP3A	1612	10	666.3	676.3	4.5	5.25	6/17/2007	5826.33	Transducer
R-31	670.3	MP3A	1612	10	666.3	676.3	4.5	5.25	6/16/2007	5826.29	Transducer
R-31	670.3	MP3A	1612	10	666.3	676.3	4.5	5.25	6/15/2007	5826.31	Transducer
R-31	670.3	MP3A	1612	10	666.3	676.3	4.5	5.25	6/14/2007	5826.31	Transducer
R-31	670.3	MP3A	1612	10	666.3	676.3	4.5	5.25	6/13/2007	5826.27	Transducer
R-31	670.3	MP3A	1612	10	666.3	676.3	4.5	5.25	6/12/2007	5826.27	Transducer
R-31	670.3	MP3A	1612	10	666.3	676.3	4.5	5.25	6/11/2007	5826.33	Transducer
R-31	670.3	MP3A	1612	10	666.3	676.3	4.5	5.25	6/10/2007	5826.33	Transducer
R-31	670.3	MP3A	1612	10	666.3	676.3	4.5	5.25	6/9/2007	5826.27	Transducer
R-31	670.3	MP3A	1612	10	666.3	676.3	4.5	5.25	6/8/2007	5826.06	Transducer
R-31	670.3	MP3A	1612	10	666.3	676.3	4.5	5.25	6/7/2007	5826.08	Transducer
R-31	670.3	MP3A	1612	10	666.3	676.3	4.5	5.25	6/6/2007	5826.27	Transducer
R-31	670.3	MP3A	1612	10	666.3	676.3	4.5	5.25	6/5/2007	5826.33	Transducer
R-31	670.3	MP3A	1612	10	666.3	676.3	4.5	5.25	6/4/2007	5826.27	Transducer
R-31	670.3	MP3A	1612	10	666.3	676.3	4.5	5.25	6/3/2007	5826.24	Transducer
R-31	670.3	MP3A	1612	10	666.3	676.3	4.5	5.25	6/2/2007	5826.19	Transducer
R-31	670.3	MP3A	1612	10	666.3	676.3	4.5	5.25	6/1/2007	5826.27	Transducer
R-31	670.3	MP3A	1612	10	666.3	676.3	4.5	5.25	5/31/2007	5826.27	Transducer
R-31	670.3	MP3A	1612	10	666.3	676.3	4.5	5.25	5/30/2007	5826.24	Transducer
R-31	670.3	MP3A	1612	10	666.3	676.3	4.5	5.25	5/29/2007	5826.27	Transducer
R-31	670.3	MP3A	1612	10	666.3	676.3	4.5	5.25	5/28/2007	5826.35	Transducer
R-31	670.3	MP3A	1612	10	666.3	676.3	4.5	5.25	5/27/2007	5826.36	Transducer
R-31	670.3	MP3A	1612	10	666.3	676.3	4.5	5.25	5/26/2007	5826.33	Transducer
R-31	670.3	MP3A	1612	10	666.3	676.3	4.5	5.25	5/25/2007	5826.31	Transducer
R-31	670.3	MP3A	1612	10	666.3	676.3	4.5	5.25	5/24/2007	5826.17	Transducer
R-31	670.3	MP3A	1612	10	666.3	676.3	4.5	5.25	5/23/2007	5826.09	Transducer
R-31	670.3	MP3A	1612	10	666.3	676.3	4.5	5.25	5/21/2007	5826.46	Transducer
R-31	670.3	MP3A	1612	10	666.3	676.3	4.5	5.25	5/16/2007	5826.16	Transducer
R-31	670.3	MP3A	1612	10	666.3	676.3	4.5	5.25	5/15/2007	5826.42	Transducer
R-31	670.3	MP3A	1612	10	666.3	676.3	4.5	5.25	5/14/2007	5826.45	Transducer
R-31	670.3	MP3A	1612	10	666.3	676.3	4.5	5.25	5/13/2007	5826.47	Transducer
R-31	670.3	MP3A	1612	10	666.3	676.3	4.5	5.25	5/12/2007	5826.45	Transducer
R-31	670.3	MP3A	1612	10	666.3	676.3	4.5	5.25	5/11/2007	5826.38	Transducer
R-31	670.3	MP3A	1612	10	666.3	676.3	4.5	5.25	5/10/2007	5826.36	Transducer
R-31	670.3	MP3A	1612	10	666.3	676.3	4.5	5.25	5/9/2007	5826.38	Transducer
R-31	670.3	MP3A	1612	10	666.3	676.3	4.5	5.25	5/8/2007	5826.29	Transducer
R-31	670.3	MP3A	1612	10	666.3	676.3	4.5	5.25	5/7/2007	5826.11	Transducer
R-31	670.3	MP3A	1612	10	666.3	676.3	4.5	5.25	5/6/2007	5826.01	Transducer

Ancho Canyon Water Levels

Location	Port Depth (ft)	Port Common Name	Port ID	Screened Interval (ft)	Top Depth (ft)	Bottom Depth (ft)	Inner Diam (in.)	Outer Diam (in.)	Date	Water Level (ft)	Method
R-31	670.3	MP3A	1612	10	666.3	676.3	4.5	5.25	5/5/2007	5826.09	Transducer
R-31	670.3	MP3A	1612	10	666.3	676.3	4.5	5.25	5/4/2007	5826.2	Transducer
R-31	670.3	MP3A	1612	10	666.3	676.3	4.5	5.25	5/3/2007	5826.27	Transducer
R-31	670.3	MP3A	1612	10	666.3	676.3	4.5	5.25	5/2/2007	5826.33	Transducer
R-31	670.3	MP3A	1612	10	666.3	676.3	4.5	5.25	5/1/2007	5826.33	Transducer
R-31	670.3	MP3A	1612	10	666.3	676.3	4.5	5.25	4/30/2007	5826.45	Transducer
R-31	670.3	MP3A	1612	10	666.3	676.3	4.5	5.25	4/29/2007	5826.42	Transducer
R-31	670.3	MP3A	1612	10	666.3	676.3	4.5	5.25	4/28/2007	5826.31	Transducer
R-31	670.3	MP3A	1612	10	666.3	676.3	4.5	5.25	4/27/2007	5826.24	Transducer
R-31	670.3	MP3A	1612	10	666.3	676.3	4.5	5.25	4/26/2007	5826.24	Transducer
R-31	670.3	MP3A	1612	10	666.3	676.3	4.5	5.25	4/25/2007	5826.15	Transducer
R-31	670.3	MP3A	1612	10	666.3	676.3	4.5	5.25	4/24/2007	5826.15	Transducer
R-31	670.3	MP3A	1612	10	666.3	676.3	4.5	5.25	4/23/2007	5826.17	Transducer
R-31	670.3	MP3A	1612	10	666.3	676.3	4.5	5.25	4/22/2007	5826.11	Transducer
R-31	670.3	MP3A	1612	10	666.3	676.3	4.5	5.25	4/21/2007	5826.19	Transducer
R-31	670.3	MP3A	1612	10	666.3	676.3	4.5	5.25	4/20/2007	5826.13	Transducer
R-31	670.3	MP3A	1612	10	666.3	676.3	4.5	5.25	4/19/2007	5826.19	Transducer
R-31	670.3	MP3A	1612	10	666.3	676.3	4.5	5.25	4/18/2007	5826.22	Transducer
R-31	670.3	MP3A	1612	10	666.3	676.3	4.5	5.25	4/17/2007	5826.2	Transducer
R-31	670.3	MP3A	1612	10	666.3	676.3	4.5	5.25	4/16/2007	5826.26	Transducer
R-31	670.3	MP3A	1612	10	666.3	676.3	4.5	5.25	4/15/2007	5826.29	Transducer
R-31	670.3	MP3A	1612	10	666.3	676.3	4.5	5.25	4/14/2007	5826.08	Transducer
R-31	670.3	MP3A	1612	10	666.3	676.3	4.5	5.25	4/13/2007	5826.08	Transducer
R-31	670.3	MP3A	1612	10	666.3	676.3	4.5	5.25	4/12/2007	5826.11	Transducer
R-31	670.3	MP3A	1612	10	666.3	676.3	4.5	5.25	4/11/2007	5826.06	Transducer
R-31	670.3	MP3A	1612	10	666.3	676.3	4.5	5.25	4/10/2007	5826.13	Transducer
R-31	670.3	MP3A	1612	10	666.3	676.3	4.5	5.25	4/9/2007	5826.19	Transducer
R-31	670.3	MP3A	1612	10	666.3	676.3	4.5	5.25	4/8/2007	5826.31	Transducer
R-31	670.3	MP3A	1612	10	666.3	676.3	4.5	5.25	4/7/2007	5826.36	Transducer
R-31	670.3	MP3A	1612	10	666.3	676.3	4.5	5.25	4/6/2007	5826.36	Transducer
R-31	670.3	MP3A	1612	10	666.3	676.3	4.5	5.25	4/5/2007	5826.4	Transducer
R-31	670.3	MP3A	1612	10	666.3	676.3	4.5	5.25	4/4/2007	5826.31	Transducer
R-31	670.3	MP3A	1612	10	666.3	676.3	4.5	5.25	4/3/2007	5826.25	Transducer
R-31	670.3	MP3A	1612	10	666.3	676.3	4.5	5.25	4/2/2007	5826.24	Transducer
R-31	670.3	MP3A	1612	10	666.3	676.3	4.5	5.25	4/1/2007	5826.24	Transducer
R-31	670.3	MP3A	1612	10	666.3	676.3	4.5	5.25	3/31/2007	5826.27	Transducer
R-31	670.3	MP3A	1612	10	666.3	676.3	4.5	5.25	3/30/2007	5826.2	Transducer
R-31	670.3	MP3A	1612	10	666.3	676.3	4.5	5.25	3/29/2007	5826.11	Transducer
R-31	670.3	MP3A	1612	10	666.3	676.3	4.5	5.25	3/28/2007	5826.24	Transducer
R-31	670.3	MP3A	1612	10	666.3	676.3	4.5	5.25	3/27/2007	5826.33	Transducer
R-31	670.3	MP3A	1612	10	666.3	676.3	4.5	5.25	3/26/2007	5826.35	Transducer
R-31	670.3	MP3A	1612	10	666.3	676.3	4.5	5.25	3/25/2007	5826.25	Transducer
R-31	670.3	MP3A	1612	10	666.3	676.3	4.5	5.25	3/24/2007	5826.27	Transducer
R-31	670.3	MP3A	1612	10	666.3	676.3	4.5	5.25	3/23/2007	5826.33	Transducer
R-31	670.3	MP3A	1612	10	666.3	676.3	4.5	5.25	3/22/2007	5826.31	Transducer
R-31	670.3	MP3A	1612	10	666.3	676.3	4.5	5.25	3/21/2007	5826.35	Transducer
R-31	670.3	MP3A	1612	10	666.3	676.3	4.5	5.25	3/20/2007	5826.33	Transducer
R-31	670.3	MP3A	1612	10	666.3	676.3	4.5	5.25	3/19/2007	5826.34	Transducer
R-31	670.3	MP3A	1612	10	666.3	676.3	4.5	5.25	3/18/2007	5826.45	Transducer
R-31	670.3	MP3A	1612	10	666.3	676.3	4.5	5.25	3/17/2007	5826.47	Transducer
R-31	670.3	MP3A	1612	10	666.3	676.3	4.5	5.25	3/16/2007	5826.35	Transducer
R-31	670.3	MP3A	1612	10	666.3	676.3	4.5	5.25	3/15/2007	5826.35	Transducer
R-31	670.3	MP3A	1612	10	666.3	676.3	4.5	5.25	3/14/2007	5826.36	Transducer
R-31	670.3	MP3A	1612	10	666.3	676.3	4.5	5.25	3/13/2007	5826.45	Transducer
R-31	670.3	MP3A	1612	10	666.3	676.3	4.5	5.25	3/12/2007	5826.43	Transducer
R-31	670.3	MP3A	1612	10	666.3	676.3	4.5	5.25	3/11/2007	5826.35	Transducer
R-31	670.3	MP3A	1612	10	666.3	676.3	4.5	5.25	3/10/2007	5826.41	Transducer
R-31	670.3	MP3A	1612	10	666.3	676.3	4.5	5.25	3/9/2007	5826.38	Transducer
R-31	670.3	MP3A	1612	10	666.3	676.3	4.5	5.25	3/8/2007	5826.45	Transducer

Ancho Canyon Water Levels

Location	Port Depth (ft)	Port Common Name	Port ID	Screened Interval (ft)	Top Depth (ft)	Bottom Depth (ft)	Inner Diam (in.)	Outer Diam (in.)	Date	Water Level (ft)	Method
R-31	670.3	MP3A	1612	10	666.3	676.3	4.5	5.25	3/7/2007	5826.49	Transducer
R-31	670.3	MP3A	1612	10	666.3	676.3	4.5	5.25	3/6/2007	5826.54	Transducer
R-31	670.3	MP3A	1612	10	666.3	676.3	4.5	5.25	3/5/2007	5826.54	Transducer
R-31	670.3	MP3A	1612	10	666.3	676.3	4.5	5.25	3/4/2007	5826.33	Transducer
R-31	670.3	MP3A	1612	10	666.3	676.3	4.5	5.25	3/3/2007	5826.1	Transducer
R-31	670.3	MP3A	1612	10	666.3	676.3	4.5	5.25	3/2/2007	5826.03	Transducer
R-31	670.3	MP3A	1612	10	666.3	676.3	4.5	5.25	3/1/2007	5825.97	Transducer
R-31	670.3	MP3A	1612	10	666.3	676.3	4.5	5.25	2/28/2007	5826.1	Transducer
R-31	670.3	MP3A	1612	10	666.3	676.3	4.5	5.25	2/27/2007	5826.11	Transducer
R-31	670.3	MP3A	1612	10	666.3	676.3	4.5	5.25	2/26/2007	5826.13	Transducer
R-31	670.3	MP3A	1612	10	666.3	676.3	4.5	5.25	2/25/2007	5826.1	Transducer
R-31	670.3	MP3A	1612	10	666.3	676.3	4.5	5.25	2/24/2007	5826.17	Transducer
R-31	670.3	MP3A	1612	10	666.3	676.3	4.5	5.25	2/23/2007	5826.36	Transducer
R-31	670.3	MP3A	1612	10	666.3	676.3	4.5	5.25	2/22/2007	5826.34	Transducer
R-31	670.3	MP3A	1612	10	666.3	676.3	4.5	5.25	2/21/2007	5826.22	Transducer
R-31	670.3	MP3A	1612	10	666.3	676.3	4.5	5.25	2/20/2007	5826.26	Transducer
R-31	670.3	MP3A	1612	10	666.3	676.3	4.5	5.25	2/19/2007	5826.45	Transducer
R-31	670.3	MP3A	1612	10	666.3	676.3	4.5	5.25	2/18/2007	5826.47	Transducer
R-31	670.3	MP3A	1612	10	666.3	676.3	4.5	5.25	2/17/2007	5826.36	Transducer
R-31	670.3	MP3A	1612	10	666.3	676.3	4.5	5.25	2/16/2007	5826.29	Transducer
R-31	670.3	MP3A	1612	10	666.3	676.3	4.5	5.25	2/15/2007	5826.2	Transducer
R-31	670.3	MP3A	1612	10	666.3	676.3	4.5	5.25	2/14/2007	5826.24	Transducer
R-31	670.3	MP3A	1612	10	666.3	676.3	4.5	5.25	2/13/2007	5826.22	Transducer
R-31	670.3	MP3A	1612	10	666.3	676.3	4.5	5.25	2/12/2007	5826.33	Transducer
R-31	670.3	MP3A	1612	10	666.3	676.3	4.5	5.25	2/11/2007	5826.41	Transducer
R-31	670.3	MP3A	1612	10	666.3	676.3	4.5	5.25	2/10/2007	5826.43	Transducer
R-31	670.3	MP3A	1612	10	666.3	676.3	4.5	5.25	2/9/2007	5826.43	Transducer
R-31	670.3	MP3A	1612	10	666.3	676.3	4.5	5.25	2/8/2007	5826.48	Transducer
R-31	670.3	MP3A	1612	10	666.3	676.3	4.5	5.25	2/7/2007	5826.54	Transducer
R-31	670.3	MP3A	1612	10	666.3	676.3	4.5	5.25	2/6/2007	5826.56	Transducer
R-31	670.3	MP3A	1612	10	666.3	676.3	4.5	5.25	2/5/2007	5826.48	Transducer
R-31	670.3	MP3A	1612	10	666.3	676.3	4.5	5.25	2/4/2007	5826.33	Transducer
R-31	670.3	MP3A	1612	10	666.3	676.3	4.5	5.25	2/3/2007	5826.15	Transducer
R-31	670.3	MP3A	1612	10	666.3	676.3	4.5	5.25	2/2/2007	5826.02	Transducer
R-31	670.3	MP3A	1612	10	666.3	676.3	4.5	5.25	2/1/2007	5826.15	Transducer
R-31	670.3	MP3A	1612	10	666.3	676.3	4.5	5.25	1/31/2007	5826.35	Transducer
R-31	670.3	MP3A	1612	10	666.3	676.3	4.5	5.25	1/30/2007	5826.36	Transducer
R-31	670.3	MP3A	1612	10	666.3	676.3	4.5	5.25	1/29/2007	5826.38	Transducer
R-31	670.3	MP3A	1612	10	666.3	676.3	4.5	5.25	1/28/2007	5826.33	Transducer
R-31	670.3	MP3A	1612	10	666.3	676.3	4.5	5.25	1/27/2007	5826.38	Transducer
R-31	670.3	MP3A	1612	10	666.3	676.3	4.5	5.25	1/26/2007	5826.54	Transducer
R-31	670.3	MP3A	1612	10	666.3	676.3	4.5	5.25	1/25/2007	5826.51	Transducer
R-31	670.3	MP3A	1612	10	666.3	676.3	4.5	5.25	1/24/2007	5826.42	Transducer
R-31	670.3	MP3A	1612	10	666.3	676.3	4.5	5.25	1/23/2007	5826.33	Transducer
R-31	670.3	MP3A	1612	10	666.3	676.3	4.5	5.25	1/22/2007	5826.19	Transducer
R-31	670.3	MP3A	1612	10	666.3	676.3	4.5	5.25	1/21/2007	5826.27	Transducer
R-31	670.3	MP3A	1612	10	666.3	676.3	4.5	5.25	1/20/2007	5826.47	Transducer
R-31	670.3	MP3A	1612	10	666.3	676.3	4.5	5.25	1/19/2007	5826.49	Transducer
R-31	670.3	MP3A	1612	10	666.3	676.3	4.5	5.25	1/18/2007	5826.45	Transducer
R-31	670.3	MP3A	1612	10	666.3	676.3	4.5	5.25	1/17/2007	5826.51	Transducer
R-31	670.3	MP3A	1612	10	666.3	676.3	4.5	5.25	1/16/2007	5826.36	Transducer
R-31	670.3	MP3A	1612	10	666.3	676.3	4.5	5.25	1/15/2007	5826.15	Transducer
R-31	670.3	MP3A	1612	10	666.3	676.3	4.5	5.25	1/14/2007	5826.19	Transducer
R-31	670.3	MP3A	1612	10	666.3	676.3	4.5	5.25	1/13/2007	5826.2	Transducer
R-31	670.3	MP3A	1612	10	666.3	676.3	4.5	5.25	1/12/2007	5826.29	Transducer
R-31	670.3	MP3A	1612	10	666.3	676.3	4.5	5.25	1/11/2007	5826.48	Transducer
R-31	670.3	MP3A	1612	10	666.3	676.3	4.5	5.25	1/10/2007	5826.65	Transducer
R-31	670.3	MP3A	1612	10	666.3	676.3	4.5	5.25	1/9/2007	5826.58	Transducer
R-31	670.3	MP3A	1612	10	666.3	676.3	4.5	5.25	1/8/2007	5826.47	Transducer

Ancho Canyon Water Levels

Location	Port Depth (ft)	Port Common Name	Port ID	Screened Interval (ft)	Top Depth (ft)	Bottom Depth (ft)	Inner Diam (in.)	Outer Diam (in.)	Date	Water Level (ft)	Method
R-31	670.3	MP3A	1612	10	666.3	676.3	4.5	5.25	1/7/2007	5826.31	Transducer
R-31	670.3	MP3A	1612	10	666.3	676.3	4.5	5.25	1/6/2007	5826.15	Transducer
R-31	670.3	MP3A	1612	10	666.3	676.3	4.5	5.25	1/5/2007	5826.27	Transducer
R-31	670.3	MP3A	1612	10	666.3	676.3	4.5	5.25	1/4/2007	5826.36	Transducer
R-31	670.3	MP3A	1612	10	666.3	676.3	4.5	5.25	1/3/2007	5826.43	Transducer
R-31	670.3	MP3A	1612	10	666.3	676.3	4.5	5.25	1/2/2007	5826.4	Transducer
R-31	670.3	MP3A	1612	10	666.3	676.3	4.5	5.25	1/1/2007	5826.35	Transducer
R-31	670.3	MP3A	1612	10	666.3	676.3	4.5	5.25	12/31/2006	5826.2	Transducer
R-31	670.3	MP3A	1612	10	666.3	676.3	4.5	5.25	12/30/2006	5826.17	Transducer
R-31	670.3	MP3A	1612	10	666.3	676.3	4.5	5.25	12/29/2006	5826.08	Transducer
R-31	670.3	MP3A	1612	10	666.3	676.3	4.5	5.25	12/28/2006	5826.31	Transducer
R-31	670.3	MP3A	1612	10	666.3	676.3	4.5	5.25	12/27/2006	5826.49	Transducer
R-31	670.3	MP3A	1612	10	666.3	676.3	4.5	5.25	12/26/2006	5826.52	Transducer
R-31	670.3	MP3A	1612	10	666.3	676.3	4.5	5.25	12/25/2006	5826.43	Transducer
R-31	670.3	MP3A	1612	10	666.3	676.3	4.5	5.25	12/24/2006	5826.4	Transducer
R-31	670.3	MP3A	1612	10	666.3	676.3	4.5	5.25	12/23/2006	5826.27	Transducer
R-31	670.3	MP3A	1612	10	666.3	676.3	4.5	5.25	12/22/2006	5826.22	Transducer
R-31	670.3	MP3A	1612	10	666.3	676.3	4.5	5.25	12/21/2006	5826.17	Transducer
R-31	670.3	MP3A	1612	10	666.3	676.3	4.5	5.25	12/20/2006	5826.33	Transducer
R-31	670.3	MP3A	1612	10	666.3	676.3	4.5	5.25	12/19/2006	5826.35	Transducer
R-31	670.3	MP3A	1612	10	666.3	676.3	4.5	5.25	12/18/2006	5826.24	Transducer
R-31	670.3	MP3A	1612	10	666.3	676.3	4.5	5.25	12/17/2006	5826.27	Transducer
R-31	670.3	MP3A	1612	10	666.3	676.3	4.5	5.25	12/16/2006	5826.38	Transducer
R-31	670.3	MP3A	1612	10	666.3	676.3	4.5	5.25	12/15/2006	5826.47	Transducer
R-31	670.3	MP3A	1612	10	666.3	676.3	4.5	5.25	12/14/2006	5826.51	Transducer
R-31	670.3	MP3A	1612	10	666.3	676.3	4.5	5.25	12/13/2006	5826.49	Transducer
R-31	670.3	MP3A	1612	10	666.3	676.3	4.5	5.25	12/12/2006	5826.36	Transducer
R-31	670.3	MP3A	1612	10	666.3	676.3	4.5	5.25	12/11/2006	5826.38	Transducer
R-31	670.3	MP3A	1612	10	666.3	676.3	4.5	5.25	12/10/2006	5826.51	Transducer
R-31	670.3	MP3A	1612	10	666.3	676.3	4.5	5.25	12/9/2006	5826.63	Transducer
R-31	670.3	MP3A	1612	10	666.3	676.3	4.5	5.25	12/8/2006	5826.6	Transducer
R-31	670.3	MP3A	1612	10	666.3	676.3	4.5	5.25	12/4/2006	5826.81	Transducer
R-31	670.3	MP3A	1612	10	666.3	676.3	4.5	5.25	11/30/2006	5826.41	Transducer
R-31	670.3	MP3A	1612	10	666.3	676.3	4.5	5.25	11/27/2006	5826.33	Transducer
R-31	670.3	MP3A	1612	10	666.3	676.3	4.5	5.25	11/26/2006	5826.36	Transducer
R-31	670.3	MP3A	1612	10	666.3	676.3	4.5	5.25	11/25/2006	5826.43	Transducer
R-31	670.3	MP3A	1612	10	666.3	676.3	4.5	5.25	11/24/2006	5826.51	Transducer
R-31	670.3	MP3A	1612	10	666.3	676.3	4.5	5.25	11/23/2006	5826.58	Transducer
R-31	670.3	MP3A	1612	10	666.3	676.3	4.5	5.25	11/22/2006	5826.63	Transducer
R-31	670.3	MP3A	1612	10	666.3	676.3	4.5	5.25	11/21/2006	5826.67	Transducer
R-31	670.3	MP3A	1612	10	666.3	676.3	4.5	5.25	11/20/2006	5826.61	Transducer
R-31	670.3	MP3A	1612	10	666.3	676.3	4.5	5.25	11/19/2006	5826.43	Transducer
R-31	670.3	MP3A	1612	10	666.3	676.3	4.5	5.25	11/18/2006	5826.4	Transducer
R-31	670.3	MP3A	1612	10	666.3	676.3	4.5	5.25	11/17/2006	5826.38	Transducer
R-31	670.3	MP3A	1612	10	666.3	676.3	4.5	5.25	11/16/2006	5826.36	Transducer
R-31	670.3	MP3A	1612	10	666.3	676.3	4.5	5.25	11/15/2006	5826.24	Transducer
R-31	670.3	MP3A	1612	10	666.3	676.3	4.5	5.25	11/14/2006	5826.36	Transducer
R-31	670.3	MP3A	1612	10	666.3	676.3	4.5	5.25	11/13/2006	5826.33	Transducer
R-31	670.3	MP3A	1612	10	666.3	676.3	4.5	5.25	11/12/2006	5826.47	Transducer
R-31	670.3	MP3A	1612	10	666.3	676.3	4.5	5.25	11/11/2006	5826.36	Transducer
R-31	670.3	MP3A	1612	10	666.3	676.3	4.5	5.25	11/10/2006	5826.29	Transducer
R-31	670.3	MP3A	1612	10	666.3	676.3	4.5	5.25	11/9/2006	5826.36	Transducer
R-31	670.3	MP3A	1612	10	666.3	676.3	4.5	5.25	11/8/2006	5826.49	Transducer
R-31	670.3	MP3A	1612	10	666.3	676.3	4.5	5.25	11/7/2006	5826.51	Transducer
R-31	670.3	MP3A	1612	10	666.3	676.3	4.5	5.25	11/6/2006	5826.45	Transducer
R-31	670.3	MP3A	1612	10	666.3	676.3	4.5	5.25	11/5/2006	5826.43	Transducer
R-31	670.3	MP3A	1612	10	666.3	676.3	4.5	5.25	11/4/2006	5826.48	Transducer
R-31	670.3	MP3A	1612	10	666.3	676.3	4.5	5.25	11/3/2006	5826.49	Transducer
R-31	670.3	MP3A	1612	10	666.3	676.3	4.5	5.25	11/2/2006	5826.4	Transducer

Ancho Canyon Water Levels

Location	Port Depth (ft)	Port Common Name	Port ID	Screened Interval (ft)	Top Depth (ft)	Bottom Depth (ft)	Inner Diam (in.)	Outer Diam (in.)	Date	Water Level (ft)	Method
R-31	670.3	MP3A	1612	10	666.3	676.3	4.5	5.25	11/1/2006	5826.33	Transducer
R-31	670.3	MP3A	1612	10	666.3	676.3	4.5	5.25	10/31/2006	5826.33	Transducer
R-31	670.3	MP3A	1612	10	666.3	676.3	4.5	5.25	10/30/2006	5826.47	Transducer
R-31	670.3	MP3A	1612	10	666.3	676.3	4.5	5.25	10/29/2006	5826.59	Transducer
R-31	670.3	MP3A	1612	10	666.3	676.3	4.5	5.25	10/28/2006	5826.54	Transducer
R-31	670.3	MP3A	1612	10	666.3	676.3	4.5	5.25	10/27/2006	5826.35	Transducer
R-31	670.3	MP3A	1612	10	666.3	676.3	4.5	5.25	10/26/2006	5826.33	Transducer
R-31	670.3	MP3A	1612	10	666.3	676.3	4.5	5.25	10/25/2006	5826.43	Transducer
R-31	670.3	MP3A	1612	10	666.3	676.3	4.5	5.25	10/24/2006	5826.52	Transducer
R-31	670.3	MP3A	1612	10	666.3	676.3	4.5	5.25	10/23/2006	5826.45	Transducer
R-31	670.3	MP3A	1612	10	666.3	676.3	4.5	5.25	10/22/2006	5826.33	Transducer
R-31	670.3	MP3A	1612	10	666.3	676.3	4.5	5.25	10/21/2006	5826.33	Transducer
R-31	670.3	MP3A	1612	10	666.3	676.3	4.5	5.25	10/20/2006	5826.36	Transducer
R-31	670.3	MP3A	1612	10	666.3	676.3	4.5	5.25	10/19/2006	5826.24	Transducer
R-31	670.3	MP3A	1612	10	666.3	676.3	4.5	5.25	10/18/2006	5826.15	Transducer
R-31	670.3	MP3A	1612	10	666.3	676.3	4.5	5.25	10/17/2006	5826.13	Transducer
R-31	670.3	MP3A	1612	10	666.3	676.3	4.5	5.25	10/16/2006	5826.24	Transducer
R-31	670.3	MP3A	1612	10	666.3	676.3	4.5	5.25	10/15/2006	5826.34	Transducer
R-31	670.3	MP3A	1612	10	666.3	676.3	4.5	5.25	10/14/2006	5826.36	Transducer
R-31	670.3	MP3A	1612	10	666.3	676.3	4.5	5.25	10/13/2006	5826.38	Transducer
R-31	670.3	MP3A	1612	10	666.3	676.3	4.5	5.25	10/12/2006	5826.42	Transducer
R-31	670.3	MP3A	1612	10	666.3	676.3	4.5	5.25	10/11/2006	5826.43	Transducer
R-31	670.3	MP3A	1612	10	666.3	676.3	4.5	5.25	10/10/2006	5826.48	Transducer
R-31	670.3	MP3A	1612	10	666.3	676.3	4.5	5.25	10/9/2006	5826.52	Transducer
R-31	670.3	MP3A	1612	10	666.3	676.3	4.5	5.25	10/8/2006	5826.51	Transducer
R-31	670.3	MP3A	1612	10	666.3	676.3	4.5	5.25	10/7/2006	5826.57	Transducer
R-31	670.3	MP3A	1612	10	666.3	676.3	4.5	5.25	10/6/2006	5826.63	Transducer
R-31	670.3	MP3A	1612	10	666.3	676.3	4.5	5.25	10/5/2006	5826.61	Transducer
R-31	670.3	MP3A	1612	10	666.3	676.3	4.5	5.25	10/4/2006	5826.52	Transducer
R-31	670.3	MP3A	1612	10	666.3	676.3	4.5	5.25	10/3/2006	5826.52	Transducer
R-31	670.3	MP3A	1612	10	666.3	676.3	4.5	5.25	10/2/2006	5826.48	Transducer
R-31	670.3	MP3A	1612	10	666.3	676.3	4.5	5.25	10/1/2006	5826.48	Transducer
R-31	670.3	MP3A	1612	10	666.3	676.3	4.5	5.25	9/30/2006	5826.52	Transducer
R-31	670.3	MP3A	1612	10	666.3	676.3	4.5	5.25	9/29/2006	5826.59	Transducer
R-31	670.3	MP3A	1612	10	666.3	676.3	4.5	5.25	9/28/2006	5826.56	Transducer
R-31	670.3	MP3A	1612	10	666.3	676.3	4.5	5.25	9/27/2006	5826.58	Transducer
R-31	670.3	MP3A	1612	10	666.3	676.3	4.5	5.25	9/26/2006	5826.58	Transducer
R-31	670.3	MP3A	1612	10	666.3	676.3	4.5	5.25	9/25/2006	5826.52	Transducer
R-31	830.9	MP4A	1662	10	826.6	836.6	4.5	5.25	11/5/2007	5830.02	Transducer
R-31	830.9	MP4A	1662	10	826.6	836.6	4.5	5.25	11/2/2007	5829.98	Transducer
R-31	830.9	MP4A	1662	10	826.6	836.6	4.5	5.25	7/25/2007	5829.64	Transducer
R-31	830.9	MP4A	1662	10	826.6	836.6	4.5	5.25	7/24/2007	5829.64	Transducer
R-31	830.9	MP4A	1662	10	826.6	836.6	4.5	5.25	7/23/2007	5829.67	Transducer
R-31	830.9	MP4A	1662	10	826.6	836.6	4.5	5.25	7/22/2007	5829.67	Transducer
R-31	830.9	MP4A	1662	10	826.6	836.6	4.5	5.25	7/21/2007	5829.67	Transducer
R-31	830.9	MP4A	1662	10	826.6	836.6	4.5	5.25	7/20/2007	5829.68	Transducer
R-31	830.9	MP4A	1662	10	826.6	836.6	4.5	5.25	7/19/2007	5829.67	Transducer
R-31	830.9	MP4A	1662	10	826.6	836.6	4.5	5.25	7/18/2007	5829.68	Transducer
R-31	830.9	MP4A	1662	10	826.6	836.6	4.5	5.25	7/17/2007	5829.7	Transducer
R-31	830.9	MP4A	1662	10	826.6	836.6	4.5	5.25	7/16/2007	5829.68	Transducer
R-31	830.9	MP4A	1662	10	826.6	836.6	4.5	5.25	7/15/2007	5829.71	Transducer
R-31	830.9	MP4A	1662	10	826.6	836.6	4.5	5.25	7/14/2007	5829.72	Transducer
R-31	830.9	MP4A	1662	10	826.6	836.6	4.5	5.25	7/13/2007	5829.72	Transducer
R-31	830.9	MP4A	1662	10	826.6	836.6	4.5	5.25	7/12/2007	5829.76	Transducer
R-31	830.9	MP4A	1662	10	826.6	836.6	4.5	5.25	7/11/2007	5829.76	Transducer
R-31	830.9	MP4A	1662	10	826.6	836.6	4.5	5.25	7/10/2007	5829.71	Transducer
R-31	830.9	MP4A	1662	10	826.6	836.6	4.5	5.25	7/9/2007	5829.69	Transducer
R-31	830.9	MP4A	1662	10	826.6	836.6	4.5	5.25	7/8/2007	5829.71	Transducer
R-31	830.9	MP4A	1662	10	826.6	836.6	4.5	5.25	7/7/2007	5829.75	Transducer

Ancho Canyon Water Levels

Location	Port Depth (ft)	Port Common Name	Port ID	Screened Interval (ft)	Top Depth (ft)	Bottom Depth (ft)	Inner Diam (in.)	Outer Diam (in.)	Date	Water Level (ft)	Method
R-31	830.9	MP4A	1662	10	826.6	836.6	4.5	5.25	7/6/2007	5829.79	Transducer
R-31	830.9	MP4A	1662	10	826.6	836.6	4.5	5.25	7/5/2007	5829.76	Transducer
R-31	830.9	MP4A	1662	10	826.6	836.6	4.5	5.25	7/4/2007	5829.72	Transducer
R-31	830.9	MP4A	1662	10	826.6	836.6	4.5	5.25	7/3/2007	5829.74	Transducer
R-31	830.9	MP4A	1662	10	826.6	836.6	4.5	5.25	7/2/2007	5829.74	Transducer
R-31	830.9	MP4A	1662	10	826.6	836.6	4.5	5.25	7/1/2007	5829.72	Transducer
R-31	830.9	MP4A	1662	10	826.6	836.6	4.5	5.25	6/30/2007	5829.73	Transducer
R-31	830.9	MP4A	1662	10	826.6	836.6	4.5	5.25	6/29/2007	5829.74	Transducer
R-31	830.9	MP4A	1662	10	826.6	836.6	4.5	5.25	6/28/2007	5829.76	Transducer
R-31	830.9	MP4A	1662	10	826.6	836.6	4.5	5.25	6/27/2007	5829.74	Transducer
R-31	830.9	MP4A	1662	10	826.6	836.6	4.5	5.25	6/26/2007	5829.71	Transducer
R-31	830.9	MP4A	1662	10	826.6	836.6	4.5	5.25	6/25/2007	5829.7	Transducer
R-31	830.9	MP4A	1662	10	826.6	836.6	4.5	5.25	6/24/2007	5829.71	Transducer
R-31	830.9	MP4A	1662	10	826.6	836.6	4.5	5.25	6/23/2007	5829.71	Transducer
R-31	830.9	MP4A	1662	10	826.6	836.6	4.5	5.25	6/22/2007	5829.71	Transducer
R-31	830.9	MP4A	1662	10	826.6	836.6	4.5	5.25	6/21/2007	5829.74	Transducer
R-31	830.9	MP4A	1662	10	826.6	836.6	4.5	5.25	6/20/2007	5829.74	Transducer
R-31	830.9	MP4A	1662	10	826.6	836.6	4.5	5.25	6/19/2007	5829.71	Transducer
R-31	830.9	MP4A	1662	10	826.6	836.6	4.5	5.25	6/18/2007	5829.66	Transducer
R-31	830.9	MP4A	1662	10	826.6	836.6	4.5	5.25	6/17/2007	5829.73	Transducer
R-31	830.9	MP4A	1662	10	826.6	836.6	4.5	5.25	6/16/2007	5829.71	Transducer
R-31	830.9	MP4A	1662	10	826.6	836.6	4.5	5.25	6/15/2007	5829.68	Transducer
R-31	830.9	MP4A	1662	10	826.6	836.6	4.5	5.25	6/14/2007	5829.73	Transducer
R-31	830.9	MP4A	1662	10	826.6	836.6	4.5	5.25	6/13/2007	5829.71	Transducer
R-31	830.9	MP4A	1662	10	826.6	836.6	4.5	5.25	6/12/2007	5829.7	Transducer
R-31	830.9	MP4A	1662	10	826.6	836.6	4.5	5.25	6/11/2007	5829.7	Transducer
R-31	830.9	MP4A	1662	10	826.6	836.6	4.5	5.25	6/10/2007	5829.71	Transducer
R-31	830.9	MP4A	1662	10	826.6	836.6	4.5	5.25	6/9/2007	5829.72	Transducer
R-31	830.9	MP4A	1662	10	826.6	836.6	4.5	5.25	6/8/2007	5829.74	Transducer
R-31	830.9	MP4A	1662	10	826.6	836.6	4.5	5.25	6/7/2007	5829.68	Transducer
R-31	830.9	MP4A	1662	10	826.6	836.6	4.5	5.25	6/6/2007	5829.66	Transducer
R-31	830.9	MP4A	1662	10	826.6	836.6	4.5	5.25	6/5/2007	5829.76	Transducer
R-31	830.9	MP4A	1662	10	826.6	836.6	4.5	5.25	6/4/2007	5829.76	Transducer
R-31	830.9	MP4A	1662	10	826.6	836.6	4.5	5.25	6/3/2007	5829.73	Transducer
R-31	830.9	MP4A	1662	10	826.6	836.6	4.5	5.25	6/2/2007	5829.74	Transducer
R-31	830.9	MP4A	1662	10	826.6	836.6	4.5	5.25	6/1/2007	5829.7	Transducer
R-31	830.9	MP4A	1662	10	826.6	836.6	4.5	5.25	5/31/2007	5829.76	Transducer
R-31	830.9	MP4A	1662	10	826.6	836.6	4.5	5.25	5/30/2007	5829.75	Transducer
R-31	830.9	MP4A	1662	10	826.6	836.6	4.5	5.25	5/29/2007	5829.73	Transducer
R-31	830.9	MP4A	1662	10	826.6	836.6	4.5	5.25	5/28/2007	5829.78	Transducer
R-31	830.9	MP4A	1662	10	826.6	836.6	4.5	5.25	5/27/2007	5829.79	Transducer
R-31	830.9	MP4A	1662	10	826.6	836.6	4.5	5.25	5/26/2007	5829.81	Transducer
R-31	830.9	MP4A	1662	10	826.6	836.6	4.5	5.25	5/25/2007	5829.82	Transducer
R-31	830.9	MP4A	1662	10	826.6	836.6	4.5	5.25	5/24/2007	5829.79	Transducer
R-31	830.9	MP4A	1662	10	826.6	836.6	4.5	5.25	5/23/2007	5829.65	Transducer
R-31	830.9	MP4A	1662	10	826.6	836.6	4.5	5.25	5/22/2007	5829.98	Transducer
R-31	830.9	MP4A	1662	10	826.6	836.6	4.5	5.25	5/15/2007	5829.78	Transducer
R-31	830.9	MP4A	1662	10	826.6	836.6	4.5	5.25	5/14/2007	5829.76	Transducer
R-31	830.9	MP4A	1662	10	826.6	836.6	4.5	5.25	5/13/2007	5829.82	Transducer
R-31	830.9	MP4A	1662	10	826.6	836.6	4.5	5.25	5/12/2007	5829.79	Transducer
R-31	830.9	MP4A	1662	10	826.6	836.6	4.5	5.25	5/11/2007	5829.78	Transducer
R-31	830.9	MP4A	1662	10	826.6	836.6	4.5	5.25	5/10/2007	5829.74	Transducer
R-31	830.9	MP4A	1662	10	826.6	836.6	4.5	5.25	5/9/2007	5829.72	Transducer
R-31	830.9	MP4A	1662	10	826.6	836.6	4.5	5.25	5/8/2007	5829.73	Transducer
R-31	830.9	MP4A	1662	10	826.6	836.6	4.5	5.25	5/7/2007	5829.72	Transducer
R-31	830.9	MP4A	1662	10	826.6	836.6	4.5	5.25	5/6/2007	5829.64	Transducer
R-31	830.9	MP4A	1662	10	826.6	836.6	4.5	5.25	5/5/2007	5829.58	Transducer
R-31	830.9	MP4A	1662	10	826.6	836.6	4.5	5.25	5/4/2007	5829.66	Transducer
R-31	830.9	MP4A	1662	10	826.6	836.6	4.5	5.25	5/3/2007	5829.69	Transducer

Ancho Canyon Water Levels

Location	Port Depth (ft)	Port Common Name	Port ID	Screened Interval (ft)	Top Depth (ft)	Bottom Depth (ft)	Inner Diam (in.)	Outer Diam (in.)	Date	Water Level (ft)	Method
R-31	830.9	MP4A	1662	10	826.6	836.6	4.5	5.25	5/2/2007	5829.74	Transducer
R-31	830.9	MP4A	1662	10	826.6	836.6	4.5	5.25	5/1/2007	5829.74	Transducer
R-31	830.9	MP4A	1662	10	826.6	836.6	4.5	5.25	4/30/2007	5829.73	Transducer
R-31	830.9	MP4A	1662	10	826.6	836.6	4.5	5.25	4/29/2007	5829.76	Transducer
R-31	830.9	MP4A	1662	10	826.6	836.6	4.5	5.25	4/28/2007	5829.78	Transducer
R-31	830.9	MP4A	1662	10	826.6	836.6	4.5	5.25	4/27/2007	5829.68	Transducer
R-31	830.9	MP4A	1662	10	826.6	836.6	4.5	5.25	4/26/2007	5829.68	Transducer
R-31	830.9	MP4A	1662	10	826.6	836.6	4.5	5.25	4/25/2007	5829.7	Transducer
R-31	830.9	MP4A	1662	10	826.6	836.6	4.5	5.25	4/24/2007	5829.66	Transducer
R-31	830.9	MP4A	1662	10	826.6	836.6	4.5	5.25	4/23/2007	5829.66	Transducer
R-31	830.9	MP4A	1662	10	826.6	836.6	4.5	5.25	4/22/2007	5829.7	Transducer
R-31	830.9	MP4A	1662	10	826.6	836.6	4.5	5.25	4/21/2007	5829.66	Transducer
R-31	830.9	MP4A	1662	10	826.6	836.6	4.5	5.25	4/20/2007	5829.7	Transducer
R-31	830.9	MP4A	1662	10	826.6	836.6	4.5	5.25	4/19/2007	5829.62	Transducer
R-31	830.9	MP4A	1662	10	826.6	836.6	4.5	5.25	4/18/2007	5829.71	Transducer
R-31	830.9	MP4A	1662	10	826.6	836.6	4.5	5.25	4/17/2007	5829.68	Transducer
R-31	830.9	MP4A	1662	10	826.6	836.6	4.5	5.25	4/16/2007	5829.66	Transducer
R-31	830.9	MP4A	1662	10	826.6	836.6	4.5	5.25	4/15/2007	5829.68	Transducer
R-31	830.9	MP4A	1662	10	826.6	836.6	4.5	5.25	4/14/2007	5829.75	Transducer
R-31	830.9	MP4A	1662	10	826.6	836.6	4.5	5.25	4/13/2007	5829.61	Transducer
R-31	830.9	MP4A	1662	10	826.6	836.6	4.5	5.25	4/12/2007	5829.66	Transducer
R-31	830.9	MP4A	1662	10	826.6	836.6	4.5	5.25	4/11/2007	5829.68	Transducer
R-31	830.9	MP4A	1662	10	826.6	836.6	4.5	5.25	4/10/2007	5829.68	Transducer
R-31	830.9	MP4A	1662	10	826.6	836.6	4.5	5.25	4/9/2007	5829.73	Transducer
R-31	830.9	MP4A	1662	10	826.6	836.6	4.5	5.25	4/8/2007	5829.75	Transducer
R-31	830.9	MP4A	1662	10	826.6	836.6	4.5	5.25	4/7/2007	5829.78	Transducer
R-31	830.9	MP4A	1662	10	826.6	836.6	4.5	5.25	4/6/2007	5829.82	Transducer
R-31	830.9	MP4A	1662	10	826.6	836.6	4.5	5.25	4/5/2007	5829.78	Transducer
R-31	830.9	MP4A	1662	10	826.6	836.6	4.5	5.25	4/4/2007	5829.79	Transducer
R-31	830.9	MP4A	1662	10	826.6	836.6	4.5	5.25	4/3/2007	5829.75	Transducer
R-31	830.9	MP4A	1662	10	826.6	836.6	4.5	5.25	4/2/2007	5829.71	Transducer
R-31	830.9	MP4A	1662	10	826.6	836.6	4.5	5.25	4/1/2007	5829.71	Transducer
R-31	830.9	MP4A	1662	10	826.6	836.6	4.5	5.25	3/31/2007	5829.7	Transducer
R-31	830.9	MP4A	1662	10	826.6	836.6	4.5	5.25	3/30/2007	5829.74	Transducer
R-31	830.9	MP4A	1662	10	826.6	836.6	4.5	5.25	3/29/2007	5829.71	Transducer
R-31	830.9	MP4A	1662	10	826.6	836.6	4.5	5.25	3/28/2007	5829.63	Transducer
R-31	830.9	MP4A	1662	10	826.6	836.6	4.5	5.25	3/27/2007	5829.78	Transducer
R-31	830.9	MP4A	1662	10	826.6	836.6	4.5	5.25	3/26/2007	5829.78	Transducer
R-31	830.9	MP4A	1662	10	826.6	836.6	4.5	5.25	3/25/2007	5829.83	Transducer
R-31	830.9	MP4A	1662	10	826.6	836.6	4.5	5.25	3/24/2007	5829.76	Transducer
R-31	830.9	MP4A	1662	10	826.6	836.6	4.5	5.25	3/23/2007	5829.78	Transducer
R-31	830.9	MP4A	1662	10	826.6	836.6	4.5	5.25	3/22/2007	5829.82	Transducer
R-31	830.9	MP4A	1662	10	826.6	836.6	4.5	5.25	3/21/2007	5829.78	Transducer
R-31	830.9	MP4A	1662	10	826.6	836.6	4.5	5.25	3/20/2007	5829.79	Transducer
R-31	830.9	MP4A	1662	10	826.6	836.6	4.5	5.25	3/19/2007	5829.76	Transducer
R-31	830.9	MP4A	1662	10	826.6	836.6	4.5	5.25	3/18/2007	5829.78	Transducer
R-31	830.9	MP4A	1662	10	826.6	836.6	4.5	5.25	3/17/2007	5829.83	Transducer
R-31	830.9	MP4A	1662	10	826.6	836.6	4.5	5.25	3/16/2007	5829.87	Transducer
R-31	830.9	MP4A	1662	10	826.6	836.6	4.5	5.25	3/15/2007	5829.78	Transducer
R-31	830.9	MP4A	1662	10	826.6	836.6	4.5	5.25	3/14/2007	5829.79	Transducer
R-31	830.9	MP4A	1662	10	826.6	836.6	4.5	5.25	3/13/2007	5829.82	Transducer
R-31	830.9	MP4A	1662	10	826.6	836.6	4.5	5.25	3/12/2007	5829.88	Transducer
R-31	830.9	MP4A	1662	10	826.6	836.6	4.5	5.25	3/11/2007	5829.85	Transducer
R-31	830.9	MP4A	1662	10	826.6	836.6	4.5	5.25	3/10/2007	5829.83	Transducer
R-31	830.9	MP4A	1662	10	826.6	836.6	4.5	5.25	3/9/2007	5829.83	Transducer
R-31	830.9	MP4A	1662	10	826.6	836.6	4.5	5.25	3/8/2007	5829.83	Transducer
R-31	830.9	MP4A	1662	10	826.6	836.6	4.5	5.25	3/7/2007	5829.82	Transducer
R-31	830.9	MP4A	1662	10	826.6	836.6	4.5	5.25	3/6/2007	5829.82	Transducer
R-31	830.9	MP4A	1662	10	826.6	836.6	4.5	5.25	3/5/2007	5829.79	Transducer

Ancho Canyon Water Levels

Location	Port Depth (ft)	Port Common Name	Port ID	Screened Interval (ft)	Top Depth (ft)	Bottom Depth (ft)	Inner Diam (in.)	Outer Diam (in.)	Date	Water Level (ft)	Method
R-31	830.9	MP4A	1662	10	826.6	836.6	4.5	5.25	3/4/2007	5829.76	Transducer
R-31	830.9	MP4A	1662	10	826.6	836.6	4.5	5.25	3/3/2007	5829.7	Transducer
R-31	830.9	MP4A	1662	10	826.6	836.6	4.5	5.25	3/2/2007	5829.6	Transducer
R-31	830.9	MP4A	1662	10	826.6	836.6	4.5	5.25	3/1/2007	5829.58	Transducer
R-31	830.9	MP4A	1662	10	826.6	836.6	4.5	5.25	2/28/2007	5829.59	Transducer
R-31	830.9	MP4A	1662	10	826.6	836.6	4.5	5.25	2/27/2007	5829.66	Transducer
R-31	830.9	MP4A	1662	10	826.6	836.6	4.5	5.25	2/26/2007	5829.66	Transducer
R-31	830.9	MP4A	1662	10	826.6	836.6	4.5	5.25	2/25/2007	5829.8	Transducer
R-31	830.9	MP4A	1662	10	826.6	836.6	4.5	5.25	2/24/2007	5829.66	Transducer
R-31	830.9	MP4A	1662	10	826.6	836.6	4.5	5.25	2/23/2007	5829.78	Transducer
R-31	830.9	MP4A	1662	10	826.6	836.6	4.5	5.25	2/22/2007	5829.85	Transducer
R-31	830.9	MP4A	1662	10	826.6	836.6	4.5	5.25	2/21/2007	5829.85	Transducer
R-31	830.9	MP4A	1662	10	826.6	836.6	4.5	5.25	2/20/2007	5829.78	Transducer
R-31	830.9	MP4A	1662	10	826.6	836.6	4.5	5.25	2/19/2007	5829.76	Transducer
R-31	830.9	MP4A	1662	10	826.6	836.6	4.5	5.25	2/18/2007	5829.85	Transducer
R-31	830.9	MP4A	1662	10	826.6	836.6	4.5	5.25	2/17/2007	5829.83	Transducer
R-31	830.9	MP4A	1662	10	826.6	836.6	4.5	5.25	2/16/2007	5829.83	Transducer
R-31	830.9	MP4A	1662	10	826.6	836.6	4.5	5.25	2/15/2007	5829.8	Transducer
R-31	830.9	MP4A	1662	10	826.6	836.6	4.5	5.25	2/14/2007	5829.78	Transducer
R-31	830.9	MP4A	1662	10	826.6	836.6	4.5	5.25	2/13/2007	5829.83	Transducer
R-31	830.9	MP4A	1662	10	826.6	836.6	4.5	5.25	2/12/2007	5829.82	Transducer
R-31	830.9	MP4A	1662	10	826.6	836.6	4.5	5.25	2/11/2007	5829.88	Transducer
R-31	830.9	MP4A	1662	10	826.6	836.6	4.5	5.25	2/10/2007	5829.93	Transducer
R-31	830.9	MP4A	1662	10	826.6	836.6	4.5	5.25	2/9/2007	5829.92	Transducer
R-31	830.9	MP4A	1662	10	826.6	836.6	4.5	5.25	2/8/2007	5829.91	Transducer
R-31	830.9	MP4A	1662	10	826.6	836.6	4.5	5.25	2/7/2007	5829.9	Transducer
R-31	830.9	MP4A	1662	10	826.6	836.6	4.5	5.25	2/6/2007	5829.9	Transducer
R-31	830.9	MP4A	1662	10	826.6	836.6	4.5	5.25	2/5/2007	5829.88	Transducer
R-31	830.9	MP4A	1662	10	826.6	836.6	4.5	5.25	2/4/2007	5829.87	Transducer
R-31	830.9	MP4A	1662	10	826.6	836.6	4.5	5.25	2/3/2007	5829.83	Transducer
R-31	830.9	MP4A	1662	10	826.6	836.6	4.5	5.25	2/2/2007	5829.76	Transducer
R-31	830.9	MP4A	1662	10	826.6	836.6	4.5	5.25	2/1/2007	5829.71	Transducer
R-31	830.9	MP4A	1662	10	826.6	836.6	4.5	5.25	1/31/2007	5829.79	Transducer
R-31	830.9	MP4A	1662	10	826.6	836.6	4.5	5.25	1/30/2007	5829.9	Transducer
R-31	830.9	MP4A	1662	10	826.6	836.6	4.5	5.25	1/29/2007	5829.93	Transducer
R-31	830.9	MP4A	1662	10	826.6	836.6	4.5	5.25	1/28/2007	5829.96	Transducer
R-31	830.9	MP4A	1662	10	826.6	836.6	4.5	5.25	1/27/2007	5829.91	Transducer
R-31	830.9	MP4A	1662	10	826.6	836.6	4.5	5.25	1/26/2007	5829.95	Transducer
R-31	830.9	MP4A	1662	10	826.6	836.6	4.5	5.25	1/25/2007	5830.03	Transducer
R-31	830.9	MP4A	1662	10	826.6	836.6	4.5	5.25	1/24/2007	5829.99	Transducer
R-31	830.9	MP4A	1662	10	826.6	836.6	4.5	5.25	1/23/2007	5829.91	Transducer
R-31	830.9	MP4A	1662	10	826.6	836.6	4.5	5.25	1/22/2007	5829.95	Transducer
R-31	830.9	MP4A	1662	10	826.6	836.6	4.5	5.25	1/21/2007	5829.83	Transducer
R-31	830.9	MP4A	1662	10	826.6	836.6	4.5	5.25	1/20/2007	5829.87	Transducer
R-31	830.9	MP4A	1662	10	826.6	836.6	4.5	5.25	1/19/2007	5829.99	Transducer
R-31	830.9	MP4A	1662	10	826.6	836.6	4.5	5.25	1/18/2007	5829.93	Transducer
R-31	830.9	MP4A	1662	10	826.6	836.6	4.5	5.25	1/17/2007	5829.92	Transducer
R-31	830.9	MP4A	1662	10	826.6	836.6	4.5	5.25	1/16/2007	5829.96	Transducer
R-31	830.9	MP4A	1662	10	826.6	836.6	4.5	5.25	1/15/2007	5829.93	Transducer
R-31	830.9	MP4A	1662	10	826.6	836.6	4.5	5.25	1/14/2007	5829.83	Transducer
R-31	830.9	MP4A	1662	10	826.6	836.6	4.5	5.25	1/13/2007	5829.91	Transducer
R-31	830.9	MP4A	1662	10	826.6	836.6	4.5	5.25	1/12/2007	5829.91	Transducer
R-31	830.9	MP4A	1662	10	826.6	836.6	4.5	5.25	1/11/2007	5829.94	Transducer
R-31	830.9	MP4A	1662	10	826.6	836.6	4.5	5.25	1/10/2007	5830	Transducer
R-31	830.9	MP4A	1662	10	826.6	836.6	4.5	5.25	1/9/2007	5830.05	Transducer
R-31	830.9	MP4A	1662	10	826.6	836.6	4.5	5.25	1/8/2007	5829.98	Transducer
R-31	830.9	MP4A	1662	10	826.6	836.6	4.5	5.25	1/7/2007	5829.93	Transducer
R-31	830.9	MP4A	1662	10	826.6	836.6	4.5	5.25	1/6/2007	5829.93	Transducer
R-31	830.9	MP4A	1662	10	826.6	836.6	4.5	5.25	1/5/2007	5829.78	Transducer

Ancho Canyon Water Levels

Location	Port Depth (ft)	Port Common Name	Port ID	Screened Interval (ft)	Top Depth (ft)	Bottom Depth (ft)	Inner Diam (in.)	Outer Diam (in.)	Date	Water Level (ft)	Method
R-31	830.9	MP4A	1662	10	826.6	836.6	4.5	5.25	1/4/2007	5829.87	Transducer
R-31	830.9	MP4A	1662	10	826.6	836.6	4.5	5.25	1/3/2007	5829.91	Transducer
R-31	830.9	MP4A	1662	10	826.6	836.6	4.5	5.25	1/2/2007	5829.94	Transducer
R-31	830.9	MP4A	1662	10	826.6	836.6	4.5	5.25	1/1/2007	5829.91	Transducer
R-31	830.9	MP4A	1662	10	826.6	836.6	4.5	5.25	12/31/2006	5829.93	Transducer
R-31	830.9	MP4A	1662	10	826.6	836.6	4.5	5.25	12/30/2006	5829.87	Transducer
R-31	830.9	MP4A	1662	10	826.6	836.6	4.5	5.25	12/29/2006	5829.93	Transducer
R-31	830.9	MP4A	1662	10	826.6	836.6	4.5	5.25	12/28/2006	5829.83	Transducer
R-31	830.9	MP4A	1662	10	826.6	836.6	4.5	5.25	12/27/2006	5829.95	Transducer
R-31	830.9	MP4A	1662	10	826.6	836.6	4.5	5.25	12/26/2006	5830	Transducer
R-31	830.9	MP4A	1662	10	826.6	836.6	4.5	5.25	12/25/2006	5830.04	Transducer
R-31	830.9	MP4A	1662	10	826.6	836.6	4.5	5.25	12/24/2006	5829.93	Transducer
R-31	830.9	MP4A	1662	10	826.6	836.6	4.5	5.25	12/23/2006	5829.9	Transducer
R-31	830.9	MP4A	1662	10	826.6	836.6	4.5	5.25	12/22/2006	5829.9	Transducer
R-31	830.9	MP4A	1662	10	826.6	836.6	4.5	5.25	12/21/2006	5829.88	Transducer
R-31	830.9	MP4A	1662	10	826.6	836.6	4.5	5.25	12/20/2006	5829.82	Transducer
R-31	830.9	MP4A	1662	10	826.6	836.6	4.5	5.25	12/19/2006	5829.94	Transducer
R-31	830.9	MP4A	1662	10	826.6	836.6	4.5	5.25	12/18/2006	5829.94	Transducer
R-31	830.9	MP4A	1662	10	826.6	836.6	4.5	5.25	12/17/2006	5829.92	Transducer
R-31	830.9	MP4A	1662	10	826.6	836.6	4.5	5.25	12/16/2006	5829.95	Transducer
R-31	830.9	MP4A	1662	10	826.6	836.6	4.5	5.25	12/15/2006	5830.02	Transducer
R-31	830.9	MP4A	1662	10	826.6	836.6	4.5	5.25	12/14/2006	5830.02	Transducer
R-31	830.9	MP4A	1662	10	826.6	836.6	4.5	5.25	12/13/2006	5830.07	Transducer
R-31	830.9	MP4A	1662	10	826.6	836.6	4.5	5.25	12/12/2006	5830.07	Transducer
R-31	830.9	MP4A	1662	10	826.6	836.6	4.5	5.25	12/11/2006	5830	Transducer
R-31	830.9	MP4A	1662	10	826.6	836.6	4.5	5.25	12/10/2006	5830.04	Transducer
R-31	830.9	MP4A	1662	10	826.6	836.6	4.5	5.25	12/9/2006	5830.04	Transducer
R-31	830.9	MP4A	1662	10	826.6	836.6	4.5	5.25	12/8/2006	5830.05	Transducer
R-31	830.9	MP4A	1662	10	826.6	836.6	4.5	5.25	12/6/2006	5830.42	Transducer
R-31	830.9	MP4A	1662	10	826.6	836.6	4.5	5.25	12/5/2006	5830.28	Transducer
R-31	830.9	MP4A	1662	10	826.6	836.6	4.5	5.25	11/27/2006	5829.73	Transducer
R-31	830.9	MP4A	1662	10	826.6	836.6	4.5	5.25	11/26/2006	5829.71	Transducer
R-31	830.9	MP4A	1662	10	826.6	836.6	4.5	5.25	11/25/2006	5829.73	Transducer
R-31	830.9	MP4A	1662	10	826.6	836.6	4.5	5.25	11/24/2006	5829.75	Transducer
R-31	830.9	MP4A	1662	10	826.6	836.6	4.5	5.25	11/23/2006	5829.78	Transducer
R-31	830.9	MP4A	1662	10	826.6	836.6	4.5	5.25	11/22/2006	5829.8	Transducer
R-31	830.9	MP4A	1662	10	826.6	836.6	4.5	5.25	11/21/2006	5829.78	Transducer
R-31	830.9	MP4A	1662	10	826.6	836.6	4.5	5.25	11/20/2006	5829.79	Transducer
R-31	830.9	MP4A	1662	10	826.6	836.6	4.5	5.25	11/19/2006	5829.75	Transducer
R-31	830.9	MP4A	1662	10	826.6	836.6	4.5	5.25	11/18/2006	5829.7	Transducer
R-31	830.9	MP4A	1662	10	826.6	836.6	4.5	5.25	11/17/2006	5829.66	Transducer
R-31	830.9	MP4A	1662	10	826.6	836.6	4.5	5.25	11/16/2006	5829.68	Transducer
R-31	830.9	MP4A	1662	10	826.6	836.6	4.5	5.25	11/15/2006	5829.71	Transducer
R-31	830.9	MP4A	1662	10	826.6	836.6	4.5	5.25	11/14/2006	5829.64	Transducer
R-31	830.9	MP4A	1662	10	826.6	836.6	4.5	5.25	11/13/2006	5829.73	Transducer
R-31	830.9	MP4A	1662	10	826.6	836.6	4.5	5.25	11/12/2006	5829.61	Transducer
R-31	830.9	MP4A	1662	10	826.6	836.6	4.5	5.25	11/11/2006	5829.76	Transducer
R-31	830.9	MP4A	1662	10	826.6	836.6	4.5	5.25	11/10/2006	5829.64	Transducer
R-31	830.9	MP4A	1662	10	826.6	836.6	4.5	5.25	11/9/2006	5829.6	Transducer
R-31	830.9	MP4A	1662	10	826.6	836.6	4.5	5.25	11/8/2006	5829.64	Transducer
R-31	830.9	MP4A	1662	10	826.6	836.6	4.5	5.25	11/7/2006	5829.68	Transducer
R-31	830.9	MP4A	1662	10	826.6	836.6	4.5	5.25	11/6/2006	5829.68	Transducer
R-31	830.9	MP4A	1662	10	826.6	836.6	4.5	5.25	11/5/2006	5829.66	Transducer
R-31	830.9	MP4A	1662	10	826.6	836.6	4.5	5.25	11/4/2006	5829.64	Transducer
R-31	830.9	MP4A	1662	10	826.6	836.6	4.5	5.25	11/3/2006	5829.68	Transducer
R-31	830.9	MP4A	1662	10	826.6	836.6	4.5	5.25	11/2/2006	5829.71	Transducer
R-31	830.9	MP4A	1662	10	826.6	836.6	4.5	5.25	11/1/2006	5829.64	Transducer
R-31	830.9	MP4A	1662	10	826.6	836.6	4.5	5.25	10/31/2006	5829.68	Transducer
R-31	830.9	MP4A	1662	10	826.6	836.6	4.5	5.25	10/30/2006	5829.61	Transducer

Ancho Canyon Water Levels

Location	Port Depth (ft)	Port Common Name	Port ID	Screened Interval (ft)	Top Depth (ft)	Bottom Depth (ft)	Inner Diam (in.)	Outer Diam (in.)	Date	Water Level (ft)	Method
R-31	830.9	MP4A	1662	10	826.6	836.6	4.5	5.25	10/29/2006	5829.66	Transducer
R-31	830.9	MP4A	1662	10	826.6	836.6	4.5	5.25	10/28/2006	5829.71	Transducer
R-31	830.9	MP4A	1662	10	826.6	836.6	4.5	5.25	10/27/2006	5829.7	Transducer
R-31	830.9	MP4A	1662	10	826.6	836.6	4.5	5.25	10/26/2006	5829.58	Transducer
R-31	830.9	MP4A	1662	10	826.6	836.6	4.5	5.25	10/25/2006	5829.56	Transducer
R-31	830.9	MP4A	1662	10	826.6	836.6	4.5	5.25	10/24/2006	5829.56	Transducer
R-31	830.9	MP4A	1662	10	826.6	836.6	4.5	5.25	10/23/2006	5829.58	Transducer
R-31	830.9	MP4A	1662	10	826.6	836.6	4.5	5.25	10/22/2006	5829.59	Transducer
R-31	830.9	MP4A	1662	10	826.6	836.6	4.5	5.25	10/21/2006	5829.49	Transducer
R-31	830.9	MP4A	1662	10	826.6	836.6	4.5	5.25	10/20/2006	5829.49	Transducer
R-31	830.9	MP4A	1662	10	826.6	836.6	4.5	5.25	10/19/2006	5829.54	Transducer
R-31	830.9	MP4A	1662	10	826.6	836.6	4.5	5.25	10/18/2006	5829.51	Transducer
R-31	830.9	MP4A	1662	10	826.6	836.6	4.5	5.25	10/17/2006	5829.49	Transducer
R-31	830.9	MP4A	1662	10	826.6	836.6	4.5	5.25	10/16/2006	5829.49	Transducer
R-31	830.9	MP4A	1662	10	826.6	836.6	4.5	5.25	10/15/2006	5829.54	Transducer
R-31	830.9	MP4A	1662	10	826.6	836.6	4.5	5.25	10/14/2006	5829.59	Transducer
R-31	830.9	MP4A	1662	10	826.6	836.6	4.5	5.25	10/13/2006	5829.61	Transducer
R-31	830.9	MP4A	1662	10	826.6	836.6	4.5	5.25	10/12/2006	5829.59	Transducer
R-31	830.9	MP4A	1662	10	826.6	836.6	4.5	5.25	10/11/2006	5829.61	Transducer
R-31	830.9	MP4A	1662	10	826.6	836.6	4.5	5.25	10/10/2006	5829.62	Transducer
R-31	830.9	MP4A	1662	10	826.6	836.6	4.5	5.25	10/9/2006	5829.59	Transducer
R-31	830.9	MP4A	1662	10	826.6	836.6	4.5	5.25	10/8/2006	5829.62	Transducer
R-31	830.9	MP4A	1662	10	826.6	836.6	4.5	5.25	10/7/2006	5829.59	Transducer
R-31	830.9	MP4A	1662	10	826.6	836.6	4.5	5.25	10/6/2006	5829.63	Transducer
R-31	830.9	MP4A	1662	10	826.6	836.6	4.5	5.25	10/5/2006	5829.66	Transducer
R-31	830.9	MP4A	1662	10	826.6	836.6	4.5	5.25	10/4/2006	5829.62	Transducer
R-31	830.9	MP4A	1662	10	826.6	836.6	4.5	5.25	10/3/2006	5829.61	Transducer
R-31	830.9	MP4A	1662	10	826.6	836.6	4.5	5.25	10/2/2006	5829.61	Transducer
R-31	830.9	MP4A	1662	10	826.6	836.6	4.5	5.25	10/1/2006	5829.58	Transducer
R-31	830.9	MP4A	1662	10	826.6	836.6	4.5	5.25	9/30/2006	5829.57	Transducer
R-31	830.9	MP4A	1662	10	826.6	836.6	4.5	5.25	9/29/2006	5829.58	Transducer
R-31	830.9	MP4A	1662	10	826.6	836.6	4.5	5.25	9/28/2006	5829.61	Transducer
R-31	830.9	MP4A	1662	10	826.6	836.6	4.5	5.25	9/27/2006	5829.56	Transducer
R-31	830.9	MP4A	1662	10	826.6	836.6	4.5	5.25	9/26/2006	5829.55	Transducer
R-31	830.9	MP4A	1662	10	826.6	836.6	4.5	5.25	9/25/2006	5829.52	Transducer
R-31	1011.3	MP5A	1712	10	1007.1	1017.1	4.5	5.25	11/1/2007	5836.83	Transducer
R-31	1011.3	MP5A	1712	10	1007.1	1017.1	4.5	5.25	10/31/2007	5836.67	Transducer
R-31	1011.3	MP5A	1712	10	1007.1	1017.1	4.5	5.25	10/30/2007	5836.7	Transducer
R-31	1011.3	MP5A	1712	10	1007.1	1017.1	4.5	5.25	10/29/2007	5836.72	Transducer
R-31	1011.3	MP5A	1712	10	1007.1	1017.1	4.5	5.25	10/28/2007	5836.72	Transducer
R-31	1011.3	MP5A	1712	10	1007.1	1017.1	4.5	5.25	10/27/2007	5836.61	Transducer
R-31	1011.3	MP5A	1712	10	1007.1	1017.1	4.5	5.25	10/26/2007	5836.53	Transducer
R-31	1011.3	MP5A	1712	10	1007.1	1017.1	4.5	5.25	10/25/2007	5836.61	Transducer
R-31	1011.3	MP5A	1712	10	1007.1	1017.1	4.5	5.25	10/24/2007	5836.7	Transducer
R-31	1011.3	MP5A	1712	10	1007.1	1017.1	4.5	5.25	10/23/2007	5836.65	Transducer
R-31	1011.3	MP5A	1712	10	1007.1	1017.1	4.5	5.25	10/22/2007	5836.67	Transducer
R-31	1011.3	MP5A	1712	10	1007.1	1017.1	4.5	5.25	10/21/2007	5836.41	Transducer
R-31	1011.3	MP5A	1712	10	1007.1	1017.1	4.5	5.25	10/20/2007	5836.53	Transducer
R-31	1011.3	MP5A	1712	10	1007.1	1017.1	4.5	5.25	10/19/2007	5836.56	Transducer
R-31	1011.3	MP5A	1712	10	1007.1	1017.1	4.5	5.25	10/18/2007	5836.41	Transducer
R-31	1011.3	MP5A	1712	10	1007.1	1017.1	4.5	5.25	10/17/2007	5836.36	Transducer
R-31	1011.3	MP5A	1712	10	1007.1	1017.1	4.5	5.25	10/16/2007	5836.46	Transducer
R-31	1011.3	MP5A	1712	10	1007.1	1017.1	4.5	5.25	10/15/2007	5836.47	Transducer
R-31	1011.3	MP5A	1712	10	1007.1	1017.1	4.5	5.25	10/14/2007	5836.41	Transducer
R-31	1011.3	MP5A	1712	10	1007.1	1017.1	4.5	5.25	10/13/2007	5836.38	Transducer
R-31	1011.3	MP5A	1712	10	1007.1	1017.1	4.5	5.25	10/12/2007	5836.44	Transducer
R-31	1011.3	MP5A	1712	10	1007.1	1017.1	4.5	5.25	10/11/2007	5836.48	Transducer
R-31	1011.3	MP5A	1712	10	1007.1	1017.1	4.5	5.25	10/10/2007	5836.53	Transducer
R-31	1011.3	MP5A	1712	10	1007.1	1017.1	4.5	5.25	10/9/2007	5836.58	Transducer

Ancho Canyon Water Levels

Location	Port Depth (ft)	Port Common Name	Port ID	Screened Interval (ft)	Top Depth (ft)	Bottom Depth (ft)	Inner Diam (in.)	Outer Diam (in.)	Date	Water Level (ft)	Method
R-31	1011.3	MP5A	1712	10	1007.1	1017.1	4.5	5.25	10/8/2007	5836.51	Transducer
R-31	1011.3	MP5A	1712	10	1007.1	1017.1	4.5	5.25	10/7/2007	5836.44	Transducer
R-31	1011.3	MP5A	1712	10	1007.1	1017.1	4.5	5.25	10/6/2007	5836.41	Transducer
R-31	1011.3	MP5A	1712	10	1007.1	1017.1	4.5	5.25	10/5/2007	5836.44	Transducer
R-31	1011.3	MP5A	1712	10	1007.1	1017.1	4.5	5.25	10/4/2007	5836.44	Transducer
R-31	1011.3	MP5A	1712	10	1007.1	1017.1	4.5	5.25	10/3/2007	5836.5	Transducer
R-31	1011.3	MP5A	1712	10	1007.1	1017.1	4.5	5.25	10/2/2007	5836.48	Transducer
R-31	1011.3	MP5A	1712	10	1007.1	1017.1	4.5	5.25	10/1/2007	5836.56	Transducer
R-31	1011.3	MP5A	1712	10	1007.1	1017.1	4.5	5.25	9/30/2007	5836.42	Transducer
R-31	1011.3	MP5A	1712	10	1007.1	1017.1	4.5	5.25	9/29/2007	5836.38	Transducer
R-31	1011.3	MP5A	1712	10	1007.1	1017.1	4.5	5.25	9/28/2007	5836.47	Transducer
R-31	1011.3	MP5A	1712	10	1007.1	1017.1	4.5	5.25	9/27/2007	5836.46	Transducer
R-31	1011.3	MP5A	1712	10	1007.1	1017.1	4.5	5.25	9/26/2007	5836.46	Transducer
R-31	1011.3	MP5A	1712	10	1007.1	1017.1	4.5	5.25	9/25/2007	5836.46	Transducer
R-31	1011.3	MP5A	1712	10	1007.1	1017.1	4.5	5.25	9/24/2007	5836.39	Transducer
R-31	1011.3	MP5A	1712	10	1007.1	1017.1	4.5	5.25	9/23/2007	5836.42	Transducer
R-31	1011.3	MP5A	1712	10	1007.1	1017.1	4.5	5.25	9/22/2007	5836.47	Transducer
R-31	1011.3	MP5A	1712	10	1007.1	1017.1	4.5	5.25	9/21/2007	5836.43	Transducer
R-31	1011.3	MP5A	1712	10	1007.1	1017.1	4.5	5.25	9/20/2007	5836.41	Transducer
R-31	1011.3	MP5A	1712	10	1007.1	1017.1	4.5	5.25	9/19/2007	5836.43	Transducer
R-31	1011.3	MP5A	1712	10	1007.1	1017.1	4.5	5.25	9/18/2007	5836.38	Transducer
R-31	1011.3	MP5A	1712	10	1007.1	1017.1	4.5	5.25	9/17/2007	5836.32	Transducer
R-31	1011.3	MP5A	1712	10	1007.1	1017.1	4.5	5.25	9/16/2007	5836.41	Transducer
R-31	1011.3	MP5A	1712	10	1007.1	1017.1	4.5	5.25	9/15/2007	5836.4	Transducer
R-31	1011.3	MP5A	1712	10	1007.1	1017.1	4.5	5.25	9/14/2007	5836.35	Transducer
R-31	1011.3	MP5A	1712	10	1007.1	1017.1	4.5	5.25	9/13/2007	5836.32	Transducer
R-31	1011.3	MP5A	1712	10	1007.1	1017.1	4.5	5.25	9/12/2007	5836.36	Transducer
R-31	1011.3	MP5A	1712	10	1007.1	1017.1	4.5	5.25	9/11/2007	5836.42	Transducer
R-31	1011.3	MP5A	1712	10	1007.1	1017.1	4.5	5.25	9/10/2007	5836.33	Transducer
R-31	1011.3	MP5A	1712	10	1007.1	1017.1	4.5	5.25	9/9/2007	5836.31	Transducer
R-31	1011.3	MP5A	1712	10	1007.1	1017.1	4.5	5.25	9/8/2007	5836.32	Transducer
R-31	1011.3	MP5A	1712	10	1007.1	1017.1	4.5	5.25	9/7/2007	5836.28	Transducer
R-31	1011.3	MP5A	1712	10	1007.1	1017.1	4.5	5.25	9/6/2007	5836.24	Transducer
R-31	1011.3	MP5A	1712	10	1007.1	1017.1	4.5	5.25	9/5/2007	5836.22	Transducer
R-31	1011.3	MP5A	1712	10	1007.1	1017.1	4.5	5.25	9/4/2007	5836.26	Transducer
R-31	1011.3	MP5A	1712	10	1007.1	1017.1	4.5	5.25	9/3/2007	5836.32	Transducer
R-31	1011.3	MP5A	1712	10	1007.1	1017.1	4.5	5.25	9/2/2007	5836.3	Transducer
R-31	1011.3	MP5A	1712	10	1007.1	1017.1	4.5	5.25	9/1/2007	5836.24	Transducer
R-31	1011.3	MP5A	1712	10	1007.1	1017.1	4.5	5.25	8/31/2007	5836.27	Transducer
R-31	1011.3	MP5A	1712	10	1007.1	1017.1	4.5	5.25	8/30/2007	5836.28	Transducer
R-31	1011.3	MP5A	1712	10	1007.1	1017.1	4.5	5.25	8/29/2007	5836.18	Transducer
R-31	1011.3	MP5A	1712	10	1007.1	1017.1	4.5	5.25	8/28/2007	5836.14	Transducer
R-31	1011.3	MP5A	1712	10	1007.1	1017.1	4.5	5.25	8/27/2007	5836.15	Transducer
R-31	1011.3	MP5A	1712	10	1007.1	1017.1	4.5	5.25	8/26/2007	5836.18	Transducer
R-31	1011.3	MP5A	1712	10	1007.1	1017.1	4.5	5.25	8/25/2007	5836.14	Transducer
R-31	1011.3	MP5A	1712	10	1007.1	1017.1	4.5	5.25	8/24/2007	5836.11	Transducer
R-31	1011.3	MP5A	1712	10	1007.1	1017.1	4.5	5.25	8/23/2007	5836.07	Transducer
R-31	1011.3	MP5A	1712	10	1007.1	1017.1	4.5	5.25	8/22/2007	5836.09	Transducer
R-31	1011.3	MP5A	1712	10	1007.1	1017.1	4.5	5.25	8/21/2007	5836.11	Transducer
R-31	1011.3	MP5A	1712	10	1007.1	1017.1	4.5	5.25	8/20/2007	5836.09	Transducer
R-31	1011.3	MP5A	1712	10	1007.1	1017.1	4.5	5.25	8/19/2007	5836.09	Transducer
R-31	1011.3	MP5A	1712	10	1007.1	1017.1	4.5	5.25	8/18/2007	5836.09	Transducer
R-31	1011.3	MP5A	1712	10	1007.1	1017.1	4.5	5.25	8/17/2007	5836.1	Transducer
R-31	1011.3	MP5A	1712	10	1007.1	1017.1	4.5	5.25	8/16/2007	5836.07	Transducer
R-31	1011.3	MP5A	1712	10	1007.1	1017.1	4.5	5.25	8/15/2007	5836.11	Transducer
R-31	1011.3	MP5A	1712	10	1007.1	1017.1	4.5	5.25	8/14/2007	5836.14	Transducer
R-31	1011.3	MP5A	1712	10	1007.1	1017.1	4.5	5.25	8/13/2007	5836.18	Transducer
R-31	1011.3	MP5A	1712	10	1007.1	1017.1	4.5	5.25	8/12/2007	5836.12	Transducer
R-31	1011.3	MP5A	1712	10	1007.1	1017.1	4.5	5.25	8/11/2007	5836.11	Transducer

Ancho Canyon Water Levels

Location	Port Depth (ft)	Port Common Name	Port ID	Screened Interval (ft)	Top Depth (ft)	Bottom Depth (ft)	Inner Diam (in.)	Outer Diam (in.)	Date	Water Level (ft)	Method
R-31	1011.3	MP5A	1712	10	1007.1	1017.1	4.5	5.25	8/10/2007	5836.12	Transducer
R-31	1011.3	MP5A	1712	10	1007.1	1017.1	4.5	5.25	8/9/2007	5836.09	Transducer
R-31	1011.3	MP5A	1712	10	1007.1	1017.1	4.5	5.25	8/8/2007	5836.07	Transducer
R-31	1011.3	MP5A	1712	10	1007.1	1017.1	4.5	5.25	8/7/2007	5836.07	Transducer
R-31	1011.3	MP5A	1712	10	1007.1	1017.1	4.5	5.25	8/6/2007	5836.07	Transducer
R-31	1011.3	MP5A	1712	10	1007.1	1017.1	4.5	5.25	8/5/2007	5836.1	Transducer
R-31	1011.3	MP5A	1712	10	1007.1	1017.1	4.5	5.25	8/4/2007	5836.14	Transducer
R-31	1011.3	MP5A	1712	10	1007.1	1017.1	4.5	5.25	8/3/2007	5836.14	Transducer
R-31	1011.3	MP5A	1712	10	1007.1	1017.1	4.5	5.25	8/2/2007	5836.12	Transducer
R-31	1011.3	MP5A	1712	10	1007.1	1017.1	4.5	5.25	8/1/2007	5836.12	Transducer
R-31	1011.3	MP5A	1712	10	1007.1	1017.1	4.5	5.25	7/31/2007	5836.12	Transducer
R-31	1011.3	MP5A	1712	10	1007.1	1017.1	4.5	5.25	7/30/2007	5836.14	Transducer
R-31	1011.3	MP5A	1712	10	1007.1	1017.1	4.5	5.25	7/29/2007	5836.14	Transducer
R-31	1011.3	MP5A	1712	10	1007.1	1017.1	4.5	5.25	7/28/2007	5836.16	Transducer
R-31	1011.3	MP5A	1712	10	1007.1	1017.1	4.5	5.25	7/27/2007	5836.21	Transducer
R-31	1011.3	MP5A	1712	10	1007.1	1017.1	4.5	5.25	7/26/2007	5836.16	Transducer
R-31	1011.3	MP5A	1712	10	1007.1	1017.1	4.5	5.25	7/25/2007	5836.23	Transducer
R-31	1011.3	MP5A	1712	10	1007.1	1017.1	4.5	5.25	7/24/2007	5836.23	Transducer
R-31	1011.3	MP5A	1712	10	1007.1	1017.1	4.5	5.25	7/23/2007	5836.3	Transducer
R-31	1011.3	MP5A	1712	10	1007.1	1017.1	4.5	5.25	7/22/2007	5836.3	Transducer
R-31	1011.3	MP5A	1712	10	1007.1	1017.1	4.5	5.25	7/21/2007	5836.3	Transducer
R-31	1011.3	MP5A	1712	10	1007.1	1017.1	4.5	5.25	7/20/2007	5836.28	Transducer
R-31	1011.3	MP5A	1712	10	1007.1	1017.1	4.5	5.25	7/19/2007	5836.3	Transducer
R-31	1011.3	MP5A	1712	10	1007.1	1017.1	4.5	5.25	7/18/2007	5836.29	Transducer
R-31	1011.3	MP5A	1712	10	1007.1	1017.1	4.5	5.25	7/17/2007	5836.31	Transducer
R-31	1011.3	MP5A	1712	10	1007.1	1017.1	4.5	5.25	7/16/2007	5836.33	Transducer
R-31	1011.3	MP5A	1712	10	1007.1	1017.1	4.5	5.25	7/15/2007	5836.39	Transducer
R-31	1011.3	MP5A	1712	10	1007.1	1017.1	4.5	5.25	7/14/2007	5836.42	Transducer
R-31	1011.3	MP5A	1712	10	1007.1	1017.1	4.5	5.25	7/13/2007	5836.42	Transducer
R-31	1011.3	MP5A	1712	10	1007.1	1017.1	4.5	5.25	7/12/2007	5836.48	Transducer
R-31	1011.3	MP5A	1712	10	1007.1	1017.1	4.5	5.25	7/11/2007	5836.47	Transducer
R-31	1011.3	MP5A	1712	10	1007.1	1017.1	4.5	5.25	7/10/2007	5836.43	Transducer
R-31	1011.3	MP5A	1712	10	1007.1	1017.1	4.5	5.25	7/9/2007	5836.41	Transducer
R-31	1011.3	MP5A	1712	10	1007.1	1017.1	4.5	5.25	7/8/2007	5836.4	Transducer
R-31	1011.3	MP5A	1712	10	1007.1	1017.1	4.5	5.25	7/7/2007	5836.5	Transducer
R-31	1011.3	MP5A	1712	10	1007.1	1017.1	4.5	5.25	7/6/2007	5836.53	Transducer
R-31	1011.3	MP5A	1712	10	1007.1	1017.1	4.5	5.25	7/5/2007	5836.53	Transducer
R-31	1011.3	MP5A	1712	10	1007.1	1017.1	4.5	5.25	7/4/2007	5836.48	Transducer
R-31	1011.3	MP5A	1712	10	1007.1	1017.1	4.5	5.25	7/3/2007	5836.51	Transducer
R-31	1011.3	MP5A	1712	10	1007.1	1017.1	4.5	5.25	7/2/2007	5836.51	Transducer
R-31	1011.3	MP5A	1712	10	1007.1	1017.1	4.5	5.25	7/1/2007	5836.48	Transducer
R-31	1011.3	MP5A	1712	10	1007.1	1017.1	4.5	5.25	6/30/2007	5836.49	Transducer
R-31	1011.3	MP5A	1712	10	1007.1	1017.1	4.5	5.25	6/29/2007	5836.51	Transducer
R-31	1011.3	MP5A	1712	10	1007.1	1017.1	4.5	5.25	6/28/2007	5836.53	Transducer
R-31	1011.3	MP5A	1712	10	1007.1	1017.1	4.5	5.25	6/27/2007	5836.51	Transducer
R-31	1011.3	MP5A	1712	10	1007.1	1017.1	4.5	5.25	6/26/2007	5836.48	Transducer
R-31	1011.3	MP5A	1712	10	1007.1	1017.1	4.5	5.25	6/25/2007	5836.46	Transducer
R-31	1011.3	MP5A	1712	10	1007.1	1017.1	4.5	5.25	6/24/2007	5836.47	Transducer
R-31	1011.3	MP5A	1712	10	1007.1	1017.1	4.5	5.25	6/23/2007	5836.51	Transducer
R-31	1011.3	MP5A	1712	10	1007.1	1017.1	4.5	5.25	6/22/2007	5836.51	Transducer
R-31	1011.3	MP5A	1712	10	1007.1	1017.1	4.5	5.25	6/21/2007	5836.56	Transducer
R-31	1011.3	MP5A	1712	10	1007.1	1017.1	4.5	5.25	6/20/2007	5836.55	Transducer
R-31	1011.3	MP5A	1712	10	1007.1	1017.1	4.5	5.25	6/19/2007	5836.52	Transducer
R-31	1011.3	MP5A	1712	10	1007.1	1017.1	4.5	5.25	6/18/2007	5836.44	Transducer
R-31	1011.3	MP5A	1712	10	1007.1	1017.1	4.5	5.25	6/17/2007	5836.55	Transducer
R-31	1011.3	MP5A	1712	10	1007.1	1017.1	4.5	5.25	6/16/2007	5836.55	Transducer
R-31	1011.3	MP5A	1712	10	1007.1	1017.1	4.5	5.25	6/15/2007	5836.49	Transducer
R-31	1011.3	MP5A	1712	10	1007.1	1017.1	4.5	5.25	6/14/2007	5836.56	Transducer
R-31	1011.3	MP5A	1712	10	1007.1	1017.1	4.5	5.25	6/13/2007	5836.56	Transducer

Ancho Canyon Water Levels

Location	Port Depth (ft)	Port Common Name	Port ID	Screened Interval (ft)	Top Depth (ft)	Bottom Depth (ft)	Inner Diam (in.)	Outer Diam (in.)	Date	Water Level (ft)	Method
R-31	1011.3	MP5A	1712	10	1007.1	1017.1	4.5	5.25	6/12/2007	5836.55	Transducer
R-31	1011.3	MP5A	1712	10	1007.1	1017.1	4.5	5.25	6/11/2007	5836.51	Transducer
R-31	1011.3	MP5A	1712	10	1007.1	1017.1	4.5	5.25	6/10/2007	5836.56	Transducer
R-31	1011.3	MP5A	1712	10	1007.1	1017.1	4.5	5.25	6/9/2007	5836.6	Transducer
R-31	1011.3	MP5A	1712	10	1007.1	1017.1	4.5	5.25	6/8/2007	5836.59	Transducer
R-31	1011.3	MP5A	1712	10	1007.1	1017.1	4.5	5.25	6/7/2007	5836.44	Transducer
R-31	1011.3	MP5A	1712	10	1007.1	1017.1	4.5	5.25	6/6/2007	5836.49	Transducer
R-31	1011.3	MP5A	1712	10	1007.1	1017.1	4.5	5.25	6/5/2007	5836.65	Transducer
R-31	1011.3	MP5A	1712	10	1007.1	1017.1	4.5	5.25	6/4/2007	5836.63	Transducer
R-31	1011.3	MP5A	1712	10	1007.1	1017.1	4.5	5.25	6/3/2007	5836.6	Transducer
R-31	1011.3	MP5A	1712	10	1007.1	1017.1	4.5	5.25	6/2/2007	5836.6	Transducer
R-31	1011.3	MP5A	1712	10	1007.1	1017.1	4.5	5.25	6/1/2007	5836.55	Transducer
R-31	1011.3	MP5A	1712	10	1007.1	1017.1	4.5	5.25	5/31/2007	5836.63	Transducer
R-31	1011.3	MP5A	1712	10	1007.1	1017.1	4.5	5.25	5/30/2007	5836.61	Transducer
R-31	1011.3	MP5A	1712	10	1007.1	1017.1	4.5	5.25	5/29/2007	5836.58	Transducer
R-31	1011.3	MP5A	1712	10	1007.1	1017.1	4.5	5.25	5/28/2007	5836.67	Transducer
R-31	1011.3	MP5A	1712	10	1007.1	1017.1	4.5	5.25	5/27/2007	5836.67	Transducer
R-31	1011.3	MP5A	1712	10	1007.1	1017.1	4.5	5.25	5/26/2007	5836.7	Transducer
R-31	1011.3	MP5A	1712	10	1007.1	1017.1	4.5	5.25	5/25/2007	5836.73	Transducer
R-31	1011.3	MP5A	1712	10	1007.1	1017.1	4.5	5.25	5/24/2007	5836.72	Transducer
R-31	1011.3	MP5A	1712	10	1007.1	1017.1	4.5	5.25	5/23/2007	5836.65	Transducer
R-31	1011.3	MP5A	1712	10	1007.1	1017.1	4.5	5.25	5/15/2007	5836.85	Transducer
R-31	1011.3	MP5A	1712	10	1007.1	1017.1	4.5	5.25	5/14/2007	5836.85	Transducer
R-31	1011.3	MP5A	1712	10	1007.1	1017.1	4.5	5.25	5/13/2007	5836.92	Transducer
R-31	1011.3	MP5A	1712	10	1007.1	1017.1	4.5	5.25	5/12/2007	5836.94	Transducer
R-31	1011.3	MP5A	1712	10	1007.1	1017.1	4.5	5.25	5/11/2007	5836.94	Transducer
R-31	1011.3	MP5A	1712	10	1007.1	1017.1	4.5	5.25	5/10/2007	5836.87	Transducer
R-31	1011.3	MP5A	1712	10	1007.1	1017.1	4.5	5.25	5/9/2007	5836.89	Transducer
R-31	1011.3	MP5A	1712	10	1007.1	1017.1	4.5	5.25	5/8/2007	5836.94	Transducer
R-31	1011.3	MP5A	1712	10	1007.1	1017.1	4.5	5.25	5/7/2007	5836.9	Transducer
R-31	1011.3	MP5A	1712	10	1007.1	1017.1	4.5	5.25	5/6/2007	5836.79	Transducer
R-31	1011.3	MP5A	1712	10	1007.1	1017.1	4.5	5.25	5/5/2007	5836.7	Transducer
R-31	1011.3	MP5A	1712	10	1007.1	1017.1	4.5	5.25	5/4/2007	5836.79	Transducer
R-31	1011.3	MP5A	1712	10	1007.1	1017.1	4.5	5.25	5/3/2007	5836.85	Transducer
R-31	1011.3	MP5A	1712	10	1007.1	1017.1	4.5	5.25	5/2/2007	5836.87	Transducer
R-31	1011.3	MP5A	1712	10	1007.1	1017.1	4.5	5.25	5/1/2007	5836.87	Transducer
R-31	1011.3	MP5A	1712	10	1007.1	1017.1	4.5	5.25	4/30/2007	5836.87	Transducer
R-31	1011.3	MP5A	1712	10	1007.1	1017.1	4.5	5.25	4/29/2007	5836.94	Transducer
R-31	1011.3	MP5A	1712	10	1007.1	1017.1	4.5	5.25	4/28/2007	5836.95	Transducer
R-31	1011.3	MP5A	1712	10	1007.1	1017.1	4.5	5.25	4/27/2007	5836.84	Transducer
R-31	1011.3	MP5A	1712	10	1007.1	1017.1	4.5	5.25	4/26/2007	5836.85	Transducer
R-31	1011.3	MP5A	1712	10	1007.1	1017.1	4.5	5.25	4/25/2007	5836.87	Transducer
R-31	1011.3	MP5A	1712	10	1007.1	1017.1	4.5	5.25	4/24/2007	5836.82	Transducer
R-31	1011.3	MP5A	1712	10	1007.1	1017.1	4.5	5.25	4/23/2007	5836.84	Transducer
R-31	1011.3	MP5A	1712	10	1007.1	1017.1	4.5	5.25	4/22/2007	5836.85	Transducer
R-31	1011.3	MP5A	1712	10	1007.1	1017.1	4.5	5.25	4/21/2007	5836.84	Transducer
R-31	1011.3	MP5A	1712	10	1007.1	1017.1	4.5	5.25	4/20/2007	5836.87	Transducer
R-31	1011.3	MP5A	1712	10	1007.1	1017.1	4.5	5.25	4/19/2007	5836.79	Transducer
R-31	1011.3	MP5A	1712	10	1007.1	1017.1	4.5	5.25	4/18/2007	5836.9	Transducer
R-31	1011.3	MP5A	1712	10	1007.1	1017.1	4.5	5.25	4/17/2007	5836.87	Transducer
R-31	1011.3	MP5A	1712	10	1007.1	1017.1	4.5	5.25	4/16/2007	5836.87	Transducer
R-31	1011.3	MP5A	1712	10	1007.1	1017.1	4.5	5.25	4/15/2007	5836.9	Transducer
R-31	1011.3	MP5A	1712	10	1007.1	1017.1	4.5	5.25	4/14/2007	5836.96	Transducer
R-31	1011.3	MP5A	1712	10	1007.1	1017.1	4.5	5.25	4/13/2007	5836.76	Transducer
R-31	1011.3	MP5A	1712	10	1007.1	1017.1	4.5	5.25	4/12/2007	5836.85	Transducer
R-31	1011.3	MP5A	1712	10	1007.1	1017.1	4.5	5.25	4/11/2007	5836.85	Transducer
R-31	1011.3	MP5A	1712	10	1007.1	1017.1	4.5	5.25	4/10/2007	5836.82	Transducer
R-31	1011.3	MP5A	1712	10	1007.1	1017.1	4.5	5.25	4/9/2007	5836.84	Transducer
R-31	1011.3	MP5A	1712	10	1007.1	1017.1	4.5	5.25	4/8/2007	5836.89	Transducer

Ancho Canyon Water Levels

Location	Port Depth (ft)	Port Common Name	Port ID	Screened Interval (ft)	Top Depth (ft)	Bottom Depth (ft)	Inner Diam (in.)	Outer Diam (in.)	Date	Water Level (ft)	Method
R-31	1011.3	MP5A	1712	10	1007.1	1017.1	4.5	5.25	4/7/2007	5836.97	Transducer
R-31	1011.3	MP5A	1712	10	1007.1	1017.1	4.5	5.25	4/6/2007	5836.97	Transducer
R-31	1011.3	MP5A	1712	10	1007.1	1017.1	4.5	5.25	4/5/2007	5836.96	Transducer
R-31	1011.3	MP5A	1712	10	1007.1	1017.1	4.5	5.25	4/4/2007	5837.01	Transducer
R-31	1011.3	MP5A	1712	10	1007.1	1017.1	4.5	5.25	4/3/2007	5836.92	Transducer
R-31	1011.3	MP5A	1712	10	1007.1	1017.1	4.5	5.25	4/2/2007	5836.89	Transducer
R-31	1011.3	MP5A	1712	10	1007.1	1017.1	4.5	5.25	4/1/2007	5836.87	Transducer
R-31	1011.3	MP5A	1712	10	1007.1	1017.1	4.5	5.25	3/31/2007	5836.87	Transducer
R-31	1011.3	MP5A	1712	10	1007.1	1017.1	4.5	5.25	3/30/2007	5836.94	Transducer
R-31	1011.3	MP5A	1712	10	1007.1	1017.1	4.5	5.25	3/29/2007	5836.85	Transducer
R-31	1011.3	MP5A	1712	10	1007.1	1017.1	4.5	5.25	3/28/2007	5836.75	Transducer
R-31	1011.3	MP5A	1712	10	1007.1	1017.1	4.5	5.25	3/27/2007	5836.9	Transducer
R-31	1011.3	MP5A	1712	10	1007.1	1017.1	4.5	5.25	3/26/2007	5836.96	Transducer
R-31	1011.3	MP5A	1712	10	1007.1	1017.1	4.5	5.25	3/25/2007	5837.02	Transducer
R-31	1011.3	MP5A	1712	10	1007.1	1017.1	4.5	5.25	3/24/2007	5836.89	Transducer
R-31	1011.3	MP5A	1712	10	1007.1	1017.1	4.5	5.25	3/23/2007	5836.94	Transducer
R-31	1011.3	MP5A	1712	10	1007.1	1017.1	4.5	5.25	3/22/2007	5836.97	Transducer
R-31	1011.3	MP5A	1712	10	1007.1	1017.1	4.5	5.25	3/21/2007	5836.9	Transducer
R-31	1011.3	MP5A	1712	10	1007.1	1017.1	4.5	5.25	3/20/2007	5836.96	Transducer
R-31	1011.3	MP5A	1712	10	1007.1	1017.1	4.5	5.25	3/19/2007	5836.9	Transducer
R-31	1011.3	MP5A	1712	10	1007.1	1017.1	4.5	5.25	3/18/2007	5836.9	Transducer
R-31	1011.3	MP5A	1712	10	1007.1	1017.1	4.5	5.25	3/17/2007	5836.99	Transducer
R-31	1011.3	MP5A	1712	10	1007.1	1017.1	4.5	5.25	3/16/2007	5837.02	Transducer
R-31	1011.3	MP5A	1712	10	1007.1	1017.1	4.5	5.25	3/15/2007	5836.9	Transducer
R-31	1011.3	MP5A	1712	10	1007.1	1017.1	4.5	5.25	3/14/2007	5836.92	Transducer
R-31	1011.3	MP5A	1712	10	1007.1	1017.1	4.5	5.25	3/13/2007	5836.97	Transducer
R-31	1011.3	MP5A	1712	10	1007.1	1017.1	4.5	5.25	3/12/2007	5837.04	Transducer
R-31	1011.3	MP5A	1712	10	1007.1	1017.1	4.5	5.25	3/11/2007	5836.97	Transducer
R-31	1011.3	MP5A	1712	10	1007.1	1017.1	4.5	5.25	3/10/2007	5836.97	Transducer
R-31	1011.3	MP5A	1712	10	1007.1	1017.1	4.5	5.25	3/9/2007	5836.96	Transducer
R-31	1011.3	MP5A	1712	10	1007.1	1017.1	4.5	5.25	3/8/2007	5836.99	Transducer
R-31	1011.3	MP5A	1712	10	1007.1	1017.1	4.5	5.25	3/7/2007	5836.99	Transducer
R-31	1011.3	MP5A	1712	10	1007.1	1017.1	4.5	5.25	3/6/2007	5836.99	Transducer
R-31	1011.3	MP5A	1712	10	1007.1	1017.1	4.5	5.25	3/5/2007	5837.06	Transducer
R-31	1011.3	MP5A	1712	10	1007.1	1017.1	4.5	5.25	3/4/2007	5837.02	Transducer
R-31	1011.3	MP5A	1712	10	1007.1	1017.1	4.5	5.25	3/3/2007	5836.92	Transducer
R-31	1011.3	MP5A	1712	10	1007.1	1017.1	4.5	5.25	3/2/2007	5836.84	Transducer
R-31	1011.3	MP5A	1712	10	1007.1	1017.1	4.5	5.25	3/1/2007	5836.75	Transducer
R-31	1011.3	MP5A	1712	10	1007.1	1017.1	4.5	5.25	2/28/2007	5836.77	Transducer
R-31	1011.3	MP5A	1712	10	1007.1	1017.1	4.5	5.25	2/27/2007	5836.87	Transducer
R-31	1011.3	MP5A	1712	10	1007.1	1017.1	4.5	5.25	2/26/2007	5836.84	Transducer
R-31	1011.3	MP5A	1712	10	1007.1	1017.1	4.5	5.25	2/25/2007	5836.97	Transducer
R-31	1011.3	MP5A	1712	10	1007.1	1017.1	4.5	5.25	2/24/2007	5836.84	Transducer
R-31	1011.3	MP5A	1712	10	1007.1	1017.1	4.5	5.25	2/23/2007	5836.96	Transducer
R-31	1011.3	MP5A	1712	10	1007.1	1017.1	4.5	5.25	2/22/2007	5837.08	Transducer
R-31	1011.3	MP5A	1712	10	1007.1	1017.1	4.5	5.25	2/21/2007	5837.08	Transducer
R-31	1011.3	MP5A	1712	10	1007.1	1017.1	4.5	5.25	2/20/2007	5836.94	Transducer
R-31	1011.3	MP5A	1712	10	1007.1	1017.1	4.5	5.25	2/19/2007	5836.96	Transducer
R-31	1011.3	MP5A	1712	10	1007.1	1017.1	4.5	5.25	2/18/2007	5837.13	Transducer
R-31	1011.3	MP5A	1712	10	1007.1	1017.1	4.5	5.25	2/17/2007	5837.08	Transducer
R-31	1011.3	MP5A	1712	10	1007.1	1017.1	4.5	5.25	2/16/2007	5837.09	Transducer
R-31	1011.3	MP5A	1712	10	1007.1	1017.1	4.5	5.25	2/15/2007	5837.02	Transducer
R-31	1011.3	MP5A	1712	10	1007.1	1017.1	4.5	5.25	2/14/2007	5836.99	Transducer
R-31	1011.3	MP5A	1712	10	1007.1	1017.1	4.5	5.25	2/13/2007	5837.04	Transducer
R-31	1011.3	MP5A	1712	10	1007.1	1017.1	4.5	5.25	2/12/2007	5837.01	Transducer
R-31	1011.3	MP5A	1712	10	1007.1	1017.1	4.5	5.25	2/11/2007	5837.09	Transducer
R-31	1011.3	MP5A	1712	10	1007.1	1017.1	4.5	5.25	2/10/2007	5837.16	Transducer
R-31	1011.3	MP5A	1712	10	1007.1	1017.1	4.5	5.25	2/9/2007	5837.16	Transducer
R-31	1011.3	MP5A	1712	10	1007.1	1017.1	4.5	5.25	2/8/2007	5837.16	Transducer

Ancho Canyon Water Levels

Location	Port Depth (ft)	Port Common Name	Port ID	Screened Interval (ft)	Top Depth (ft)	Bottom Depth (ft)	Inner Diam (in.)	Outer Diam (in.)	Date	Water Level (ft)	Method
R-31	1011.3	MP5A	1712	10	1007.1	1017.1	4.5	5.25	2/7/2007	5837.16	Transducer
R-31	1011.3	MP5A	1712	10	1007.1	1017.1	4.5	5.25	2/6/2007	5837.23	Transducer
R-31	1011.3	MP5A	1712	10	1007.1	1017.1	4.5	5.25	2/5/2007	5837.21	Transducer
R-31	1011.3	MP5A	1712	10	1007.1	1017.1	4.5	5.25	2/4/2007	5837.2	Transducer
R-31	1011.3	MP5A	1712	10	1007.1	1017.1	4.5	5.25	2/3/2007	5837.13	Transducer
R-31	1011.3	MP5A	1712	10	1007.1	1017.1	4.5	5.25	2/2/2007	5837.01	Transducer
R-31	1011.3	MP5A	1712	10	1007.1	1017.1	4.5	5.25	2/1/2007	5836.92	Transducer
R-31	1011.3	MP5A	1712	10	1007.1	1017.1	4.5	5.25	1/31/2007	5837.02	Transducer
R-31	1011.3	MP5A	1712	10	1007.1	1017.1	4.5	5.25	1/30/2007	5837.14	Transducer
R-31	1011.3	MP5A	1712	10	1007.1	1017.1	4.5	5.25	1/29/2007	5837.2	Transducer
R-31	1011.3	MP5A	1712	10	1007.1	1017.1	4.5	5.25	1/28/2007	5837.23	Transducer
R-31	1011.3	MP5A	1712	10	1007.1	1017.1	4.5	5.25	1/27/2007	5837.16	Transducer
R-31	1011.3	MP5A	1712	10	1007.1	1017.1	4.5	5.25	1/26/2007	5837.28	Transducer
R-31	1011.3	MP5A	1712	10	1007.1	1017.1	4.5	5.25	1/25/2007	5837.4	Transducer
R-31	1011.3	MP5A	1712	10	1007.1	1017.1	4.5	5.25	1/24/2007	5837.38	Transducer
R-31	1011.3	MP5A	1712	10	1007.1	1017.1	4.5	5.25	1/23/2007	5837.31	Transducer
R-31	1011.3	MP5A	1712	10	1007.1	1017.1	4.5	5.25	1/22/2007	5837.3	Transducer
R-31	1011.3	MP5A	1712	10	1007.1	1017.1	4.5	5.25	1/21/2007	5837.14	Transducer
R-31	1011.3	MP5A	1712	10	1007.1	1017.1	4.5	5.25	1/20/2007	5837.21	Transducer
R-31	1011.3	MP5A	1712	10	1007.1	1017.1	4.5	5.25	1/19/2007	5837.38	Transducer
R-31	1011.3	MP5A	1712	10	1007.1	1017.1	4.5	5.25	1/18/2007	5837.33	Transducer
R-31	1011.3	MP5A	1712	10	1007.1	1017.1	4.5	5.25	1/17/2007	5837.33	Transducer
R-31	1011.3	MP5A	1712	10	1007.1	1017.1	4.5	5.25	1/16/2007	5837.42	Transducer
R-31	1011.3	MP5A	1712	10	1007.1	1017.1	4.5	5.25	1/15/2007	5837.35	Transducer
R-31	1011.3	MP5A	1712	10	1007.1	1017.1	4.5	5.25	1/14/2007	5837.21	Transducer
R-31	1011.3	MP5A	1712	10	1007.1	1017.1	4.5	5.25	1/13/2007	5837.26	Transducer
R-31	1011.3	MP5A	1712	10	1007.1	1017.1	4.5	5.25	1/12/2007	5837.3	Transducer
R-31	1011.3	MP5A	1712	10	1007.1	1017.1	4.5	5.25	1/11/2007	5837.28	Transducer
R-31	1011.3	MP5A	1712	10	1007.1	1017.1	4.5	5.25	1/10/2007	5837.43	Transducer
R-31	1011.3	MP5A	1712	10	1007.1	1017.1	4.5	5.25	1/9/2007	5837.52	Transducer
R-31	1011.3	MP5A	1712	10	1007.1	1017.1	4.5	5.25	1/8/2007	5837.45	Transducer
R-31	1011.3	MP5A	1712	10	1007.1	1017.1	4.5	5.25	1/7/2007	5837.35	Transducer
R-31	1011.3	MP5A	1712	10	1007.1	1017.1	4.5	5.25	1/6/2007	5837.33	Transducer
R-31	1011.3	MP5A	1712	10	1007.1	1017.1	4.5	5.25	1/5/2007	5837.18	Transducer
R-31	1011.3	MP5A	1712	10	1007.1	1017.1	4.5	5.25	1/4/2007	5837.25	Transducer
R-31	1011.3	MP5A	1712	10	1007.1	1017.1	4.5	5.25	1/3/2007	5837.31	Transducer
R-31	1011.3	MP5A	1712	10	1007.1	1017.1	4.5	5.25	1/2/2007	5837.35	Transducer
R-31	1011.3	MP5A	1712	10	1007.1	1017.1	4.5	5.25	1/1/2007	5837.33	Transducer
R-31	1011.3	MP5A	1712	10	1007.1	1017.1	4.5	5.25	12/31/2006	5837.33	Transducer
R-31	1011.3	MP5A	1712	10	1007.1	1017.1	4.5	5.25	12/30/2006	5837.25	Transducer
R-31	1011.3	MP5A	1712	10	1007.1	1017.1	4.5	5.25	12/29/2006	5837.23	Transducer
R-31	1011.3	MP5A	1712	10	1007.1	1017.1	4.5	5.25	12/28/2006	5837.13	Transducer
R-31	1011.3	MP5A	1712	10	1007.1	1017.1	4.5	5.25	12/27/2006	5837.29	Transducer
R-31	1011.3	MP5A	1712	10	1007.1	1017.1	4.5	5.25	12/26/2006	5837.37	Transducer
R-31	1011.3	MP5A	1712	10	1007.1	1017.1	4.5	5.25	12/25/2006	5837.39	Transducer
R-31	1011.3	MP5A	1712	10	1007.1	1017.1	4.5	5.25	12/24/2006	5837.31	Transducer
R-31	1011.3	MP5A	1712	10	1007.1	1017.1	4.5	5.25	12/23/2006	5837.25	Transducer
R-31	1011.3	MP5A	1712	10	1007.1	1017.1	4.5	5.25	12/22/2006	5837.25	Transducer
R-31	1011.3	MP5A	1712	10	1007.1	1017.1	4.5	5.25	12/21/2006	5837.14	Transducer
R-31	1011.3	MP5A	1712	10	1007.1	1017.1	4.5	5.25	12/20/2006	5837.1	Transducer
R-31	1011.3	MP5A	1712	10	1007.1	1017.1	4.5	5.25	12/19/2006	5837.25	Transducer
R-31	1011.3	MP5A	1712	10	1007.1	1017.1	4.5	5.25	12/18/2006	5837.21	Transducer
R-31	1011.3	MP5A	1712	10	1007.1	1017.1	4.5	5.25	12/17/2006	5837.18	Transducer
R-31	1011.3	MP5A	1712	10	1007.1	1017.1	4.5	5.25	12/16/2006	5837.2	Transducer
R-31	1011.3	MP5A	1712	10	1007.1	1017.1	4.5	5.25	12/15/2006	5837.28	Transducer
R-31	1011.3	MP5A	1712	10	1007.1	1017.1	4.5	5.25	12/14/2006	5837.3	Transducer
R-31	1011.3	MP5A	1712	10	1007.1	1017.1	4.5	5.25	12/13/2006	5837.33	Transducer
R-31	1011.3	MP5A	1712	10	1007.1	1017.1	4.5	5.25	12/12/2006	5837.36	Transducer
R-31	1011.3	MP5A	1712	10	1007.1	1017.1	4.5	5.25	12/11/2006	5837.21	Transducer

Ancho Canyon Water Levels

Location	Port Depth (ft)	Port Common Name	Port ID	Screened Interval (ft)	Top Depth (ft)	Bottom Depth (ft)	Inner Diam (in.)	Outer Diam (in.)	Date	Water Level (ft)	Method
R-31	1011.3	MP5A	1712	10	1007.1	1017.1	4.5	5.25	12/10/2006	5837.28	Transducer
R-31	1011.3	MP5A	1712	10	1007.1	1017.1	4.5	5.25	12/9/2006	5837.3	Transducer
R-31	1011.3	MP5A	1712	10	1007.1	1017.1	4.5	5.25	12/8/2006	5837.25	Transducer
R-31	1011.3	MP5A	1712	10	1007.1	1017.1	4.5	5.25	12/7/2006	5837.46	Transducer
R-31	1011.3	MP5A	1712	10	1007.1	1017.1	4.5	5.25	12/6/2006	5837.3	Transducer
R-31	1011.3	MP5A	1712	10	1007.1	1017.1	4.5	5.25	11/27/2006	5837.2	Transducer
R-31	1011.3	MP5A	1712	10	1007.1	1017.1	4.5	5.25	11/26/2006	5837.16	Transducer
R-31	1011.3	MP5A	1712	10	1007.1	1017.1	4.5	5.25	11/25/2006	5837.21	Transducer
R-31	1011.3	MP5A	1712	10	1007.1	1017.1	4.5	5.25	11/24/2006	5837.21	Transducer
R-31	1011.3	MP5A	1712	10	1007.1	1017.1	4.5	5.25	11/23/2006	5837.23	Transducer
R-31	1011.3	MP5A	1712	10	1007.1	1017.1	4.5	5.25	11/22/2006	5837.23	Transducer
R-31	1011.3	MP5A	1712	10	1007.1	1017.1	4.5	5.25	11/21/2006	5837.26	Transducer
R-31	1011.3	MP5A	1712	10	1007.1	1017.1	4.5	5.25	11/20/2006	5837.31	Transducer
R-31	1011.3	MP5A	1712	10	1007.1	1017.1	4.5	5.25	11/19/2006	5837.23	Transducer
R-31	1011.3	MP5A	1712	10	1007.1	1017.1	4.5	5.25	11/18/2006	5837.18	Transducer
R-31	1011.3	MP5A	1712	10	1007.1	1017.1	4.5	5.25	11/17/2006	5837.13	Transducer
R-31	1011.3	MP5A	1712	10	1007.1	1017.1	4.5	5.25	11/16/2006	5837.18	Transducer
R-31	1011.3	MP5A	1712	10	1007.1	1017.1	4.5	5.25	11/15/2006	5837.13	Transducer
R-31	1011.3	MP5A	1712	10	1007.1	1017.1	4.5	5.25	11/14/2006	5837.09	Transducer
R-31	1011.3	MP5A	1712	10	1007.1	1017.1	4.5	5.25	11/13/2006	5837.18	Transducer
R-31	1011.3	MP5A	1712	10	1007.1	1017.1	4.5	5.25	11/12/2006	5837.06	Transducer
R-31	1011.3	MP5A	1712	10	1007.1	1017.1	4.5	5.25	11/11/2006	5837.26	Transducer
R-31	1011.3	MP5A	1712	10	1007.1	1017.1	4.5	5.25	11/10/2006	5837.06	Transducer
R-31	1011.3	MP5A	1712	10	1007.1	1017.1	4.5	5.25	11/9/2006	5837.01	Transducer
R-31	1011.3	MP5A	1712	10	1007.1	1017.1	4.5	5.25	11/8/2006	5837.08	Transducer
R-31	1011.3	MP5A	1712	10	1007.1	1017.1	4.5	5.25	11/7/2006	5837.13	Transducer
R-31	1011.3	MP5A	1712	10	1007.1	1017.1	4.5	5.25	11/6/2006	5837.11	Transducer
R-31	1011.3	MP5A	1712	10	1007.1	1017.1	4.5	5.25	11/5/2006	5837.08	Transducer
R-31	1011.3	MP5A	1712	10	1007.1	1017.1	4.5	5.25	11/4/2006	5837.06	Transducer
R-31	1011.3	MP5A	1712	10	1007.1	1017.1	4.5	5.25	11/3/2006	5837.11	Transducer
R-31	1011.3	MP5A	1712	10	1007.1	1017.1	4.5	5.25	11/2/2006	5837.13	Transducer
R-31	1011.3	MP5A	1712	10	1007.1	1017.1	4.5	5.25	11/1/2006	5837.06	Transducer
R-31	1011.3	MP5A	1712	10	1007.1	1017.1	4.5	5.25	10/31/2006	5837.04	Transducer
R-31	1011.3	MP5A	1712	10	1007.1	1017.1	4.5	5.25	10/30/2006	5836.96	Transducer
R-31	1011.3	MP5A	1712	10	1007.1	1017.1	4.5	5.25	10/29/2006	5837.06	Transducer
R-31	1011.3	MP5A	1712	10	1007.1	1017.1	4.5	5.25	10/28/2006	5837.14	Transducer
R-31	1011.3	MP5A	1712	10	1007.1	1017.1	4.5	5.25	10/27/2006	5837.08	Transducer
R-31	1011.3	MP5A	1712	10	1007.1	1017.1	4.5	5.25	10/26/2006	5836.94	Transducer
R-31	1011.3	MP5A	1712	10	1007.1	1017.1	4.5	5.25	10/25/2006	5836.89	Transducer
R-31	1011.3	MP5A	1712	10	1007.1	1017.1	4.5	5.25	10/24/2006	5836.93	Transducer
R-31	1011.3	MP5A	1712	10	1007.1	1017.1	4.5	5.25	10/23/2006	5836.96	Transducer
R-31	1011.3	MP5A	1712	10	1007.1	1017.1	4.5	5.25	10/22/2006	5836.97	Transducer
R-31	1011.3	MP5A	1712	10	1007.1	1017.1	4.5	5.25	10/21/2006	5836.82	Transducer
R-31	1011.3	MP5A	1712	10	1007.1	1017.1	4.5	5.25	10/20/2006	5836.84	Transducer
R-31	1011.3	MP5A	1712	10	1007.1	1017.1	4.5	5.25	10/19/2006	5836.89	Transducer
R-31	1011.3	MP5A	1712	10	1007.1	1017.1	4.5	5.25	10/18/2006	5836.8	Transducer
R-31	1011.3	MP5A	1712	10	1007.1	1017.1	4.5	5.25	10/17/2006	5836.7	Transducer
R-31	1011.3	MP5A	1712	10	1007.1	1017.1	4.5	5.25	10/16/2006	5836.72	Transducer
R-31	1011.3	MP5A	1712	10	1007.1	1017.1	4.5	5.25	10/15/2006	5836.75	Transducer
R-31	1011.3	MP5A	1712	10	1007.1	1017.1	4.5	5.25	10/14/2006	5836.82	Transducer
R-31	1011.3	MP5A	1712	10	1007.1	1017.1	4.5	5.25	10/13/2006	5836.8	Transducer
R-31	1011.3	MP5A	1712	10	1007.1	1017.1	4.5	5.25	10/12/2006	5836.79	Transducer
R-31	1011.3	MP5A	1712	10	1007.1	1017.1	4.5	5.25	10/11/2006	5836.82	Transducer
R-31	1011.3	MP5A	1712	10	1007.1	1017.1	4.5	5.25	10/10/2006	5836.77	Transducer
R-31	1011.3	MP5A	1712	10	1007.1	1017.1	4.5	5.25	10/9/2006	5836.74	Transducer
R-31	1011.3	MP5A	1712	10	1007.1	1017.1	4.5	5.25	10/8/2006	5836.72	Transducer
R-31	1011.3	MP5A	1712	10	1007.1	1017.1	4.5	5.25	10/7/2006	5836.71	Transducer
R-31	1011.3	MP5A	1712	10	1007.1	1017.1	4.5	5.25	10/6/2006	5836.73	Transducer
R-31	1011.3	MP5A	1712	10	1007.1	1017.1	4.5	5.25	10/5/2006	5836.77	Transducer

Ancho Canyon Water Levels

Location	Port Depth (ft)	Port Common Name	Port ID	Screened Interval (ft)	Top Depth (ft)	Bottom Depth (ft)	Inner Diam (in.)	Outer Diam (in.)	Date	Water Level (ft)	Method
R-31	1011.3	MP5A	1712	10	1007.1	1017.1	4.5	5.25	10/4/2006	5836.74	Transducer
R-31	1011.3	MP5A	1712	10	1007.1	1017.1	4.5	5.25	10/3/2006	5836.71	Transducer
R-31	1011.3	MP5A	1712	10	1007.1	1017.1	4.5	5.25	10/2/2006	5836.68	Transducer
R-31	1011.3	MP5A	1712	10	1007.1	1017.1	4.5	5.25	10/1/2006	5836.65	Transducer
R-31	1011.3	MP5A	1712	10	1007.1	1017.1	4.5	5.25	9/30/2006	5836.64	Transducer
R-31	1011.3	MP5A	1712	10	1007.1	1017.1	4.5	5.25	9/29/2006	5836.63	Transducer
R-31	1011.3	MP5A	1712	10	1007.1	1017.1	4.5	5.25	9/28/2006	5836.64	Transducer
R-31	1011.3	MP5A	1712	10	1007.1	1017.1	4.5	5.25	9/27/2006	5836.62	Transducer
R-31	1011.3	MP5A	1712	10	1007.1	1017.1	4.5	5.25	9/26/2006	5836.61	Transducer
R-31	1011.3	MP5A	1712	10	1007.1	1017.1	4.5	5.25	9/25/2006	5836.64	Transducer
Test Well DT-10	1080	Single	1811	329.6	1078.4	1408	8	8.5	11/10/2007	5918.84	Transducer
Test Well DT-10	1080	Single	1811	329.6	1078.4	1408	8	8.5	11/9/2007	5918.79	Transducer
Test Well DT-10	1080	Single	1811	329.6	1078.4	1408	8	8.5	11/8/2007	5918.78	Transducer
Test Well DT-10	1080	Single	1811	329.6	1078.4	1408	8	8.5	11/7/2007	5918.74	Transducer
Test Well DT-10	1080	Single	1811	329.6	1078.4	1408	8	8.5	11/6/2007	5918.71	Transducer
Test Well DT-10	1080	Single	1811	329.6	1078.4	1408	8	8.5	11/5/2007	5918.78	Transducer
Test Well DT-10	1080	Single	1811	329.6	1078.4	1408	8	8.5	11/4/2007	5918.7	Transducer
Test Well DT-10	1080	Single	1811	329.6	1078.4	1408	8	8.5	11/3/2007	5918.68	Transducer
Test Well DT-10	1080	Single	1811	329.6	1078.4	1408	8	8.5	11/2/2007	5918.82	Transducer
Test Well DT-10	1080	Single	1811	329.6	1078.4	1408	8	8.5	11/1/2007	5918.72	Transducer
Test Well DT-10	1080	Single	1811	329.6	1078.4	1408	8	8.5	10/31/2007	5918.86	Transducer
Test Well DT-10	1080	Single	1811	329.6	1078.4	1408	8	8.5	10/30/2007	5918.79	Transducer
Test Well DT-10	1080	Single	1811	329.6	1078.4	1408	8	8.5	10/29/2007	5918.68	Transducer
Test Well DT-10	1080	Single	1811	329.6	1078.4	1408	8	8.5	10/28/2007	5918.62	Transducer
Test Well DT-10	1080	Single	1811	329.6	1078.4	1408	8	8.5	10/27/2007	5918.74	Transducer
Test Well DT-10	1080	Single	1811	329.6	1078.4	1408	8	8.5	10/26/2007	5918.89	Transducer
Test Well DT-10	1080	Single	1811	329.6	1078.4	1408	8	8.5	10/25/2007	5918.75	Transducer
Test Well DT-10	1080	Single	1811	329.6	1078.4	1408	8	8.5	10/24/2007	5918.59	Transducer
Test Well DT-10	1080	Single	1811	329.6	1078.4	1408	8	8.5	10/23/2007	5918.6	Transducer
Test Well DT-10	1080	Single	1811	329.6	1078.4	1408	8	8.5	10/22/2007	5918.57	Transducer
Test Well DT-10	1080	Single	1811	329.6	1078.4	1408	8	8.5	10/21/2007	5918.93	Transducer
Test Well DT-10	1080	Single	1811	329.6	1078.4	1408	8	8.5	10/20/2007	5918.75	Transducer
Test Well DT-10	1080	Single	1811	329.6	1078.4	1408	8	8.5	10/19/2007	5918.66	Transducer
Test Well DT-10	1080	Single	1811	329.6	1078.4	1408	8	8.5	10/18/2007	5918.88	Transducer
Test Well DT-10	1080	Single	1811	329.6	1078.4	1408	8	8.5	10/17/2007	5918.94	Transducer
Test Well DT-10	1080	Single	1811	329.6	1078.4	1408	8	8.5	10/16/2007	5918.83	Transducer
Test Well DT-10	1080	Single	1811	329.6	1078.4	1408	8	8.5	10/15/2007	5918.8	Transducer
Test Well DT-10	1080	Single	1811	329.6	1078.4	1408	8	8.5	10/14/2007	5918.9	Transducer
Test Well DT-10	1080	Single	1811	329.6	1078.4	1408	8	8.5	10/13/2007	5918.94	Transducer
Test Well DT-10	1080	Single	1811	329.6	1078.4	1408	8	8.5	10/12/2007	5918.87	Transducer
Test Well DT-10	1080	Single	1811	329.6	1078.4	1408	8	8.5	10/11/2007	5918.81	Transducer
Test Well DT-10	1080	Single	1811	329.6	1078.4	1408	8	8.5	10/10/2007	5918.72	Transducer
Test Well DT-10	1080	Single	1811	329.6	1078.4	1408	8	8.5	10/9/2007	5918.62	Transducer
Test Well DT-10	1080	Single	1811	329.6	1078.4	1408	8	8.5	10/8/2007	5918.69	Transducer
Test Well DT-10	1080	Single	1811	329.6	1078.4	1408	8	8.5	10/7/2007	5918.8	Transducer
Test Well DT-10	1080	Single	1811	329.6	1078.4	1408	8	8.5	10/6/2007	5918.86	Transducer
Test Well DT-10	1080	Single	1811	329.6	1078.4	1408	8	8.5	10/5/2007	5918.85	Transducer
Test Well DT-10	1080	Single	1811	329.6	1078.4	1408	8	8.5	10/4/2007	5918.86	Transducer
Test Well DT-10	1080	Single	1811	329.6	1078.4	1408	8	8.5	10/3/2007	5918.77	Transducer
Test Well DT-10	1080	Single	1811	329.6	1078.4	1408	8	8.5	10/2/2007	5918.79	Transducer
Test Well DT-10	1080	Single	1811	329.6	1078.4	1408	8	8.5	10/1/2007	5918.64	Transducer
Test Well DT-10	1080	Single	1811	329.6	1078.4	1408	8	8.5	9/30/2007	5918.81	Transducer
Test Well DT-10	1080	Single	1811	329.6	1078.4	1408	8	8.5	9/29/2007	5918.87	Transducer
Test Well DT-10	1080	Single	1811	329.6	1078.4	1408	8	8.5	9/28/2007	5918.75	Transducer
Test Well DT-10	1080	Single	1811	329.6	1078.4	1408	8	8.5	9/27/2007	5918.74	Transducer
Test Well DT-10	1080	Single	1811	329.6	1078.4	1408	8	8.5	9/26/2007	5918.73	Transducer
Test Well DT-10	1080	Single	1811	329.6	1078.4	1408	8	8.5	9/25/2007	5918.73	Transducer
Test Well DT-10	1080	Single	1811	329.6	1078.4	1408	8	8.5	9/24/2007	5918.84	Transducer
Test Well DT-10	1080	Single	1811	329.6	1078.4	1408	8	8.5	9/23/2007	5918.82	Transducer

Ancho Canyon Water Levels

Location	Port Depth (ft)	Port Common Name	Port ID	Screened Interval (ft)	Top Depth (ft)	Bottom Depth (ft)	Inner Diam (in.)	Outer Diam (in.)	Date	Water Level (ft)	Method
Test Well DT-10	1080	Single	1811	329.6	1078.4	1408	8	8.5	9/22/2007	5918.75	Transducer
Test Well DT-10	1080	Single	1811	329.6	1078.4	1408	8	8.5	9/21/2007	5918.8	Transducer
Test Well DT-10	1080	Single	1811	329.6	1078.4	1408	8	8.5	9/20/2007	5918.78	Transducer
Test Well DT-10	1080	Single	1811	329.6	1078.4	1408	8	8.5	9/19/2007	5918.77	Transducer
Test Well DT-10	1080	Single	1811	329.6	1078.4	1408	8	8.5	9/18/2007	5918.83	Transducer
Test Well DT-10	1080	Single	1811	329.6	1078.4	1408	8	8.5	9/17/2007	5918.86	Transducer
Test Well DT-10	1080	Single	1811	329.6	1078.4	1408	8	8.5	9/16/2007	5918.75	Transducer
Test Well DT-10	1080	Single	1811	329.6	1078.4	1408	8	8.5	9/15/2007	5918.73	Transducer
Test Well DT-10	1080	Single	1811	329.6	1078.4	1408	8	8.5	9/14/2007	5918.78	Transducer
Test Well DT-10	1080	Single	1811	329.6	1078.4	1408	8	8.5	9/13/2007	5918.81	Transducer
Test Well DT-10	1080	Single	1811	329.6	1078.4	1408	8	8.5	9/12/2007	5918.77	Transducer
Test Well DT-10	1080	Single	1811	329.6	1078.4	1408	8	8.5	9/11/2007	5918.67	Transducer
Test Well DT-10	1080	Single	1811	329.6	1078.4	1408	8	8.5	9/10/2007	5918.75	Transducer
Test Well DT-10	1080	Single	1811	329.6	1078.4	1408	8	8.5	9/9/2007	5918.76	Transducer
Test Well DT-10	1080	Single	1811	329.6	1078.4	1408	8	8.5	9/8/2007	5918.74	Transducer
Test Well DT-10	1080	Single	1811	329.6	1078.4	1408	8	8.5	9/7/2007	5918.78	Transducer
Test Well DT-10	1080	Single	1811	329.6	1078.4	1408	8	8.5	9/6/2007	5918.87	Transducer
Test Well DT-10	1080	Single	1811	329.6	1078.4	1408	8	8.5	9/5/2007	5918.9	Transducer
Test Well DT-10	1080	Single	1811	329.6	1078.4	1408	8	8.5	9/4/2007	5918.82	Transducer
Test Well DT-10	1080	Single	1811	329.6	1078.4	1408	8	8.5	9/3/2007	5918.75	Transducer
Test Well DT-10	1080	Single	1811	329.6	1078.4	1408	8	8.5	9/2/2007	5918.74	Transducer
Test Well DT-10	1080	Single	1811	329.6	1078.4	1408	8	8.5	9/1/2007	5918.77	Transducer
Test Well DT-10	1080	Single	1811	329.6	1078.4	1408	8	8.5	8/31/2007	5918.73	Transducer
Test Well DT-10	1080	Single	1811	329.6	1078.4	1408	8	8.5	8/30/2007	5918.67	Transducer
Test Well DT-10	1080	Single	1811	329.6	1078.4	1408	8	8.5	8/29/2007	5918.74	Transducer
Test Well DT-10	1080	Single	1811	329.6	1078.4	1408	8	8.5	8/28/2007	5918.77	Transducer
Test Well DT-10	1080	Single	1811	329.6	1078.4	1408	8	8.5	8/27/2007	5918.76	Transducer
Test Well DT-10	1080	Single	1811	329.6	1078.4	1408	8	8.5	8/26/2007	5918.74	Transducer
Test Well DT-10	1080	Single	1811	329.6	1078.4	1408	8	8.5	8/25/2007	5918.75	Transducer
Test Well DT-10	1080	Single	1811	329.6	1078.4	1408	8	8.5	8/24/2007	5918.81	Transducer
Test Well DT-10	1080	Single	1811	329.6	1078.4	1408	8	8.5	8/23/2007	5918.82	Transducer
Test Well DT-10	1080	Single	1811	329.6	1078.4	1408	8	8.5	8/22/2007	5918.81	Transducer
Test Well DT-10	1080	Single	1811	329.6	1078.4	1408	8	8.5	8/21/2007	5918.79	Transducer
Test Well DT-10	1080	Single	1811	329.6	1078.4	1408	8	8.5	8/20/2007	5918.81	Transducer
Test Well DT-10	1080	Single	1811	329.6	1078.4	1408	8	8.5	8/19/2007	5918.83	Transducer
Test Well DT-10	1080	Single	1811	329.6	1078.4	1408	8	8.5	8/18/2007	5918.79	Transducer
Test Well DT-10	1080	Single	1811	329.6	1078.4	1408	8	8.5	8/17/2007	5918.77	Transducer
Test Well DT-10	1080	Single	1811	329.6	1078.4	1408	8	8.5	8/16/2007	5918.81	Transducer
Test Well DT-10	1080	Single	1811	329.6	1078.4	1408	8	8.5	8/15/2007	5918.81	Transducer
Test Well DT-10	1080	Single	1811	329.6	1078.4	1408	8	8.5	8/14/2007	5918.76	Transducer
Test Well DT-10	1080	Single	1811	329.6	1078.4	1408	8	8.5	8/13/2007	5918.71	Transducer
Test Well DT-10	1080	Single	1811	329.6	1078.4	1408	8	8.5	8/12/2007	5918.74	Transducer
Test Well DT-10	1080	Single	1811	329.6	1078.4	1408	8	8.5	8/11/2007	5918.78	Transducer
Test Well DT-10	1080	Single	1811	329.6	1078.4	1408	8	8.5	8/10/2007	5918.72	Transducer
Test Well DT-10	1080	Single	1811	329.6	1078.4	1408	8	8.5	8/9/2007	5918.77	Transducer
Test Well DT-10	1080	Single	1811	329.6	1078.4	1408	8	8.5	8/8/2007	5918.8	Transducer
Test Well DT-10	1080	Single	1811	329.6	1078.4	1408	8	8.5	8/7/2007	5918.82	Transducer
Test Well DT-10	1080	Single	1811	329.6	1078.4	1408	8	8.5	8/6/2007	5918.82	Transducer
Test Well DT-10	1080	Single	1811	329.6	1078.4	1408	8	8.5	8/5/2007	5918.8	Transducer
Test Well DT-10	1080	Single	1811	329.6	1078.4	1408	8	8.5	8/4/2007	5918.77	Transducer
Test Well DT-10	1080	Single	1811	329.6	1078.4	1408	8	8.5	8/3/2007	5918.74	Transducer
Test Well DT-10	1080	Single	1811	329.6	1078.4	1408	8	8.5	8/2/2007	5918.78	Transducer
Test Well DT-10	1080	Single	1811	329.6	1078.4	1408	8	8.5	8/1/2007	5918.79	Transducer
Test Well DT-10	1080	Single	1811	329.6	1078.4	1408	8	8.5	7/31/2007	5918.78	Transducer
Test Well DT-10	1080	Single	1811	329.6	1078.4	1408	8	8.5	7/30/2007	5918.79	Transducer
Test Well DT-10	1080	Single	1811	329.6	1078.4	1408	8	8.5	7/29/2007	5918.81	Transducer
Test Well DT-10	1080	Single	1811	329.6	1078.4	1408	8	8.5	7/28/2007	5918.8	Transducer
Test Well DT-10	1080	Single	1811	329.6	1078.4	1408	8	8.5	7/27/2007	5918.76	Transducer
Test Well DT-10	1080	Single	1811	329.6	1078.4	1408	8	8.5	7/26/2007	5918.84	Transducer

Ancho Canyon Water Levels

Location	Port Depth (ft)	Port Common Name	Port ID	Screened Interval (ft)	Top Depth (ft)	Bottom Depth (ft)	Inner Diam (in.)	Outer Diam (in.)	Date	Water Level (ft)	Method
Test Well DT-10	1080	Single	1811	329.6	1078.4	1408	8	8.5	7/25/2007	5918.82	Transducer
Test Well DT-10	1080	Single	1811	329.6	1078.4	1408	8	8.5	7/24/2007	5918.81	Transducer
Test Well DT-10	1080	Single	1811	329.6	1078.4	1408	8	8.5	7/23/2007	5918.75	Transducer
Test Well DT-10	1080	Single	1811	329.6	1078.4	1408	8	8.5	7/22/2007	5918.76	Transducer
Test Well DT-10	1080	Single	1811	329.6	1078.4	1408	8	8.5	7/21/2007	5918.76	Transducer
Test Well DT-10	1080	Single	1811	329.6	1078.4	1408	8	8.5	7/20/2007	5918.78	Transducer
Test Well DT-10	1080	Single	1811	329.6	1078.4	1408	8	8.5	7/19/2007	5918.8	Transducer
Test Well DT-10	1080	Single	1811	329.6	1078.4	1408	8	8.5	7/18/2007	5918.8	Transducer
Test Well DT-10	1080	Single	1811	329.6	1078.4	1408	8	8.5	7/17/2007	5918.82	Transducer
Test Well DT-10	1080	Single	1811	329.6	1078.4	1408	8	8.5	7/16/2007	5918.81	Transducer
Test Well DT-10	1080	Single	1811	329.6	1078.4	1408	8	8.5	7/15/2007	5918.79	Transducer
Test Well DT-10	1080	Single	1811	329.6	1078.4	1408	8	8.5	7/14/2007	5918.77	Transducer
Test Well DT-10	1080	Single	1811	329.6	1078.4	1408	8	8.5	7/13/2007	5918.78	Transducer
Test Well DT-10	1080	Single	1811	329.6	1078.4	1408	8	8.5	7/12/2007	5918.72	Transducer
Test Well DT-10	1080	Single	1811	329.6	1078.4	1408	8	8.5	7/11/2007	5918.72	Transducer
Test Well DT-10	1080	Single	1811	329.6	1078.4	1408	8	8.5	7/10/2007	5918.81	Transducer
Test Well DT-10	1080	Single	1811	329.6	1078.4	1408	8	8.5	7/9/2007	5918.87	Transducer
Test Well DT-10	1080	Single	1811	329.6	1078.4	1408	8	8.5	7/8/2007	5918.89	Transducer
Test Well DT-10	1080	Single	1811	329.6	1078.4	1408	8	8.5	7/7/2007	5918.79	Transducer
Test Well DT-10	1080	Single	1811	329.6	1078.4	1408	8	8.5	7/6/2007	5918.72	Transducer
Test Well DT-10	1080	Single	1811	329.6	1078.4	1408	8	8.5	7/5/2007	5918.74	Transducer
Test Well DT-10	1080	Single	1811	329.6	1078.4	1408	8	8.5	7/4/2007	5918.79	Transducer
Test Well DT-10	1080	Single	1811	329.6	1078.4	1408	8	8.5	7/3/2007	5918.77	Transducer
Test Well DT-10	1080	Single	1811	329.6	1078.4	1408	8	8.5	7/2/2007	5918.78	Manual
Test Well DT-10	1080	Single	1811	329.6	1078.4	1408	8	8.5	7/2/2007	5918.78	Transducer
Test Well DT-10	1080	Single	1811	329.6	1078.4	1408	8	8.5	7/1/2007	5918.85	Transducer
Test Well DT-10	1080	Single	1811	329.6	1078.4	1408	8	8.5	6/30/2007	5918.86	Transducer
Test Well DT-10	1080	Single	1811	329.6	1078.4	1408	8	8.5	6/29/2007	5918.78	Transducer
Test Well DT-10	1080	Single	1811	329.6	1078.4	1408	8	8.5	6/28/2007	5918.76	Transducer
Test Well DT-10	1080	Single	1811	329.6	1078.4	1408	8	8.5	6/27/2007	5918.75	Transducer
Test Well DT-10	1080	Single	1811	329.6	1078.4	1408	8	8.5	6/26/2007	5918.82	Transducer
Test Well DT-10	1080	Single	1811	329.6	1078.4	1408	8	8.5	6/25/2007	5918.86	Transducer
Test Well DT-10	1080	Single	1811	329.6	1078.4	1408	8	8.5	6/24/2007	5918.87	Transducer
Test Well DT-10	1080	Single	1811	329.6	1078.4	1408	8	8.5	6/23/2007	5918.85	Transducer
Test Well DT-10	1080	Single	1811	329.6	1078.4	1408	8	8.5	6/22/2007	5918.84	Transducer
Test Well DT-10	1080	Single	1811	329.6	1078.4	1408	8	8.5	6/21/2007	5918.76	Transducer
Test Well DT-10	1080	Single	1811	329.6	1078.4	1408	8	8.5	6/20/2007	5918.74	Transducer
Test Well DT-10	1080	Single	1811	329.6	1078.4	1408	8	8.5	6/19/2007	5918.81	Transducer
Test Well DT-10	1080	Single	1811	329.6	1078.4	1408	8	8.5	6/18/2007	5918.92	Transducer
Test Well DT-10	1080	Single	1811	329.6	1078.4	1408	8	8.5	6/17/2007	5918.8	Transducer
Test Well DT-10	1080	Single	1811	329.6	1078.4	1408	8	8.5	6/16/2007	5918.84	Transducer
Test Well DT-10	1080	Single	1811	329.6	1078.4	1408	8	8.5	6/15/2007	5918.92	Transducer
Test Well DT-10	1080	Single	1811	329.6	1078.4	1408	8	8.5	6/14/2007	5918.82	Transducer
Test Well DT-10	1080	Single	1811	329.6	1078.4	1408	8	8.5	6/13/2007	5918.84	Transducer
Test Well DT-10	1080	Single	1811	329.6	1078.4	1408	8	8.5	6/12/2007	5918.88	Transducer
Test Well DT-10	1080	Single	1811	329.6	1078.4	1408	8	8.5	6/11/2007	5918.89	Transducer
Test Well DT-10	1080	Single	1811	329.6	1078.4	1408	8	8.5	6/10/2007	5918.81	Transducer
Test Well DT-10	1080	Single	1811	329.6	1078.4	1408	8	8.5	6/9/2007	5918.78	Transducer
Test Well DT-10	1080	Single	1811	329.6	1078.4	1408	8	8.5	6/8/2007	5918.81	Transducer
Test Well DT-10	1080	Single	1811	329.6	1078.4	1408	8	8.5	6/7/2007	5919.02	Transducer
Test Well DT-10	1080	Single	1811	329.6	1078.4	1408	8	8.5	6/6/2007	5919.02	Transducer
Test Well DT-10	1080	Single	1811	329.6	1078.4	1408	8	8.5	6/5/2007	5918.84	Transducer
Test Well DT-10	1080	Single	1811	329.6	1078.4	1408	8	8.5	6/4/2007	5918.8	Transducer
Test Well DT-10	1080	Single	1811	329.6	1078.4	1408	8	8.5	6/3/2007	5918.84	Transducer
Test Well DT-10	1080	Single	1811	329.6	1078.4	1408	8	8.5	6/2/2007	5918.86	Transducer
Test Well DT-10	1080	Single	1811	329.6	1078.4	1408	8	8.5	6/1/2007	5918.95	Transducer
Test Well DT-10	1080	Single	1811	329.6	1078.4	1408	8	8.5	5/31/2007	5918.85	Transducer
Test Well DT-10	1080	Single	1811	329.6	1078.4	1408	8	8.5	5/30/2007	5918.9	Transducer
Test Well DT-10	1080	Single	1811	329.6	1078.4	1408	8	8.5	5/29/2007	5918.93	Transducer

Ancho Canyon Water Levels

Location	Port Depth (ft)	Port Common Name	Port ID	Screened Interval (ft)	Top Depth (ft)	Bottom Depth (ft)	Inner Diam (in.)	Outer Diam (in.)	Date	Water Level (ft)	Method
Test Well DT-10	1080	Single	1811	329.6	1078.4	1408	8	8.5	5/28/2007	5918.86	Transducer
Test Well DT-10	1080	Single	1811	329.6	1078.4	1408	8	8.5	5/27/2007	5918.86	Transducer
Test Well DT-10	1080	Single	1811	329.6	1078.4	1408	8	8.5	5/26/2007	5918.84	Transducer
Test Well DT-10	1080	Single	1811	329.6	1078.4	1408	8	8.5	5/25/2007	5918.78	Transducer
Test Well DT-10	1080	Single	1811	329.6	1078.4	1408	8	8.5	5/24/2007	5918.83	Transducer
Test Well DT-10	1080	Single	1811	329.6	1078.4	1408	8	8.5	5/23/2007	5918.94	Transducer
Test Well DT-10	1080	Single	1811	329.6	1078.4	1408	8	8.5	5/22/2007	5919.03	Transducer
Test Well DT-10	1080	Single	1811	329.6	1078.4	1408	8	8.5	5/21/2007	5918.97	Transducer
Test Well DT-10	1080	Single	1811	329.6	1078.4	1408	8	8.5	5/20/2007	5918.9	Transducer
Test Well DT-10	1080	Single	1811	329.6	1078.4	1408	8	8.5	5/19/2007	5918.91	Transducer
Test Well DT-10	1080	Single	1811	329.6	1078.4	1408	8	8.5	5/18/2007	5918.87	Transducer
Test Well DT-10	1080	Single	1811	329.6	1078.4	1408	8	8.5	5/17/2007	5918.88	Transducer
Test Well DT-10	1080	Single	1811	329.6	1078.4	1408	8	8.5	5/16/2007	5918.79	Transducer
Test Well DT-10	1080	Single	1811	329.6	1078.4	1408	8	8.5	5/15/2007	5918.87	Transducer
Test Well DT-10	1080	Single	1811	329.6	1078.4	1408	8	8.5	5/14/2007	5918.88	Transducer
Test Well DT-10	1080	Single	1811	329.6	1078.4	1408	8	8.5	5/13/2007	5918.86	Transducer
Test Well DT-10	1080	Single	1811	329.6	1078.4	1408	8	8.5	5/12/2007	5918.81	Transducer
Test Well DT-10	1080	Single	1811	329.6	1078.4	1408	8	8.5	5/11/2007	5918.77	Transducer
Test Well DT-10	1080	Single	1811	329.6	1078.4	1408	8	8.5	5/10/2007	5918.86	Transducer
Test Well DT-10	1080	Single	1811	329.6	1078.4	1408	8	8.5	5/9/2007	5918.86	Transducer
Test Well DT-10	1080	Single	1811	329.6	1078.4	1408	8	8.5	5/8/2007	5918.74	Transducer
Test Well DT-10	1080	Single	1811	329.6	1078.4	1408	8	8.5	5/7/2007	5918.76	Transducer
Test Well DT-10	1080	Single	1811	329.6	1078.4	1408	8	8.5	5/6/2007	5918.96	Transducer
Test Well DT-10	1080	Single	1811	329.6	1078.4	1408	8	8.5	5/5/2007	5919.11	Transducer
Test Well DT-10	1080	Single	1811	329.6	1078.4	1408	8	8.5	5/4/2007	5919.02	Transducer
Test Well DT-10	1080	Single	1811	329.6	1078.4	1408	8	8.5	5/3/2007	5918.97	Transducer
Test Well DT-10	1080	Single	1811	329.6	1078.4	1408	8	8.5	5/2/2007	5918.92	Transducer
Test Well DT-10	1080	Single	1811	329.6	1078.4	1408	8	8.5	5/1/2007	5918.91	Transducer
Test Well DT-10	1080	Single	1811	329.6	1078.4	1408	8	8.5	4/30/2007	5918.93	Transducer
Test Well DT-10	1080	Single	1811	329.6	1078.4	1408	8	8.5	4/29/2007	5918.82	Transducer
Test Well DT-10	1080	Single	1811	329.6	1078.4	1408	8	8.5	4/28/2007	5918.72	Transducer
Test Well DT-10	1080	Single	1811	329.6	1078.4	1408	8	8.5	4/27/2007	5918.86	Transducer
Test Well DT-10	1080	Single	1811	329.6	1078.4	1408	8	8.5	4/26/2007	5918.83	Transducer
Test Well DT-10	1080	Single	1811	329.6	1078.4	1408	8	8.5	4/25/2007	5918.84	Transducer
Test Well DT-10	1080	Single	1811	329.6	1078.4	1408	8	8.5	4/24/2007	5918.93	Transducer
Test Well DT-10	1080	Single	1811	329.6	1078.4	1408	8	8.5	4/23/2007	5918.9	Transducer
Test Well DT-10	1080	Single	1811	329.6	1078.4	1408	8	8.5	4/22/2007	5918.89	Transducer
Test Well DT-10	1080	Single	1811	329.6	1078.4	1408	8	8.5	4/21/2007	5918.95	Transducer
Test Well DT-10	1080	Single	1811	329.6	1078.4	1408	8	8.5	4/20/2007	5918.93	Transducer
Test Well DT-10	1080	Single	1811	329.6	1078.4	1408	8	8.5	4/19/2007	5919.05	Transducer
Test Well DT-10	1080	Single	1811	329.6	1078.4	1408	8	8.5	4/18/2007	5918.89	Transducer
Test Well DT-10	1080	Single	1811	329.6	1078.4	1408	8	8.5	4/17/2007	5918.93	Transducer
Test Well DT-10	1080	Single	1811	329.6	1078.4	1408	8	8.5	4/16/2007	5918.94	Transducer
Test Well DT-10	1080	Single	1811	329.6	1078.4	1408	8	8.5	4/15/2007	5918.82	Transducer
Test Well DT-10	1080	Single	1811	329.6	1078.4	1408	8	8.5	4/14/2007	5918.78	Transducer
Test Well DT-10	1080	Single	1811	329.6	1078.4	1408	8	8.5	4/13/2007	5919.02	Transducer
Test Well DT-10	1080	Single	1811	329.6	1078.4	1408	8	8.5	4/12/2007	5918.95	Transducer
Test Well DT-10	1080	Single	1811	329.6	1078.4	1408	8	8.5	4/11/2007	5918.96	Transducer
Test Well DT-10	1080	Single	1811	329.6	1078.4	1408	8	8.5	4/10/2007	5919.04	Transducer
Test Well DT-10	1080	Single	1811	329.6	1078.4	1408	8	8.5	4/9/2007	5919.06	Transducer
Test Well DT-10	1080	Single	1811	329.6	1078.4	1408	8	8.5	4/8/2007	5919.02	Transducer
Test Well DT-10	1080	Single	1811	329.6	1078.4	1408	8	8.5	4/7/2007	5918.93	Transducer
Test Well DT-10	1080	Single	1811	329.6	1078.4	1408	8	8.5	4/6/2007	5918.88	Transducer
Test Well DT-10	1080	Single	1811	329.6	1078.4	1408	8	8.5	4/5/2007	5918.89	Transducer
Test Well DT-10	1080	Single	1811	329.6	1078.4	1408	8	8.5	4/4/2007	5918.79	Transducer
Test Well DT-10	1080	Single	1811	329.6	1078.4	1408	8	8.5	4/3/2007	5918.86	Transducer
Test Well DT-10	1080	Single	1811	329.6	1078.4	1408	8	8.5	4/2/2007	5918.93	Transducer
Test Well DT-10	1080	Single	1811	329.6	1078.4	1408	8	8.5	4/1/2007	5918.93	Transducer
Test Well DT-10	1080	Single	1811	329.6	1078.4	1408	8	8.5	3/31/2007	5918.94	Transducer

Ancho Canyon Water Levels

Location	Port Depth (ft)	Port Common Name	Port ID	Screened Interval (ft)	Top Depth (ft)	Bottom Depth (ft)	Inner Diam (in.)	Outer Diam (in.)	Date	Water Level (ft)	Method
Test Well DT-10	1080	Single	1811	329.6	1078.4	1408	8	8.5	3/30/2007	5918.88	Transducer
Test Well DT-10	1080	Single	1811	329.6	1078.4	1408	8	8.5	3/29/2007	5919.02	Transducer
Test Well DT-10	1080	Single	1811	329.6	1078.4	1408	8	8.5	3/28/2007	5919.2	Transducer
Test Well DT-10	1080	Single	1811	329.6	1078.4	1408	8	8.5	3/27/2007	5918.91	Transducer
Test Well DT-10	1080	Single	1811	329.6	1078.4	1408	8	8.5	3/26/2007	5918.89	Transducer
Test Well DT-10	1080	Single	1811	329.6	1078.4	1408	8	8.5	3/25/2007	5918.89	Transducer
Test Well DT-10	1080	Single	1811	329.6	1078.4	1408	8	8.5	3/24/2007	5918.95	Transducer
Test Well DT-10	1080	Single	1811	329.6	1078.4	1408	8	8.5	3/23/2007	5918.9	Transducer
Test Well DT-10	1080	Single	1811	329.6	1078.4	1408	8	8.5	3/22/2007	5918.87	Transducer
Test Well DT-10	1080	Single	1811	329.6	1078.4	1408	8	8.5	3/21/2007	5918.87	Transducer
Test Well DT-10	1080	Single	1811	329.6	1078.4	1408	8	8.5	3/20/2007	5918.87	Transducer
Test Well DT-10	1080	Single	1811	329.6	1078.4	1408	8	8.5	3/19/2007	5918.9	Transducer
Test Well DT-10	1080	Single	1811	329.6	1078.4	1408	8	8.5	3/18/2007	5918.84	Transducer
Test Well DT-10	1080	Single	1811	329.6	1078.4	1408	8	8.5	3/17/2007	5918.78	Transducer
Test Well DT-10	1080	Single	1811	329.6	1078.4	1408	8	8.5	3/16/2007	5918.8	Transducer
Test Well DT-10	1080	Single	1811	329.6	1078.4	1408	8	8.5	3/15/2007	5918.88	Transducer
Test Well DT-10	1080	Single	1811	329.6	1078.4	1408	8	8.5	3/14/2007	5918.89	Transducer
Test Well DT-10	1080	Single	1811	329.6	1078.4	1408	8	8.5	3/13/2007	5918.83	Transducer
Test Well DT-10	1080	Single	1811	329.6	1078.4	1408	8	8.5	3/12/2007	5918.79	Transducer
Test Well DT-10	1080	Single	1811	329.6	1078.4	1408	8	8.5	3/11/2007	5918.83	Transducer
Test Well DT-10	1080	Single	1811	329.6	1078.4	1408	8	8.5	3/10/2007	5918.86	Transducer
Test Well DT-10	1080	Single	1811	329.6	1078.4	1408	8	8.5	3/9/2007	5918.84	Transducer
Test Well DT-10	1080	Single	1811	329.6	1078.4	1408	8	8.5	3/8/2007	5918.83	Transducer
Test Well DT-10	1080	Single	1811	329.6	1078.4	1408	8	8.5	3/7/2007	5918.77	Transducer
Test Well DT-10	1080	Single	1811	329.6	1078.4	1408	8	8.5	3/6/2007	5918.77	Transducer
Test Well DT-10	1080	Single	1811	329.6	1078.4	1408	8	8.5	3/5/2007	5918.76	Transducer
Test Well DT-10	1080	Single	1811	329.6	1078.4	1408	8	8.5	3/4/2007	5918.9	Transducer
Test Well DT-10	1080	Single	1811	329.6	1078.4	1408	8	8.5	3/3/2007	5919.05	Transducer
Test Well DT-10	1080	Single	1811	329.6	1078.4	1408	8	8.5	3/2/2007	5919.13	Transducer
Test Well DT-10	1080	Single	1811	329.6	1078.4	1408	8	8.5	3/1/2007	5919.18	Transducer
Test Well DT-10	1080	Single	1811	329.6	1078.4	1408	8	8.5	2/28/2007	5919.11	Transducer
Test Well DT-10	1080	Single	1811	329.6	1078.4	1408	8	8.5	2/27/2007	5919.1	Transducer
Test Well DT-10	1080	Single	1811	329.6	1078.4	1408	8	8.5	2/26/2007	5919.11	Transducer
Test Well DT-10	1080	Single	1811	329.6	1078.4	1408	8	8.5	2/25/2007	5919.03	Transducer
Test Well DT-10	1080	Single	1811	329.6	1078.4	1408	8	8.5	2/24/2007	5919.08	Transducer
Test Well DT-10	1080	Single	1811	329.6	1078.4	1408	8	8.5	2/23/2007	5918.94	Transducer
Test Well DT-10	1080	Single	1811	329.6	1078.4	1408	8	8.5	2/22/2007	5918.89	Transducer
Test Well DT-10	1080	Single	1811	329.6	1078.4	1408	8	8.5	2/21/2007	5918.91	Transducer
Test Well DT-10	1080	Single	1811	329.6	1078.4	1408	8	8.5	2/20/2007	5918.96	Transducer
Test Well DT-10	1080	Single	1811	329.6	1078.4	1408	8	8.5	2/19/2007	5918.88	Transducer
Test Well DT-10	1080	Single	1811	329.6	1078.4	1408	8	8.5	2/18/2007	5918.78	Transducer
Test Well DT-10	1080	Single	1811	329.6	1078.4	1408	8	8.5	2/17/2007	5918.88	Transducer
Test Well DT-10	1080	Single	1811	329.6	1078.4	1408	8	8.5	2/16/2007	5918.9	Transducer
Test Well DT-10	1080	Single	1811	329.6	1078.4	1408	8	8.5	2/15/2007	5918.98	Transducer
Test Well DT-10	1080	Single	1811	329.6	1078.4	1408	8	8.5	2/14/2007	5918.99	Transducer
Test Well DT-10	1080	Single	1811	329.6	1078.4	1408	8	8.5	2/13/2007	5918.91	Transducer
Test Well DT-10	1080	Single	1811	329.6	1078.4	1408	8	8.5	2/12/2007	5918.94	Transducer
Test Well DT-10	1080	Single	1811	329.6	1078.4	1408	8	8.5	2/11/2007	5918.86	Transducer
Test Well DT-10	1080	Single	1811	329.6	1078.4	1408	8	8.5	2/10/2007	5918.79	Transducer
Test Well DT-10	1080	Single	1811	329.6	1078.4	1408	8	8.5	2/9/2007	5918.79	Transducer
Test Well DT-10	1080	Single	1811	329.6	1078.4	1408	8	8.5	2/8/2007	5918.78	Transducer
Test Well DT-10	1080	Single	1811	329.6	1078.4	1408	8	8.5	2/7/2007	5918.79	Transducer
Test Well DT-10	1080	Single	1811	329.6	1078.4	1408	8	8.5	2/6/2007	5918.72	Transducer
Test Well DT-10	1080	Single	1811	329.6	1078.4	1408	8	8.5	2/5/2007	5918.82	Transducer
Test Well DT-10	1080	Single	1811	329.6	1078.4	1408	8	8.5	2/4/2007	5918.89	Transducer
Test Well DT-10	1080	Single	1811	329.6	1078.4	1408	8	8.5	2/3/2007	5919	Transducer
Test Well DT-10	1080	Single	1811	329.6	1078.4	1408	8	8.5	2/2/2007	5919.08	Transducer
Test Well DT-10	1080	Single	1811	329.6	1078.4	1408	8	8.5	2/1/2007	5919.06	Transducer
Test Well DT-10	1080	Single	1811	329.6	1078.4	1408	8	8.5	1/31/2007	5918.93	Transducer

Ancho Canyon Water Levels

Location	Port Depth (ft)	Port Common Name	Port ID	Screened Interval (ft)	Top Depth (ft)	Bottom Depth (ft)	Inner Diam (in.)	Outer Diam (in.)	Date	Water Level (ft)	Method
Test Well DT-10	1080	Single	1811	329.6	1078.4	1408	8	8.5	1/30/2007	5918.83	Transducer
Test Well DT-10	1080	Single	1811	329.6	1078.4	1408	8	8.5	1/29/2007	5918.86	Transducer
Test Well DT-10	1080	Single	1811	329.6	1078.4	1408	8	8.5	1/28/2007	5918.86	Transducer
Test Well DT-10	1080	Single	1811	329.6	1078.4	1408	8	8.5	1/27/2007	5918.89	Transducer
Test Well DT-10	1080	Single	1811	329.6	1078.4	1408	8	8.5	1/26/2007	5918.79	Transducer
Test Well DT-10	1080	Single	1811	329.6	1078.4	1408	8	8.5	1/25/2007	5918.76	Transducer
Test Well DT-10	1080	Single	1811	329.6	1078.4	1408	8	8.5	1/24/2007	5918.82	Transducer
Test Well DT-10	1080	Single	1811	329.6	1078.4	1408	8	8.5	1/23/2007	5918.9	Transducer
Test Well DT-10	1080	Single	1811	329.6	1078.4	1408	8	8.5	1/22/2007	5918.93	Transducer
Test Well DT-10	1080	Single	1811	329.6	1078.4	1408	8	8.5	1/21/2007	5918.97	Transducer
Test Well DT-10	1080	Single	1811	329.6	1078.4	1408	8	8.5	1/20/2007	5918.86	Transducer
Test Well DT-10	1080	Single	1811	329.6	1078.4	1408	8	8.5	1/19/2007	5918.73	Transducer
Test Well DT-10	1080	Single	1811	329.6	1078.4	1408	8	8.5	1/18/2007	5918.75	Transducer
Test Well DT-10	1080	Single	1811	329.6	1078.4	1408	8	8.5	1/18/2007	5919.11	Manual
Test Well DT-10	1080	Single	1811	329.6	1078.4	1408	8	8.5	11/28/2006	5919.34	Manual
Test Well DT-5A	1172	Single	1821	617	1171.5	1788.5	8	8.5	11/10/2007	5957.95	Transducer
Test Well DT-5A	1172	Single	1821	617	1171.5	1788.5	8	8.5	11/9/2007	5957.89	Transducer
Test Well DT-5A	1172	Single	1821	617	1171.5	1788.5	8	8.5	11/8/2007	5957.86	Transducer
Test Well DT-5A	1172	Single	1821	617	1171.5	1788.5	8	8.5	11/7/2007	5957.82	Transducer
Test Well DT-5A	1172	Single	1821	617	1171.5	1788.5	8	8.5	11/6/2007	5957.83	Transducer
Test Well DT-5A	1172	Single	1821	617	1171.5	1788.5	8	8.5	11/5/2007	5957.89	Transducer
Test Well DT-5A	1172	Single	1821	617	1171.5	1788.5	8	8.5	11/4/2007	5957.81	Transducer
Test Well DT-5A	1172	Single	1821	617	1171.5	1788.5	8	8.5	11/3/2007	5957.85	Transducer
Test Well DT-5A	1172	Single	1821	617	1171.5	1788.5	8	8.5	11/2/2007	5957.99	Transducer
Test Well DT-5A	1172	Single	1821	617	1171.5	1788.5	8	8.5	11/1/2007	5957.84	Transducer
Test Well DT-5A	1172	Single	1821	617	1171.5	1788.5	8	8.5	10/31/2007	5957.97	Transducer
Test Well DT-5A	1172	Single	1821	617	1171.5	1788.5	8	8.5	10/30/2007	5957.78	Transducer
Test Well DT-5A	1172	Single	1821	617	1171.5	1788.5	8	8.5	10/29/2007	5957.64	Transducer
Test Well DT-5A	1172	Single	1821	617	1171.5	1788.5	8	8.5	10/28/2007	5957.63	Transducer
Test Well DT-5A	1172	Single	1821	617	1171.5	1788.5	8	8.5	10/27/2007	5957.84	Transducer
Test Well DT-5A	1172	Single	1821	617	1171.5	1788.5	8	8.5	10/26/2007	5957.93	Transducer
Test Well DT-5A	1172	Single	1821	617	1171.5	1788.5	8	8.5	10/25/2007	5957.71	Transducer
Test Well DT-5A	1172	Single	1821	617	1171.5	1788.5	8	8.5	10/24/2007	5957.63	Transducer
Test Well DT-5A	1172	Single	1821	617	1171.5	1788.5	8	8.5	10/23/2007	5957.75	Transducer
Test Well DT-5A	1172	Single	1821	617	1171.5	1788.5	8	8.5	10/22/2007	5957.91	Transducer
Test Well DT-5A	1172	Single	1821	617	1171.5	1788.5	8	8.5	10/21/2007	5958.28	Transducer
Test Well DT-5A	1172	Single	1821	617	1171.5	1788.5	8	8.5	10/20/2007	5958.04	Transducer
Test Well DT-5A	1172	Single	1821	617	1171.5	1788.5	8	8.5	10/19/2007	5958.07	Transducer
Test Well DT-5A	1172	Single	1821	617	1171.5	1788.5	8	8.5	10/18/2007	5958.33	Transducer
Test Well DT-5A	1172	Single	1821	617	1171.5	1788.5	8	8.5	10/17/2007	5958.3	Transducer
Test Well DT-5A	1172	Single	1821	617	1171.5	1788.5	8	8.5	10/16/2007	5958.12	Transducer
Test Well DT-5A	1172	Single	1821	617	1171.5	1788.5	8	8.5	10/15/2007	5958.11	Transducer
Test Well DT-5A	1172	Single	1821	617	1171.5	1788.5	8	8.5	10/14/2007	5958.21	Transducer
Test Well DT-5A	1172	Single	1821	617	1171.5	1788.5	8	8.5	10/13/2007	5958.16	Transducer
Test Well DT-5A	1172	Single	1821	617	1171.5	1788.5	8	8.5	10/12/2007	5958.02	Transducer
Test Well DT-5A	1172	Single	1821	617	1171.5	1788.5	8	8.5	10/11/2007	5957.93	Transducer
Test Well DT-5A	1172	Single	1821	617	1171.5	1788.5	8	8.5	10/10/2007	5957.81	Transducer
Test Well DT-5A	1172	Single	1821	617	1171.5	1788.5	8	8.5	10/9/2007	5957.8	Transducer
Test Well DT-5A	1172	Single	1821	617	1171.5	1788.5	8	8.5	10/8/2007	5957.96	Transducer
Test Well DT-5A	1172	Single	1821	617	1171.5	1788.5	8	8.5	10/7/2007	5958.13	Transducer
Test Well DT-5A	1172	Single	1821	617	1171.5	1788.5	8	8.5	10/6/2007	5958.14	Transducer
Test Well DT-5A	1172	Single	1821	617	1171.5	1788.5	8	8.5	10/5/2007	5958.1	Transducer
Test Well DT-5A	1172	Single	1821	617	1171.5	1788.5	8	8.5	10/4/2007	5958.04	Transducer
Test Well DT-5A	1172	Single	1821	617	1171.5	1788.5	8	8.5	10/3/2007	5957.92	Transducer
Test Well DT-5A	1172	Single	1821	617	1171.5	1788.5	8	8.5	10/2/2007	5957.89	Transducer
Test Well DT-5A	1172	Single	1821	617	1171.5	1788.5	8	8.5	10/1/2007	5957.76	Transducer
Test Well DT-5A	1172	Single	1821	617	1171.5	1788.5	8	8.5	9/30/2007	5958.02	Transducer
Test Well DT-5A	1172	Single	1821	617	1171.5	1788.5	8	8.5	9/29/2007	5958.01	Transducer
Test Well DT-5A	1172	Single	1821	617	1171.5	1788.5	8	8.5	9/28/2007	5957.84	Transducer

Ancho Canyon Water Levels

Location	Port Depth (ft)	Port Common Name	Port ID	Screened Interval (ft)	Top Depth (ft)	Bottom Depth (ft)	Inner Diam (in.)	Outer Diam (in.)	Date	Water Level (ft)	Method
Test Well DT-5A	1172	Single	1821	617	1171.5	1788.5	8	8.5	9/27/2007	5957.86	Transducer
Test Well DT-5A	1172	Single	1821	617	1171.5	1788.5	8	8.5	9/26/2007	5957.88	Transducer
Test Well DT-5A	1172	Single	1821	617	1171.5	1788.5	8	8.5	9/25/2007	5957.95	Transducer
Test Well DT-5A	1172	Single	1821	617	1171.5	1788.5	8	8.5	9/24/2007	5958.09	Transducer
Test Well DT-5A	1172	Single	1821	617	1171.5	1788.5	8	8.5	9/23/2007	5958	Transducer
Test Well DT-5A	1172	Single	1821	617	1171.5	1788.5	8	8.5	9/22/2007	5957.94	Transducer
Test Well DT-5A	1172	Single	1821	617	1171.5	1788.5	8	8.5	9/21/2007	5958.01	Transducer
Test Well DT-5A	1172	Single	1821	617	1171.5	1788.5	8	8.5	9/20/2007	5957.98	Transducer
Test Well DT-5A	1172	Single	1821	617	1171.5	1788.5	8	8.5	9/19/2007	5957.96	Transducer
Test Well DT-5A	1172	Single	1821	617	1171.5	1788.5	8	8.5	9/18/2007	5958.05	Transducer
Test Well DT-5A	1172	Single	1821	617	1171.5	1788.5	8	8.5	9/17/2007	5957.98	Transducer
Test Well DT-5A	1172	Single	1821	617	1171.5	1788.5	8	8.5	9/16/2007	5957.83	Transducer
Test Well DT-5A	1172	Single	1821	617	1171.5	1788.5	8	8.5	9/15/2007	5957.83	Transducer
Test Well DT-5A	1172	Single	1821	617	1171.5	1788.5	8	8.5	9/14/2007	5957.9	Transducer
Test Well DT-5A	1172	Single	1821	617	1171.5	1788.5	8	8.5	9/13/2007	5957.92	Transducer
Test Well DT-5A	1172	Single	1821	617	1171.5	1788.5	8	8.5	9/12/2007	5957.83	Transducer
Test Well DT-5A	1172	Single	1821	617	1171.5	1788.5	8	8.5	9/11/2007	5957.79	Transducer
Test Well DT-5A	1172	Single	1821	617	1171.5	1788.5	8	8.5	9/10/2007	5957.88	Transducer
Test Well DT-5A	1172	Single	1821	617	1171.5	1788.5	8	8.5	9/9/2007	5957.93	Transducer
Test Well DT-5A	1172	Single	1821	617	1171.5	1788.5	8	8.5	9/8/2007	5957.93	Transducer
Test Well DT-5A	1172	Single	1821	617	1171.5	1788.5	8	8.5	9/7/2007	5958.01	Transducer
Test Well DT-5A	1172	Single	1821	617	1171.5	1788.5	8	8.5	9/6/2007	5958.07	Transducer
Test Well DT-5A	1172	Single	1821	617	1171.5	1788.5	8	8.5	9/5/2007	5958.05	Transducer
Test Well DT-5A	1172	Single	1821	617	1171.5	1788.5	8	8.5	9/4/2007	5957.9	Transducer
Test Well DT-5A	1172	Single	1821	617	1171.5	1788.5	8	8.5	9/3/2007	5957.81	Transducer
Test Well DT-5A	1172	Single	1821	617	1171.5	1788.5	8	8.5	9/2/2007	5957.81	Transducer
Test Well DT-5A	1172	Single	1821	617	1171.5	1788.5	8	8.5	9/1/2007	5957.81	Transducer
Test Well DT-5A	1172	Single	1821	617	1171.5	1788.5	8	8.5	8/31/2007	5957.74	Transducer
Test Well DT-5A	1172	Single	1821	617	1171.5	1788.5	8	8.5	8/30/2007	5957.73	Transducer
Test Well DT-5A	1172	Single	1821	617	1171.5	1788.5	8	8.5	8/29/2007	5957.88	Transducer
Test Well DT-5A	1172	Single	1821	617	1171.5	1788.5	8	8.5	8/28/2007	5957.92	Transducer
Test Well DT-5A	1172	Single	1821	617	1171.5	1788.5	8	8.5	8/27/2007	5957.91	Transducer
Test Well DT-5A	1172	Single	1821	617	1171.5	1788.5	8	8.5	8/26/2007	5957.92	Transducer
Test Well DT-5A	1172	Single	1821	617	1171.5	1788.5	8	8.5	8/25/2007	5957.98	Transducer
Test Well DT-5A	1172	Single	1821	617	1171.5	1788.5	8	8.5	8/24/2007	5958.05	Transducer
Test Well DT-5A	1172	Single	1821	617	1171.5	1788.5	8	8.5	8/23/2007	5958.05	Transducer
Test Well DT-5A	1172	Single	1821	617	1171.5	1788.5	8	8.5	8/22/2007	5958	Transducer
Test Well DT-5A	1172	Single	1821	617	1171.5	1788.5	8	8.5	8/21/2007	5957.95	Transducer
Test Well DT-5A	1172	Single	1821	617	1171.5	1788.5	8	8.5	8/20/2007	5957.96	Transducer
Test Well DT-5A	1172	Single	1821	617	1171.5	1788.5	8	8.5	8/19/2007	5957.97	Transducer
Test Well DT-5A	1172	Single	1821	617	1171.5	1788.5	8	8.5	8/18/2007	5957.89	Transducer
Test Well DT-5A	1172	Single	1821	617	1171.5	1788.5	8	8.5	8/17/2007	5957.86	Transducer
Test Well DT-5A	1172	Single	1821	617	1171.5	1788.5	8	8.5	8/16/2007	5957.91	Transducer
Test Well DT-5A	1172	Single	1821	617	1171.5	1788.5	8	8.5	8/15/2007	5957.86	Transducer
Test Well DT-5A	1172	Single	1821	617	1171.5	1788.5	8	8.5	8/14/2007	5957.77	Transducer
Test Well DT-5A	1172	Single	1821	617	1171.5	1788.5	8	8.5	8/13/2007	5957.74	Transducer
Test Well DT-5A	1172	Single	1821	617	1171.5	1788.5	8	8.5	8/12/2007	5957.81	Transducer
Test Well DT-5A	1172	Single	1821	617	1171.5	1788.5	8	8.5	8/11/2007	5957.87	Transducer
Test Well DT-5A	1172	Single	1821	617	1171.5	1788.5	8	8.5	8/10/2007	5957.85	Transducer
Test Well DT-5A	1172	Single	1821	617	1171.5	1788.5	8	8.5	8/9/2007	5957.94	Transducer
Test Well DT-5A	1172	Single	1821	617	1171.5	1788.5	8	8.5	8/8/2007	5957.98	Transducer
Test Well DT-5A	1172	Single	1821	617	1171.5	1788.5	8	8.5	8/7/2007	5958	Transducer
Test Well DT-5A	1172	Single	1821	617	1171.5	1788.5	8	8.5	8/6/2007	5957.98	Transducer
Test Well DT-5A	1172	Single	1821	617	1171.5	1788.5	8	8.5	8/5/2007	5957.92	Transducer
Test Well DT-5A	1172	Single	1821	617	1171.5	1788.5	8	8.5	8/4/2007	5957.87	Transducer
Test Well DT-5A	1172	Single	1821	617	1171.5	1788.5	8	8.5	8/3/2007	5957.85	Transducer
Test Well DT-5A	1172	Single	1821	617	1171.5	1788.5	8	8.5	8/2/2007	5957.92	Transducer
Test Well DT-5A	1172	Single	1821	617	1171.5	1788.5	8	8.5	8/1/2007	5957.92	Transducer
Test Well DT-5A	1172	Single	1821	617	1171.5	1788.5	8	8.5	7/31/2007	5957.91	Transducer

Ancho Canyon Water Levels

Location	Port Depth (ft)	Port Common Name	Port ID	Screened Interval (ft)	Top Depth (ft)	Bottom Depth (ft)	Inner Diam (in.)	Outer Diam (in.)	Date	Water Level (ft)	Method
Test Well DT-5A	1172	Single	1821	617	1171.5	1788.5	8	8.5	7/30/2007	5957.93	Transducer
Test Well DT-5A	1172	Single	1821	617	1171.5	1788.5	8	8.5	7/29/2007	5957.94	Transducer
Test Well DT-5A	1172	Single	1821	617	1171.5	1788.5	8	8.5	7/28/2007	5957.92	Transducer
Test Well DT-5A	1172	Single	1821	617	1171.5	1788.5	8	8.5	7/27/2007	5957.89	Transducer
Test Well DT-5A	1172	Single	1821	617	1171.5	1788.5	8	8.5	7/26/2007	5957.97	Transducer
Test Well DT-5A	1172	Single	1821	617	1171.5	1788.5	8	8.5	7/25/2007	5957.93	Transducer
Test Well DT-5A	1172	Single	1821	617	1171.5	1788.5	8	8.5	7/24/2007	5957.88	Transducer
Test Well DT-5A	1172	Single	1821	617	1171.5	1788.5	8	8.5	7/23/2007	5957.81	Transducer
Test Well DT-5A	1172	Single	1821	617	1171.5	1788.5	8	8.5	7/22/2007	5957.84	Transducer
Test Well DT-5A	1172	Single	1821	617	1171.5	1788.5	8	8.5	7/21/2007	5957.88	Transducer
Test Well DT-5A	1172	Single	1821	617	1171.5	1788.5	8	8.5	7/20/2007	5957.92	Transducer
Test Well DT-5A	1172	Single	1821	617	1171.5	1788.5	8	8.5	7/19/2007	5957.91	Transducer
Test Well DT-5A	1172	Single	1821	617	1171.5	1788.5	8	8.5	7/18/2007	5957.91	Transducer
Test Well DT-5A	1172	Single	1821	617	1171.5	1788.5	8	8.5	7/17/2007	5957.9	Transducer
Test Well DT-5A	1172	Single	1821	617	1171.5	1788.5	8	8.5	7/16/2007	5957.87	Transducer
Test Well DT-5A	1172	Single	1821	617	1171.5	1788.5	8	8.5	7/15/2007	5957.84	Transducer
Test Well DT-5A	1172	Single	1821	617	1171.5	1788.5	8	8.5	7/14/2007	5957.8	Transducer
Test Well DT-5A	1172	Single	1821	617	1171.5	1788.5	8	8.5	7/13/2007	5957.85	Transducer
Test Well DT-5A	1172	Single	1821	617	1171.5	1788.5	8	8.5	7/12/2007	5957.79	Transducer
Test Well DT-5A	1172	Single	1821	617	1171.5	1788.5	8	8.5	7/11/2007	5957.83	Transducer
Test Well DT-5A	1172	Single	1821	617	1171.5	1788.5	8	8.5	7/10/2007	5957.94	Transducer
Test Well DT-5A	1172	Single	1821	617	1171.5	1788.5	8	8.5	7/9/2007	5957.98	Transducer
Test Well DT-5A	1172	Single	1821	617	1171.5	1788.5	8	8.5	7/8/2007	5957.95	Transducer
Test Well DT-5A	1172	Single	1821	617	1171.5	1788.5	8	8.5	7/7/2007	5957.79	Transducer
Test Well DT-5A	1172	Single	1821	617	1171.5	1788.5	8	8.5	7/6/2007	5957.75	Transducer
Test Well DT-5A	1172	Single	1821	617	1171.5	1788.5	8	8.5	7/5/2007	5957.78	Transducer
Test Well DT-5A	1172	Single	1821	617	1171.5	1788.5	8	8.5	7/4/2007	5957.88	Transducer
Test Well DT-5A	1172	Single	1821	617	1171.5	1788.5	8	8.5	7/3/2007	5957.85	Transducer
Test Well DT-5A	1172	Single	1821	617	1171.5	1788.5	8	8.5	7/2/2007	5957.85	Transducer
Test Well DT-5A	1172	Single	1821	617	1171.5	1788.5	8	8.5	7/1/2007	5957.89	Transducer
Test Well DT-5A	1172	Single	1821	617	1171.5	1788.5	8	8.5	6/30/2007	5957.86	Transducer
Test Well DT-5A	1172	Single	1821	617	1171.5	1788.5	8	8.5	6/29/2007	5957.81	Transducer
Test Well DT-5A	1172	Single	1821	617	1171.5	1788.5	8	8.5	6/28/2007	5957.8	Transducer
Test Well DT-5A	1172	Single	1821	617	1171.5	1788.5	8	8.5	6/27/2007	5957.85	Transducer
Test Well DT-5A	1172	Single	1821	617	1171.5	1788.5	8	8.5	6/26/2007	5957.93	Transducer
Test Well DT-5A	1172	Single	1821	617	1171.5	1788.5	8	8.5	6/25/2007	5957.99	Transducer
Test Well DT-5A	1172	Single	1821	617	1171.5	1788.5	8	8.5	6/24/2007	5957.99	Transducer
Test Well DT-5A	1172	Single	1821	617	1171.5	1788.5	8	8.5	6/23/2007	5957.93	Transducer
Test Well DT-5A	1172	Single	1821	617	1171.5	1788.5	8	8.5	6/22/2007	5957.87	Transducer
Test Well DT-5A	1172	Single	1821	617	1171.5	1788.5	8	8.5	6/21/2007	5957.82	Transducer
Test Well DT-5A	1172	Single	1821	617	1171.5	1788.5	8	8.5	6/20/2007	5957.85	Transducer
Test Well DT-5A	1172	Single	1821	617	1171.5	1788.5	8	8.5	6/19/2007	5957.99	Transducer
Test Well DT-5A	1172	Single	1821	617	1171.5	1788.5	8	8.5	6/18/2007	5958.08	Transducer
Test Well DT-5A	1172	Single	1821	617	1171.5	1788.5	8	8.5	6/17/2007	5957.91	Transducer
Test Well DT-5A	1172	Single	1821	617	1171.5	1788.5	8	8.5	6/16/2007	5957.95	Transducer
Test Well DT-5A	1172	Single	1821	617	1171.5	1788.5	8	8.5	6/15/2007	5958.02	Transducer
Test Well DT-5A	1172	Single	1821	617	1171.5	1788.5	8	8.5	6/14/2007	5957.92	Transducer
Test Well DT-5A	1172	Single	1821	617	1171.5	1788.5	8	8.5	6/13/2007	5957.94	Manual
Test Well DT-5A	1172	Single	1821	617	1171.5	1788.5	8	8.5	6/13/2007	5958.04	Transducer
Test Well DT-5A	1172	Single	1821	617	1171.5	1788.5	8	8.5	6/12/2007	5958.09	Transducer
Test Well DT-5A	1172	Single	1821	617	1171.5	1788.5	8	8.5	6/11/2007	5958.09	Transducer
Test Well DT-5A	1172	Single	1821	617	1171.5	1788.5	8	8.5	6/10/2007	5958.02	Transducer
Test Well DT-5A	1172	Single	1821	617	1171.5	1788.5	8	8.5	6/9/2007	5958.01	Transducer
Test Well DT-5A	1172	Single	1821	617	1171.5	1788.5	8	8.5	6/8/2007	5958.17	Transducer
Test Well DT-5A	1172	Single	1821	617	1171.5	1788.5	8	8.5	6/7/2007	5958.43	Transducer
Test Well DT-5A	1172	Single	1821	617	1171.5	1788.5	8	8.5	6/6/2007	5958.23	Transducer
Test Well DT-5A	1172	Single	1821	617	1171.5	1788.5	8	8.5	6/5/2007	5958.03	Transducer
Test Well DT-5A	1172	Single	1821	617	1171.5	1788.5	8	8.5	6/4/2007	5958.03	Transducer
Test Well DT-5A	1172	Single	1821	617	1171.5	1788.5	8	8.5	6/3/2007	5958.09	Transducer

Ancho Canyon Water Levels

Location	Port Depth (ft)	Port Common Name	Port ID	Screened Interval (ft)	Top Depth (ft)	Bottom Depth (ft)	Inner Diam (in.)	Outer Diam (in.)	Date	Water Level (ft)	Method
Test Well DT-5A	1172	Single	1821	617	1171.5	1788.5	8	8.5	6/2/2007	5958.15	Transducer
Test Well DT-5A	1172	Single	1821	617	1171.5	1788.5	8	8.5	6/1/2007	5958.17	Transducer
Test Well DT-5A	1172	Single	1821	617	1171.5	1788.5	8	8.5	5/31/2007	5958.03	Transducer
Test Well DT-5A	1172	Single	1821	617	1171.5	1788.5	8	8.5	5/30/2007	5958.11	Transducer
Test Well DT-5A	1172	Single	1821	617	1171.5	1788.5	8	8.5	5/29/2007	5958.14	Transducer
Test Well DT-5A	1172	Single	1821	617	1171.5	1788.5	8	8.5	5/28/2007	5958.04	Transducer
Test Well DT-5A	1172	Single	1821	617	1171.5	1788.5	8	8.5	5/27/2007	5958.02	Transducer
Test Well DT-5A	1172	Single	1821	617	1171.5	1788.5	8	8.5	5/26/2007	5957.99	Transducer
Test Well DT-5A	1172	Single	1821	617	1171.5	1788.5	8	8.5	5/25/2007	5957.97	Transducer
Test Well DT-5A	1172	Single	1821	617	1171.5	1788.5	8	8.5	5/24/2007	5958.09	Transducer
Test Well DT-5A	1172	Single	1821	617	1171.5	1788.5	8	8.5	5/23/2007	5958.23	Transducer
Test Well DT-5A	1172	Single	1821	617	1171.5	1788.5	8	8.5	5/22/2007	5958.29	Transducer
Test Well DT-5A	1172	Single	1821	617	1171.5	1788.5	8	8.5	5/21/2007	5958.14	Transducer
Test Well DT-5A	1172	Single	1821	617	1171.5	1788.5	8	8.5	5/20/2007	5958	Transducer
Test Well DT-5A	1172	Single	1821	617	1171.5	1788.5	8	8.5	5/19/2007	5957.96	Transducer
Test Well DT-5A	1172	Single	1821	617	1171.5	1788.5	8	8.5	5/18/2007	5957.88	Transducer
Test Well DT-5A	1172	Single	1821	617	1171.5	1788.5	8	8.5	5/17/2007	5958	Transducer
Test Well DT-5A	1172	Single	1821	617	1171.5	1788.5	8	8.5	5/16/2007	5957.96	Transducer
Test Well DT-5A	1172	Single	1821	617	1171.5	1788.5	8	8.5	5/15/2007	5958.07	Transducer
Test Well DT-5A	1172	Single	1821	617	1171.5	1788.5	8	8.5	5/14/2007	5958.05	Transducer
Test Well DT-5A	1172	Single	1821	617	1171.5	1788.5	8	8.5	5/13/2007	5957.99	Transducer
Test Well DT-5A	1172	Single	1821	617	1171.5	1788.5	8	8.5	5/12/2007	5958	Transducer
Test Well DT-5A	1172	Single	1821	617	1171.5	1788.5	8	8.5	5/11/2007	5958.06	Transducer
Test Well DT-5A	1172	Single	1821	617	1171.5	1788.5	8	8.5	5/10/2007	5958.15	Transducer
Test Well DT-5A	1172	Single	1821	617	1171.5	1788.5	8	8.5	5/9/2007	5958.14	Transducer
Test Well DT-5A	1172	Single	1821	617	1171.5	1788.5	8	8.5	5/8/2007	5958.1	Transducer
Test Well DT-5A	1172	Single	1821	617	1171.5	1788.5	8	8.5	5/7/2007	5958.24	Transducer
Test Well DT-5A	1172	Single	1821	617	1171.5	1788.5	8	8.5	5/6/2007	5958.49	Transducer
Test Well DT-5A	1172	Single	1821	617	1171.5	1788.5	8	8.5	5/5/2007	5958.58	Transducer
Test Well DT-5A	1172	Single	1821	617	1171.5	1788.5	8	8.5	5/4/2007	5958.41	Transducer
Test Well DT-5A	1172	Single	1821	617	1171.5	1788.5	8	8.5	5/3/2007	5958.3	Transducer
Test Well DT-5A	1172	Single	1821	617	1171.5	1788.5	8	8.5	5/2/2007	5958.22	Transducer
Test Well DT-5A	1172	Single	1821	617	1171.5	1788.5	8	8.5	5/1/2007	5958.21	Transducer
Test Well DT-5A	1172	Single	1821	617	1171.5	1788.5	8	8.5	4/30/2007	5958.11	Transducer
Test Well DT-5A	1172	Single	1821	617	1171.5	1788.5	8	8.5	4/29/2007	5957.97	Transducer
Test Well DT-5A	1172	Single	1821	617	1171.5	1788.5	8	8.5	4/28/2007	5958.05	Transducer
Test Well DT-5A	1172	Single	1821	617	1171.5	1788.5	8	8.5	4/27/2007	5958.26	Transducer
Test Well DT-5A	1172	Single	1821	617	1171.5	1788.5	8	8.5	4/26/2007	5958.26	Transducer
Test Well DT-5A	1172	Single	1821	617	1171.5	1788.5	8	8.5	4/25/2007	5958.32	Transducer
Test Well DT-5A	1172	Single	1821	617	1171.5	1788.5	8	8.5	4/24/2007	5958.4	Transducer
Test Well DT-5A	1172	Single	1821	617	1171.5	1788.5	8	8.5	4/23/2007	5958.35	Transducer
Test Well DT-5A	1172	Single	1821	617	1171.5	1788.5	8	8.5	4/22/2007	5958.41	Transducer
Test Well DT-5A	1172	Single	1821	617	1171.5	1788.5	8	8.5	4/21/2007	5958.41	Transducer
Test Well DT-5A	1172	Single	1821	617	1171.5	1788.5	8	8.5	4/20/2007	5958.4	Transducer
Test Well DT-5A	1172	Single	1821	617	1171.5	1788.5	8	8.5	4/19/2007	5958.48	Transducer
Test Well DT-5A	1172	Single	1821	617	1171.5	1788.5	8	8.5	4/18/2007	5958.27	Transducer
Test Well DT-5A	1172	Single	1821	617	1171.5	1788.5	8	8.5	4/17/2007	5958.33	Transducer
Test Well DT-5A	1172	Single	1821	617	1171.5	1788.5	8	8.5	4/16/2007	5958.29	Transducer
Test Well DT-5A	1172	Single	1821	617	1171.5	1788.5	8	8.5	4/15/2007	5958.18	Transducer
Test Well DT-5A	1172	Single	1821	617	1171.5	1788.5	8	8.5	4/14/2007	5958.28	Transducer
Test Well DT-5A	1172	Single	1821	617	1171.5	1788.5	8	8.5	4/13/2007	5958.54	Transducer
Test Well DT-5A	1172	Single	1821	617	1171.5	1788.5	8	8.5	4/12/2007	5958.44	Transducer
Test Well DT-5A	1172	Single	1821	617	1171.5	1788.5	8	8.5	4/11/2007	5958.49	Transducer
Test Well DT-5A	1172	Single	1821	617	1171.5	1788.5	8	8.5	4/10/2007	5958.52	Transducer
Test Well DT-5A	1172	Single	1821	617	1171.5	1788.5	8	8.5	4/9/2007	5958.48	Transducer
Test Well DT-5A	1172	Single	1821	617	1171.5	1788.5	8	8.5	4/8/2007	5958.39	Transducer
Test Well DT-5A	1172	Single	1821	617	1171.5	1788.5	8	8.5	4/7/2007	5958.25	Transducer
Test Well DT-5A	1172	Single	1821	617	1171.5	1788.5	8	8.5	4/6/2007	5958.19	Transducer
Test Well DT-5A	1172	Single	1821	617	1171.5	1788.5	8	8.5	4/5/2007	5958.16	Transducer

Ancho Canyon Water Levels

Location	Port Depth (ft)	Port Common Name	Port ID	Screened Interval (ft)	Top Depth (ft)	Bottom Depth (ft)	Inner Diam (in.)	Outer Diam (in.)	Date	Water Level (ft)	Method
Test Well DT-5A	1172	Single	1821	617	1171.5	1788.5	8	8.5	4/4/2007	5958.12	Transducer
Test Well DT-5A	1172	Single	1821	617	1171.5	1788.5	8	8.5	4/3/2007	5958.25	Transducer
Test Well DT-5A	1172	Single	1821	617	1171.5	1788.5	8	8.5	4/2/2007	5958.28	Transducer
Test Well DT-5A	1172	Single	1821	617	1171.5	1788.5	8	8.5	4/1/2007	5958.31	Transducer
Test Well DT-5A	1172	Single	1821	617	1171.5	1788.5	8	8.5	3/31/2007	5958.29	Transducer
Test Well DT-5A	1172	Single	1821	617	1171.5	1788.5	8	8.5	3/30/2007	5958.24	Transducer
Test Well DT-5A	1172	Single	1821	617	1171.5	1788.5	8	8.5	3/29/2007	5958.43	Transducer
Test Well DT-5A	1172	Single	1821	617	1171.5	1788.5	8	8.5	3/28/2007	5958.55	Transducer
Test Well DT-5A	1172	Single	1821	617	1171.5	1788.5	8	8.5	3/27/2007	5958.28	Transducer
Test Well DT-5A	1172	Single	1821	617	1171.5	1788.5	8	8.5	3/26/2007	5958.24	Transducer
Test Well DT-5A	1172	Single	1821	617	1171.5	1788.5	8	8.5	3/25/2007	5958.23	Transducer
Test Well DT-5A	1172	Single	1821	617	1171.5	1788.5	8	8.5	3/24/2007	5958.43	Transducer
Test Well DT-5A	1172	Single	1821	617	1171.5	1788.5	8	8.5	3/23/2007	5958.32	Transducer
Test Well DT-5A	1172	Single	1821	617	1171.5	1788.5	8	8.5	3/22/2007	5958.28	Transducer
Test Well DT-5A	1172	Single	1821	617	1171.5	1788.5	8	8.5	3/21/2007	5958.3	Transducer
Test Well DT-5A	1172	Single	1821	617	1171.5	1788.5	8	8.5	3/20/2007	5958.21	Transducer
Test Well DT-5A	1172	Single	1821	617	1171.5	1788.5	8	8.5	3/19/2007	5958.26	Transducer
Test Well DT-5A	1172	Single	1821	617	1171.5	1788.5	8	8.5	3/18/2007	5958.15	Transducer
Test Well DT-5A	1172	Single	1821	617	1171.5	1788.5	8	8.5	3/17/2007	5958.04	Transducer
Test Well DT-5A	1172	Single	1821	617	1171.5	1788.5	8	8.5	3/16/2007	5958.08	Transducer
Test Well DT-5A	1172	Single	1821	617	1171.5	1788.5	8	8.5	3/15/2007	5958.25	Transducer
Test Well DT-5A	1172	Single	1821	617	1171.5	1788.5	8	8.5	3/14/2007	5958.3	Transducer
Test Well DT-5A	1172	Single	1821	617	1171.5	1788.5	8	8.5	3/13/2007	5958.2	Transducer
Test Well DT-5A	1172	Single	1821	617	1171.5	1788.5	8	8.5	3/12/2007	5958.12	Transducer
Test Well DT-5A	1172	Single	1821	617	1171.5	1788.5	8	8.5	3/11/2007	5958.26	Transducer
Test Well DT-5A	1172	Single	1821	617	1171.5	1788.5	8	8.5	3/10/2007	5958.24	Transducer
Test Well DT-5A	1172	Single	1821	617	1171.5	1788.5	8	8.5	3/9/2007	5958.27	Transducer
Test Well DT-5A	1172	Single	1821	617	1171.5	1788.5	8	8.5	3/8/2007	5958.19	Transducer
Test Well DT-5A	1172	Single	1821	617	1171.5	1788.5	8	8.5	3/7/2007	5958.15	Transducer
Test Well DT-5A	1172	Single	1821	617	1171.5	1788.5	8	8.5	3/6/2007	5958.08	Transducer
Test Well DT-5A	1172	Single	1821	617	1171.5	1788.5	8	8.5	3/5/2007	5957.94	Transducer
Test Well DT-5A	1172	Single	1821	617	1171.5	1788.5	8	8.5	3/4/2007	5958.05	Transducer
Test Well DT-5A	1172	Single	1821	617	1171.5	1788.5	8	8.5	3/3/2007	5958.36	Transducer
Test Well DT-5A	1172	Single	1821	617	1171.5	1788.5	8	8.5	3/2/2007	5958.49	Transducer
Test Well DT-5A	1172	Single	1821	617	1171.5	1788.5	8	8.5	3/1/2007	5958.68	Transducer
Test Well DT-5A	1172	Single	1821	617	1171.5	1788.5	8	8.5	2/28/2007	5958.59	Transducer
Test Well DT-5A	1172	Single	1821	617	1171.5	1788.5	8	8.5	2/27/2007	5958.49	Transducer
Test Well DT-5A	1172	Single	1821	617	1171.5	1788.5	8	8.5	2/26/2007	5958.59	Transducer
Test Well DT-5A	1172	Single	1821	617	1171.5	1788.5	8	8.5	2/25/2007	5958.46	Transducer
Test Well DT-5A	1172	Single	1821	617	1171.5	1788.5	8	8.5	2/24/2007	5958.74	Transducer
Test Well DT-5A	1172	Single	1821	617	1171.5	1788.5	8	8.5	2/23/2007	5958.4	Transducer
Test Well DT-5A	1172	Single	1821	617	1171.5	1788.5	8	8.5	2/22/2007	5958.25	Transducer
Test Well DT-5A	1172	Single	1821	617	1171.5	1788.5	8	8.5	2/21/2007	5958.33	Transducer
Test Well DT-5A	1172	Single	1821	617	1171.5	1788.5	8	8.5	2/20/2007	5958.5	Transducer
Test Well DT-5A	1172	Single	1821	617	1171.5	1788.5	8	8.5	2/19/2007	5958.34	Transducer
Test Well DT-5A	1172	Single	1821	617	1171.5	1788.5	8	8.5	2/18/2007	5958.03	Transducer
Test Well DT-5A	1172	Single	1821	617	1171.5	1788.5	8	8.5	2/17/2007	5958.17	Transducer
Test Well DT-5A	1172	Single	1821	617	1171.5	1788.5	8	8.5	2/16/2007	5958.18	Transducer
Test Well DT-5A	1172	Single	1821	617	1171.5	1788.5	8	8.5	2/15/2007	5958.38	Transducer
Test Well DT-5A	1172	Single	1821	617	1171.5	1788.5	8	8.5	2/14/2007	5958.44	Transducer
Test Well DT-5A	1172	Single	1821	617	1171.5	1788.5	8	8.5	2/13/2007	5958.42	Transducer
Test Well DT-5A	1172	Single	1821	617	1171.5	1788.5	8	8.5	2/12/2007	5958.48	Transducer
Test Well DT-5A	1172	Single	1821	617	1171.5	1788.5	8	8.5	2/11/2007	5958.31	Transducer
Test Well DT-5A	1172	Single	1821	617	1171.5	1788.5	8	8.5	2/10/2007	5958.22	Transducer
Test Well DT-5A	1172	Single	1821	617	1171.5	1788.5	8	8.5	2/9/2007	5958.25	Transducer
Test Well DT-5A	1172	Single	1821	617	1171.5	1788.5	8	8.5	2/8/2007	5958.24	Transducer
Test Well DT-5A	1172	Single	1821	617	1171.5	1788.5	8	8.5	2/7/2007	5958.17	Transducer
Test Well DT-5A	1172	Single	1821	617	1171.5	1788.5	8	8.5	2/6/2007	5958.06	Transducer
Test Well DT-5A	1172	Single	1821	617	1171.5	1788.5	8	8.5	2/5/2007	5958.09	Transducer

Ancho Canyon Water Levels

Location	Port Depth (ft)	Port Common Name	Port ID	Screened Interval (ft)	Top Depth (ft)	Bottom Depth (ft)	Inner Diam (in.)	Outer Diam (in.)	Date	Water Level (ft)	Method
Test Well DT-5A	1172	Single	1821	617	1171.5	1788.5	8	8.5	2/4/2007	5958.15	Transducer
Test Well DT-5A	1172	Single	1821	617	1171.5	1788.5	8	8.5	2/3/2007	5958.34	Transducer
Test Well DT-5A	1172	Single	1821	617	1171.5	1788.5	8	8.5	2/2/2007	5958.62	Transducer
Test Well DT-5A	1172	Single	1821	617	1171.5	1788.5	8	8.5	2/1/2007	5958.68	Transducer
Test Well DT-5A	1172	Single	1821	617	1171.5	1788.5	8	8.5	1/31/2007	5958.45	Transducer
Test Well DT-5A	1172	Single	1821	617	1171.5	1788.5	8	8.5	1/30/2007	5958.3	Transducer
Test Well DT-5A	1172	Single	1821	617	1171.5	1788.5	8	8.5	1/29/2007	5958.25	Transducer
Test Well DT-5A	1172	Single	1821	617	1171.5	1788.5	8	8.5	1/28/2007	5958.31	Transducer
Test Well DT-5A	1172	Single	1821	617	1171.5	1788.5	8	8.5	1/27/2007	5958.47	Transducer
Test Well DT-5A	1172	Single	1821	617	1171.5	1788.5	8	8.5	1/26/2007	5958.23	Transducer
Test Well DT-5A	1172	Single	1821	617	1171.5	1788.5	8	8.5	1/25/2007	5958.08	Transducer
Test Well DT-5A	1172	Single	1821	617	1171.5	1788.5	8	8.5	1/24/2007	5958.19	Transducer
Test Well DT-5A	1172	Single	1821	617	1171.5	1788.5	8	8.5	1/23/2007	5958.31	Transducer
Test Well DT-5A	1172	Single	1821	617	1171.5	1788.5	8	8.5	1/22/2007	5958.39	Transducer
Test Well DT-5A	1172	Single	1821	617	1171.5	1788.5	8	8.5	1/21/2007	5958.6	Transducer
Test Well DT-5A	1172	Single	1821	617	1171.5	1788.5	8	8.5	1/20/2007	5958.32	Transducer
Test Well DT-5A	1172	Single	1821	617	1171.5	1788.5	8	8.5	1/19/2007	5958.07	Transducer
Test Well DT-5A	1172	Single	1821	617	1171.5	1788.5	8	8.5	1/18/2007	5958.2	Transducer
Test Well DT-5A	1172	Single	1821	617	1171.5	1788.5	8	8.5	1/17/2007	5958.15	Transducer
Test Well DT-5A	1172	Single	1821	617	1171.5	1788.5	8	8.5	1/16/2007	5958.15	Transducer
Test Well DT-5A	1172	Single	1821	617	1171.5	1788.5	8	8.5	1/15/2007	5958.4	Transducer
Test Well DT-5A	1172	Single	1821	617	1171.5	1788.5	8	8.5	1/14/2007	5958.59	Transducer
Test Well DT-5A	1172	Single	1821	617	1171.5	1788.5	8	8.5	1/13/2007	5958.56	Transducer
Test Well DT-5A	1172	Single	1821	617	1171.5	1788.5	8	8.5	1/12/2007	5958.54	Transducer
Test Well DT-5A	1172	Single	1821	617	1171.5	1788.5	8	8.5	1/11/2007	5958.46	Transducer
Test Well DT-5A	1172	Single	1821	617	1171.5	1788.5	8	8.5	1/10/2007	5958.16	Transducer
Test Well DT-5A	1172	Single	1821	617	1171.5	1788.5	8	8.5	1/9/2007	5958.03	Transducer
Test Well DT-5A	1172	Single	1821	617	1171.5	1788.5	8	8.5	1/8/2007	5958.12	Transducer
Test Well DT-5A	1172	Single	1821	617	1171.5	1788.5	8	8.5	1/7/2007	5958.31	Transducer
Test Well DT-5A	1172	Single	1821	617	1171.5	1788.5	8	8.5	1/6/2007	5958.44	Transducer
Test Well DT-5A	1172	Single	1821	617	1171.5	1788.5	8	8.5	1/5/2007	5958.52	Transducer
Test Well DT-5A	1172	Single	1821	617	1171.5	1788.5	8	8.5	1/4/2007	5958.34	Transducer
Test Well DT-5A	1172	Single	1821	617	1171.5	1788.5	8	8.5	1/3/2007	5958.22	Transducer
Test Well DT-5A	1172	Single	1821	617	1171.5	1788.5	8	8.5	1/2/2007	5958.21	Transducer
Test Well DT-5A	1172	Single	1821	617	1171.5	1788.5	8	8.5	1/1/2007	5958.22	Transducer
Test Well DT-5A	1172	Single	1821	617	1171.5	1788.5	8	8.5	12/31/2006	5958.38	Transducer
Test Well DT-5A	1172	Single	1821	617	1171.5	1788.5	8	8.5	12/30/2006	5958.51	Transducer
Test Well DT-5A	1172	Single	1821	617	1171.5	1788.5	8	8.5	12/29/2006	5958.65	Transducer
Test Well DT-5A	1172	Single	1821	617	1171.5	1788.5	8	8.5	12/28/2006	5958.67	Transducer
Test Well DT-5A	1172	Single	1821	617	1171.5	1788.5	8	8.5	12/27/2006	5958.3	Transducer
Test Well DT-5A	1172	Single	1821	617	1171.5	1788.5	8	8.5	12/26/2006	5958.15	Transducer
Test Well DT-5A	1172	Single	1821	617	1171.5	1788.5	8	8.5	12/25/2006	5958.13	Transducer
Test Well DT-5A	1172	Single	1821	617	1171.5	1788.5	8	8.5	12/24/2006	5958.19	Transducer
Test Well DT-5A	1172	Single	1821	617	1171.5	1788.5	8	8.5	12/23/2006	5958.32	Transducer
Test Well DT-5A	1172	Single	1821	617	1171.5	1788.5	8	8.5	12/22/2006	5958.32	Transducer
Test Well DT-5A	1172	Single	1821	617	1171.5	1788.5	8	8.5	12/21/2006	5958.51	Transducer
Test Well DT-5A	1172	Single	1821	617	1171.5	1788.5	8	8.5	12/20/2006	5958.43	Transducer
Test Well DT-5A	1172	Single	1821	617	1171.5	1788.5	8	8.5	12/19/2006	5958.2	Transducer
Test Well DT-5A	1172	Single	1821	617	1171.5	1788.5	8	8.5	12/18/2006	5958.33	Transducer
Test Well DT-5A	1172	Single	1821	617	1171.5	1788.5	8	8.5	12/17/2006	5958.42	Transducer
Test Well DT-5A	1172	Single	1821	617	1171.5	1788.5	8	8.5	12/16/2006	5958.38	Transducer
Test Well DT-5A	1172	Single	1821	617	1171.5	1788.5	8	8.5	12/15/2006	5958.23	Transducer
Test Well DT-5A	1172	Single	1821	617	1171.5	1788.5	8	8.5	12/14/2006	5958.2	Transducer
Test Well DT-5A	1172	Single	1821	617	1171.5	1788.5	8	8.5	12/13/2006	5958.14	Transducer
Test Well DT-5A	1172	Single	1821	617	1171.5	1788.5	8	8.5	12/12/2006	5958.18	Transducer
Test Well DT-5A	1172	Single	1821	617	1171.5	1788.5	8	8.5	12/11/2006	5958.38	Transducer
Test Well DT-5A	1172	Single	1821	617	1171.5	1788.5	8	8.5	12/10/2006	5958.24	Transducer
Test Well DT-5A	1172	Single	1821	617	1171.5	1788.5	8	8.5	12/9/2006	5958.07	Transducer
Test Well DT-5A	1172	Single	1821	617	1171.5	1788.5	8	8.5	12/8/2006	5957.88	Transducer

Ancho Canyon Water Levels

Location	Port Depth (ft)	Port Common Name	Port ID	Screened Interval (ft)	Top Depth (ft)	Bottom Depth (ft)	Inner Diam (in.)	Outer Diam (in.)	Date	Water Level (ft)	Method
Test Well DT-5A	1172	Single	1821	617	1171.5	1788.5	8	8.5	12/7/2006	5957.99	Transducer
Test Well DT-5A	1172	Single	1821	617	1171.5	1788.5	8	8.5	12/6/2006	5958.23	Transducer
Test Well DT-5A	1172	Single	1821	617	1171.5	1788.5	8	8.5	12/5/2006	5958.1	Transducer
Test Well DT-5A	1172	Single	1821	617	1171.5	1788.5	8	8.5	12/4/2006	5957.99	Transducer
Test Well DT-5A	1172	Single	1821	617	1171.5	1788.5	8	8.5	12/3/2006	5958.17	Transducer
Test Well DT-5A	1172	Single	1821	617	1171.5	1788.5	8	8.5	12/2/2006	5958.39	Transducer
Test Well DT-5A	1172	Single	1821	617	1171.5	1788.5	8	8.5	12/1/2006	5958.32	Transducer
Test Well DT-5A	1172	Single	1821	617	1171.5	1788.5	8	8.5	11/30/2006	5958.57	Transducer
Test Well DT-5A	1172	Single	1821	617	1171.5	1788.5	8	8.5	11/29/2006	5958.9	Manual
Test Well DT-5A	1172	Single	1821	617	1171.5	1788.5	8	8.5	11/29/2006	5958.67	Transducer
Test Well DT-5A	1172	Single	1821	617	1171.5	1788.5	8	8.5	11/28/2006	5958.59	Transducer
Test Well DT-5A	1172	Single	1821	617	1171.5	1788.5	8	8.5	11/27/2006	5958.43	Transducer
Test Well DT-5A	1172	Single	1821	617	1171.5	1788.5	8	8.5	11/26/2006	5958.46	Transducer
Test Well DT-5A	1172	Single	1821	617	1171.5	1788.5	8	8.5	11/25/2006	5958.36	Transducer
Test Well DT-5A	1172	Single	1821	617	1171.5	1788.5	8	8.5	11/24/2006	5958.27	Transducer
Test Well DT-5A	1172	Single	1821	617	1171.5	1788.5	8	8.5	11/23/2006	5958.16	Transducer
Test Well DT-5A	1172	Single	1821	617	1171.5	1788.5	8	8.5	11/22/2006	5958.1	Transducer
Test Well DT-5A	1172	Single	1821	617	1171.5	1788.5	8	8.5	11/21/2006	5958.03	Transducer
Test Well DT-5A	1172	Single	1821	617	1171.5	1788.5	8	8.5	11/20/2006	5957.99	Transducer
Test Well DT-5A	1172	Single	1821	617	1171.5	1788.5	8	8.5	11/19/2006	5958.17	Transducer
Test Well DT-5A	1172	Single	1821	617	1171.5	1788.5	8	8.5	11/18/2006	5958.26	Transducer
Test Well DT-5A	1172	Single	1821	617	1171.5	1788.5	8	8.5	11/17/2006	5958.38	Transducer
Test Well DT-5A	1172	Single	1821	617	1171.5	1788.5	8	8.5	11/16/2006	5958.33	Transducer
Test Well DT-5A	1172	Single	1821	617	1171.5	1788.5	8	8.5	11/15/2006	5958.49	Transducer
Test Well DT-5A	1172	Single	1821	617	1171.5	1788.5	8	8.5	11/14/2006	5958.46	Transducer
Test Well DT-5A	1172	Single	1821	617	1171.5	1788.5	8	8.5	11/13/2006	5958.35	Transducer
Test Well DT-5A	1172	Single	1821	617	1171.5	1788.5	8	8.5	11/12/2006	5958.46	Transducer
Test Well DT-5A	1172	Single	1821	617	1171.5	1788.5	8	8.5	11/11/2006	5958.2	Transducer
Test Well DT-5A	1172	Single	1821	617	1171.5	1788.5	8	8.5	11/10/2006	5958.5	Transducer
Test Well DT-5A	1172	Single	1821	617	1171.5	1788.5	8	8.5	11/9/2006	5958.47	Transducer
Test Well DT-5A	1172	Single	1821	617	1171.5	1788.5	8	8.5	11/8/2006	5958.29	Transducer
Test Well DT-5A	1172	Single	1821	617	1171.5	1788.5	8	8.5	11/7/2006	5958.18	Transducer
Test Well DT-5A	1172	Single	1821	617	1171.5	1788.5	8	8.5	11/6/2006	5958.23	Transducer
Test Well DT-5A	1172	Single	1821	617	1171.5	1788.5	8	8.5	11/5/2006	5958.28	Transducer
Test Well DT-5A	1172	Single	1821	617	1171.5	1788.5	8	8.5	11/4/2006	5958.29	Transducer
Test Well DT-5A	1172	Single	1821	617	1171.5	1788.5	8	8.5	11/3/2006	5958.23	Transducer
Test Well DT-5A	1172	Single	1821	617	1171.5	1788.5	8	8.5	11/2/2006	5958.27	Transducer
Test Well DT-5A	1172	Single	1821	617	1171.5	1788.5	8	8.5	11/1/2006	5958.46	Transducer
Test Well DT-5A	1172	Single	1821	617	1171.5	1788.5	8	8.5	10/31/2006	5958.48	Transducer
Test Well DT-5A	1172	Single	1821	617	1171.5	1788.5	8	8.5	10/30/2006	5958.51	Transducer
Test Well DT-5A	1172	Single	1821	617	1171.5	1788.5	8	8.5	10/29/2006	5958.25	Transducer
Test Well DT-5A	1172	Single	1821	617	1171.5	1788.5	8	8.5	10/28/2006	5958.09	Transducer
Test Well DT-5A	1172	Single	1821	617	1171.5	1788.5	8	8.5	10/27/2006	5958.24	Transducer
Test Well DT-5A	1172	Single	1821	617	1171.5	1788.5	8	8.5	10/26/2006	5958.47	Transducer
Test Well DT-5A	1172	Single	1821	617	1171.5	1788.5	8	8.5	10/25/2006	5958.41	Transducer
Test Well DT-5A	1172	Single	1821	617	1171.5	1788.5	8	8.5	10/24/2006	5958.25	Transducer
Test Well DT-5A	1172	Single	1821	617	1171.5	1788.5	8	8.5	10/23/2006	5958.21	Transducer
Test Well DT-5A	1172	Single	1821	617	1171.5	1788.5	8	8.5	10/22/2006	5958.3	Transducer
Test Well DT-5A	1172	Single	1821	617	1171.5	1788.5	8	8.5	10/21/2006	5958.52	Transducer
Test Well DT-5A	1172	Single	1821	617	1171.5	1788.5	8	8.5	10/20/2006	5958.41	Transducer
Test Well DT-5A	1172	Single	1821	617	1171.5	1788.5	8	8.5	10/19/2006	5958.43	Transducer
Test Well DT-5A	1172	Single	1821	617	1171.5	1788.5	8	8.5	10/18/2006	5958.6	Transducer
Test Well DT-5A	1172	Single	1821	617	1171.5	1788.5	8	8.5	10/17/2006	5958.72	Transducer
Test Well DT-5A	1172	Single	1821	617	1171.5	1788.5	8	8.5	10/16/2006	5958.7	Transducer
Test Well DT-5A	1172	Single	1821	617	1171.5	1788.5	8	8.5	10/15/2006	5958.57	Transducer
Test Well DT-5A	1172	Single	1821	617	1171.5	1788.5	8	8.5	10/14/2006	5958.43	Transducer
Test Well DT-5A	1172	Single	1821	617	1171.5	1788.5	8	8.5	10/13/2006	5958.43	Transducer
Test Well DT-5A	1172	Single	1821	617	1171.5	1788.5	8	8.5	10/12/2006	5958.42	Transducer
Test Well DT-5A	1172	Single	1821	617	1171.5	1788.5	8	8.5	10/11/2006	5958.35	Transducer

Ancho Canyon Water Levels

Location	Port Depth (ft)	Port Common Name	Port ID	Screened Interval (ft)	Top Depth (ft)	Bottom Depth (ft)	Inner Diam (in.)	Outer Diam (in.)	Date	Water Level (ft)	Method
Test Well DT-5A	1172	Single	1821	617	1171.5	1788.5	8	8.5	10/10/2006	5958.38	Transducer
Test Well DT-5A	1172	Single	1821	617	1171.5	1788.5	8	8.5	10/9/2006	5958.26	Transducer
Test Well DT-5A	1172	Single	1821	617	1171.5	1788.5	8	8.5	10/8/2006	5958.25	Transducer
Test Well DT-5A	1172	Single	1821	617	1171.5	1788.5	8	8.5	10/7/2006	5958.23	Transducer
Test Well DT-5A	1172	Single	1821	617	1171.5	1788.5	8	8.5	10/6/2006	5958.14	Transducer
Test Well DT-5A	1172	Single	1821	617	1171.5	1788.5	8	8.5	10/5/2006	5958.11	Transducer
Test Well DT-5A	1172	Single	1821	617	1171.5	1788.5	8	8.5	10/4/2006	5958.23	Transducer
Test Well DT-5A	1172	Single	1821	617	1171.5	1788.5	8	8.5	10/3/2006	5958.28	Transducer
Test Well DT-5A	1172	Single	1821	617	1171.5	1788.5	8	8.5	10/2/2006	5958.31	Transducer
Test Well DT-5A	1172	Single	1821	617	1171.5	1788.5	8	8.5	10/1/2006	5958.34	Transducer
Test Well DT-5A	1172	Single	1821	617	1171.5	1788.5	8	8.5	9/30/2006	5958.34	Transducer
Test Well DT-5A	1172	Single	1821	617	1171.5	1788.5	8	8.5	9/29/2006	5958.28	Transducer
Test Well DT-5A	1172	Single	1821	617	1171.5	1788.5	8	8.5	9/28/2006	5958.24	Transducer
Test Well DT-5A	1172	Single	1821	617	1171.5	1788.5	8	8.5	9/27/2006	5958.21	Transducer
Test Well DT-5A	1172	Single	1821	617	1171.5	1788.5	8	8.5	9/26/2006	5958.18	Transducer
Test Well DT-5A	1172	Single	1821	617	1171.5	1788.5	8	8.5	9/25/2006	5958.17	Transducer
Test Well DT-9	1040	Single	1831	681	819	1500	12	12.5	11/10/2007	5915.23	Transducer
Test Well DT-9	1040	Single	1831	681	819	1500	12	12.5	11/9/2007	5915.17	Transducer
Test Well DT-9	1040	Single	1831	681	819	1500	12	12.5	11/8/2007	5915.2	Transducer
Test Well DT-9	1040	Single	1831	681	819	1500	12	12.5	11/7/2007	5915.16	Transducer
Test Well DT-9	1040	Single	1831	681	819	1500	12	12.5	11/6/2007	5915.09	Transducer
Test Well DT-9	1040	Single	1831	681	819	1500	12	12.5	11/5/2007	5915.21	Transducer
Test Well DT-9	1040	Single	1831	681	819	1500	12	12.5	11/4/2007	5915.14	Transducer
Test Well DT-9	1040	Single	1831	681	819	1500	12	12.5	11/3/2007	5915.06	Transducer
Test Well DT-9	1040	Single	1831	681	819	1500	12	12.5	11/2/2007	5915.23	Transducer
Test Well DT-9	1040	Single	1831	681	819	1500	12	12.5	11/1/2007	5915.08	Transducer
Test Well DT-9	1040	Single	1831	681	819	1500	12	12.5	10/31/2007	5915.24	Transducer
Test Well DT-9	1040	Single	1831	681	819	1500	12	12.5	10/30/2007	5915.24	Transducer
Test Well DT-9	1040	Single	1831	681	819	1500	12	12.5	10/29/2007	5915.13	Transducer
Test Well DT-9	1040	Single	1831	681	819	1500	12	12.5	10/28/2007	5915.03	Transducer
Test Well DT-9	1040	Single	1831	681	819	1500	12	12.5	10/27/2007	5915.06	Transducer
Test Well DT-9	1040	Single	1831	681	819	1500	12	12.5	10/26/2007	5915.29	Transducer
Test Well DT-9	1040	Single	1831	681	819	1500	12	12.5	10/25/2007	5915.23	Transducer
Test Well DT-9	1040	Single	1831	681	819	1500	12	12.5	10/24/2007	5915.04	Transducer
Test Well DT-9	1040	Single	1831	681	819	1500	12	12.5	10/23/2007	5915.09	Transducer
Test Well DT-9	1040	Single	1831	681	819	1500	12	12.5	10/22/2007	5914.92	Transducer
Test Well DT-9	1040	Single	1831	681	819	1500	12	12.5	10/21/2007	5915.34	Transducer
Test Well DT-9	1040	Single	1831	681	819	1500	12	12.5	10/20/2007	5915.21	Transducer
Test Well DT-9	1040	Single	1831	681	819	1500	12	12.5	10/19/2007	5915.03	Transducer
Test Well DT-9	1040	Single	1831	681	819	1500	12	12.5	10/18/2007	5915.19	Transducer
Test Well DT-9	1040	Single	1831	681	819	1500	12	12.5	10/17/2007	5915.32	Transducer
Test Well DT-9	1040	Single	1831	681	819	1500	12	12.5	10/16/2007	5915.22	Transducer
Test Well DT-9	1040	Single	1831	681	819	1500	12	12.5	10/15/2007	5915.15	Transducer
Test Well DT-9	1040	Single	1831	681	819	1500	12	12.5	10/14/2007	5915.21	Transducer
Test Well DT-9	1040	Single	1831	681	819	1500	12	12.5	10/13/2007	5915.29	Transducer
Test Well DT-9	1040	Single	1831	681	819	1500	12	12.5	10/12/2007	5915.24	Transducer
Test Well DT-9	1040	Single	1831	681	819	1500	12	12.5	10/11/2007	5915.22	Transducer
Test Well DT-9	1040	Single	1831	681	819	1500	12	12.5	10/10/2007	5915.16	Transducer
Test Well DT-9	1040	Single	1831	681	819	1500	12	12.5	10/9/2007	5915.03	Transducer
Test Well DT-9	1040	Single	1831	681	819	1500	12	12.5	10/8/2007	5915.06	Transducer
Test Well DT-9	1040	Single	1831	681	819	1500	12	12.5	10/7/2007	5915.11	Transducer
Test Well DT-9	1040	Single	1831	681	819	1500	12	12.5	10/6/2007	5915.21	Transducer
Test Well DT-9	1040	Single	1831	681	819	1500	12	12.5	10/5/2007	5915.2	Transducer
Test Well DT-9	1040	Single	1831	681	819	1500	12	12.5	10/4/2007	5915.25	Transducer
Test Well DT-9	1040	Single	1831	681	819	1500	12	12.5	10/3/2007	5915.15	Transducer
Test Well DT-9	1040	Single	1831	681	819	1500	12	12.5	10/2/2007	5915.23	Transducer
Test Well DT-9	1040	Single	1831	681	819	1500	12	12.5	10/1/2007	5915.03	Transducer
Test Well DT-9	1040	Single	1831	681	819	1500	12	12.5	9/30/2007	5915.14	Transducer
Test Well DT-9	1040	Single	1831	681	819	1500	12	12.5	9/29/2007	5915.25	Transducer

Ancho Canyon Water Levels

Location	Port Depth (ft)	Port Common Name	Port ID	Screened Interval (ft)	Top Depth (ft)	Bottom Depth (ft)	Inner Diam (in.)	Outer Diam (in.)	Date	Water Level (ft)	Method
Test Well DT-9	1040	Single	1831	681	819	1500	12	12.5	9/28/2007	5915.14	Transducer
Test Well DT-9	1040	Single	1831	681	819	1500	12	12.5	9/27/2007	5915.11	Transducer
Test Well DT-9	1040	Single	1831	681	819	1500	12	12.5	9/26/2007	5915.12	Transducer
Test Well DT-9	1040	Single	1831	681	819	1500	12	12.5	9/25/2007	5915.08	Transducer
Test Well DT-9	1040	Single	1831	681	819	1500	12	12.5	9/24/2007	5915.19	Transducer
Test Well DT-9	1040	Single	1831	681	819	1500	12	12.5	9/23/2007	5915.2	Transducer
Test Well DT-9	1040	Single	1831	681	819	1500	12	12.5	9/22/2007	5915.12	Transducer
Test Well DT-9	1040	Single	1831	681	819	1500	12	12.5	9/21/2007	5915.18	Transducer
Test Well DT-9	1040	Single	1831	681	819	1500	12	12.5	9/20/2007	5915.16	Transducer
Test Well DT-9	1040	Single	1831	681	819	1500	12	12.5	9/19/2007	5915.12	Transducer
Test Well DT-9	1040	Single	1831	681	819	1500	12	12.5	9/18/2007	5915.15	Transducer
Test Well DT-9	1040	Single	1831	681	819	1500	12	12.5	9/17/2007	5915.24	Transducer
Test Well DT-9	1040	Single	1831	681	819	1500	12	12.5	9/16/2007	5915.13	Transducer
Test Well DT-9	1040	Single	1831	681	819	1500	12	12.5	9/15/2007	5915.09	Transducer
Test Well DT-9	1040	Single	1831	681	819	1500	12	12.5	9/14/2007	5915.12	Transducer
Test Well DT-9	1040	Single	1831	681	819	1500	12	12.5	9/13/2007	5915.17	Transducer
Test Well DT-9	1040	Single	1831	681	819	1500	12	12.5	9/12/2007	5915.16	Transducer
Test Well DT-9	1040	Single	1831	681	819	1500	12	12.5	9/11/2007	5915.03	Transducer
Test Well DT-9	1040	Single	1831	681	819	1500	12	12.5	9/10/2007	5915.12	Transducer
Test Well DT-9	1040	Single	1831	681	819	1500	12	12.5	9/9/2007	5915.12	Transducer
Test Well DT-9	1040	Single	1831	681	819	1500	12	12.5	9/8/2007	5915.11	Transducer
Test Well DT-9	1040	Single	1831	681	819	1500	12	12.5	9/7/2007	5915.12	Transducer
Test Well DT-9	1040	Single	1831	681	819	1500	12	12.5	9/6/2007	5915.18	Transducer
Test Well DT-9	1040	Single	1831	681	819	1500	12	12.5	9/5/2007	5915.24	Transducer
Test Well DT-9	1040	Single	1831	681	819	1500	12	12.5	9/4/2007	5915.19	Transducer
Test Well DT-9	1040	Single	1831	681	819	1500	12	12.5	9/3/2007	5915.11	Transducer
Test Well DT-9	1040	Single	1831	681	819	1500	12	12.5	9/2/2007	5915.09	Transducer
Test Well DT-9	1040	Single	1831	681	819	1500	12	12.5	9/1/2007	5915.15	Transducer
Test Well DT-9	1040	Single	1831	681	819	1500	12	12.5	8/31/2007	5915.11	Transducer
Test Well DT-9	1040	Single	1831	681	819	1500	12	12.5	8/30/2007	5915.02	Transducer
Test Well DT-9	1040	Single	1831	681	819	1500	12	12.5	8/29/2007	5915.1	Transducer
Test Well DT-9	1040	Single	1831	681	819	1500	12	12.5	8/28/2007	5915.14	Transducer
Test Well DT-9	1040	Single	1831	681	819	1500	12	12.5	8/27/2007	5915.14	Transducer
Test Well DT-9	1040	Single	1831	681	819	1500	12	12.5	8/26/2007	5915.11	Transducer
Test Well DT-9	1040	Single	1831	681	819	1500	12	12.5	8/25/2007	5915.11	Transducer
Test Well DT-9	1040	Single	1831	681	819	1500	12	12.5	8/24/2007	5915.15	Transducer
Test Well DT-9	1040	Single	1831	681	819	1500	12	12.5	8/23/2007	5915.16	Transducer
Test Well DT-9	1040	Single	1831	681	819	1500	12	12.5	8/22/2007	5915.17	Transducer
Test Well DT-9	1040	Single	1831	681	819	1500	12	12.5	8/21/2007	5915.15	Transducer
Test Well DT-9	1040	Single	1831	681	819	1500	12	12.5	8/20/2007	5915.17	Transducer
Test Well DT-9	1040	Single	1831	681	819	1500	12	12.5	8/19/2007	5915.18	Transducer
Test Well DT-9	1040	Single	1831	681	819	1500	12	12.5	8/18/2007	5915.15	Transducer
Test Well DT-9	1040	Single	1831	681	819	1500	12	12.5	8/17/2007	5915.11	Transducer
Test Well DT-9	1040	Single	1831	681	819	1500	12	12.5	8/16/2007	5915.14	Transducer
Test Well DT-9	1040	Single	1831	681	819	1500	12	12.5	8/15/2007	5915.16	Transducer
Test Well DT-9	1040	Single	1831	681	819	1500	12	12.5	8/14/2007	5915.12	Transducer
Test Well DT-9	1040	Single	1831	681	819	1500	12	12.5	8/13/2007	5915.08	Transducer
Test Well DT-9	1040	Single	1831	681	819	1500	12	12.5	8/12/2007	5915.09	Transducer
Test Well DT-9	1040	Single	1831	681	819	1500	12	12.5	8/11/2007	5915.14	Transducer
Test Well DT-9	1040	Single	1831	681	819	1500	12	12.5	8/10/2007	5915.08	Transducer
Test Well DT-9	1040	Single	1831	681	819	1500	12	12.5	8/9/2007	5915.14	Transducer
Test Well DT-9	1040	Single	1831	681	819	1500	12	12.5	8/8/2007	5915.15	Transducer
Test Well DT-9	1040	Single	1831	681	819	1500	12	12.5	8/7/2007	5915.17	Transducer
Test Well DT-9	1040	Single	1831	681	819	1500	12	12.5	8/6/2007	5915.17	Transducer
Test Well DT-9	1040	Single	1831	681	819	1500	12	12.5	8/5/2007	5915.16	Transducer
Test Well DT-9	1040	Single	1831	681	819	1500	12	12.5	8/4/2007	5915.14	Transducer
Test Well DT-9	1040	Single	1831	681	819	1500	12	12.5	8/3/2007	5915.1	Transducer
Test Well DT-9	1040	Single	1831	681	819	1500	12	12.5	8/2/2007	5915.12	Transducer
Test Well DT-9	1040	Single	1831	681	819	1500	12	12.5	8/1/2007	5915.14	Transducer

Ancho Canyon Water Levels

Location	Port Depth (ft)	Port Common Name	Port ID	Screened Interval (ft)	Top Depth (ft)	Bottom Depth (ft)	Inner Diam (in.)	Outer Diam (in.)	Date	Water Level (ft)	Method
Test Well DT-9	1040	Single	1831	681	819	1500	12	12.5	7/31/2007	5915.14	Transducer
Test Well DT-9	1040	Single	1831	681	819	1500	12	12.5	7/30/2007	5915.15	Transducer
Test Well DT-9	1040	Single	1831	681	819	1500	12	12.5	7/29/2007	5915.16	Transducer
Test Well DT-9	1040	Single	1831	681	819	1500	12	12.5	7/28/2007	5915.18	Transducer
Test Well DT-9	1040	Single	1831	681	819	1500	12	12.5	7/27/2007	5915.12	Transducer
Test Well DT-9	1040	Single	1831	681	819	1500	12	12.5	7/26/2007	5915.19	Transducer
Test Well DT-9	1040	Single	1831	681	819	1500	12	12.5	7/25/2007	5915.17	Transducer
Test Well DT-9	1040	Single	1831	681	819	1500	12	12.5	7/24/2007	5915.18	Transducer
Test Well DT-9	1040	Single	1831	681	819	1500	12	12.5	7/23/2007	5915.12	Transducer
Test Well DT-9	1040	Single	1831	681	819	1500	12	12.5	7/22/2007	5915.13	Transducer
Test Well DT-9	1040	Single	1831	681	819	1500	12	12.5	7/21/2007	5915.13	Transducer
Test Well DT-9	1040	Single	1831	681	819	1500	12	12.5	7/20/2007	5915.13	Transducer
Test Well DT-9	1040	Single	1831	681	819	1500	12	12.5	7/19/2007	5915.15	Transducer
Test Well DT-9	1040	Single	1831	681	819	1500	12	12.5	7/18/2007	5915.14	Transducer
Test Well DT-9	1040	Single	1831	681	819	1500	12	12.5	7/17/2007	5915.17	Transducer
Test Well DT-9	1040	Single	1831	681	819	1500	12	12.5	7/16/2007	5915.17	Transducer
Test Well DT-9	1040	Single	1831	681	819	1500	12	12.5	7/15/2007	5915.16	Transducer
Test Well DT-9	1040	Single	1831	681	819	1500	12	12.5	7/14/2007	5915.15	Transducer
Test Well DT-9	1040	Single	1831	681	819	1500	12	12.5	7/13/2007	5915.15	Transducer
Test Well DT-9	1040	Single	1831	681	819	1500	12	12.5	7/12/2007	5915.1	Transducer
Test Well DT-9	1040	Single	1831	681	819	1500	12	12.5	7/11/2007	5915.08	Transducer
Test Well DT-9	1040	Single	1831	681	819	1500	12	12.5	7/10/2007	5915.15	Transducer
Test Well DT-9	1040	Single	1831	681	819	1500	12	12.5	7/9/2007	5915.2	Transducer
Test Well DT-9	1040	Single	1831	681	819	1500	12	12.5	7/8/2007	5915.26	Transducer
Test Well DT-9	1040	Single	1831	681	819	1500	12	12.5	7/7/2007	5915.17	Transducer
Test Well DT-9	1040	Single	1831	681	819	1500	12	12.5	7/6/2007	5915.1	Transducer
Test Well DT-9	1040	Single	1831	681	819	1500	12	12.5	7/5/2007	5915.12	Transducer
Test Well DT-9	1040	Single	1831	681	819	1500	12	12.5	7/4/2007	5915.15	Transducer
Test Well DT-9	1040	Single	1831	681	819	1500	12	12.5	7/3/2007	5915.14	Transducer
Test Well DT-9	1040	Single	1831	681	819	1500	12	12.5	7/2/2007	5915.13	Transducer
Test Well DT-9	1040	Single	1831	681	819	1500	12	12.5	7/1/2007	5915.18	Transducer
Test Well DT-9	1040	Single	1831	681	819	1500	12	12.5	6/30/2007	5915.18	Transducer
Test Well DT-9	1040	Single	1831	681	819	1500	12	12.5	6/29/2007	5915.16	Transducer
Test Well DT-9	1040	Single	1831	681	819	1500	12	12.5	6/28/2007	5915.12	Transducer
Test Well DT-9	1040	Single	1831	681	819	1500	12	12.5	6/27/2007	5915.1	Transducer
Test Well DT-9	1040	Single	1831	681	819	1500	12	12.5	6/26/2007	5915.14	Transducer
Test Well DT-9	1040	Single	1831	681	819	1500	12	12.5	6/25/2007	5915.18	Transducer
Test Well DT-9	1040	Single	1831	681	819	1500	12	12.5	6/24/2007	5915.21	Transducer
Test Well DT-9	1040	Single	1831	681	819	1500	12	12.5	6/23/2007	5915.2	Transducer
Test Well DT-9	1040	Single	1831	681	819	1500	12	12.5	6/22/2007	5915.21	Transducer
Test Well DT-9	1040	Single	1831	681	819	1500	12	12.5	6/21/2007	5915.17	Transducer
Test Well DT-9	1040	Single	1831	681	819	1500	12	12.5	6/20/2007	5915.11	Transducer
Test Well DT-9	1040	Single	1831	681	819	1500	12	12.5	6/19/2007	5915.13	Transducer
Test Well DT-9	1040	Single	1831	681	819	1500	12	12.5	6/18/2007	5915.27	Transducer
Test Well DT-9	1040	Single	1831	681	819	1500	12	12.5	6/17/2007	5915.17	Transducer
Test Well DT-9	1040	Single	1831	681	819	1500	12	12.5	6/16/2007	5915.15	Transducer
Test Well DT-9	1040	Single	1831	681	819	1500	12	12.5	6/15/2007	5915.25	Transducer
Test Well DT-9	1040	Single	1831	681	819	1500	12	12.5	6/14/2007	5915.18	Transducer
Test Well DT-9	1040	Single	1831	681	819	1500	12	12.5	6/13/2007	5915.16	Manual
Test Well DT-9	1040	Single	1831	681	819	1500	12	12.5	6/13/2007	5915.19	Transducer
Test Well DT-9	1040	Single	1831	681	819	1500	12	12.5	6/12/2007	5915.22	Transducer
Test Well DT-9	1040	Single	1831	681	819	1500	12	12.5	6/11/2007	5915.25	Transducer
Test Well DT-9	1040	Single	1831	681	819	1500	12	12.5	6/10/2007	5915.22	Transducer
Test Well DT-9	1040	Single	1831	681	819	1500	12	12.5	6/9/2007	5915.14	Transducer
Test Well DT-9	1040	Single	1831	681	819	1500	12	12.5	6/8/2007	5915.06	Transducer
Test Well DT-9	1040	Single	1831	681	819	1500	12	12.5	6/7/2007	5915.25	Transducer
Test Well DT-9	1040	Single	1831	681	819	1500	12	12.5	6/6/2007	5915.37	Transducer
Test Well DT-9	1040	Single	1831	681	819	1500	12	12.5	6/5/2007	5915.21	Transducer
Test Well DT-9	1040	Single	1831	681	819	1500	12	12.5	6/4/2007	5915.15	Transducer

Ancho Canyon Water Levels

Location	Port Depth (ft)	Port Common Name	Port ID	Screened Interval (ft)	Top Depth (ft)	Bottom Depth (ft)	Inner Diam (in.)	Outer Diam (in.)	Date	Water Level (ft)	Method
Test Well DT-9	1040	Single	1831	681	819	1500	12	12.5	6/3/2007	5915.17	Transducer
Test Well DT-9	1040	Single	1831	681	819	1500	12	12.5	6/2/2007	5915.14	Transducer
Test Well DT-9	1040	Single	1831	681	819	1500	12	12.5	6/1/2007	5915.29	Transducer
Test Well DT-9	1040	Single	1831	681	819	1500	12	12.5	5/31/2007	5915.19	Transducer
Test Well DT-9	1040	Single	1831	681	819	1500	12	12.5	5/30/2007	5915.2	Transducer
Test Well DT-9	1040	Single	1831	681	819	1500	12	12.5	5/29/2007	5915.27	Transducer
Test Well DT-9	1040	Single	1831	681	819	1500	12	12.5	5/28/2007	5915.24	Transducer
Test Well DT-9	1040	Single	1831	681	819	1500	12	12.5	5/27/2007	5915.2	Transducer
Test Well DT-9	1040	Single	1831	681	819	1500	12	12.5	5/26/2007	5915.21	Transducer
Test Well DT-9	1040	Single	1831	681	819	1500	12	12.5	5/25/2007	5915.17	Transducer
Test Well DT-9	1040	Single	1831	681	819	1500	12	12.5	5/24/2007	5915.13	Transducer
Test Well DT-9	1040	Single	1831	681	819	1500	12	12.5	5/23/2007	5915.17	Transducer
Test Well DT-9	1040	Single	1831	681	819	1500	12	12.5	5/22/2007	5915.31	Transducer
Test Well DT-9	1040	Single	1831	681	819	1500	12	12.5	5/21/2007	5915.32	Transducer
Test Well DT-9	1040	Single	1831	681	819	1500	12	12.5	5/20/2007	5915.23	Transducer
Test Well DT-9	1040	Single	1831	681	819	1500	12	12.5	5/19/2007	5915.23	Transducer
Test Well DT-9	1040	Single	1831	681	819	1500	12	12.5	5/18/2007	5915.22	Transducer
Test Well DT-9	1040	Single	1831	681	819	1500	12	12.5	5/17/2007	5915.22	Transducer
Test Well DT-9	1040	Single	1831	681	819	1500	12	12.5	5/16/2007	5915.15	Transducer
Test Well DT-9	1040	Single	1831	681	819	1500	12	12.5	5/15/2007	5915.23	Transducer
Test Well DT-9	1040	Single	1831	681	819	1500	12	12.5	5/14/2007	5915.24	Transducer
Test Well DT-9	1040	Single	1831	681	819	1500	12	12.5	5/13/2007	5915.19	Transducer
Test Well DT-9	1040	Single	1831	681	819	1500	12	12.5	5/12/2007	5915.18	Transducer
Test Well DT-9	1040	Single	1831	681	819	1500	12	12.5	5/11/2007	5915.15	Transducer
Test Well DT-9	1040	Single	1831	681	819	1500	12	12.5	5/10/2007	5915.23	Transducer
Test Well DT-9	1040	Single	1831	681	819	1500	12	12.5	5/9/2007	5915.27	Transducer
Test Well DT-9	1040	Single	1831	681	819	1500	12	12.5	5/8/2007	5915.15	Transducer
Test Well DT-9	1040	Single	1831	681	819	1500	12	12.5	5/7/2007	5915.09	Transducer
Test Well DT-9	1040	Single	1831	681	819	1500	12	12.5	5/6/2007	5915.24	Transducer
Test Well DT-9	1040	Single	1831	681	819	1500	12	12.5	5/5/2007	5915.41	Transducer
Test Well DT-9	1040	Single	1831	681	819	1500	12	12.5	5/4/2007	5915.32	Transducer
Test Well DT-9	1040	Single	1831	681	819	1500	12	12.5	5/3/2007	5915.31	Transducer
Test Well DT-9	1040	Single	1831	681	819	1500	12	12.5	5/2/2007	5915.25	Transducer
Test Well DT-9	1040	Single	1831	681	819	1500	12	12.5	5/1/2007	5915.26	Transducer
Test Well DT-9	1040	Single	1831	681	819	1500	12	12.5	4/30/2007	5915.32	Transducer
Test Well DT-9	1040	Single	1831	681	819	1500	12	12.5	4/29/2007	5915.17	Transducer
Test Well DT-9	1040	Single	1831	681	819	1500	12	12.5	4/28/2007	5915.06	Transducer
Test Well DT-9	1040	Single	1831	681	819	1500	12	12.5	4/27/2007	5915.22	Transducer
Test Well DT-9	1040	Single	1831	681	819	1500	12	12.5	4/26/2007	5915.24	Transducer
Test Well DT-9	1040	Single	1831	681	819	1500	12	12.5	4/25/2007	5915.15	Transducer
Test Well DT-9	1040	Single	1831	681	819	1500	12	12.5	4/24/2007	5915.31	Transducer
Test Well DT-9	1040	Single	1831	681	819	1500	12	12.5	4/23/2007	5915.26	Transducer
Test Well DT-9	1040	Single	1831	681	819	1500	12	12.5	4/22/2007	5915.21	Transducer
Test Well DT-9	1040	Single	1831	681	819	1500	12	12.5	4/21/2007	5915.31	Transducer
Test Well DT-9	1040	Single	1831	681	819	1500	12	12.5	4/20/2007	5915.25	Transducer
Test Well DT-9	1040	Single	1831	681	819	1500	12	12.5	4/19/2007	5915.39	Transducer
Test Well DT-9	1040	Single	1831	681	819	1500	12	12.5	4/18/2007	5915.23	Transducer
Test Well DT-9	1040	Single	1831	681	819	1500	12	12.5	4/17/2007	5915.26	Transducer
Test Well DT-9	1040	Single	1831	681	819	1500	12	12.5	4/16/2007	5915.3	Transducer
Test Well DT-9	1040	Single	1831	681	819	1500	12	12.5	4/15/2007	5915.24	Transducer
Test Well DT-9	1040	Single	1831	681	819	1500	12	12.5	4/14/2007	5915.06	Transducer
Test Well DT-9	1040	Single	1831	681	819	1500	12	12.5	4/13/2007	5915.34	Transducer
Test Well DT-9	1040	Single	1831	681	819	1500	12	12.5	4/12/2007	5915.3	Transducer
Test Well DT-9	1040	Single	1831	681	819	1500	12	12.5	4/11/2007	5915.25	Transducer
Test Well DT-9	1040	Single	1831	681	819	1500	12	12.5	4/10/2007	5915.36	Transducer
Test Well DT-9	1040	Single	1831	681	819	1500	12	12.5	4/9/2007	5915.34	Transducer
Test Well DT-9	1040	Single	1831	681	819	1500	12	12.5	4/8/2007	5915.36	Transducer
Test Well DT-9	1040	Single	1831	681	819	1500	12	12.5	4/7/2007	5915.29	Transducer
Test Well DT-9	1040	Single	1831	681	819	1500	12	12.5	4/6/2007	5915.19	Transducer

Ancho Canyon Water Levels

Location	Port Depth (ft)	Port Common Name	Port ID	Screened Interval (ft)	Top Depth (ft)	Bottom Depth (ft)	Inner Diam (in.)	Outer Diam (in.)	Date	Water Level (ft)	Method
Test Well DT-9	1040	Single	1831	681	819	1500	12	12.5	4/5/2007	5915.27	Transducer
Test Well DT-9	1040	Single	1831	681	819	1500	12	12.5	4/4/2007	5915.15	Transducer
Test Well DT-9	1040	Single	1831	681	819	1500	12	12.5	4/3/2007	5915.2	Transducer
Test Well DT-9	1040	Single	1831	681	819	1500	12	12.5	4/2/2007	5915.26	Transducer
Test Well DT-9	1040	Single	1831	681	819	1500	12	12.5	4/1/2007	5915.29	Transducer
Test Well DT-9	1040	Single	1831	681	819	1500	12	12.5	3/31/2007	5915.32	Transducer
Test Well DT-9	1040	Single	1831	681	819	1500	12	12.5	3/30/2007	5915.21	Transducer
Test Well DT-9	1040	Single	1831	681	819	1500	12	12.5	3/29/2007	5915.27	Transducer
Test Well DT-9	1040	Single	1831	681	819	1500	12	12.5	3/28/2007	5915.52	Transducer
Test Well DT-9	1040	Single	1831	681	819	1500	12	12.5	3/27/2007	5915.3	Transducer
Test Well DT-9	1040	Single	1831	681	819	1500	12	12.5	3/26/2007	5915.29	Transducer
Test Well DT-9	1040	Single	1831	681	819	1500	12	12.5	3/25/2007	5915.14	Transducer
Test Well DT-9	1040	Single	1831	681	819	1500	12	12.5	3/24/2007	5915.35	Transducer
Test Well DT-9	1040	Single	1831	681	819	1500	12	12.5	3/23/2007	5915.31	Transducer
Test Well DT-9	1040	Single	1831	681	819	1500	12	12.5	3/22/2007	5915.25	Transducer
Test Well DT-9	1040	Single	1831	681	819	1500	12	12.5	3/21/2007	5915.31	Transducer
Test Well DT-9	1040	Single	1831	681	819	1500	12	12.5	3/20/2007	5915.22	Transducer
Test Well DT-9	1040	Single	1831	681	819	1500	12	12.5	3/19/2007	5915.31	Transducer
Test Well DT-9	1040	Single	1831	681	819	1500	12	12.5	3/18/2007	5915.34	Transducer
Test Well DT-9	1040	Single	1831	681	819	1500	12	12.5	3/17/2007	5915.25	Transducer
Test Well DT-9	1040	Single	1831	681	819	1500	12	12.5	3/16/2007	5915.11	Transducer
Test Well DT-9	1040	Single	1831	681	819	1500	12	12.5	3/15/2007	5915.29	Transducer
Test Well DT-9	1040	Single	1831	681	819	1500	12	12.5	3/14/2007	5915.31	Transducer
Test Well DT-9	1040	Single	1831	681	819	1500	12	12.5	3/13/2007	5915.32	Transducer
Test Well DT-9	1040	Single	1831	681	819	1500	12	12.5	3/12/2007	5915.2	Transducer
Test Well DT-9	1040	Single	1831	681	819	1500	12	12.5	3/11/2007	5915.29	Transducer
Test Well DT-9	1040	Single	1831	681	819	1500	12	12.5	3/10/2007	5915.31	Transducer
Test Well DT-9	1040	Single	1831	681	819	1500	12	12.5	3/9/2007	5915.29	Transducer
Test Well DT-9	1040	Single	1831	681	819	1500	12	12.5	3/8/2007	5915.32	Transducer
Test Well DT-9	1040	Single	1831	681	819	1500	12	12.5	3/7/2007	5915.28	Transducer
Test Well DT-9	1040	Single	1831	681	819	1500	12	12.5	3/6/2007	5915.32	Transducer
Test Well DT-9	1040	Single	1831	681	819	1500	12	12.5	3/5/2007	5915.23	Transducer
Test Well DT-9	1040	Single	1831	681	819	1500	12	12.5	3/4/2007	5915.1	Transducer
Test Well DT-9	1040	Single	1831	681	819	1500	12	12.5	3/3/2007	5915.15	Transducer
Test Well DT-9	1040	Single	1831	681	819	1500	12	12.5	3/2/2007	5915.29	Transducer
Test Well DT-9	1040	Single	1831	681	819	1500	12	12.5	3/1/2007	5915.34	Transducer
Test Well DT-9	1040	Single	1831	681	819	1500	12	12.5	2/28/2007	5915.45	Transducer
Test Well DT-9	1040	Single	1831	681	819	1500	12	12.5	2/27/2007	5915.33	Transducer
Test Well DT-9	1040	Single	1831	681	819	1500	12	12.5	2/26/2007	5915.42	Transducer
Test Well DT-9	1040	Single	1831	681	819	1500	12	12.5	2/25/2007	5915.19	Transducer
Test Well DT-9	1040	Single	1831	681	819	1500	12	12.5	2/24/2007	5915.57	Transducer
Test Well DT-9	1040	Single	1831	681	819	1500	12	12.5	2/23/2007	5915.44	Transducer
Test Well DT-9	1040	Single	1831	681	819	1500	12	12.5	2/22/2007	5915.25	Transducer
Test Well DT-9	1040	Single	1831	681	819	1500	12	12.5	2/21/2007	5915.21	Transducer
Test Well DT-9	1040	Single	1831	681	819	1500	12	12.5	2/20/2007	5915.4	Transducer
Test Well DT-9	1040	Single	1831	681	819	1500	12	12.5	2/19/2007	5915.49	Transducer
Test Well DT-9	1040	Single	1831	681	819	1500	12	12.5	2/18/2007	5915.23	Transducer
Test Well DT-9	1040	Single	1831	681	819	1500	12	12.5	2/17/2007	5915.24	Transducer
Test Well DT-9	1040	Single	1831	681	819	1500	12	12.5	2/16/2007	5915.21	Transducer
Test Well DT-9	1040	Single	1831	681	819	1500	12	12.5	2/15/2007	5915.26	Transducer
Test Well DT-9	1040	Single	1831	681	819	1500	12	12.5	2/14/2007	5915.38	Transducer
Test Well DT-9	1040	Single	1831	681	819	1500	12	12.5	2/13/2007	5915.29	Transducer
Test Well DT-9	1040	Single	1831	681	819	1500	12	12.5	2/12/2007	5915.47	Transducer
Test Well DT-9	1040	Single	1831	681	819	1500	12	12.5	2/11/2007	5915.36	Transducer
Test Well DT-9	1040	Single	1831	681	819	1500	12	12.5	2/10/2007	5915.29	Transducer
Test Well DT-9	1040	Single	1831	681	819	1500	12	12.5	2/9/2007	5915.28	Transducer
Test Well DT-9	1040	Single	1831	681	819	1500	12	12.5	2/8/2007	5915.31	Transducer
Test Well DT-9	1040	Single	1831	681	819	1500	12	12.5	2/7/2007	5915.35	Transducer
Test Well DT-9	1040	Single	1831	681	819	1500	12	12.5	2/6/2007	5915.28	Transducer

Ancho Canyon Water Levels

Location	Port Depth (ft)	Port Common Name	Port ID	Screened Interval (ft)	Top Depth (ft)	Bottom Depth (ft)	Inner Diam (in.)	Outer Diam (in.)	Date	Water Level (ft)	Method
Test Well DT-9	1040	Single	1831	681	819	1500	12	12.5	2/5/2007	5915.24	Transducer
Test Well DT-9	1040	Single	1831	681	819	1500	12	12.5	2/4/2007	5915.18	Transducer
Test Well DT-9	1040	Single	1831	681	819	1500	12	12.5	2/3/2007	5915.19	Transducer
Test Well DT-9	1040	Single	1831	681	819	1500	12	12.5	2/2/2007	5915.3	Transducer
Test Well DT-9	1040	Single	1831	681	819	1500	12	12.5	2/1/2007	5915.52	Transducer
Test Well DT-9	1040	Single	1831	681	819	1500	12	12.5	1/31/2007	5915.53	Transducer
Test Well DT-9	1040	Single	1831	681	819	1500	12	12.5	1/30/2007	5915.34	Transducer
Test Well DT-9	1040	Single	1831	681	819	1500	12	12.5	1/29/2007	5915.34	Transducer
Test Well DT-9	1040	Single	1831	681	819	1500	12	12.5	1/28/2007	5915.26	Transducer
Test Well DT-9	1040	Single	1831	681	819	1500	12	12.5	1/27/2007	5915.41	Transducer
Test Well DT-9	1040	Single	1831	681	819	1500	12	12.5	1/26/2007	5915.42	Transducer
Test Well DT-9	1040	Single	1831	681	819	1500	12	12.5	1/25/2007	5915.23	Transducer
Test Well DT-9	1040	Single	1831	681	819	1500	12	12.5	1/24/2007	5915.22	Transducer
Test Well DT-9	1040	Single	1831	681	819	1500	12	12.5	1/23/2007	5915.31	Transducer
Test Well DT-9	1040	Single	1831	681	819	1500	12	12.5	1/22/2007	5915.2	Transducer
Test Well DT-9	1040	Single	1831	681	819	1500	12	12.5	1/21/2007	5915.47	Transducer
Test Well DT-9	1040	Single	1831	681	819	1500	12	12.5	1/20/2007	5915.5	Transducer
Test Well DT-9	1040	Single	1831	681	819	1500	12	12.5	1/19/2007	5915.24	Transducer
Test Well DT-9	1040	Single	1831	681	819	1500	12	12.5	1/18/2007	5915.31	Transducer
Test Well DT-9	1040	Single	1831	681	819	1500	12	12.5	1/17/2007	5915.37	Transducer
Test Well DT-9	1040	Single	1831	681	819	1500	12	12.5	1/16/2007	5915.18	Transducer
Test Well DT-9	1040	Single	1831	681	819	1500	12	12.5	1/15/2007	5915.2	Transducer
Test Well DT-9	1040	Single	1831	681	819	1500	12	12.5	1/14/2007	5915.45	Transducer
Test Well DT-9	1040	Single	1831	681	819	1500	12	12.5	1/13/2007	5915.37	Transducer
Test Well DT-9	1040	Single	1831	681	819	1500	12	12.5	1/12/2007	5915.43	Transducer
Test Well DT-9	1040	Single	1831	681	819	1500	12	12.5	1/11/2007	5915.53	Transducer
Test Well DT-9	1040	Single	1831	681	819	1500	12	12.5	1/10/2007	5915.43	Transducer
Test Well DT-9	1040	Single	1831	681	819	1500	12	12.5	1/9/2007	5915.22	Transducer
Test Well DT-9	1040	Single	1831	681	819	1500	12	12.5	1/8/2007	5915.26	Transducer
Test Well DT-9	1040	Single	1831	681	819	1500	12	12.5	1/7/2007	5915.26	Transducer
Test Well DT-9	1040	Single	1831	681	819	1500	12	12.5	1/6/2007	5915.16	Transducer
Test Well DT-9	1040	Single	1831	681	819	1500	12	12.5	1/5/2007	5915.52	Transducer
Test Well DT-9	1040	Single	1831	681	819	1500	12	12.5	1/4/2007	5915.42	Transducer
Test Well DT-9	1040	Single	1831	681	819	1500	12	12.5	1/3/2007	5915.37	Transducer
Test Well DT-9	1040	Single	1831	681	819	1500	12	12.5	1/2/2007	5915.29	Transducer
Test Well DT-9	1040	Single	1831	681	819	1500	12	12.5	1/1/2007	5915.3	Transducer
Test Well DT-9	1040	Single	1831	681	819	1500	12	12.5	12/31/2006	5915.23	Transducer
Test Well DT-9	1040	Single	1831	681	819	1500	12	12.5	12/30/2006	5915.38	Transducer
Test Well DT-9	1040	Single	1831	681	819	1500	12	12.5	12/29/2006	5915.29	Transducer
Test Well DT-9	1040	Single	1831	681	819	1500	12	12.5	12/28/2006	5915.61	Transducer
Test Well DT-9	1040	Single	1831	681	819	1500	12	12.5	12/27/2006	5915.44	Transducer
Test Well DT-9	1040	Single	1831	681	819	1500	12	12.5	12/26/2006	5915.3	Transducer
Test Well DT-9	1040	Single	1831	681	819	1500	12	12.5	12/25/2006	5915.14	Transducer
Test Well DT-9	1040	Single	1831	681	819	1500	12	12.5	12/24/2006	5915.3	Transducer
Test Well DT-9	1040	Single	1831	681	819	1500	12	12.5	12/23/2006	5915.26	Transducer
Test Well DT-9	1040	Single	1831	681	819	1500	12	12.5	12/22/2006	5915.28	Transducer
Test Well DT-9	1040	Single	1831	681	819	1500	12	12.5	12/21/2006	5915.32	Transducer
Test Well DT-9	1040	Single	1831	681	819	1500	12	12.5	12/20/2006	5915.52	Transducer
Test Well DT-9	1040	Single	1831	681	819	1500	12	12.5	12/19/2006	5915.3	Transducer
Test Well DT-9	1040	Single	1831	681	819	1500	12	12.5	12/18/2006	5915.25	Transducer
Test Well DT-9	1040	Single	1831	681	819	1500	12	12.5	12/17/2006	5915.37	Transducer
Test Well DT-9	1040	Single	1831	681	819	1500	12	12.5	12/16/2006	5915.43	Transducer
Test Well DT-9	1040	Single	1831	681	819	1500	12	12.5	12/15/2006	5915.34	Transducer
Test Well DT-9	1040	Single	1831	681	819	1500	12	12.5	12/14/2006	5915.36	Transducer
Test Well DT-9	1040	Single	1831	681	819	1500	12	12.5	12/13/2006	5915.3	Transducer
Test Well DT-9	1040	Single	1831	681	819	1500	12	12.5	12/12/2006	5915.19	Transducer
Test Well DT-9	1040	Single	1831	681	819	1500	12	12.5	12/11/2006	5915.41	Transducer
Test Well DT-9	1040	Single	1831	681	819	1500	12	12.5	12/10/2006	5915.37	Transducer
Test Well DT-9	1040	Single	1831	681	819	1500	12	12.5	12/9/2006	5915.4	Transducer

Ancho Canyon Water Levels

Location	Port Depth (ft)	Port Common Name	Port ID	Screened Interval (ft)	Top Depth (ft)	Bottom Depth (ft)	Inner Diam (in.)	Outer Diam (in.)	Date	Water Level (ft)	Method
Test Well DT-9	1040	Single	1831	681	819	1500	12	12.5	12/8/2006	5915.25	Transducer
Test Well DT-9	1040	Single	1831	681	819	1500	12	12.5	12/7/2006	5915.25	Transducer
Test Well DT-9	1040	Single	1831	681	819	1500	12	12.5	12/6/2006	5915.34	Transducer
Test Well DT-9	1040	Single	1831	681	819	1500	12	12.5	12/5/2006	5915.33	Transducer
Test Well DT-9	1040	Single	1831	681	819	1500	12	12.5	12/4/2006	5915.21	Transducer
Test Well DT-9	1040	Single	1831	681	819	1500	12	12.5	12/3/2006	5915.12	Transducer
Test Well DT-9	1040	Single	1831	681	819	1500	12	12.5	12/2/2006	5915.33	Transducer
Test Well DT-9	1040	Single	1831	681	819	1500	12	12.5	12/1/2006	5915.24	Transducer
Test Well DT-9	1040	Single	1831	681	819	1500	12	12.5	11/30/2006	5915.1	Transducer
Test Well DT-9	1040	Single	1831	681	819	1500	12	12.5	11/29/2006	5915.38	Transducer
Test Well DT-9	1040	Single	1831	681	819	1500	12	12.5	11/28/2006	5915.67	Manual
Test Well DT-9	1040	Single	1831	681	819	1500	12	12.5	11/28/2006	5915.39	Transducer
Test Well DT-9	1040	Single	1831	681	819	1500	12	12.5	11/27/2006	5915.29	Transducer
Test Well DT-9	1040	Single	1831	681	819	1500	12	12.5	11/26/2006	5915.33	Transducer
Test Well DT-9	1040	Single	1831	681	819	1500	12	12.5	11/25/2006	5915.34	Transducer
Test Well DT-9	1040	Single	1831	681	819	1500	12	12.5	11/24/2006	5915.32	Transducer
Test Well DT-9	1040	Single	1831	681	819	1500	12	12.5	11/23/2006	5915.28	Transducer
Test Well DT-9	1040	Single	1831	681	819	1500	12	12.5	11/22/2006	5915.26	Transducer
Test Well DT-9	1040	Single	1831	681	819	1500	12	12.5	11/21/2006	5915.25	Transducer
Test Well DT-9	1040	Single	1831	681	819	1500	12	12.5	11/20/2006	5915.15	Transducer
Test Well DT-9	1040	Single	1831	681	819	1500	12	12.5	11/19/2006	5915.14	Transducer
Test Well DT-9	1040	Single	1831	681	819	1500	12	12.5	11/18/2006	5915.23	Transducer
Test Well DT-9	1040	Single	1831	681	819	1500	12	12.5	11/17/2006	5915.28	Transducer
Test Well DT-9	1040	Single	1831	681	819	1500	12	12.5	11/16/2006	5915.24	Transducer
Test Well DT-9	1040	Single	1831	681	819	1500	12	12.5	11/15/2006	5915.16	Transducer
Test Well DT-9	1040	Single	1831	681	819	1500	12	12.5	11/14/2006	5915.36	Transducer
Test Well DT-9	1040	Single	1831	681	819	1500	12	12.5	11/13/2006	5915.16	Transducer
Test Well DT-9	1040	Single	1831	681	819	1500	12	12.5	11/12/2006	5915.48	Transducer
Test Well DT-9	1040	Single	1831	681	819	1500	12	12.5	11/11/2006	5915.07	Transducer
Test Well DT-9	1040	Single	1831	681	819	1500	12	12.5	11/10/2006	5915.27	Transducer
Test Well DT-9	1040	Single	1831	681	819	1500	12	12.5	11/9/2006	5915.37	Transducer
Test Well DT-9	1040	Single	1831	681	819	1500	12	12.5	11/8/2006	5915.33	Transducer
Test Well DT-9	1040	Single	1831	681	819	1500	12	12.5	11/7/2006	5915.24	Transducer
Test Well DT-9	1040	Single	1831	681	819	1500	12	12.5	11/6/2006	5915.22	Transducer
Test Well DT-9	1040	Single	1831	681	819	1500	12	12.5	11/5/2006	5915.24	Transducer
Test Well DT-9	1040	Single	1831	681	819	1500	12	12.5	11/4/2006	5915.3	Transducer
Test Well DT-9	1040	Single	1831	681	819	1500	12	12.5	11/3/2006	5915.25	Transducer
Test Well DT-9	1040	Single	1831	681	819	1500	12	12.5	11/2/2006	5915.16	Transducer
Test Well DT-9	1040	Single	1831	681	819	1500	12	12.5	11/1/2006	5915.29	Transducer
Test Well DT-9	1040	Single	1831	681	819	1500	12	12.5	10/31/2006	5915.26	Transducer
Test Well DT-9	1040	Single	1831	681	819	1500	12	12.5	10/30/2006	5915.45	Transducer
Test Well DT-9	1040	Single	1831	681	819	1500	12	12.5	10/29/2006	5915.34	Transducer
Test Well DT-9	1040	Single	1831	681	819	1500	12	12.5	10/28/2006	5915.17	Transducer
Test Well DT-9	1040	Single	1831	681	819	1500	12	12.5	10/27/2006	5915.07	Transducer
Test Well DT-9	1040	Single	1831	681	819	1500	12	12.5	10/26/2006	5915.28	Transducer
Test Well DT-9	1040	Single	1831	681	819	1500	12	12.5	10/25/2006	5915.37	Transducer
Test Well DT-9	1040	Single	1831	681	819	1500	12	12.5	10/24/2006	5915.32	Transducer
Test Well DT-9	1040	Single	1831	681	819	1500	12	12.5	10/23/2006	5915.22	Transducer
Test Well DT-9	1040	Single	1831	681	819	1500	12	12.5	10/22/2006	5915.11	Transducer
Test Well DT-9	1040	Single	1831	681	819	1500	12	12.5	10/21/2006	5915.32	Transducer
Test Well DT-9	1040	Single	1831	681	819	1500	12	12.5	10/20/2006	5915.31	Transducer
Test Well DT-9	1040	Single	1831	681	819	1500	12	12.5	10/19/2006	5915.17	Transducer
Test Well DT-9	1040	Single	1831	681	819	1500	12	12.5	10/18/2006	5915.21	Transducer
Test Well DT-9	1040	Single	1831	681	819	1500	12	12.5	10/17/2006	5915.31	Transducer
Test Well DT-9	1040	Single	1831	681	819	1500	12	12.5	10/16/2006	5915.39	Transducer
Test Well DT-9	1040	Single	1831	681	819	1500	12	12.5	10/15/2006	5915.39	Transducer
Test Well DT-9	1040	Single	1831	681	819	1500	12	12.5	10/14/2006	5915.27	Transducer
Test Well DT-9	1040	Single	1831	681	819	1500	12	12.5	10/13/2006	5915.27	Transducer
Test Well DT-9	1040	Single	1831	681	819	1500	12	12.5	10/12/2006	5915.3	Transducer

Ancho Canyon Water Levels

Location	Port Depth (ft)	Port Common Name	Port ID	Screened Interval (ft)	Top Depth (ft)	Bottom Depth (ft)	Inner Diam (in.)	Outer Diam (in.)	Date	Water Level (ft)	Method
Test Well DT-9	1040	Single	1831	681	819	1500	12	12.5	10/11/2006	5915.26	Transducer
Test Well DT-9	1040	Single	1831	681	819	1500	12	12.5	10/10/2006	5915.31	Transducer
Test Well DT-9	1040	Single	1831	681	819	1500	12	12.5	10/9/2006	5915.28	Transducer
Test Well DT-9	1040	Single	1831	681	819	1500	12	12.5	10/8/2006	5915.23	Transducer
Test Well DT-9	1040	Single	1831	681	819	1500	12	12.5	10/7/2006	5915.27	Transducer
Test Well DT-9	1040	Single	1831	681	819	1500	12	12.5	10/6/2006	5915.23	Transducer
Test Well DT-9	1040	Single	1831	681	819	1500	12	12.5	10/5/2006	5915.16	Transducer
Test Well DT-9	1040	Single	1831	681	819	1500	12	12.5	10/4/2006	5915.19	Transducer
Test Well DT-9	1040	Single	1831	681	819	1500	12	12.5	10/3/2006	5915.23	Transducer
Test Well DT-9	1040	Single	1831	681	819	1500	12	12.5	10/2/2006	5915.22	Transducer
Test Well DT-9	1040	Single	1831	681	819	1500	12	12.5	10/1/2006	5915.26	Transducer
Test Well DT-9	1040	Single	1831	681	819	1500	12	12.5	9/30/2006	5915.27	Transducer
Test Well DT-9	1040	Single	1831	681	819	1500	12	12.5	9/29/2006	5915.3	Transducer
Test Well DT-9	1040	Single	1831	681	819	1500	12	12.5	9/28/2006	5915.22	Transducer
Test Well DT-9	1040	Single	1831	681	819	1500	12	12.5	9/27/2006	5915.26	Transducer
Test Well DT-9	1040	Single	1831	681	819	1500	12	12.5	9/26/2006	5915.24	Transducer
Test Well DT-9	1040	Single	1831	681	819	1500	12	12.5	9/25/2006	5915.2	Transducer

Appendix D

Analytical Results

The following symbols, abbreviations, and acronyms are used throughout Appendix D.

—	none
*	(Inorganic) The result for this analyte in the Los Alamos National Laboratory (Laboratory) replicate analysis was outside acceptance criteria.
B	(Organic) This analyte was detected in the associated Laboratory method blank and the sample. (B) (Inorganic) The result for this analyte was greater than the instrument detection limit but less than the contract-required detection limit.
CS	client sample
CST	control sample triplicate
DUP	duplicate sample
E	(Organic) The result for this analyte exceeded the upper range of the instrument initial calibration curve. (E) (Inorganic) (inductively coupled plasma–atomic emission spectroscopy). The result for this analyte in the serial dilution analysis was outside acceptance criteria. (E) (Inorganic) (graphite furnace atomic absorption) The result for this analyte failed one or more Contract Laboratory Program acceptance criteria as explained in the case narrative.
EES6	The Laboratory’s Earth and Environmental Sciences Division (Hydrology, Geochemistry, and Geology Group)
EPA	U.S. Environmental Protection Agency
F	filtered
FD	field duplicate
FTB	field trip blank
GELC	General Engineering Laboratories
GEO	Geochron Analytical Laboratory
H	(Organic/Inorganic) The required extraction or analysis holding time for this result was exceeded.
HUFFMAN	Huffman Analytical Laboratory
Inorg	inorganic
J	(Organic/Inorganic) The required extraction or analysis holding time for this result was exceeded.
J-	Presumptive evidence of the presence of the material is at an estimated quantity with a suspected negative bias.
J+	The analyte is classified as detected, but the reported concentration value is expected to be more uncertain than usual with a potential positive bias.

LLEE	low-level electrolytic extraction
LT	(Rad) The result for this analyte is affected by spectral interference.
JN-	Presumptive evidence of the presence of the material is at an estimated quantity with a suspected negative bias.
JN+	Presumptive evidence of the presence of the material is at an estimated quantity with a suspected positive bias.
MDA	material disposal area
MDL	method detection limit
Met	metals
mV	millivolt
n/a	not applicable
NQ	No validation qualifier flag is associated with this result, and the analyte is classified as detected.
PARA	Paragon Analytical Laboratory
R	rejected
Rad	radionuclides
STSL	Severn Trent St. Louis Analytical Laboratory
SV	semivolatile organics
TPU	total propagated uncertainty
U	not detected
UF	unfiltered
UMTL	University of Miami Tritium Laboratory
VOA	volatile organic analysis
WG	groundwater
WM	snowmelt
WP	persistent water
WS	surface water

Ancho Canyon Watershed Last Four Analytical Results
for Sampling September 25, 2007 - November 10, 2007

Location	Port	Depth (ft)	Date	Field Matrix	Field Prep	Lab Sample Type	Field QC Type	Suite	Method	Analyte Desc	Analyte	Symbol	Result	1-sigma TPU	MDA	MDL	Units	Lab Qual	2nd Qual	Request	Sample	Lab
Ancho at Rio Grande	n/a	n/a	09/25/07	WS	F	CS	—	Geninorg	EPA:310.1	Alkalinity-CO ₃	Alkalinity-CO ₃	—	19.9	—	—	0.725	mg/L	—	—	194654	GF070900PGRA01	GELC
Ancho at Rio Grande	n/a	n/a	09/19/06	WP	F	CS	—	Geninorg	EPA:310.1	Alkalinity-CO ₃	Alkalinity-CO ₃	—	4.92	—	—	0.725	mg/L	—	—	172455	GF060900PGRA01	GELC
Ancho at Rio Grande	n/a	n/a	09/27/05	WS	F	CS	—	Geninorg	EPA:310.1	Alkalinity-CO ₃	Alkalinity-CO ₃	<	1.45	—	—	1.45	mg/L	U	—	146888	GF05090PGRA01	GELC
Ancho at Rio Grande	n/a	n/a	09/14/04	WS	F	CS	—	Geninorg	EPA:310.1	Alkalinity-CO ₃	Alkalinity-CO ₃	<	1.45	—	—	1.45	mg/L	U	—	121726	GF04090WGRA01	GELC
Ancho at Rio Grande	n/a	n/a	09/14/04	WS	F	DUP	—	Geninorg	EPA:310.1	Alkalinity-CO ₃	Alkalinity-CO ₃	<	1.45	—	—	1.45	mg/L	U	—	121726	GF04090WGRA01	GELC
Ancho at Rio Grande	n/a	n/a	10/07/03	WS	F	CS	—	Geninorg	EPA:310.1	Alkalinity-CO ₃	Alkalinity-CO ₃	<	1.45	—	—	1.45	mg/L	U	—	89799	GF03080WGRA01	GELC
Ancho at Rio Grande	n/a	n/a	09/19/06	WP	UF	CS	—	Geninorg	EPA:310.1	Alkalinity-CO ₃	Alkalinity-CO ₃	—	6.32	—	—	0.725	mg/L	—	—	172455	GU060900PGRA01	GELC
Ancho at Rio Grande	n/a	n/a	09/25/07	WS	F	CS	—	Geninorg	EPA:310.1	Alkalinity-CO ₃ +HCO ₃	Alkalinity-CO ₃ +HCO ₃	—	61.7	—	—	0.725	mg/L	—	—	194654	GF070900PGRA01	GELC
Ancho at Rio Grande	n/a	n/a	09/19/06	WP	F	CS	—	Geninorg	EPA:310.1	Alkalinity-CO ₃ +HCO ₃	Alkalinity-CO ₃ +HCO ₃	—	66.8	—	—	0.725	mg/L	—	—	172455	GF060900PGRA01	GELC
Ancho at Rio Grande	n/a	n/a	09/27/05	WS	F	CS	—	Geninorg	EPA:310.1	Alkalinity-CO ₃ +HCO ₃	Alkalinity-CO ₃ +HCO ₃	—	57.1	—	—	1.45	mg/L	—	—	146888	GF05090PGRA01	GELC
Ancho at Rio Grande	n/a	n/a	09/14/04	WS	F	CS	—	Geninorg	EPA:310.1	Alkalinity-CO ₃ +HCO ₃	Alkalinity-CO ₃ +HCO ₃	—	61.7	—	—	1.45	mg/L	—	—	121726	GF04090WGRA01	GELC
Ancho at Rio Grande	n/a	n/a	09/14/04	WS	F	DUP	—	Geninorg	EPA:310.1	Alkalinity-CO ₃ +HCO ₃	Alkalinity-CO ₃ +HCO ₃	—	58.7	—	—	1.45	mg/L	—	—	121726	GF04090WGRA01	GELC
Ancho at Rio Grande	n/a	n/a	10/07/03	WS	F	CS	—	Geninorg	EPA:310.1	Alkalinity-CO ₃ +HCO ₃	Alkalinity-CO ₃ +HCO ₃	—	91.5	—	—	1.45	mg/L	—	—	89799	GF03080WGRA01	GELC
Ancho at Rio Grande	n/a	n/a	09/19/06	WP	UF	CS	—	Geninorg	EPA:310.1	Alkalinity-CO ₃ +HCO ₃	Alkalinity-CO ₃ +HCO ₃	—	77.2	—	—	0.725	mg/L	—	—	172455	GU060900PGRA01	GELC
Ancho at Rio Grande	n/a	n/a	09/25/07	WS	F	CS	—	Geninorg	EPA:350.1	Ammonia as Nitrogen	NH3-N	—	0.147	—	—	0.03	mg/L	—	J	194654	GF070900PGRA01	GELC
Ancho at Rio Grande	n/a	n/a	09/19/06	WP	F	CS	—	Geninorg	EPA:350.1	Ammonia as Nitrogen	NH3-N	<	0.193	—	—	0.01	mg/L	—	R, U	172455	GF060900PGRA01	GELC
Ancho at Rio Grande	n/a	n/a	09/27/05	WS	F	CS	—	Geninorg	EPA:350.1	Ammonia as Nitrogen	NH3-N	<	0.01	—	—	0.01	mg/L	U	R, UJ	146888	GF05090PGRA01	GELC
Ancho at Rio Grande	n/a	n/a	09/19/06	WP	UF	CS	—	Geninorg	EPA:350.1	Ammonia as Nitrogen	NH3-N	<	0.079	—	—	0.01	mg/L	—	J, U	172455	GU060900PGRA01	GELC
Ancho at Rio Grande	n/a	n/a	09/25/07	WS	F	CS	—	Geninorg	SW-846:6010B	Calcium	Ca	—	12.9	—	—	0.03	mg/L	—	—	194654	GF070900PGRA01	GELC
Ancho at Rio Grande	n/a	n/a	09/19/06	WP	F	CS	—	Geninorg	SW-846:6010B	Calcium	Ca	—	13.6	—	—	0.036	mg/L	—	—	172455	GF060900PGRA01	GELC
Ancho at Rio Grande	n/a	n/a	09/27/05	WS	F	CS	—	Geninorg	SW-846:6010B	Calcium	Ca	—	12.6	—	—	0.036	mg/L	—	—	146888	GF05090PGRA01	GELC
Ancho at Rio Grande	n/a	n/a	09/14/04	WS	F	CS	—	Geninorg	EPA:200.7	Calcium	Ca	—	12.4	—	—	0.00823	mg/L	—	—	121726	GF04090WGRA01	GELC
Ancho at Rio Grande	n/a	n/a	09/14/04	WS	F	DUP	—	Geninorg	EPA:200.7	Calcium	Ca	—	12.4	—	—	0.00823	mg/L	—	—	121726	GF04090WGRA01	GELC
Ancho at Rio Grande	n/a	n/a	10/07/03	WS	F	CS	—	Geninorg	EPA:200.7	Calcium	Ca	—	12.8	—	—	0.00823	mg/L	—	—	89799	GF03080WGRA01	GELC
Ancho at Rio Grande	n/a	n/a	09/25/07	WS	UF	CS	—	Geninorg	SW-846:6010B	Calcium	Ca	—	12.6	—	—	0.03	mg/L	—	—	194654	GU070900PGRA01	GELC
Ancho at Rio Grande	n/a	n/a	09/19/06	WP	UF	CS	—	Geninorg	SW-846:6010B	Calcium	Ca	—	13.7	—	—	0.036	mg/L	—	—	172455	GU060900PGRA01	GELC
Ancho at Rio Grande	n/a	n/a	09/27/05	WS	UF	CS	—	Geninorg	SW-846:6010B	Calcium	Ca	—	12.6	—	—	0.036	mg/L	—	—	146888	GU05090PGRA01	GELC
Ancho at Rio Grande	n/a	n/a	09/25/07	WS	F	CS	—	Geninorg	EPA:300.0	Chloride	Cl(-1)	—	2.29	—	—	0.066	mg/L	—	—	194654	GF070900PGRA01	GELC
Ancho at Rio Grande	n/a	n/a	09/19/06	WP	F	CS	—	Geninorg	EPA:300.0	Chloride	Cl(-1)	—	2.43	—	—	0.066	mg/L	—	—	172455	GF060900PGRA01	GELC
Ancho at Rio Grande	n/a	n/a	09/27/05	WS	F	CS	—	Geninorg	EPA:300.0	Chloride	Cl(-1)	—	2.35	—	—	0.053	mg/L	—	—	146888	GF05090PGRA01	GELC
Ancho at Rio Grande	n/a	n/a	09/14/04	WS	F	CS	—	Geninorg	EPA:300.0	Chloride	Cl(-1)	—	2.47	—	—	0.0322	mg/L	—	—	121726	GF04090WGRA01	GELC
Ancho at Rio Grande	n/a	n/a	09/14/04	WS	F	DUP	—	Geninorg	EPA:300.0	Chloride	Cl(-1)	—	2.46	—	—	0.0322	mg/L	—	—	121726	GF04090WGRA01	GELC
Ancho at Rio Grande	n/a	n/a	10/07/03	WS	F	CS	—	Geninorg	EPA:300.0	Chloride	Cl(-1)	—	2.77	—	—	0.0322	mg/L	—	—	89799	GF03080WGRA01	GELC
Ancho at Rio Grande	n/a	n/a	09/19/06	WP	UF	CS	—	Geninorg	EPA:300.0	Chloride	Cl(-1)	—	2.43	—	—	0.066	mg/L	—	—	172455	GU060900PGRA01	GELC
Ancho at Rio Grande	n/a	n/a	09/25/07	WS	F	CS	—	Geninorg	EPA:300.0	Fluoride	F(-1)	—	0.407	—	—	0.033	mg/L	—	—	194654	GF070900PGRA01	GELC
Ancho at Rio Grande	n/a	n/a	09/19/06	WP	F	CS	—	Geninorg	EPA:300.0	Fluoride	F(-1)	<	0.437	—	—	0.033	mg/L	—	U	172455	GF060900PGRA01	GELC
Ancho at Rio Grande	n/a	n/a	09/27/05	WS	F	CS	—	Geninorg	EPA:300.0	Fluoride	F(-1)	—	0.383	—	—	0.03	mg/L	—	—	146888	GF05090PGRA01	GELC
Ancho at Rio Grande	n/a	n/a	09/14/04	WS	F	CS	—	Geninorg	EPA:300.0	Fluoride	F(-1)	—	0.412	—	—	0.0553	mg/L	—	—	121726	GF04090WGRA01	GELC
Ancho at Rio Grande	n/a	n/a	09/14/04	WS	F	DUP	—	Geninorg	EPA:300.0	Fluoride	F(-1)	—	0.413	—	—	0.0553	mg/L	—	—	121726	GF04090WGRA01	GELC
Ancho at Rio Grande	n/a	n/a	10/07/03	WS	F	CS	—	Geninorg	EPA:300.0	Fluoride	F(-1)	—	0.272	—	—	0.0553	mg/L	—	—	89799	GF03080WGRA01	GELC
Ancho at Rio Grande	n/a	n/a	09/19/06	WP	UF	CS	—	Geninorg	EPA:300.0	Fluoride	F(-1)	<	0.431	—	—	0.033	mg/L	—	U	172455	GU060900PGRA01	GELC
Ancho at Rio Grande	n/a	n/a	09/25/07	WS	F	CS	—	Geninorg	SM:A2340B	Hardness	HARDNESS	—	44.8	—	—	0.425	mg/L	—	—	194654	GF070900PGRA01	GELC
Ancho at Rio Grande	n/a	n/a	09/19/06	WP	F	CS	—	Geninorg	SM:A2340B	Hardness	HARDNESS	—	47.4	—	—	0.085	mg/L	—	—	172455	GF060900PGRA01	GELC
Ancho at Rio Grande	n/a	n/a	09/27/05	WS	F	CS	—	Geninorg	SM:A2340B	Hardness	HARDNESS	—	45	—	—	0.085	mg/L	—	—	146888	GF05090PGRA01	GELC
Ancho at Rio Grande	n/a	n/a	09/14/04	WS	F	CS	—	Geninorg	EPA:200.7	Hardness	HARDNESS	—	44	—	—	0.00823	mg/L	—	—	121726	GF04090WGRA01	GELC
Ancho at Rio Grande	n/a	n/a	10/07/03	WS	F	CS	—	Geninorg	EPA:200.7	Hardness	HARDNESS	—	46.1	—	—	0.00823	mg/L	—	—	89799	GF03080WGRA01	GELC
Ancho at Rio Grande	n/a	n/a	09/25/07	WS	UF	CS	—	Geninorg	SM:A2340B	Hardness	HARDNESS	—	44.1	—	—	0.425	mg/L	—	—	194654	GU070900PGRA01	GELC
Ancho at Rio Grande	n/a	n/a	09/19/06	WP	UF	CS	—	Geninorg	SM:A2340B	Hardness	HARDNESS	—	47.6	—	—	0.085	mg/L	—	—	172455	GU060900PGRA01	GELC
Ancho at Rio Grande	n/a	n/a	09/27/05	WS	UF	CS	—	Geninorg	SM:A2340B	Hardness	HARDNESS	—	45.2	—	—	0.085	mg/L	—	—	146888	GU05090PGRA01	GELC
Ancho at Rio Grande	n/a	n/a	09/25/07	WS	F	CS	—	Geninorg	SW-846:6010B	Magnesium	Mg	—	3.09	—	—	0.085	mg/L	—	—	194654	GF070900PGRA01	GELC
Ancho at Rio Grande	n/a	n/a	09/19/06	WP	F	CS	—	Geninorg	SW-846:6010B	Magnesium	Mg	—	3.27	—	—	0.085	mg/L	—	—	172455	GF060900PGRA01	GELC
Ancho at Rio Grande	n/a	n/a	09/27/05	WS	F	CS	—	Geninorg	SW-846:6010B	Magnesium	Mg	—	3.29	—	—	0.085	mg/L	—	—	146888	GF05090PGRA01	GELC
Ancho at Rio Grande	n/a	n/a	09/14/04	WS	F	CS	—	Geninorg	EPA:200.7	Magnesium	Mg	—	3.14	—	—	0.00332	mg/L	—	—	121726	GF04090WGRA01	GELC
Ancho at Rio Grande	n/a	n/a	09/14/04	WS	F	DUP	—	Geninorg	EPA:200.7	Magnesium	Mg	—	3.14	—	—	0.00332	mg/L	—	—	121726	GF04090WGRA01	GELC
Ancho at Rio Grande	n/a	n/a	10/07/03	WS	F	CS	—	Geninorg	EPA:200.7	Magnesium	Mg	—	3.45	—	—	0.00332	mg/L	—	—	89799	GF03080WGRA01	GELC
Ancho at Rio Grande	n/a	n/a	09/25/07	WS	UF	CS	—	Geninorg	SW-846:6010B	Magnesium	Mg	—	3.05	—	—	0.085	mg/L	—	—	194654	GU070900PGRA01	GELC
Ancho at Rio Grande	n/a	n/a	09/19/06	WP	UF	CS	—	Geninorg	SW-846:6010B	Magnesium	Mg	—	3.27	—	—	0.085	mg/L	—	—	172455	GU060900PGRA01	GELC
Ancho at Rio Grande	n/a	n/a	09/27/05	WS	UF	CS	—	Geninorg	SW-846:6010B	Magnesium	Mg	—	3.31	—	—	0.085	mg/L	—	—	146888	GU05090PGRA01	GELC
Ancho at Rio Grande	n/a	n/a	09/25/07	WS	F	CS	—	Geninorg	SW-846:6850	Perchlorate	ClO4	—	0.143	—	—	0.05	ug/L	J	—	194654	GF070900PGRA01	GELC
Ancho at Rio Grande	n/a	n/a	09/19/06	WP	F	CS	—	Geninorg	SW846 6850	Perchlorate	ClO4	—	0.128	—	—	0.05	ug/L	J	—	172455	GF060900PGRA01	GELC
Ancho at Rio Grande	n/a	n/a	09/19/06	WP	F	CS	—	Geninorg	EPA:314.0	Perchlorate	ClO4	<	4	—	—	4	ug/L	U	—	172455	GF060900PGRA01	GELC
Ancho at Rio Grande	n/a	n/a	09/27/05	WS	F	CS	—	Geninorg	SW846 6850	Perchlorate	ClO4	—	0.163	—	—	0.05	ug/L	J	—	146888	GF05090PGRA01	GELC
Ancho at Rio Grande	n/a	n/a	09/27/05	WS	F	CS</																

Ancho Canyon Watershed Last Four Analytical Results
for Sampling September 25, 2007 - November 10, 2007

Location	Port	Depth (ft)	Date	Field Matrix	Field Prep	Lab Sample Type	Field QC Type	Suite	Method	Analyte Desc	Analyte	Symbol	Result	1-sigma TPU	MDA	MDL	Units	Lab Qual	2nd Qual	Request	Sample	Lab
Ancho at Rio Grande	n/a	n/a	10/07/03	WS	UF	CS	—	Geninorg	EPA:314.0	Perchlorate	ClO4	<	4	—	—	4	ug/L	U	—	89799	GU03080WGRA01	GELC
Ancho at Rio Grande	n/a	n/a	09/25/07	WS	F	CS	—	Geninorg	SW-846:6010B	Potassium	K	—	1.56	—	—	0.05	mg/L	—	—	194654	GF070900PGRA01	GELC
Ancho at Rio Grande	n/a	n/a	09/19/06	WP	F	CS	—	Geninorg	SW-846:6010B	Potassium	K	—	1.89	—	—	0.05	mg/L	—	—	172455	GF060900PGRA01	GELC
Ancho at Rio Grande	n/a	n/a	09/27/05	WS	F	CS	—	Geninorg	SW-846:6010B	Potassium	K	—	1.77	—	—	0.05	mg/L	—	—	146888	GF05090PGRA01	GELC
Ancho at Rio Grande	n/a	n/a	09/14/04	WS	F	CS	—	Geninorg	EPA:200.7	Potassium	K	—	1.66	—	—	0.0372	mg/L	—	—	121726	GF04090WGRA01	GELC
Ancho at Rio Grande	n/a	n/a	09/14/04	WS	F	DUP	—	Geninorg	EPA:200.7	Potassium	K	—	1.66	—	—	0.0372	mg/L	—	—	121726	GF04090WGRA01	GELC
Ancho at Rio Grande	n/a	n/a	10/07/03	WS	F	CS	—	Geninorg	EPA:200.7	Potassium	K	—	1.94	—	—	0.0372	mg/L	—	—	89799	GF03080WGRA01	GELC
Ancho at Rio Grande	n/a	n/a	09/25/07	WS	UF	CS	—	Geninorg	SW-846:6010B	Potassium	K	—	1.51	—	—	0.05	mg/L	—	—	194654	GU070900PGRA01	GELC
Ancho at Rio Grande	n/a	n/a	09/19/06	WP	UF	CS	—	Geninorg	SW-846:6010B	Potassium	K	—	1.93	—	—	0.05	mg/L	—	—	172455	GU060900PGRA01	GELC
Ancho at Rio Grande	n/a	n/a	09/27/05	WS	UF	CS	—	Geninorg	SW-846:6010B	Potassium	K	—	1.79	—	—	0.05	mg/L	—	—	146888	GU05090PGRA01	GELC
Ancho at Rio Grande	n/a	n/a	09/25/07	WS	F	CS	—	Geninorg	SW-846:6010B	Silicon Dioxide	SiO2	—	75	—	—	0.032	mg/L	—	—	194654	GF070900PGRA01	GELC
Ancho at Rio Grande	n/a	n/a	09/19/06	WP	F	CS	—	Geninorg	SW-846:6010B	Silicon Dioxide	SiO2	—	69.3	—	—	0.032	mg/L	—	—	172455	GF060900PGRA01	GELC
Ancho at Rio Grande	n/a	n/a	09/27/05	WS	F	CS	—	Geninorg	SW-846:6010B	Silicon Dioxide	SiO2	—	71.7	—	—	0.032	mg/L	—	—	146888	GF05090PGRA01	GELC
Ancho at Rio Grande	n/a	n/a	09/14/04	WS	F	CS	—	Geninorg	EPA:200.7	Silicon Dioxide	SiO2	—	66.5	—	—	0.0122	mg/L	—	—	121726	GF04090WGRA01	GELC
Ancho at Rio Grande	n/a	n/a	09/14/04	WS	F	DUP	—	Geninorg	EPA:200.7	Silicon Dioxide	SiO2	—	66.3	—	—	0.0122	mg/L	—	—	121726	GF04090WGRA01	GELC
Ancho at Rio Grande	n/a	n/a	10/07/03	WS	F	CS	—	Geninorg	EPA:200.7	Silicon Dioxide	SiO2	—	73.1	—	—	0.0122	mg/L	—	—	89799	GF03080WGRA01	GELC
Ancho at Rio Grande	n/a	n/a	09/19/06	WP	UF	CS	—	Geninorg	SW-846:6010B	Silicon Dioxide	SiO2	—	70.8	—	—	0.032	mg/L	—	—	172455	GU060900PGRA01	GELC
Ancho at Rio Grande	n/a	n/a	09/27/05	WS	UF	CS	—	Geninorg	SW-846:6010B	Silicon Dioxide	SiO2	—	70.1	—	—	0.032	mg/L	—	—	146888	GU05090PGRA01	GELC
Ancho at Rio Grande	n/a	n/a	09/25/07	WS	F	CS	—	Geninorg	SW-846:6010B	Sodium	Na	—	10.4	—	—	0.045	mg/L	—	—	194654	GF070900PGRA01	GELC
Ancho at Rio Grande	n/a	n/a	09/19/06	WP	F	CS	—	Geninorg	SW-846:6010B	Sodium	Na	—	11.4	—	—	0.045	mg/L	—	—	172455	GF060900PGRA01	GELC
Ancho at Rio Grande	n/a	n/a	09/27/05	WS	F	CS	—	Geninorg	SW-846:6010B	Sodium	Na	—	10.5	—	—	0.045	mg/L	—	—	146888	GF05090PGRA01	GELC
Ancho at Rio Grande	n/a	n/a	09/14/04	WS	F	CS	—	Geninorg	EPA:200.7	Sodium	Na	—	10.4	—	—	0.02	mg/L	—	—	121726	GF04090WGRA01	GELC
Ancho at Rio Grande	n/a	n/a	09/14/04	WS	F	DUP	—	Geninorg	EPA:200.7	Sodium	Na	—	10.4	—	—	0.02	mg/L	—	—	121726	GF04090WGRA01	GELC
Ancho at Rio Grande	n/a	n/a	10/07/03	WS	F	CS	—	Geninorg	EPA:200.7	Sodium	Na	—	11.5	—	—	0.02	mg/L	—	—	89799	GF03080WGRA01	GELC
Ancho at Rio Grande	n/a	n/a	09/25/07	WS	UF	CS	—	Geninorg	SW-846:6010B	Sodium	Na	—	10.3	—	—	0.045	mg/L	—	—	194654	GU070900PGRA01	GELC
Ancho at Rio Grande	n/a	n/a	09/19/06	WP	UF	CS	—	Geninorg	SW-846:6010B	Sodium	Na	—	11.1	—	—	0.045	mg/L	—	—	172455	GU060900PGRA01	GELC
Ancho at Rio Grande	n/a	n/a	09/27/05	WS	UF	CS	—	Geninorg	SW-846:6010B	Sodium	Na	—	10.5	—	—	0.045	mg/L	—	—	146888	GU05090PGRA01	GELC
Ancho at Rio Grande	n/a	n/a	09/25/07	WS	F	CS	—	Geninorg	EPA:120.1	Specific Conductance	SPEC_CONDC	—	127	—	—	1	uS/cm	—	—	194654	GF070900PGRA01	GELC
Ancho at Rio Grande	n/a	n/a	09/19/06	WP	F	CS	—	Geninorg	EPA:120.1	Specific Conductance	SPEC_CONDC	—	152	—	—	1	uS/cm	—	—	172455	GF060900PGRA01	GELC
Ancho at Rio Grande	n/a	n/a	09/27/05	WS	F	CS	—	Geninorg	EPA:120.1	Specific Conductance	SPEC_CONDC	—	123	—	—	1	uS/cm	—	—	146888	GF05090PGRA01	GELC
Ancho at Rio Grande	n/a	n/a	09/14/04	WS	F	CS	—	Geninorg	SW-846:9050A	Specific Conductance	SPEC_CONDC	—	132	—	—	1	uS/cm	—	—	121726	GF04090WGRA01	GELC
Ancho at Rio Grande	n/a	n/a	09/14/04	WS	F	DUP	—	Geninorg	SW-846:9050A	Specific Conductance	SPEC_CONDC	—	131	—	—	1	uS/cm	—	—	121726	GF04090WGRA01	GELC
Ancho at Rio Grande	n/a	n/a	10/07/03	WS	F	CS	—	Geninorg	SW-846:9050A	Specific Conductance	SPEC_CONDC	—	138	—	—	1	uS/cm	—	—	89799	GF03080WGRA01	GELC
Ancho at Rio Grande	n/a	n/a	09/19/06	WP	UF	CS	—	Geninorg	EPA:120.1	Specific Conductance	SPEC_CONDC	—	154	—	—	1	uS/cm	—	—	172455	GU060900PGRA01	GELC
Ancho at Rio Grande	n/a	n/a	09/25/07	WS	F	CS	—	Geninorg	EPA:300.0	Sulfate	SO4(-2)	—	1.97	—	—	0.1	mg/L	—	—	194654	GF070900PGRA01	GELC
Ancho at Rio Grande	n/a	n/a	09/19/06	WP	F	CS	—	Geninorg	EPA:300.0	Sulfate	SO4(-2)	—	2.27	—	—	0.1	mg/L	—	—	172455	GF060900PGRA01	GELC
Ancho at Rio Grande	n/a	n/a	09/27/05	WS	F	CS	—	Geninorg	EPA:300.0	Sulfate	SO4(-2)	—	2.08	—	—	0.057	mg/L	—	—	146888	GF05090PGRA01	GELC
Ancho at Rio Grande	n/a	n/a	09/14/04	WS	F	CS	—	Geninorg	EPA:300.0	Sulfate	SO4(-2)	—	2.17	—	—	0.193	mg/L	—	—	121726	GF04090WGRA01	GELC
Ancho at Rio Grande	n/a	n/a	09/14/04	WS	F	DUP	—	Geninorg	EPA:300.0	Sulfate	SO4(-2)	—	2.17	—	—	0.193	mg/L	—	—	121726	GF04090WGRA01	GELC
Ancho at Rio Grande	n/a	n/a	10/07/03	WS	F	CS	—	Geninorg	EPA:300.0	Sulfate	SO4(-2)	—	2.16	—	—	0.193	mg/L	—	—	89799	GF03080WGRA01	GELC
Ancho at Rio Grande	n/a	n/a	09/19/06	WP	UF	CS	—	Geninorg	EPA:300.0	Sulfate	SO4(-2)	—	2.27	—	—	0.1	mg/L	—	—	172455	GU060900PGRA01	GELC
Ancho at Rio Grande	n/a	n/a	09/25/07	WS	UF	CS	—	Geninorg	EPA:160.2	Suspended Sediment Concentration	SSC	—	1.2	—	—	1.14	mg/L	J	—	194654	GU070900PGRA01	GELC
Ancho at Rio Grande	n/a	n/a	09/19/06	WP	UF	CS	—	Geninorg	EPA:160.2	Suspended Sediment Concentration	SSC	—	4.5	—	—	2.85	mg/L	J	—	172455	GU060900PGRA01	GELC
Ancho at Rio Grande	n/a	n/a	09/27/05	WS	UF	CS	—	Geninorg	EPA:160.2	Suspended Sediment Concentration	SSC	—	1.47	—	—	1.05	mg/L	J	—	146888	GU05090PGRA01	GELC
Ancho at Rio Grande	n/a	n/a	09/24/02	WS	UF	CS	—	Geninorg	EPA:160.2	Suspended Sediment Concentration	SSC	—	12.8	—	—	0.764	mg/L	—	—	67781	GU02090WGRA01	GELC
Ancho at Rio Grande	n/a	n/a	09/25/07	WS	F	CS	—	Geninorg	EPA:160.1	Total Dissolved Solids	TDS	—	143	—	—	2.38	mg/L	—	—	194654	GF070900PGRA01	GELC
Ancho at Rio Grande	n/a	n/a	09/19/06	WP	F	CS	—	Geninorg	EPA:160.1	Total Dissolved Solids	TDS	—	153	—	—	2.38	mg/L	—	—	172455	GU060900PGRA01	GELC
Ancho at Rio Grande	n/a	n/a	09/19/06	WP	F	CS	—	Geninorg	EPA:160.1	Total Dissolved Solids	TDS	—	155	—	—	2.38	mg/L	—	—	172455	GF060900PGRA01	GELC
Ancho at Rio Grande	n/a	n/a	09/27/05	WS	F	CS	—	Geninorg	EPA:160.1	Total Dissolved Solids	TDS	—	152	—	—	2.38	mg/L	—	—	146888	GF05090PGRA01	GELC
Ancho at Rio Grande	n/a	n/a	09/14/04	WS	F	CS	—	Geninorg	EPA:160.1	Total Dissolved Solids	TDS	—	141	—	—	3.07	mg/L	—	—	121726	GF04090WGRA01	GELC
Ancho at Rio Grande	n/a	n/a	10/07/03	WS	F	CS	—	Geninorg	EPA:160.1	Total Dissolved Solids	TDS	—	121	—	—	3.07	mg/L	—	J	89799	GF03080WGRA01	GELC
Ancho at Rio Grande	n/a	n/a	10/07/03	WS	F	DUP	—	Geninorg	EPA:160.1	Total Dissolved Solids	TDS	—	131	—	—	3.07	mg/L	—	—	89799	GF03080WGRA01	GELC
Ancho at Rio Grande	n/a	n/a	09/19/06	WP	F	CS	—	Geninorg	EPA:351.2	Total Kjeldahl Nitrogen	TKN	<	0.037	—	—	0.01	mg/L	J	R, U	172455	GF060900PGRA01	GELC
Ancho at Rio Grande	n/a	n/a	09/27/05	WS	F	CS	—	Geninorg	EPA:351.2	Total Kjeldahl Nitrogen	TKN	—	0.556	—	—	0.04	mg/L	—	—	146888	GF05090PGRA01	GELC
Ancho at Rio Grande	n/a	n/a	09/25/07	WS	UF	CS	—	Geninorg	EPA:351.2	Total Kjeldahl Nitrogen	TKN	—	0.088	—	—	0.029	mg/L	J	JN-, J	194654	GU070900PGRA01	GELC
Ancho at Rio Grande	n/a	n/a	09/19/06	WP	UF	CS	—	Geninorg	EPA:351.2	Total Kjeldahl Nitrogen	TKN	<	0.01	—	—	0.01	mg/L	U	J, UJ	172455	GU060900PGRA01	GELC
Ancho at Rio Grande	n/a	n/a	09/25/07	WS	UF	CS	—	Geninorg	SW-846:9060	Total Organic Carbon	TOC	—	1.61	—	—	0.33	mg/L	—	—	194654	GU070900PGRA01	GELC
Ancho at Rio Grande	n/a	n/a	09/19/06	WP	UF	CS	—	Geninorg	SW-846:9060	Total Organic Carbon	TOC	—	1.79	—	—	0.33	mg/L	—	—	172455	GU060900PGRA01	GELC
Ancho at Rio Grande	n/a	n/a	09/25/07	WS	F	CS	—	Geninorg	EPA:365.4	Total Phosphate as Phosphorus	PO4-P	—	0.04	—	—	0.024	mg/L	J	—	194654	GF070900PGRA01	GELC
Ancho at Rio Grande	n/a	n/a	09/19/06	WP	F	CS	—	Geninorg	EPA:365.4	Total Phosphate as Phosphorus	PO4-P	<	0.01	—	—	0.01	mg/L	U	R	172455	GF060900PGRA01	GELC
Ancho at Rio Grande	n/a	n/a	09/27/05	WS	F	CS	—	Geninorg	EPA:365.4	Total Phosphate as Phosphorus	PO4-P	<	0.079	—	—	0.01	mg/L	—	U	146888	GF05090PGRA01	GELC
Ancho at Rio Grande	n/a	n/a	09/14/04	WS	F	CS	—	Geninorg	EPA:365.4	Total Phosphate as Phosphorus	PO4-P	—	0.046	—	—	0.011	mg/L	J	JN-	121726	GF04090WGRA01	GELC
Ancho at Rio Grande	n/a	n/a	10/07/03	WS	F	CS	—	Geninorg	EPA:365.4	Total Phosphate as Phosphorus	PO4-P	—	0.0657	—	—	0.011	mg/L	—	—	89799	GF03080WGRA01	GELC
Ancho at Rio Grande	n/a	n/a	09/19/06	WP	UF	CS	—	Geninorg	EPA:365.4	Total Phosphate as Phosphorus	PO4-P	<	0.01	—	—	0.01	mg/L	U	R	172455	GU060900PGRA01	GELC
Ancho at Rio Grande	n/a	n/a	09/25/07	WS	F	CS	—															

Ancho Canyon Watershed Last Four Analytical Results
for Sampling September 25, 2007 - November 10, 2007

Location	Port	Depth (ft)	Date	Field Matrix	Field Prep	Lab Sample Type	Field QC Type	Suite	Method	Analyte Desc	Analyte	Symbol	Result	1-sigma TPU	MDA	MDL	Units	Lab Qual	2nd Qual	Request	Sample	Lab
Ancho at Rio Grande	n/a	n/a	10/07/03	WS	F	CS	—	Geninorg	EPA:150.1	pH	pH	—	8.3	—	—	0.01	SU	H	J	89799	GF03080WGRA01	GELC
Ancho at Rio Grande	n/a	n/a	09/19/06	WP	UF	CS	—	Geninorg	EPA:150.1	pH	pH	—	8.69	—	—	0.01	SU	H	J	172455	GU060900PGRA01	GELC
Ancho at Rio Grande	n/a	n/a	09/25/07	WS	F	CS	—	Metals	SW-846:6010B	Barium	Ba	—	30.1	—	—	1	ug/L	—	—	194654	GF070900PGRA01	GELC
Ancho at Rio Grande	n/a	n/a	09/19/06	WP	F	CS	—	Metals	SW-846:6010B	Barium	Ba	—	29.8	—	—	1	ug/L	—	—	172455	GF060900PGRA01	GELC
Ancho at Rio Grande	n/a	n/a	09/27/05	WS	F	CS	—	Metals	SW-846:6010B	Barium	Ba	—	29.3	—	—	1	ug/L	—	—	146888	GF05090PGRA01	GELC
Ancho at Rio Grande	n/a	n/a	09/14/04	WS	F	CS	—	Metals	EPA:200.7	Barium	Ba	—	28.8	—	—	0.301	ug/L	—	—	121726	GF04090WGRA01	GELC
Ancho at Rio Grande	n/a	n/a	09/14/04	WS	F	DUP	—	Metals	EPA:200.7	Barium	Ba	—	29	—	—	0.301	ug/L	—	—	121726	GF04090WGRA01	GELC
Ancho at Rio Grande	n/a	n/a	10/07/03	WS	F	CS	—	Metals	EPA:200.7	Barium	Ba	—	28.2	—	—	0.301	ug/L	—	—	89799	GF03080WGRA01	GELC
Ancho at Rio Grande	n/a	n/a	09/25/07	WS	UF	CS	—	Metals	SW-846:6010B	Barium	Ba	—	29.4	—	—	1	ug/L	—	—	194654	GU070900PGRA01	GELC
Ancho at Rio Grande	n/a	n/a	09/19/06	WP	UF	CS	—	Metals	SW-846:6010B	Barium	Ba	—	31	—	—	1	ug/L	—	—	172455	GU060900PGRA01	GELC
Ancho at Rio Grande	n/a	n/a	09/27/05	WS	UF	CS	—	Metals	SW-846:6010B	Barium	Ba	—	29.8	—	—	1	ug/L	—	—	146888	GU05090PGRA01	GELC
Ancho at Rio Grande	n/a	n/a	09/25/07	WS	F	CS	—	Metals	SW-846:6010B	Boron	B	—	14.5	—	—	10	ug/L	J	—	194654	GF070900PGRA01	GELC
Ancho at Rio Grande	n/a	n/a	09/19/06	WP	F	CS	—	Metals	SW-846:6010B	Boron	B	—	15.8	—	—	10	ug/L	J	—	172455	GF060900PGRA01	GELC
Ancho at Rio Grande	n/a	n/a	09/27/05	WS	F	CS	—	Metals	SW-846:6010B	Boron	B	—	11.3	—	—	10	ug/L	J	—	146888	GF05090PGRA01	GELC
Ancho at Rio Grande	n/a	n/a	09/14/04	WS	F	CS	—	Metals	EPA:200.7	Boron	B	—	12.9	—	—	1.39	ug/L	J	—	121726	GF04090WGRA01	GELC
Ancho at Rio Grande	n/a	n/a	09/14/04	WS	F	DUP	—	Metals	EPA:200.7	Boron	B	—	13	—	—	1.39	ug/L	J	—	121726	GF04090WGRA01	GELC
Ancho at Rio Grande	n/a	n/a	10/07/03	WS	F	CS	—	Metals	EPA:200.7	Boron	B	<	13.2	—	—	1.39	ug/L	B	U	89799	GF03080WGRA01	GELC
Ancho at Rio Grande	n/a	n/a	09/25/07	WS	UF	CS	—	Metals	SW-846:6010B	Boron	B	—	10	—	—	10	ug/L	J	—	194654	GU070900PGRA01	GELC
Ancho at Rio Grande	n/a	n/a	09/19/06	WP	UF	CS	—	Metals	SW-846:6010B	Boron	B	—	15.3	—	—	10	ug/L	J	—	172455	GU060900PGRA01	GELC
Ancho at Rio Grande	n/a	n/a	09/27/05	WS	UF	CS	—	Metals	SW-846:6010B	Boron	B	—	11.1	—	—	10	ug/L	J	—	146888	GU05090PGRA01	GELC
Ancho at Rio Grande	n/a	n/a	09/25/07	WS	F	CS	—	Metals	SW-846:6010B	Iron	Fe	—	31.6	—	—	25	ug/L	J	—	194654	GF070900PGRA01	GELC
Ancho at Rio Grande	n/a	n/a	09/19/06	WP	F	CS	—	Metals	SW-846:6010B	Iron	Fe	—	56.6	—	—	18	ug/L	J	—	172455	GF060900PGRA01	GELC
Ancho at Rio Grande	n/a	n/a	09/27/05	WS	F	CS	—	Metals	SW-846:6010B	Iron	Fe	<	18	—	—	18	ug/L	U	—	146888	GF05090PGRA01	GELC
Ancho at Rio Grande	n/a	n/a	09/14/04	WS	F	CS	—	Metals	EPA:200.7	Iron	Fe	—	16.5	—	—	14.9	ug/L	J	—	121726	GF04090WGRA01	GELC
Ancho at Rio Grande	n/a	n/a	09/14/04	WS	F	DUP	—	Metals	EPA:200.7	Iron	Fe	<	14.9	—	—	14.9	ug/L	U	—	121726	GF04090WGRA01	GELC
Ancho at Rio Grande	n/a	n/a	10/07/03	WS	F	CS	—	Metals	EPA:200.7	Iron	Fe	—	19	—	—	14.9	ug/L	B	—	89799	GF03080WGRA01	GELC
Ancho at Rio Grande	n/a	n/a	09/25/07	WS	UF	CS	—	Metals	SW-846:6010B	Iron	Fe	—	49.5	—	—	25	ug/L	J	—	194654	GU070900PGRA01	GELC
Ancho at Rio Grande	n/a	n/a	09/19/06	WP	UF	CS	—	Metals	SW-846:6010B	Iron	Fe	—	83.4	—	—	18	ug/L	J	—	172455	GU060900PGRA01	GELC
Ancho at Rio Grande	n/a	n/a	09/27/05	WS	UF	CS	—	Metals	SW-846:6010B	Iron	Fe	—	46.1	—	—	18	ug/L	J	—	146888	GU05090PGRA01	GELC
Ancho at Rio Grande	n/a	n/a	09/25/07	WS	F	CS	—	Metals	SW-846:6010B	Strontium	Sr	—	60.2	—	—	1	ug/L	—	—	194654	GF070900PGRA01	GELC
Ancho at Rio Grande	n/a	n/a	09/19/06	WP	F	CS	—	Metals	SW-846:6010B	Strontium	Sr	—	63.1	—	—	1	ug/L	—	—	172455	GF060900PGRA01	GELC
Ancho at Rio Grande	n/a	n/a	09/27/05	WS	F	CS	—	Metals	SW-846:6010B	Strontium	Sr	—	60.7	—	—	1	ug/L	—	—	146888	GF05090PGRA01	GELC
Ancho at Rio Grande	n/a	n/a	09/14/04	WS	F	CS	—	Metals	EPA:200.7	Strontium	Sr	—	58.7	—	—	0.238	ug/L	—	—	121726	GF04090WGRA01	GELC
Ancho at Rio Grande	n/a	n/a	09/14/04	WS	F	DUP	—	Metals	EPA:200.7	Strontium	Sr	—	58.7	—	—	0.238	ug/L	—	—	121726	GF04090WGRA01	GELC
Ancho at Rio Grande	n/a	n/a	10/07/03	WS	F	CS	—	Metals	EPA:200.7	Strontium	Sr	—	62.2	—	—	0.238	ug/L	—	—	89799	GF03080WGRA01	GELC
Ancho at Rio Grande	n/a	n/a	09/25/07	WS	UF	CS	—	Metals	SW-846:6010B	Strontium	Sr	—	59.3	—	—	1	ug/L	—	—	194654	GU070900PGRA01	GELC
Ancho at Rio Grande	n/a	n/a	09/19/06	WP	UF	CS	—	Metals	SW-846:6010B	Strontium	Sr	—	65.2	—	—	1	ug/L	—	—	172455	GU060900PGRA01	GELC
Ancho at Rio Grande	n/a	n/a	09/27/05	WS	UF	CS	—	Metals	SW-846:6010B	Strontium	Sr	—	61.2	—	—	1	ug/L	—	—	146888	GU05090PGRA01	GELC
Ancho at Rio Grande	n/a	n/a	09/25/07	WS	F	CS	—	Metals	SW-846:6020	Uranium	U	—	0.16	—	—	0.05	ug/L	J	—	194654	GF070900PGRA01	GELC
Ancho at Rio Grande	n/a	n/a	09/19/06	WP	F	CS	—	Metals	SW-846:6020	Uranium	U	—	0.3	—	—	0.05	ug/L	—	—	172455	GF060900PGRA01	GELC
Ancho at Rio Grande	n/a	n/a	09/27/05	WS	F	CS	—	Metals	SW-846:6020	Uranium	U	—	0.18	—	—	0.05	ug/L	J	—	146888	GF05090PGRA01	GELC
Ancho at Rio Grande	n/a	n/a	09/26/00	WS	F	CS	—	Metals	EPA:200.8	Uranium	U	—	0.21	—	—	0.018	ug/L	—	—	32206	GC00091WGRA	GELC
Ancho at Rio Grande	n/a	n/a	09/25/07	WS	UF	CS	—	Metals	SW-846:6020	Uranium	U	—	0.16	—	—	0.05	ug/L	J	—	194654	GU070900PGRA01	GELC
Ancho at Rio Grande	n/a	n/a	09/19/06	WP	UF	CS	—	Metals	SW-846:6020	Uranium	U	—	0.29	—	—	0.05	ug/L	—	—	172455	GU060900PGRA01	GELC
Ancho at Rio Grande	n/a	n/a	09/27/05	WS	UF	CS	—	Metals	SW-846:6020	Uranium	U	—	0.17	—	—	0.05	ug/L	J	—	146888	GU05090PGRA01	GELC
Ancho at Rio Grande	n/a	n/a	09/25/07	WS	F	CS	—	Metals	SW-846:6010B	Vanadium	V	—	10.4	—	—	1	ug/L	—	—	194654	GF070900PGRA01	GELC
Ancho at Rio Grande	n/a	n/a	09/19/06	WP	F	CS	—	Metals	SW-846:6010B	Vanadium	V	—	7	—	—	1	ug/L	—	—	172455	GF060900PGRA01	GELC
Ancho at Rio Grande	n/a	n/a	09/27/05	WS	F	CS	—	Metals	SW-846:6010B	Vanadium	V	—	4.7	—	—	1	ug/L	J	—	146888	GF05090PGRA01	GELC
Ancho at Rio Grande	n/a	n/a	09/14/04	WS	F	CS	—	Metals	EPA:200.7	Vanadium	V	—	3.7	—	—	0.732	ug/L	J	—	121726	GF04090WGRA01	GELC
Ancho at Rio Grande	n/a	n/a	09/14/04	WS	F	DUP	—	Metals	EPA:200.7	Vanadium	V	—	4.53	—	—	0.732	ug/L	J	—	121726	GF04090WGRA01	GELC
Ancho at Rio Grande	n/a	n/a	10/07/03	WS	F	CS	—	Metals	EPA:200.7	Vanadium	V	<	5.48	—	—	0.732	ug/L	—	U	89799	GF03080WGRA01	GELC
Ancho at Rio Grande	n/a	n/a	09/25/07	WS	UF	CS	—	Metals	SW-846:6010B	Vanadium	V	—	7.7	—	—	1	ug/L	—	—	194654	GU070900PGRA01	GELC
Ancho at Rio Grande	n/a	n/a	09/19/06	WP	UF	CS	—	Metals	SW-846:6010B	Vanadium	V	—	6.3	—	—	1	ug/L	—	—	172455	GU060900PGRA01	GELC
Ancho at Rio Grande	n/a	n/a	09/27/05	WS	UF	CS	—	Metals	SW-846:6010B	Vanadium	V	—	4.7	—	—	1	ug/L	J	—	146888	GU05090PGRA01	GELC
Ancho at Rio Grande	n/a	n/a	09/25/07	WS	F	CS	—	Rad	HASL-300	Americium-241	Am-241	<	0.00443	0.0027	0.048	—	pCi/L	U	U	194654	GF070900PGRA01	GELC
Ancho at Rio Grande	n/a	n/a	09/19/06	WP	F	CS	—	Rad	HASL-300	Americium-241	Am-241	<	-0.00743	0.0048	0.0367	—	pCi/L	U	U	172455	GF060900PGRA01	GELC
Ancho at Rio Grande	n/a	n/a	09/27/05	WS	F	CS	—	Rad	HASL-300	Americium-241	Am-241	<	0.021	0.0043	0.0336	—	pCi/L	U	U	146888	GF05090PGRA01	GELC
Ancho at Rio Grande	n/a	n/a	09/25/07	WS	UF	CS	—	Rad	HASL-300	Americium-241	Am-241	<	0.00629	0.0032	0.0398	—	pCi/L	U	U	194654	GU070900PGRA01	GELC
Ancho at Rio Grande	n/a	n/a	09/19/06	WP	UF	CS	—	Rad	HASL-300	Americium-241	Am-241	<	-0.00555	0.0020	0.04	—	pCi/L	U	U	172455	GU060900PGRA01	GELC
Ancho at Rio Grande	n/a	n/a	09/27/05	WS	UF	CS	—	Rad	HASL-300	Americium-241	Am-241	<	-0.011	0.0030	0.0348	—	pCi/L	U	U	146888	GU05090PGRA01	GELC
Ancho at Rio Grande	n/a	n/a	09/14/04	WS	UF	CS	—	Rad	Alpha-Spec	Americium-241	Am-241	<	0.0166	0.0029	0.033	—	pCi/L	U	U	121726	GU04090WGRA01	GELC
Ancho at Rio Grande	n/a	n/a	10/07/03	WS	UF	CS	—	Rad	Alpha-Spec	Americium-241	Am-241	<	2.74E-10	0.0015	0.033	—	pCi/L	U	U	89799	GU03080WGRA01	GELC
Ancho at Rio Grande	n/a	n/a	10/07/03	WS	UF	CS	—	Rad	EPA:901.1	Americium-241	Am-241	<	9.07	1.7933	16.5	—	pCi/L	U	U	89799	GU03080WGRA01	GELC
Ancho at Rio Grande	n/a	n/a	09/25/07	WS	F	CS	—	Rad	EPA:901.1	Cesium-137	Cs-137	<	-0.847	0.49	4.56	—	pCi/L	U	U	194654	GF070900PGRA01	GELC
Ancho at Rio Grande	n/a	n/a	09/19/06	WP	F	CS	—	Rad	EPA:901.1	Cesium-137	Cs-137	<	-1.88	0.447	3.89	—	pCi/L	U	U	172455	GF060900PGRA01	GELC
Ancho at Rio Grande	n/a																					

Ancho Canyon Watershed Last Four Analytical Results
for Sampling September 25, 2007 - November 10, 2007

Location	Port	Depth (ft)	Date	Field Matrix	Field Prep	Lab Sample Type	Field QC Type	Suite	Method	Analyte Desc	Analyte	Symbol	Result	1-sigma TPU	MDA	MDL	Units	Lab Qual	2nd Qual	Request	Sample	Lab
Ancho at Rio Grande	n/a	n/a	09/27/05	WS	UF	CS	—	Rad	EPA:901.1	Cesium-137	Cs-137	<	-1.74	0.393	4.01	—	pCi/L	U	U	146888	GU05090PGRA01	GELC
Ancho at Rio Grande	n/a	n/a	09/14/04	WS	UF	CS	—	Rad	EPA:901.1	Cesium-137	Cs-137	<	2.93	0.387	5.21	—	pCi/L	U	U	121726	GU04090WGRA01	GELC
Ancho at Rio Grande	n/a	n/a	10/07/03	WS	UF	CS	—	Rad	EPA:901.1	Cesium-137	Cs-137	<	0.499	0.327	3.63	—	pCi/L	U	U	89799	GU03080WGRA01	GELC
Ancho at Rio Grande	n/a	n/a	09/25/07	WS	F	CS	—	Rad	EPA:901.1	Cobalt-60	Co-60	<	-0.713	0.493	4.6	—	pCi/L	U	U	194654	GF070900PGRA01	GELC
Ancho at Rio Grande	n/a	n/a	09/19/06	WP	F	CS	—	Rad	EPA:901.1	Cobalt-60	Co-60	<	-0.218	0.443	4.23	—	pCi/L	U	U	172455	GF060900PGRA01	GELC
Ancho at Rio Grande	n/a	n/a	09/27/05	WS	F	CS	—	Rad	EPA:901.1	Cobalt-60	Co-60	<	1.46	0.304	3.54	—	pCi/L	U	U	146888	GF05090PGRA01	GELC
Ancho at Rio Grande	n/a	n/a	09/25/07	WS	UF	CS	—	Rad	EPA:901.1	Cobalt-60	Co-60	<	-1.29	0.463	4.06	—	pCi/L	U	U	194654	GU070900PGRA01	GELC
Ancho at Rio Grande	n/a	n/a	09/19/06	WP	UF	CS	—	Rad	EPA:901.1	Cobalt-60	Co-60	<	1.1	0.41	5.43	—	pCi/L	U	U	172455	GU060900PGRA01	GELC
Ancho at Rio Grande	n/a	n/a	09/27/05	WS	UF	CS	—	Rad	EPA:901.1	Cobalt-60	Co-60	<	1.35	0.453	5.43	—	pCi/L	U	U	146888	GU05090PGRA01	GELC
Ancho at Rio Grande	n/a	n/a	09/14/04	WS	UF	CS	—	Rad	EPA:901.1	Cobalt-60	Co-60	<	2.42	0.807	2.99	—	pCi/L	U	U	121726	GU04090WGRA01	GELC
Ancho at Rio Grande	n/a	n/a	10/07/03	WS	UF	CS	—	Rad	EPA:901.1	Cobalt-60	Co-60	<	0.404	0.291	3.48	—	pCi/L	U	U	89799	GU03080WGRA01	GELC
Ancho at Rio Grande	n/a	n/a	09/25/07	WS	F	CS	—	Rad	EPA:900	Gross alpha	GROSSA	<	0.0231	0.074	0.804	—	pCi/L	U	U	194654	GF070900PGRA01	GELC
Ancho at Rio Grande	n/a	n/a	09/19/06	WP	F	CS	—	Rad	EPA:900	Gross alpha	GROSSA	<	-0.487	0.119	1.5	—	pCi/L	U	U	172455	GF060900PGRA01	GELC
Ancho at Rio Grande	n/a	n/a	09/27/05	WS	F	CS	—	Rad	EPA:900	Gross alpha	GROSSA	<	0.0518	0.22	2.76	—	pCi/L	U	U	146888	GF05090PGRA01	GELC
Ancho at Rio Grande	n/a	n/a	09/25/07	WS	UF	CS	—	Rad	EPA:900	Gross alpha	GROSSA	<	-0.446	0.10	1.13	—	pCi/L	U	U	194654	GU070900PGRA01	GELC
Ancho at Rio Grande	n/a	n/a	09/19/06	WP	UF	CS	—	Rad	EPA:900	Gross alpha	GROSSA	<	-0.0899	0.19	2.52	—	pCi/L	U	U	172455	GU060900PGRA01	GELC
Ancho at Rio Grande	n/a	n/a	09/27/05	WS	UF	CS	—	Rad	EPA:900	Gross alpha	GROSSA	<	0.0409	0.08	1.23	—	pCi/L	U	U, J-	146888	GU05090PGRA01	GELC
Ancho at Rio Grande	n/a	n/a	09/14/04	WS	UF	CS	—	Rad	EPA:900	Gross alpha	GROSSA	<	-0.0039	0.18	2.49	—	pCi/L	U	U	121726	GU04090WGRA01	GELC
Ancho at Rio Grande	n/a	n/a	10/07/03	WS	UF	CS	—	Rad	EPA:900	Gross alpha	GROSSA	<	-0.0201	0.144	1.84	—	pCi/L	U	U	89799	GU03080WGRA01	GELC
Ancho at Rio Grande	n/a	n/a	09/25/07	WS	F	CS	—	Rad	EPA:900	Gross beta	GROSSB	<	2.05	0.246	2.28	—	pCi/L	U	U	194654	GF070900PGRA01	GELC
Ancho at Rio Grande	n/a	n/a	09/19/06	WP	F	CS	—	Rad	EPA:900	Gross beta	GROSSB	<	1.3	0.31	3.11	—	pCi/L	U	U	172455	GF060900PGRA01	GELC
Ancho at Rio Grande	n/a	n/a	09/27/05	WS	F	CS	—	Rad	EPA:900	Gross beta	GROSSB	<	2.12	0.241	2.74	—	pCi/L	U	U	146888	GF05090PGRA01	GELC
Ancho at Rio Grande	n/a	n/a	09/25/07	WS	UF	CS	—	Rad	EPA:900	Gross beta	GROSSB	<	1.57	0.245	2.35	—	pCi/L	U	U	194654	GU070900PGRA01	GELC
Ancho at Rio Grande	n/a	n/a	09/19/06	WP	UF	CS	—	Rad	EPA:900	Gross beta	GROSSB	<	1	0.315	3.21	—	pCi/L	U	U	172455	GU060900PGRA01	GELC
Ancho at Rio Grande	n/a	n/a	09/27/05	WS	UF	CS	—	Rad	EPA:900	Gross beta	GROSSB	<	1.11	0.157	1.52	—	pCi/L	U	U	146888	GU05090PGRA01	GELC
Ancho at Rio Grande	n/a	n/a	09/14/04	WS	UF	CS	—	Rad	EPA:900	Gross beta	GROSSB	<	0.128	0.139	1.65	—	pCi/L	U	U	121726	GU04090WGRA01	GELC
Ancho at Rio Grande	n/a	n/a	10/07/03	WS	UF	CS	—	Rad	EPA:900	Gross beta	GROSSB	—	1.8	0.133	1.32	—	pCi/L	—	J	89799	GU03080WGRA01	GELC
Ancho at Rio Grande	n/a	n/a	09/25/07	WS	F	CS	—	Rad	EPA:901.1	Gross gamma	GROSSG	<	65.3	23.7	238	—	pCi/L	U	U	194654	GF070900PGRA01	GELC
Ancho at Rio Grande	n/a	n/a	09/19/06	WP	F	CS	—	Rad	EPA:901.1	Gross gamma	GROSSG	<	96.1	22.667	372	—	pCi/L	U	U	172455	GF060900PGRA01	GELC
Ancho at Rio Grande	n/a	n/a	09/27/05	WS	F	CS	—	Rad	EPA:901.1	Gross gamma	GROSSG	<	74.8	12.167	299	—	pCi/L	U	U	146888	GF05090PGRA01	GELC
Ancho at Rio Grande	n/a	n/a	09/25/07	WS	UF	CS	—	Rad	EPA:901.1	Gross gamma	GROSSG	<	82.5	20.5	240	—	pCi/L	U	U	194654	GU070900PGRA01	GELC
Ancho at Rio Grande	n/a	n/a	09/19/06	WP	UF	CS	—	Rad	EPA:901.1	Gross gamma	GROSSG	<	82.1	23.1	325	—	pCi/L	U	U	172455	GU060900PGRA01	GELC
Ancho at Rio Grande	n/a	n/a	09/27/05	WS	UF	CS	—	Rad	EPA:901.1	Gross gamma	GROSSG	<	72	14.067	295	—	pCi/L	U	U	146888	GU05090PGRA01	GELC
Ancho at Rio Grande	n/a	n/a	09/14/04	WS	UF	CS	—	Rad	EPA:901.1	Gross gamma	GROSSG	<	78.3	25.4	210	—	pCi/L	U	U	121726	GU04090WGRA01	GELC
Ancho at Rio Grande	n/a	n/a	10/07/03	WS	UF	CS	—	Rad	EPA:901.1	Gross gamma	GROSSG	<	83.6	46.667	193	—	pCi/L	U	U	89799	GU03080WGRA01	GELC
Ancho at Rio Grande	n/a	n/a	09/25/07	WS	F	CS	—	Rad	EPA:901.1	Neptunium-237	Np-237	<	9.38	3.867	35.4	—	pCi/L	U	U	194654	GF070900PGRA01	GELC
Ancho at Rio Grande	n/a	n/a	09/19/06	WP	F	CS	—	Rad	EPA:901.1	Neptunium-237	Np-237	<	9.03	3.057	30.5	—	pCi/L	U	U	172455	GF060900PGRA01	GELC
Ancho at Rio Grande	n/a	n/a	09/27/05	WS	F	CS	—	Rad	EPA:901.1	Neptunium-237	Np-237	<	-12.4	1.363	11.8	—	pCi/L	U	U	146888	GF05090PGRA01	GELC
Ancho at Rio Grande	n/a	n/a	09/25/07	WS	UF	CS	—	Rad	EPA:901.1	Neptunium-237	Np-237	<	-14.3	3.317	30.6	—	pCi/L	U	U	194654	GU070900PGRA01	GELC
Ancho at Rio Grande	n/a	n/a	09/19/06	WP	UF	CS	—	Rad	EPA:901.1	Neptunium-237	Np-237	<	-15.6	4.033	38.9	—	pCi/L	U	U	172455	GU060900PGRA01	GELC
Ancho at Rio Grande	n/a	n/a	09/27/05	WS	UF	CS	—	Rad	EPA:901.1	Neptunium-237	Np-237	<	-7.66	1.803	17.2	—	pCi/L	U	U	146888	GU05090PGRA01	GELC
Ancho at Rio Grande	n/a	n/a	09/14/04	WS	UF	CS	—	Rad	EPA:901.1	Neptunium-237	Np-237	<	13.9	3.367	32.1	—	pCi/L	U	U	121726	GU04090WGRA01	GELC
Ancho at Rio Grande	n/a	n/a	10/07/03	WS	UF	CS	—	Rad	EPA:901.1	Neptunium-237	Np-237	<	-4.68	2.123	22.3	—	pCi/L	U	U	89799	GU03080WGRA01	GELC
Ancho at Rio Grande	n/a	n/a	09/25/07	WS	F	CS	—	Rad	HASL-300	Plutonium-238	Pu-238	<	0	0.001	0.0335	—	pCi/L	U	U	194654	GF070900PGRA01	GELC
Ancho at Rio Grande	n/a	n/a	09/19/06	WP	F	CS	—	Rad	HASL-300	Plutonium-238	Pu-238	<	-0.00456	0.002	0.0219	—	pCi/L	U	U	172455	GF060900PGRA01	GELC
Ancho at Rio Grande	n/a	n/a	09/27/05	WS	F	CS	—	Rad	HASL-300	Plutonium-238	Pu-238	<	-0.0068	0.003	0.0346	—	pCi/L	U	U	146888	GF05090PGRA01	GELC
Ancho at Rio Grande	n/a	n/a	09/25/07	WS	UF	CS	—	Rad	HASL-300	Plutonium-238	Pu-238	<	-0.0102	0.002	0.0325	—	pCi/L	U	U	194654	GU070900PGRA01	GELC
Ancho at Rio Grande	n/a	n/a	09/19/06	WP	UF	CS	—	Rad	HASL-300	Plutonium-238	Pu-238	<	-0.00247	0.001	0.0238	—	pCi/L	U	U	172455	GU060900PGRA01	GELC
Ancho at Rio Grande	n/a	n/a	09/27/05	WS	UF	CS	—	Rad	HASL-300	Plutonium-238	Pu-238	<	0.00222	0.003	0.034	—	pCi/L	U	U	146888	GU05090PGRA01	GELC
Ancho at Rio Grande	n/a	n/a	09/14/04	WS	UF	CS	—	Rad	Alpha-Spec	Plutonium-238	Pu-238	<	0.0127	0.004	0.039	—	pCi/L	U	U	121726	GU04090WGRA01	GELC
Ancho at Rio Grande	n/a	n/a	10/07/03	WS	UF	CS	—	Rad	Alpha-Spec	Plutonium-238	Pu-238	<	0.0106	0.002	0.037	—	pCi/L	U	U	89799	GU03080WGRA01	GELC
Ancho at Rio Grande	n/a	n/a	09/25/07	WS	F	CS	—	Rad	HASL-300	Plutonium-239/240	Pu-239/240	<	0.00419	0.001	0.0396	—	pCi/L	U	U	194654	GF070900PGRA01	GELC
Ancho at Rio Grande	n/a	n/a	09/19/06	WP	F	CS	—	Rad	HASL-300	Plutonium-239/240	Pu-239/240	<	0	0.002	0.0255	—	pCi/L	U	U	172455	GF060900PGRA01	GELC
Ancho at Rio Grande	n/a	n/a	09/27/05	WS	F	CS	—	Rad	HASL-300	Plutonium-239/240	Pu-239/240	<	0.00453	0.002	0.0374	—	pCi/L	U	U	146888	GF05090PGRA01	GELC
Ancho at Rio Grande	n/a	n/a	09/25/07	WS	UF	CS	—	Rad	HASL-300	Plutonium-239/240	Pu-239/240	<	0.00203	0.002	0.0384	—	pCi/L	U	U	194654	GU070900PGRA01	GELC
Ancho at Rio Grande	n/a	n/a	09/19/06	WP	UF	CS	—	Rad	HASL-300	Plutonium-239/240	Pu-239/240	<	-0.00742	0.002	0.0277	—	pCi/L	U	U	172455	GU060900PGRA01	GELC
Ancho at Rio Grande	n/a	n/a	09/27/05	WS	UF	CS	—	Rad	HASL-300	Plutonium-239/240	Pu-239/240	<	-0.0111	0.002	0.0366	—	pCi/L	U	U	146888	GU05090PGRA01	GELC
Ancho at Rio Grande	n/a	n/a	09/14/04	WS	UF	CS	—	Rad	Alpha-Spec	Plutonium-239/240	Pu-239/240	<	-0.0127	0.002	0.041	—	pCi/L	U	U	121726	GU04090WGRA01	GELC
Ancho at Rio Grande	n/a	n/a	10/07/03	WS	UF	CS	—	Rad	Alpha-Spec	Plutonium-239/240	Pu-239/240	<	0	0.002	0.033	—	pCi/L	U	U	89799	GU03080WGRA01	GELC
Ancho at Rio Grande	n/a	n/a	09/25/07	WS	F	CS	—	Rad	EPA:901.1	Potassium-40	K-40	<	-6.73	5.433	53.7	—	pCi/L	U	U	194654	GF070900PGRA01	GELC
Ancho at Rio Grande	n/a	n/a	09/19/06	WP	F	CS	—	Rad	EPA:901.1	Potassium-40	K-40	<	2.1	5.233	34.3	—	pCi/L	U	U	172455	GF060900PGRA01	GELC
Ancho at Rio Grande	n/a	n/a	09/27/05	WS	F	CS	—	Rad	EPA:901.1	Potassium-40	K-40	<	15.8	6.4	30.7	—	pCi/L	U	U	146888	GF05090PGRA01	GELC
Ancho at Rio Grande	n/a	n/a	09/25/07	WS	UF	CS	—	Rad	EPA:901.1	Potassium-40	K-40	<	46.3	7.27	39.							

Ancho Canyon Watershed Last Four Analytical Results
for Sampling September 25, 2007 - November 10, 2007

Location	Port	Depth (ft)	Date	Field Matrix	Field Prep	Lab Sample Type	Field QC Type	Suite	Method	Analyte Desc	Analyte	Symbol	Result	1-sigma TPU	MDA	MDL	Units	Lab Qual	2nd Qual	Request	Sample	Lab
Ancho at Rio Grande	n/a	n/a	09/19/06	WP	F	CS	—	Rad	EPA:901.1	Sodium-22	Na-22	<	-2	0.51	3.43	—	pCi/L	U	U	172455	GF060900PGRA01	GELC
Ancho at Rio Grande	n/a	n/a	09/27/05	WS	F	CS	—	Rad	EPA:901.1	Sodium-22	Na-22	<	-0.158	0.30	3.18	—	pCi/L	U	U	146888	GF05090PGRA01	GELC
Ancho at Rio Grande	n/a	n/a	09/25/07	WS	UF	CS	—	Rad	EPA:901.1	Sodium-22	Na-22	<	1.6	0.41	4.56	—	pCi/L	U	U	194654	GU070900PGRA01	GELC
Ancho at Rio Grande	n/a	n/a	09/19/06	WP	UF	CS	—	Rad	EPA:901.1	Sodium-22	Na-22	<	-1.09	0.29	3.03	—	pCi/L	U	U	172455	GU060900PGRA01	GELC
Ancho at Rio Grande	n/a	n/a	09/27/05	WS	UF	CS	—	Rad	EPA:901.1	Sodium-22	Na-22	<	-0.264	0.44	4.66	—	pCi/L	U	U	146888	GU05090PGRA01	GELC
Ancho at Rio Grande	n/a	n/a	09/14/04	WS	UF	CS	—	Rad	EPA:901.1	Sodium-22	Na-22	<	-1.66	0.44	4.26	—	pCi/L	U	U	121726	GU04090WGRA01	GELC
Ancho at Rio Grande	n/a	n/a	10/07/03	WS	UF	CS	—	Rad	EPA:901.1	Sodium-22	Na-22	<	0.896	0.29	3.57	—	pCi/L	U	U	89799	GU03080WGRA01	GELC
Ancho at Rio Grande	n/a	n/a	09/25/07	WS	F	CS	—	Rad	EPA:905.0	Strontium-90	Sr-90	<	0.156	0.04	0.398	—	pCi/L	U	U	194654	GF070900PGRA01	GELC
Ancho at Rio Grande	n/a	n/a	09/19/06	WP	F	CS	—	Rad	EPA:905.0	Strontium-90	Sr-90	<	0.0622	0.02	0.257	—	pCi/L	U	U	172455	GF060900PGRA01	GELC
Ancho at Rio Grande	n/a	n/a	09/27/05	WS	F	CS	—	Rad	EPA:905.0	Strontium-90	Sr-90	<	-0.0131	0.02	0.357	—	pCi/L	U	U	146888	GF05090PGRA01	GELC
Ancho at Rio Grande	n/a	n/a	09/25/07	WS	UF	CS	—	Rad	EPA:905.0	Strontium-90	Sr-90	<	0.0164	0.04	0.418	—	pCi/L	U	U	194654	GU070900PGRA01	GELC
Ancho at Rio Grande	n/a	n/a	09/19/06	WP	UF	CS	—	Rad	EPA:905.0	Strontium-90	Sr-90	<	0.16	0.03	0.277	—	pCi/L	U	U	172455	GU060900PGRA01	GELC
Ancho at Rio Grande	n/a	n/a	09/27/05	WS	UF	CS	—	Rad	EPA:905.0	Strontium-90	Sr-90	<	0.0124	0.020	0.297	—	pCi/L	U	U	146888	GU05090PGRA01	GELC
Ancho at Rio Grande	n/a	n/a	09/14/04	WS	UF	CS	—	Rad	GFPC	Strontium-90	Sr-90	<	-0.177	0.017	0.194	—	pCi/L	U	U	121726	GU04090WGRA01	GELC
Ancho at Rio Grande	n/a	n/a	10/07/03	WS	UF	CS	—	Rad	GFPC	Strontium-90	Sr-90	<	0.151	0.017	0.154	—	pCi/L	U	U	89799	GU03080WGRA01	GELC
Ancho at Rio Grande	n/a	n/a	09/25/07	WS	F	CS	—	Rad	HASL-300	Uranium-234	U-234	—	0.195	0.008	0.0526	—	pCi/L	—	—	194654	GF070900PGRA01	GELC
Ancho at Rio Grande	n/a	n/a	09/19/06	WP	F	CS	—	Rad	HASL-300	Uranium-234	U-234	—	0.149	0.007	0.0432	—	pCi/L	—	—	172455	GF060900PGRA01	GELC
Ancho at Rio Grande	n/a	n/a	09/27/05	WS	F	CS	—	Rad	HASL-300	Uranium-234	U-234	—	0.171	0.007	0.0654	—	pCi/L	—	J	146888	GF05090PGRA01	GELC
Ancho at Rio Grande	n/a	n/a	09/25/07	WS	UF	CS	—	Rad	HASL-300	Uranium-234	U-234	—	0.208	0.008	0.0453	—	pCi/L	—	—	194654	GU070900PGRA01	GELC
Ancho at Rio Grande	n/a	n/a	09/19/06	WP	UF	CS	—	Rad	HASL-300	Uranium-234	U-234	—	0.096	0.007	0.0513	—	pCi/L	—	J	172455	GU060900PGRA01	GELC
Ancho at Rio Grande	n/a	n/a	09/27/05	WS	UF	CS	—	Rad	HASL-300	Uranium-234	U-234	—	0.112	0.006	0.0873	—	pCi/L	—	J	146888	GU05090PGRA01	GELC
Ancho at Rio Grande	n/a	n/a	09/14/04	WS	UF	CS	—	Rad	Alpha-Spec	Uranium-234	U-234	—	0.146	0.007	0.077	—	pCi/L	—	J	121726	GU04090WGRA01	GELC
Ancho at Rio Grande	n/a	n/a	10/07/03	WS	UF	CS	—	Rad	Alpha-Spec	Uranium-234	U-234	—	0.1	0.006	0.045	—	pCi/L	—	J	89799	GU03080WGRA01	GELC
Ancho at Rio Grande	n/a	n/a	09/25/07	WS	F	CS	—	Rad	HASL-300	Uranium-235/Uranium-236	U-235/236	<	0.0105	0.002	0.0374	—	pCi/L	U	U	194654	GF070900PGRA01	GELC
Ancho at Rio Grande	n/a	n/a	09/19/06	WP	F	CS	—	Rad	HASL-300	Uranium-235/Uranium-236	U-235/236	<	0.0154	0.002	0.0364	—	pCi/L	U	U	172455	GF060900PGRA01	GELC
Ancho at Rio Grande	n/a	n/a	09/27/05	WS	F	CS	—	Rad	HASL-300	Uranium-235/Uranium-236	U-235/236	<	0.0106	0.003	0.0492	—	pCi/L	U	U	146888	GF05090PGRA01	GELC
Ancho at Rio Grande	n/a	n/a	09/25/07	WS	UF	CS	—	Rad	HASL-300	Uranium-235/Uranium-236	U-235/236	<	0.0113	0.002	0.0322	—	pCi/L	U	U	194654	GU070900PGRA01	GELC
Ancho at Rio Grande	n/a	n/a	09/19/06	WP	UF	CS	—	Rad	HASL-300	Uranium-235/Uranium-236	U-235/236	<	0	0.004	0.0433	—	pCi/L	U	U	172455	GU060900PGRA01	GELC
Ancho at Rio Grande	n/a	n/a	09/27/05	WS	UF	CS	—	Rad	HASL-300	Uranium-235/Uranium-236	U-235/236	<	0.0106	0.003	0.0658	—	pCi/L	U	U	146888	GU05090PGRA01	GELC
Ancho at Rio Grande	n/a	n/a	09/14/04	WS	UF	CS	—	Rad	Alpha-Spec	Uranium-235/Uranium-236	U-235/236	<	0.00802	0.002	0.05	—	pCi/L	U	U	121726	GU04090WGRA01	GELC
Ancho at Rio Grande	n/a	n/a	10/07/03	WS	UF	CS	—	Rad	Alpha-Spec	Uranium-235/Uranium-236	U-235/236	<	0.0079	0.002	0.026	—	pCi/L	U	U	89799	GU03080WGRA01	GELC
Ancho at Rio Grande	n/a	n/a	09/25/07	WS	F	CS	—	Rad	HASL-300	Uranium-238	U-238	—	0.153	0.007	0.0415	—	pCi/L	—	—	194654	GF070900PGRA01	GELC
Ancho at Rio Grande	n/a	n/a	09/19/06	WP	F	CS	—	Rad	HASL-300	Uranium-238	U-238	—	0.0683	0.005	0.0459	—	pCi/L	—	J	172455	GF060900PGRA01	GELC
Ancho at Rio Grande	n/a	n/a	09/27/05	WS	F	CS	—	Rad	HASL-300	Uranium-238	U-238	—	0.103	0.005	0.0463	—	pCi/L	—	J	146888	GF05090PGRA01	GELC
Ancho at Rio Grande	n/a	n/a	09/25/07	WS	UF	CS	—	Rad	HASL-300	Uranium-238	U-238	—	0.115	0.006	0.0357	—	pCi/L	—	—	194654	GU070900PGRA01	GELC
Ancho at Rio Grande	n/a	n/a	09/19/06	WP	UF	CS	—	Rad	HASL-300	Uranium-238	U-238	<	0.0492	0.007	0.0546	—	pCi/L	U	U	172455	GU060900PGRA01	GELC
Ancho at Rio Grande	n/a	n/a	09/27/05	WS	UF	CS	—	Rad	HASL-300	Uranium-238	U-238	<	0.0401	0.004	0.0618	—	pCi/L	U	U	146888	GU05090PGRA01	GELC
Ancho at Rio Grande	n/a	n/a	09/14/04	WS	UF	CS	—	Rad	Alpha-Spec	Uranium-238	U-238	<	0.0478	0.004	0.054	—	pCi/L	U	U	121726	GU04090WGRA01	GELC
Ancho at Rio Grande	n/a	n/a	10/07/03	WS	UF	CS	—	Rad	Alpha-Spec	Uranium-238	U-238	—	0.059	0.004	0.029	—	pCi/L	—	J	89799	GU03080WGRA01	GELC
Ancho at Rio Grande	n/a	n/a	10/07/03	WS	UF	CS	—	Rad	EPA:901.1	Uranium-238	U-238	<	65.7	22.033	133	—	pCi/L	U	U	89799	GU03080WGRA01	GELC
Frijoles at Rio Grande	n/a	n/a	09/26/07	WP	F	CS	—	Geninorg	EPA:310.1	Alkalinity-CO ₃ +HCO ₃	Alkalinity-CO ₃ +HCO ₃	—	54.9	—	—	0.725	mg/L	—	—	194654	GF070900PGRF01	GELC
Frijoles at Rio Grande	n/a	n/a	09/20/06	WP	F	CS	—	Geninorg	EPA:310.1	Alkalinity-CO ₃ +HCO ₃	Alkalinity-CO ₃ +HCO ₃	—	57	—	—	0.725	mg/L	—	—	172455	GF060900PGRF01	GELC
Frijoles at Rio Grande	n/a	n/a	09/28/05	WS	F	CS	—	Geninorg	EPA:310.1	Alkalinity-CO ₃ +HCO ₃	Alkalinity-CO ₃ +HCO ₃	—	52.1	—	—	1.45	mg/L	—	—	146888	GF05090PGRF01	GELC
Frijoles at Rio Grande	n/a	n/a	09/15/04	WS	F	CS	—	Geninorg	EPA:310.1	Alkalinity-CO ₃ +HCO ₃	Alkalinity-CO ₃ +HCO ₃	—	60.7	—	—	1.45	mg/L	—	—	121726	GF04090WGRF01	GELC
Frijoles at Rio Grande	n/a	n/a	10/08/03	WS	F	CS	—	Geninorg	EPA:310.1	Alkalinity-CO ₃ +HCO ₃	Alkalinity-CO ₃ +HCO ₃	—	55.1	—	—	1.45	mg/L	—	—	89799	GF03080WGRF01	GELC
Frijoles at Rio Grande	n/a	n/a	10/08/03	WS	F	DUP	—	Geninorg	EPA:310.1	Alkalinity-CO ₃ +HCO ₃	Alkalinity-CO ₃ +HCO ₃	—	57.1	—	—	1.45	mg/L	—	—	89799	GF03080WGRF01	GELC
Frijoles at Rio Grande	n/a	n/a	09/20/06	WP	UF	CS	—	Geninorg	EPA:310.1	Alkalinity-CO ₃ +HCO ₃	Alkalinity-CO ₃ +HCO ₃	—	57.5	—	—	0.725	mg/L	—	—	172455	GU060900PGRF01	GELC
Frijoles at Rio Grande	n/a	n/a	09/26/07	WP	F	CS	—	Geninorg	EPA:350.1	Ammonia as Nitrogen	NH ₃ -N	—	0.049	—	—	0.03	mg/L	J	J	194654	GF070900PGRF01	GELC
Frijoles at Rio Grande	n/a	n/a	09/20/06	WP	F	CS	—	Geninorg	EPA:350.1	Ammonia as Nitrogen	NH ₃ -N	<	0.083	—	—	0.01	mg/L	—	U	172455	GF060900PGRF01	GELC
Frijoles at Rio Grande	n/a	n/a	09/28/05	WS	F	CS	—	Geninorg	EPA:350.1	Ammonia as Nitrogen	NH ₃ -N	<	0.01	—	—	0.01	mg/L	U	UJ	146888	GF05090PGRF01	GELC
Frijoles at Rio Grande	n/a	n/a	09/20/06	WP	UF	CS	—	Geninorg	EPA:350.1	Ammonia as Nitrogen	NH ₃ -N	<	0.133	—	—	0.01	mg/L	—	U	172455	GU060900PGRF01	GELC
Frijoles at Rio Grande	n/a	n/a	09/26/07	WP	F	CS	—	Geninorg	SW-846:6010B	Calcium	Ca	—	10.2	—	—	0.03	mg/L	—	—	194654	GF070900PGRF01	GELC
Frijoles at Rio Grande	n/a	n/a	09/20/06	WP	F	CS	—	Geninorg	SW-846:6010B	Calcium	Ca	—	10.4	—	—	0.036	mg/L	—	—	172455	GF060900PGRF01	GELC
Frijoles at Rio Grande	n/a	n/a	09/28/05	WS	F	CS	—	Geninorg	SW-846:6010B	Calcium	Ca	—	10.5	—	—	0.036	mg/L	—	—	146888	GF05090PGRF01	GELC
Frijoles at Rio Grande	n/a	n/a	09/15/04	WS	F	CS	—	Geninorg	EPA:200.7	Calcium	Ca	—	11.3	—	—	0.00823	mg/L	—	—	121726	GF04090WGRF01	GELC
Frijoles at Rio Grande	n/a	n/a	10/08/03	WS	F	CS	—	Geninorg	EPA:200.7	Calcium	Ca	—	9.88	—	—	0.00823	mg/L	—	—	89799	GF03080WGRF01	GELC
Frijoles at Rio Grande	n/a	n/a	09/26/07	WP	UF	CS	—	Geninorg	SW-846:6010B	Calcium	Ca	—	10.4	—	—	0.03	mg/L	—	—	194654	GU070900PGRF01	GELC
Frijoles at Rio Grande	n/a	n/a	09/20/06	WP	UF	CS	—	Geninorg	SW-846:6010B	Calcium	Ca	—	10.6	—	—	0.036	mg/L	—	—	172455	GU060900PGRF01	GELC
Frijoles at Rio Grande	n/a	n/a	09/28/05	WS	UF	CS	—	Geninorg	SW-846:6010B	Calcium	Ca	—	10.5	—	—	0.036	mg/L	—	—	146888	GU05090PGRF01	GELC
Frijoles at Rio Grande	n/a	n/a	09/26/07	WP	F	CS	—	Geninorg	EPA:300.0	Chloride	Cl(-1)	—	4.92	—	—	0.066	mg/L	—	—	194654	GF070900PGRF01	GELC
Frijoles at Rio Grande	n/a	n/a	09/20/06	WP	F	CS	—	Geninorg	EPA:300.0	Chloride	Cl(-1)	—	5.65	—								

Ancho Canyon Watershed Last Four Analytical Results
for Sampling September 25, 2007 - November 10, 2007

Periodic Monitoring Report for Ancho Watershed

Location	Port	Depth (ft)	Date	Field Matrix	Field Prep	Lab Sample Type	Field QC Type	Suite	Method	Analyte Desc	Analyte	Symbol	Result	1-sigma TPU	MDA	MDL	Units	Lab Qual	2nd Qual	Request	Sample	Lab
Frijoles at Rio Grande	n/a	n/a	09/20/06	WP	F	CS	—	Geninorg	EPA:300.0	Fluoride	F(-1)	<	0.264	—	—	0.033	mg/L	—	U	172455	GF060900PGRF01	GELC
Frijoles at Rio Grande	n/a	n/a	09/28/05	WS	F	CS	—	Geninorg	EPA:300.0	Fluoride	F(-1)	—	0.238	—	—	0.03	mg/L	—	—	146888	GF05090PGRF01	GELC
Frijoles at Rio Grande	n/a	n/a	09/15/04	WS	F	CS	—	Geninorg	EPA:300.0	Fluoride	F(-1)	—	0.254	—	—	0.0553	mg/L	—	—	121726	GF04090WGRF01	GELC
Frijoles at Rio Grande	n/a	n/a	10/08/03	WS	F	CS	—	Geninorg	EPA:300.0	Fluoride	F(-1)	—	0.218	—	—	0.0553	mg/L	—	—	89799	GF03080WGRF01	GELC
Frijoles at Rio Grande	n/a	n/a	09/20/06	WP	UF	CS	—	Geninorg	EPA:300.0	Fluoride	F(-1)	<	0.26	—	—	0.033	mg/L	—	U	172455	GU060900PGRF01	GELC
Frijoles at Rio Grande	n/a	n/a	09/26/07	WP	F	CS	—	Geninorg	SM:A2340B	Hardness	HARDNESS	—	39.5	—	—	0.425	mg/L	—	—	194654	GF070900PGRF01	GELC
Frijoles at Rio Grande	n/a	n/a	09/20/06	WP	F	CS	—	Geninorg	SM:A2340B	Hardness	HARDNESS	—	40.2	—	—	0.085	mg/L	—	—	172455	GF060900PGRF01	GELC
Frijoles at Rio Grande	n/a	n/a	09/28/05	WS	F	CS	—	Geninorg	SM:A2340B	Hardness	HARDNESS	—	40.6	—	—	0.085	mg/L	—	—	146888	GF05090PGRF01	GELC
Frijoles at Rio Grande	n/a	n/a	09/15/04	WS	F	CS	—	Geninorg	EPA:200.7	Hardness	HARDNESS	—	44.2	—	—	0.00823	mg/L	—	—	121726	GF04090WGRF01	GELC
Frijoles at Rio Grande	n/a	n/a	10/08/03	WS	F	CS	—	Geninorg	EPA:200.7	Hardness	HARDNESS	—	37.5	—	—	0.00823	mg/L	—	—	89799	GF03080WGRF01	GELC
Frijoles at Rio Grande	n/a	n/a	09/26/07	WP	UF	CS	—	Geninorg	SM:A2340B	Hardness	HARDNESS	—	40.5	—	—	0.425	mg/L	—	—	194654	GU070900PGRF01	GELC
Frijoles at Rio Grande	n/a	n/a	09/20/06	WP	UF	CS	—	Geninorg	SM:A2340B	Hardness	HARDNESS	—	41.1	—	—	0.085	mg/L	—	—	172455	GU060900PGRF01	GELC
Frijoles at Rio Grande	n/a	n/a	09/28/05	WS	UF	CS	—	Geninorg	SM:A2340B	Hardness	HARDNESS	—	40.7	—	—	0.085	mg/L	—	—	146888	GU05090PGRF01	GELC
Frijoles at Rio Grande	n/a	n/a	09/26/07	WP	F	CS	—	Geninorg	SW-846:6010B	Magnesium	Mg	—	3.41	—	—	0.085	mg/L	—	—	194654	GF070900PGRF01	GELC
Frijoles at Rio Grande	n/a	n/a	09/20/06	WP	F	CS	—	Geninorg	SW-846:6010B	Magnesium	Mg	—	3.45	—	—	0.085	mg/L	—	—	172455	GF060900PGRF01	GELC
Frijoles at Rio Grande	n/a	n/a	09/28/05	WS	F	CS	—	Geninorg	SW-846:6010B	Magnesium	Mg	—	3.48	—	—	0.085	mg/L	—	—	146888	GF05090PGRF01	GELC
Frijoles at Rio Grande	n/a	n/a	09/15/04	WS	F	CS	—	Geninorg	EPA:200.7	Magnesium	Mg	—	3.86	—	—	0.00332	mg/L	—	—	121726	GF04090WGRF01	GELC
Frijoles at Rio Grande	n/a	n/a	10/08/03	WS	F	CS	—	Geninorg	EPA:200.7	Magnesium	Mg	—	3.13	—	—	0.00332	mg/L	—	—	89799	GF03080WGRF01	GELC
Frijoles at Rio Grande	n/a	n/a	09/26/07	WP	UF	CS	—	Geninorg	SW-846:6010B	Magnesium	Mg	—	3.52	—	—	0.085	mg/L	—	—	194654	GU070900PGRF01	GELC
Frijoles at Rio Grande	n/a	n/a	09/20/06	WP	UF	CS	—	Geninorg	SW-846:6010B	Magnesium	Mg	—	3.54	—	—	0.085	mg/L	—	—	172455	GU060900PGRF01	GELC
Frijoles at Rio Grande	n/a	n/a	09/28/05	WS	UF	CS	—	Geninorg	SW-846:6010B	Magnesium	Mg	—	3.51	—	—	0.085	mg/L	—	—	146888	GU05090PGRF01	GELC
Frijoles at Rio Grande	n/a	n/a	09/26/07	WP	F	CS	—	Geninorg	EPA:353.2	Nitrate-Nitrite as Nitrogen	NO3+NO2-N	<	0.017	—	—	0.01	mg/L	J	JN-	194654	GF070900PGRF01	GELC
Frijoles at Rio Grande	n/a	n/a	09/20/06	WP	F	CS	—	Geninorg	EPA:353.1	Nitrate-Nitrite as Nitrogen	NO3+NO2-N	<	0.014	—	—	0.014	mg/L	U	UJ	172455	GF060900PGRF01	GELC
Frijoles at Rio Grande	n/a	n/a	09/28/05	WS	F	CS	—	Geninorg	EPA:353.1	Nitrate-Nitrite as Nitrogen	NO3+NO2-N	<	0.0313	—	—	0.017	mg/L	J	U	146888	GF05090PGRF01	GELC
Frijoles at Rio Grande	n/a	n/a	09/15/04	WS	F	CS	—	Geninorg	EPA:353.1	Nitrate-Nitrite as Nitrogen	NO3+NO2-N	<	0.015	—	—	0.003	mg/L	J	UJ	121726	GF04090WGRF01	GELC
Frijoles at Rio Grande	n/a	n/a	10/08/03	WS	F	CS	—	Geninorg	EPA:353.1	Nitrate-Nitrite as Nitrogen	NO3+NO2-N	<	0.01	—	—	0.01	mg/L	U	R	89799	GF03080WGRF01	GELC
Frijoles at Rio Grande	n/a	n/a	09/20/06	WP	UF	CS	—	Geninorg	EPA:353.1	Nitrate-Nitrite as Nitrogen	NO3+NO2-N	<	0.014	—	—	0.014	mg/L	U	UJ	172455	GU060900PGRF01	GELC
Frijoles at Rio Grande	n/a	n/a	09/26/07	WP	F	CS	—	Geninorg	SW-846:6850	Perchlorate	ClO4	—	0.0621	—	—	0.05	ug/L	J	—	194654	GF070900PGRF01	GELC
Frijoles at Rio Grande	n/a	n/a	09/20/06	WP	F	CS	—	Geninorg	EPA:314.0	Perchlorate	ClO4	<	4	—	—	4	ug/L	U	—	172455	GF060900PGRF01	GELC
Frijoles at Rio Grande	n/a	n/a	09/20/06	WP	F	CS	—	Geninorg	SW846 6850	Perchlorate	ClO4	<	0.05	—	—	0.05	ug/L	U	—	172455	GF060900PGRF01	GELC
Frijoles at Rio Grande	n/a	n/a	09/28/05	WS	F	CS	—	Geninorg	EPA:314.0	Perchlorate	ClO4	<	4	—	—	4	ug/L	U	—	146888	GF05090PGRF01	GELC
Frijoles at Rio Grande	n/a	n/a	09/28/05	WS	F	CS	—	Geninorg	SW846 6850	Perchlorate	ClO4	<	0.05	—	—	0.05	ug/L	U	—	146888	GF05090PGRF01	GELC
Frijoles at Rio Grande	n/a	n/a	09/15/04	WS	UF	CS	—	Geninorg	SW846 6850	Perchlorate	ClO4	<	0.05	—	—	0.05	ug/L	U	—	121726	GU04090WGRF01	GELC
Frijoles at Rio Grande	n/a	n/a	09/15/04	WS	UF	CS	—	Geninorg	EPA:314.0	Perchlorate	ClO4	<	4	—	—	4	ug/L	U	—	121726	GU04090WGRF01	GELC
Frijoles at Rio Grande	n/a	n/a	10/08/03	WS	UF	CS	—	Geninorg	EPA:314.0	Perchlorate	ClO4	<	4	—	—	4	ug/L	U	—	89799	GU03080WGRF01	GELC
Frijoles at Rio Grande	n/a	n/a	09/26/07	WP	F	CS	—	Geninorg	SW-846:6010B	Potassium	K	—	1.91	—	—	0.05	mg/L	—	—	194654	GF070900PGRF01	GELC
Frijoles at Rio Grande	n/a	n/a	09/20/06	WP	F	CS	—	Geninorg	SW-846:6010B	Potassium	K	—	2.06	—	—	0.05	mg/L	—	—	172455	GF060900PGRF01	GELC
Frijoles at Rio Grande	n/a	n/a	09/28/05	WS	F	CS	—	Geninorg	SW-846:6010B	Potassium	K	—	2.16	—	—	0.05	mg/L	—	—	146888	GF05090PGRF01	GELC
Frijoles at Rio Grande	n/a	n/a	09/15/04	WS	F	CS	—	Geninorg	EPA:200.7	Potassium	K	—	2.34	—	—	0.0372	mg/L	—	—	121726	GF04090WGRF01	GELC
Frijoles at Rio Grande	n/a	n/a	10/08/03	WS	F	CS	—	Geninorg	EPA:200.7	Potassium	K	—	2.3	—	—	0.0372	mg/L	—	—	89799	GF03080WGRF01	GELC
Frijoles at Rio Grande	n/a	n/a	09/26/07	WP	UF	CS	—	Geninorg	SW-846:6010B	Potassium	K	—	2.13	—	—	0.05	mg/L	—	—	194654	GU070900PGRF01	GELC
Frijoles at Rio Grande	n/a	n/a	09/20/06	WP	UF	CS	—	Geninorg	SW-846:6010B	Potassium	K	—	2.34	—	—	0.05	mg/L	—	—	172455	GU060900PGRF01	GELC
Frijoles at Rio Grande	n/a	n/a	09/28/05	WS	UF	CS	—	Geninorg	SW-846:6010B	Potassium	K	—	2.25	—	—	0.05	mg/L	—	—	146888	GU05090PGRF01	GELC
Frijoles at Rio Grande	n/a	n/a	09/26/07	WP	F	CS	—	Geninorg	SW-846:6010B	Silicon Dioxide	SiO2	—	65.6	—	—	0.032	mg/L	—	—	194654	GF070900PGRF01	GELC
Frijoles at Rio Grande	n/a	n/a	09/20/06	WP	F	CS	—	Geninorg	SW-846:6010B	Silicon Dioxide	SiO2	—	66.7	—	—	0.032	mg/L	—	—	172455	GF060900PGRF01	GELC
Frijoles at Rio Grande	n/a	n/a	09/28/05	WS	F	CS	—	Geninorg	SW-846:6010B	Silicon Dioxide	SiO2	—	67	—	—	0.032	mg/L	—	—	146888	GF05090PGRF01	GELC
Frijoles at Rio Grande	n/a	n/a	09/15/04	WS	F	CS	—	Geninorg	EPA:200.7	Silicon Dioxide	SiO2	—	70.7	—	—	0.0122	mg/L	—	—	121726	GF04090WGRF01	GELC
Frijoles at Rio Grande	n/a	n/a	10/08/03	WS	F	CS	—	Geninorg	EPA:200.7	Silicon Dioxide	SiO2	—	67.8	—	—	0.0122	mg/L	—	—	89799	GF03080WGRF01	GELC
Frijoles at Rio Grande	n/a	n/a	09/20/06	WP	UF	CS	—	Geninorg	SW-846:6010B	Silicon Dioxide	SiO2	—	70.8	—	—	0.032	mg/L	—	—	172455	GU060900PGRF01	GELC
Frijoles at Rio Grande	n/a	n/a	09/28/05	WS	UF	CS	—	Geninorg	SW-846:6010B	Silicon Dioxide	SiO2	—	67.6	—	—	0.032	mg/L	—	—	146888	GU05090PGRF01	GELC
Frijoles at Rio Grande	n/a	n/a	09/26/07	WP	F	CS	—	Geninorg	SW-846:6010B	Sodium	Na	—	11.5	—	—	0.045	mg/L	—	—	194654	GF070900PGRF01	GELC
Frijoles at Rio Grande	n/a	n/a	09/20/06	WP	F	CS	—	Geninorg	SW-846:6010B	Sodium	Na	—	11.9	—	—	0.045	mg/L	—	—	172455	GF060900PGRF01	GELC
Frijoles at Rio Grande	n/a	n/a	09/28/05	WS	F	CS	—	Geninorg	SW-846:6010B	Sodium	Na	—	12.3	—	—	0.045	mg/L	—	—	146888	GF05090PGRF01	GELC
Frijoles at Rio Grande	n/a	n/a	09/15/04	WS	F	CS	—	Geninorg	EPA:200.7	Sodium	Na	—	13.1	—	—	0.02	mg/L	—	—	121726	GF04090WGRF01	GELC
Frijoles at Rio Grande	n/a	n/a	10/08/03	WS	F	CS	—	Geninorg	EPA:200.7	Sodium	Na	—	12.4	—	—	0.02	mg/L	—	—	89799	GF03080WGRF01	GELC
Frijoles at Rio Grande	n/a	n/a	09/26/07	WP	UF	CS	—	Geninorg	SW-846:6010B	Sodium	Na	—	12.2	—	—	0.045	mg/L	—	—	194654	GU070900PGRF01	GELC
Frijoles at Rio Grande	n/a	n/a	09/20/06	WP	UF	CS	—	Geninorg	SW-846:6010B	Sodium	Na	—	12.2	—	—	0.045	mg/L	—	—	172455	GU060900PGRF01	GELC
Frijoles at Rio Grande	n/a	n/a	09/28/05	WS	UF	CS	—	Geninorg	SW-846:6010B	Sodium	Na	—	12.5	—	—	0.045	mg/L	—	—	146888	GU05090PGRF01	GELC
Frijoles at Rio Grande	n/a	n/a	09/26/07	WP	F	CS	—	Geninorg	EPA:120.1	Specific Conductance	SPEC_CONDC	—	128	—	—	1	uS/cm	—	—	194654	GF070900PGRF01	GELC
Frijoles at Rio Grande	n/a	n/a	09/20/06	WP	F	CS	—	Geninorg	EPA:120.1	Specific Conductance	SPEC_CONDC	—	134	—	—	1	uS/cm	—	—	172455	GF060900PGRF01	GELC
Frijoles at Rio Grande	n/a	n/a	09/28/05	WS	F	CS	—	Geninorg	EPA:120.1	Specific Conductance	SPEC_CONDC	—	124	—	—	1	uS/cm	—	—	146888	GF05090PGRF01	GELC
Frijoles at Rio Grande	n/a	n/a	09/15/04	WS	F	CS	—	Geninorg	SW-846:9050A	Specific Conductance	SPEC_CONDC	—	146	—	—	1	uS/cm	—	—	121726	GF04090WGRF01	GELC
Frijoles at Rio Grande	n/a	n/a	10/08/03	WS	F	CS	—	Geninorg	SW-846:9050A	Specific Conductance	SPEC_CONDC	—	128	—	—	1	uS/cm	—	—	89799	GF03080WGRF01	GELC
Frijoles at Rio Grande	n/a	n/a	09/20/06	WP	UF	CS	—	Geninorg	EPA:													

Ancho Canyon Watershed Last Four Analytical Results
for Sampling September 25, 2007 - November 10, 2007

Location	Port	Depth (ft)	Date	Field Matrix	Field Prep	Lab Sample Type	Field QC Type	Suite	Method	Analyte Desc	Analyte	Symbol	Result	1-sigma TPU	MDA	MDL	Units	Lab Qual	2nd Qual	Request	Sample	Lab
Frijoles at Rio Grande	n/a	n/a	09/26/07	WP	F	CS	—	Geninorg	EPA:300.0	Sulfate	SO4(-2)	—	1.89	—	—	0.1	mg/L	—	—	194654	GF070900PGRF01	GELC
Frijoles at Rio Grande	n/a	n/a	09/20/06	WP	F	CS	—	Geninorg	EPA:300.0	Sulfate	SO4(-2)	—	1.77	—	—	0.1	mg/L	—	J+	172455	GF060900PGRF01	GELC
Frijoles at Rio Grande	n/a	n/a	09/28/05	WS	F	CS	—	Geninorg	EPA:300.0	Sulfate	SO4(-2)	—	2.01	—	—	0.057	mg/L	—	—	146888	GF05090PGRF01	GELC
Frijoles at Rio Grande	n/a	n/a	09/15/04	WS	F	CS	—	Geninorg	EPA:300.0	Sulfate	SO4(-2)	—	2.03	—	—	0.193	mg/L	—	—	121726	GF04090WGRF01	GELC
Frijoles at Rio Grande	n/a	n/a	10/08/03	WS	F	CS	—	Geninorg	EPA:300.0	Sulfate	SO4(-2)	—	2.24	—	—	0.193	mg/L	—	—	89799	GF03080WGRF01	GELC
Frijoles at Rio Grande	n/a	n/a	09/20/06	WP	UF	CS	—	Geninorg	EPA:300.0	Sulfate	SO4(-2)	—	1.79	—	—	0.1	mg/L	—	J+	172455	GU060900PGRF01	GELC
Frijoles at Rio Grande	n/a	n/a	09/26/07	WP	UF	CS	—	Geninorg	EPA:160.2	Suspended Sediment Concentration	SSC	—	9.2	—	—	1.14	mg/L	—	—	194654	GU070900PGRF01	GELC
Frijoles at Rio Grande	n/a	n/a	09/20/06	WP	UF	CS	—	Geninorg	EPA:160.2	Suspended Sediment Concentration	SSC	—	32.8	—	—	1.43	mg/L	—	—	172455	GU060900PGRF01	GELC
Frijoles at Rio Grande	n/a	n/a	09/28/05	WS	UF	CS	—	Geninorg	EPA:160.2	Suspended Sediment Concentration	SSC	—	26	—	—	2.28	mg/L	—	—	146888	GU05090PGRF01	GELC
Frijoles at Rio Grande	n/a	n/a	09/28/05	WS	UF	RE	—	Geninorg	EPA:160.2	Suspended Sediment Concentration	SSC	—	27.6	—	—	2.28	mg/L	—	—	146888	GU05090PGRF01	GELC
Frijoles at Rio Grande	n/a	n/a	10/22/02	WS	UF	CS	—	Geninorg	EPA:160.2	Suspended Sediment Concentration	SSC	—	6.6	—	—	0.764	mg/L	—	—	69309	GU02100WGRF01	GELC
Frijoles at Rio Grande	n/a	n/a	09/26/07	WP	F	CS	—	Geninorg	EPA:160.1	Total Dissolved Solids	TDS	—	122	—	—	2.38	mg/L	—	—	194654	GF070900PGRF01	GELC
Frijoles at Rio Grande	n/a	n/a	09/20/06	WP	F	CS	—	Geninorg	EPA:160.1	Total Dissolved Solids	TDS	—	139	—	—	2.38	mg/L	—	—	172455	GF060900PGRF01	GELC
Frijoles at Rio Grande	n/a	n/a	09/20/06	WP	F	CS	—	Geninorg	EPA:160.1	Total Dissolved Solids	TDS	—	144	—	—	2.38	mg/L	—	—	172455	GU060900PGRF01	GELC
Frijoles at Rio Grande	n/a	n/a	09/28/05	WS	F	CS	—	Geninorg	EPA:160.1	Total Dissolved Solids	TDS	—	144	—	—	2.38	mg/L	—	—	146888	GF05090PGRF01	GELC
Frijoles at Rio Grande	n/a	n/a	09/15/04	WS	F	CS	—	Geninorg	EPA:160.1	Total Dissolved Solids	TDS	—	229	—	—	3.07	mg/L	—	—	121726	GF04090WGRF01	GELC
Frijoles at Rio Grande	n/a	n/a	10/08/03	WS	F	CS	—	Geninorg	EPA:160.1	Total Dissolved Solids	TDS	—	135	—	—	3.07	mg/L	—	—	89799	GF03080WGRF01	GELC
Frijoles at Rio Grande	n/a	n/a	10/08/03	WS	F	DUP	—	Geninorg	EPA:160.1	Total Dissolved Solids	TDS	—	127	—	—	3.07	mg/L	—	—	89799	GF03080WGRF01	GELC
Frijoles at Rio Grande	n/a	n/a	09/26/07	WP	F	CS	—	Geninorg	EPA:351.2	Total Kjeldahl Nitrogen	TKN	—	0.081	—	—	0.029	mg/L	J	J, JN-	194654	GF070900PGRF01	GELC
Frijoles at Rio Grande	n/a	n/a	09/20/06	WP	F	CS	—	Geninorg	EPA:351.2	Total Kjeldahl Nitrogen	TKN	<	0.103	—	—	0.01	mg/L	—	U	172455	GF060900PGRF01	GELC
Frijoles at Rio Grande	n/a	n/a	09/28/05	WS	F	CS	—	Geninorg	EPA:351.2	Total Kjeldahl Nitrogen	TKN	<	0.01	—	—	0.01	mg/L	U	UJ	146888	GF05090PGRF01	GELC
Frijoles at Rio Grande	n/a	n/a	09/26/07	WP	UF	CS	—	Geninorg	EPA:351.2	Total Kjeldahl Nitrogen	TKN	—	0.106	—	—	0.029	mg/L	—	JN-, J	194654	GU070900PGRF01	GELC
Frijoles at Rio Grande	n/a	n/a	09/20/06	WP	UF	CS	—	Geninorg	EPA:351.2	Total Kjeldahl Nitrogen	TKN	—	0.172	—	—	0.01	mg/L	—	J+	172455	GU060900PGRF01	GELC
Frijoles at Rio Grande	n/a	n/a	09/26/07	WP	UF	CS	—	Geninorg	SW-846:9060	Total Organic Carbon	TOC	—	2.84	—	—	0.33	mg/L	—	—	194654	GU070900PGRF01	GELC
Frijoles at Rio Grande	n/a	n/a	09/20/06	WP	UF	CS	—	Geninorg	SW-846:9060	Total Organic Carbon	TOC	—	3.55	—	—	0.33	mg/L	—	—	172455	GU060900PGRF01	GELC
Frijoles at Rio Grande	n/a	n/a	09/26/07	WP	F	CS	—	Geninorg	EPA:365.4	Total Phosphate as Phosphorus	PO4-P	—	0.07	—	—	0.024	mg/L	—	—	194654	GF070900PGRF01	GELC
Frijoles at Rio Grande	n/a	n/a	09/20/06	WP	F	CS	—	Geninorg	EPA:365.4	Total Phosphate as Phosphorus	PO4-P	<	0.059	—	—	0.01	mg/L	—	U	172455	GF060900PGRF01	GELC
Frijoles at Rio Grande	n/a	n/a	09/28/05	WS	F	CS	—	Geninorg	EPA:365.4	Total Phosphate as Phosphorus	PO4-P	—	0.256	—	—	0.01	mg/L	—	—	146888	GF05090PGRF01	GELC
Frijoles at Rio Grande	n/a	n/a	09/15/04	WS	F	CS	—	Geninorg	EPA:365.4	Total Phosphate as Phosphorus	PO4-P	—	0.074	—	—	0.011	mg/L	—	—	121726	GF04090WGRF01	GELC
Frijoles at Rio Grande	n/a	n/a	10/08/03	WS	F	CS	—	Geninorg	EPA:365.4	Total Phosphate as Phosphorus	PO4-P	<	0.0618	—	—	0.011	mg/L	—	U	89799	GF03080WGRF01	GELC
Frijoles at Rio Grande	n/a	n/a	10/08/03	WS	F	DUP	—	Geninorg	EPA:365.4	Total Phosphate as Phosphorus	PO4-P	—	0.026	—	—	0.011	mg/L	J	—	89799	GF03080WGRF01	GELC
Frijoles at Rio Grande	n/a	n/a	09/20/06	WP	UF	CS	—	Geninorg	EPA:365.4	Total Phosphate as Phosphorus	PO4-P	<	0.072	—	—	0.01	mg/L	—	U	172455	GU060900PGRF01	GELC
Frijoles at Rio Grande	n/a	n/a	09/26/07	WP	F	CS	—	Geninorg	EPA:150.1	pH	pH	—	8.01	—	—	0.01	SU	H	J	194654	GF070900PGRF01	GELC
Frijoles at Rio Grande	n/a	n/a	09/20/06	WP	F	CS	—	Geninorg	EPA:150.1	pH	pH	—	8.15	—	—	0.01	SU	H	J	172455	GF060900PGRF01	GELC
Frijoles at Rio Grande	n/a	n/a	09/28/05	WS	F	CS	—	Geninorg	EPA:150.1	pH	pH	—	7.56	—	—	0.01	SU	H	J	146888	GF05090PGRF01	GELC
Frijoles at Rio Grande	n/a	n/a	09/15/04	WS	F	CS	—	Geninorg	EPA:150.1	pH	pH	—	7.9	—	—	—	SU	H	J	121726	GF04090WGRF01	GELC
Frijoles at Rio Grande	n/a	n/a	10/08/03	WS	F	CS	—	Geninorg	EPA:150.1	pH	pH	—	7.78	—	—	0.01	SU	H	J	89799	GF03080WGRF01	GELC
Frijoles at Rio Grande	n/a	n/a	09/20/06	WP	UF	CS	—	Geninorg	EPA:150.1	pH	pH	—	8.05	—	—	0.01	SU	H	J	172455	GU060900PGRF01	GELC
Frijoles at Rio Grande	n/a	n/a	09/26/07	WP	F	CS	—	Metals	SW-846:6010B	Aluminum	Al	—	146	—	—	68	ug/L	J	—	194654	GF070900PGRF01	GELC
Frijoles at Rio Grande	n/a	n/a	09/20/06	WP	F	CS	—	Metals	SW-846:6010B	Aluminum	Al	—	75.5	—	—	68	ug/L	J	—	172455	GF060900PGRF01	GELC
Frijoles at Rio Grande	n/a	n/a	09/28/05	WS	F	CS	—	Metals	SW-846:6010B	Aluminum	Al	<	68	—	—	68	ug/L	U	—	146888	GF05090PGRF01	GELC
Frijoles at Rio Grande	n/a	n/a	09/15/04	WS	F	CS	—	Metals	EPA:200.7	Aluminum	Al	—	52.5	—	—	14.4	ug/L	J	J-	121726	GF04090WGRF01	GELC
Frijoles at Rio Grande	n/a	n/a	10/08/03	WS	F	CS	—	Metals	EPA:200.7	Aluminum	Al	—	155	—	—	14.4	ug/L	—	J-	89799	GF03080WGRF01	GELC
Frijoles at Rio Grande	n/a	n/a	09/26/07	WP	UF	CS	—	Metals	SW-846:6010B	Aluminum	Al	—	415	—	—	68	ug/L	—	—	194654	GU070900PGRF01	GELC
Frijoles at Rio Grande	n/a	n/a	09/20/06	WP	UF	CS	—	Metals	SW-846:6010B	Aluminum	Al	—	1110	—	—	68	ug/L	—	—	172455	GU060900PGRF01	GELC
Frijoles at Rio Grande	n/a	n/a	09/28/05	WS	UF	CS	—	Metals	SW-846:6010B	Aluminum	Al	—	763	—	—	68	ug/L	—	—	146888	GU05090PGRF01	GELC
Frijoles at Rio Grande	n/a	n/a	09/26/07	WP	F	CS	—	Metals	SW-846:6010B	Barium	Ba	—	17.9	—	—	1	ug/L	—	—	194654	GF070900PGRF01	GELC
Frijoles at Rio Grande	n/a	n/a	09/20/06	WP	F	CS	—	Metals	SW-846:6010B	Barium	Ba	—	16.8	—	—	1	ug/L	—	—	172455	GF060900PGRF01	GELC
Frijoles at Rio Grande	n/a	n/a	09/28/05	WS	F	CS	—	Metals	SW-846:6010B	Barium	Ba	—	16.4	—	—	1	ug/L	—	—	146888	GF05090PGRF01	GELC
Frijoles at Rio Grande	n/a	n/a	09/15/04	WS	F	CS	—	Metals	EPA:200.7	Barium	Ba	—	19.2	—	—	0.301	ug/L	—	—	121726	GF04090WGRF01	GELC
Frijoles at Rio Grande	n/a	n/a	10/08/03	WS	F	CS	—	Metals	EPA:200.7	Barium	Ba	—	16.3	—	—	0.301	ug/L	—	—	89799	GF03080WGRF01	GELC
Frijoles at Rio Grande	n/a	n/a	09/26/07	WP	UF	CS	—	Metals	SW-846:6010B	Barium	Ba	—	20.2	—	—	1	ug/L	—	—	194654	GU070900PGRF01	GELC
Frijoles at Rio Grande	n/a	n/a	09/20/06	WP	UF	CS	—	Metals	SW-846:6010B	Barium	Ba	—	27.9	—	—	1	ug/L	—	—	172455	GU060900PGRF01	GELC
Frijoles at Rio Grande	n/a	n/a	09/28/05	WS	UF	CS	—	Metals	SW-846:6010B	Barium	Ba	—	22.8	—	—	1	ug/L	—	—	146888	GU05090PGRF01	GELC
Frijoles at Rio Grande	n/a	n/a	09/26/07	WP	F	CS	—	Metals	SW-846:6010B	Iron	Fe	—	165	—	—	25	ug/L	—	—	194654	GF070900PGRF01	GELC
Frijoles at Rio Grande	n/a	n/a	09/20/06	WP	F	CS	—	Metals	SW-846:6010B	Iron	Fe	—	223	—	—	18	ug/L	—	—	172455	GF060900PGRF01	GELC
Frijoles at Rio Grande	n/a	n/a	09/28/05	WS	F	CS	—	Metals	SW-846:6010B	Iron	Fe	—	120	—	—	18	ug/L	—	—	146888	GF05090PGRF01	GELC
Frijoles at Rio Grande	n/a	n/a	09/15/04	WS	F	CS	—	Metals	EPA:200.7	Iron	Fe	—	42	—	—	14.9	ug/L	J	—	121726	GF04090WGRF01	GELC
Frijoles at Rio Grande	n/a	n/a	10/08/03	WS	F	CS	—	Metals	EPA:200.7	Iron	Fe	—	108	—	—	14.9	ug/L	—	—	89799	GF03080WGRF01	GELC
Frijoles at Rio Grande	n/a	n/a	09/26/07	WP	UF	CS	—	Metals	SW-846:6010B	Iron	Fe	—	347	—	—	25	ug/L	—	—	194654	GU070900PGRF01	GELC
Frijoles at Rio Grande	n/a	n/a	09/20/06	WP	UF	CS	—	Metals	SW-846:6010B	Iron	Fe	—	926	—	—	18	ug/L	—	—	172455	GU060900PGRF01	GELC
Frijoles at Rio Grande	n/a	n/a	09/28/05	WS	UF	CS	—	Metals	SW-846:6010B	Iron	Fe	—	681	—	—	18	ug/L	—	—	146888	GU05090PGRF01	GELC
Frijoles at Rio Grande	n/a	n/a	09/26/07	WP	F	CS	—	Metals	SW-846:6010B	Manganese	Mn	—	7.2	—	—	2	ug/L	J	—	194654	GF070900PGRF01	GELC
Frijoles at Rio Grande	n/a	n/a	09/20/06	WP	F	CS	—	Metals	SW-846:6010B	Manganese	Mn	—	7.7	—	—	2	ug/L	J	—	172455	GF060900PGRF01	GELC

Ancho Canyon Watershed Last Four Analytical Results
for Sampling September 25, 2007 - November 10, 2007

Location	Port	Depth (ft)	Date	Field Matrix	Field Prep	Lab Sample Type	Field QC Type	Suite	Method	Analyte Desc	Analyte	Symbol	Result	1-sigma TPU	MDA	MDL	Units	Lab Qual	2nd Qual	Request	Sample	Lab
Frijoles at Rio Grande	n/a	n/a	09/28/05	WS	F	CS	—	Metals	SW-846:6010B	Manganese	Mn	<	2	—	—	2	ug/L	U	—	146888	GF05090PGRF01	GELC
Frijoles at Rio Grande	n/a	n/a	09/15/04	WS	F	CS	—	Metals	EPA:200.7	Manganese	Mn	—	3.1	—	—	0.304	ug/L	J	—	121726	GF04090WGRF01	GELC
Frijoles at Rio Grande	n/a	n/a	10/08/03	WS	F	CS	—	Metals	EPA:200.7	Manganese	Mn	—	4.01	—	—	0.304	ug/L	B	—	89799	GF03080WGRF01	GELC
Frijoles at Rio Grande	n/a	n/a	09/26/07	WP	UF	CS	—	Metals	SW-846:6010B	Manganese	Mn	—	17.8	—	—	2	ug/L	—	—	194654	GU070900PGRF01	GELC
Frijoles at Rio Grande	n/a	n/a	09/20/06	WP	UF	CS	—	Metals	SW-846:6010B	Manganese	Mn	—	85.2	—	—	2	ug/L	—	—	172455	GU060900PGRF01	GELC
Frijoles at Rio Grande	n/a	n/a	09/28/05	WS	UF	CS	—	Metals	SW-846:6010B	Manganese	Mn	—	48.9	—	—	2	ug/L	—	—	146888	GU05090PGRF01	GELC
Frijoles at Rio Grande	n/a	n/a	09/26/07	WP	F	CS	—	Metals	SW-846:6020	Nickel	Ni	—	0.64	—	—	0.5	ug/L	J	—	194654	GF070900PGRF01	GELC
Frijoles at Rio Grande	n/a	n/a	09/20/06	WP	F	CS	—	Metals	SW-846:6020	Nickel	Ni	—	0.82	—	—	0.5	ug/L	J	—	172455	GF060900PGRF01	GELC
Frijoles at Rio Grande	n/a	n/a	09/28/05	WS	F	CS	—	Metals	SW-846:6020	Nickel	Ni	<	0.5	—	—	0.5	ug/L	U	—	146888	GF05090PGRF01	GELC
Frijoles at Rio Grande	n/a	n/a	09/15/04	WS	F	CS	—	Metals	EPA:200.7	Nickel	Ni	<	3.6	—	—	3.6	ug/L	U	—	121726	GF04090WGRF01	GELC
Frijoles at Rio Grande	n/a	n/a	10/08/03	WS	F	CS	—	Metals	EPA:200.7	Nickel	Ni	<	3.6	—	—	3.6	ug/L	U	—	89799	GF03080WGRF01	GELC
Frijoles at Rio Grande	n/a	n/a	09/26/07	WP	UF	CS	—	Metals	SW-846:6020	Nickel	Ni	—	0.76	—	—	0.5	ug/L	J	—	194654	GU070900PGRF01	GELC
Frijoles at Rio Grande	n/a	n/a	09/20/06	WP	UF	CS	—	Metals	SW-846:6020	Nickel	Ni	—	1.2	—	—	0.5	ug/L	J	—	172455	GU060900PGRF01	GELC
Frijoles at Rio Grande	n/a	n/a	09/28/05	WS	UF	CS	—	Metals	SW-846:6020	Nickel	Ni	—	0.85	—	—	0.5	ug/L	J	—	146888	GU05090PGRF01	GELC
Frijoles at Rio Grande	n/a	n/a	09/26/07	WP	F	CS	—	Metals	SW-846:6010B	Strontium	Sr	—	58.7	—	—	1	ug/L	—	—	194654	GF070900PGRF01	GELC
Frijoles at Rio Grande	n/a	n/a	09/20/06	WP	F	CS	—	Metals	SW-846:6010B	Strontium	Sr	—	62.7	—	—	1	ug/L	—	—	172455	GF060900PGRF01	GELC
Frijoles at Rio Grande	n/a	n/a	09/28/05	WS	F	CS	—	Metals	SW-846:6010B	Strontium	Sr	—	63.5	—	—	1	ug/L	—	—	146888	GF05090PGRF01	GELC
Frijoles at Rio Grande	n/a	n/a	09/15/04	WS	F	CS	—	Metals	EPA:200.7	Strontium	Sr	—	66.7	—	—	0.238	ug/L	—	—	121726	GF04090WGRF01	GELC
Frijoles at Rio Grande	n/a	n/a	10/08/03	WS	F	CS	—	Metals	EPA:200.7	Strontium	Sr	—	56.5	—	—	0.238	ug/L	—	—	89799	GF03080WGRF01	GELC
Frijoles at Rio Grande	n/a	n/a	09/26/07	WP	UF	CS	—	Metals	SW-846:6010B	Strontium	Sr	—	60.5	—	—	1	ug/L	—	—	194654	GU070900PGRF01	GELC
Frijoles at Rio Grande	n/a	n/a	09/20/06	WP	UF	CS	—	Metals	SW-846:6010B	Strontium	Sr	—	66.2	—	—	1	ug/L	—	—	172455	GU060900PGRF01	GELC
Frijoles at Rio Grande	n/a	n/a	09/28/05	WS	UF	CS	—	Metals	SW-846:6010B	Strontium	Sr	—	64.6	—	—	1	ug/L	—	—	146888	GU05090PGRF01	GELC
Frijoles at Rio Grande	n/a	n/a	09/26/07	WP	F	CS	—	Metals	SW-846:6010B	Vanadium	V	—	3.4	—	—	1	ug/L	J	—	194654	GF070900PGRF01	GELC
Frijoles at Rio Grande	n/a	n/a	09/20/06	WP	F	CS	—	Metals	SW-846:6010B	Vanadium	V	—	2.6	—	—	1	ug/L	J	—	172455	GF060900PGRF01	GELC
Frijoles at Rio Grande	n/a	n/a	09/28/05	WS	F	CS	—	Metals	SW-846:6010B	Vanadium	V	—	3	—	—	1	ug/L	J	—	146888	GF05090PGRF01	GELC
Frijoles at Rio Grande	n/a	n/a	09/15/04	WS	F	CS	—	Metals	EPA:200.7	Vanadium	V	—	3.4	—	—	0.732	ug/L	J	JN-	121726	GF04090WGRF01	GELC
Frijoles at Rio Grande	n/a	n/a	10/08/03	WS	F	CS	—	Metals	EPA:200.7	Vanadium	V	<	4.71	—	—	0.732	ug/L	B	U	89799	GF03080WGRF01	GELC
Frijoles at Rio Grande	n/a	n/a	09/26/07	WP	UF	CS	—	Metals	SW-846:6010B	Vanadium	V	—	4.1	—	—	1	ug/L	J	—	194654	GU070900PGRF01	GELC
Frijoles at Rio Grande	n/a	n/a	09/20/06	WP	UF	CS	—	Metals	SW-846:6010B	Vanadium	V	—	3.1	—	—	1	ug/L	J	—	172455	GU060900PGRF01	GELC
Frijoles at Rio Grande	n/a	n/a	09/28/05	WS	UF	CS	—	Metals	SW-846:6010B	Vanadium	V	—	3.7	—	—	1	ug/L	J	—	146888	GU05090PGRF01	GELC
Frijoles at Rio Grande	n/a	n/a	09/26/07	WP	F	CS	—	Rad	HASL-300	Americium-241	Am-241	<	-0.0107	0.002	0.0365	—	pCi/L	U	U	194654	GF070900PGRF01	GELC
Frijoles at Rio Grande	n/a	n/a	09/20/06	WP	F	CS	—	Rad	HASL-300	Americium-241	Am-241	<	-0.0186	0.004	0.0252	—	pCi/L	U	U	172455	GF060900PGRF01	GELC
Frijoles at Rio Grande	n/a	n/a	09/28/05	WS	F	CS	—	Rad	HASL-300	Americium-241	Am-241	<	0.0179	0.003	0.0323	—	pCi/L	U	U	146888	GF05090PGRF01	GELC
Frijoles at Rio Grande	n/a	n/a	09/26/07	WP	UF	CS	—	Rad	HASL-300	Americium-241	Am-241	<	-0.0123	0.002	0.0359	—	pCi/L	U	U	194654	GU070900PGRF01	GELC
Frijoles at Rio Grande	n/a	n/a	09/20/06	WP	UF	CS	—	Rad	HASL-300	Americium-241	Am-241	<	0.00694	0.003	0.0418	—	pCi/L	U	U	172455	GU060900PGRF01	GELC
Frijoles at Rio Grande	n/a	n/a	09/28/05	WS	UF	CS	—	Rad	HASL-300	Americium-241	Am-241	<	0.00838	0.002	0.0593	—	pCi/L	U	U	146888	GU05090PGRF01	GELC
Frijoles at Rio Grande	n/a	n/a	09/15/04	WS	UF	CS	—	Rad	Alpha-Spec	Americium-241	Am-241	<	-2.79E-09	0.003	0.046	—	pCi/L	U	U	121726	GU04090WGRF01	GELC
Frijoles at Rio Grande	n/a	n/a	10/08/03	WS	UF	CS	—	Rad	EPA:901.1	Americium-241	Am-241	<	3.97	1.697	17.3	—	pCi/L	U	U	89799	GU03080WGRF01	GELC
Frijoles at Rio Grande	n/a	n/a	10/08/03	WS	UF	CS	—	Rad	Alpha-Spec	Americium-241	Am-241	<	0.0117	0.002	0.033	—	pCi/L	U	U	89799	GU03080WGRF01	GELC
Frijoles at Rio Grande	n/a	n/a	09/26/07	WP	F	CS	—	Rad	EPA:901.1	Cesium-137	Cs-137	<	0.45	0.433	4.36	—	pCi/L	U	U	194654	GF070900PGRF01	GELC
Frijoles at Rio Grande	n/a	n/a	09/20/06	WP	F	CS	—	Rad	EPA:901.1	Cesium-137	Cs-137	<	0.61	0.493	4.94	—	pCi/L	U	U	172455	GF060900PGRF01	GELC
Frijoles at Rio Grande	n/a	n/a	09/28/05	WS	F	CS	—	Rad	EPA:901.1	Cesium-137	Cs-137	<	-0.836	0.308	3.15	—	pCi/L	U	U	146888	GF05090PGRF01	GELC
Frijoles at Rio Grande	n/a	n/a	09/26/07	WP	UF	CS	—	Rad	EPA:901.1	Cesium-137	Cs-137	<	-0.746	0.42	3.35	—	pCi/L	U	U	194654	GU070900PGRF01	GELC
Frijoles at Rio Grande	n/a	n/a	09/20/06	WP	UF	CS	—	Rad	EPA:901.1	Cesium-137	Cs-137	<	2.82	0.36	3.16	—	pCi/L	U	U	172455	GU060900PGRF01	GELC
Frijoles at Rio Grande	n/a	n/a	09/28/05	WS	UF	CS	—	Rad	EPA:901.1	Cesium-137	Cs-137	<	3.39	0.257	2.9	—	pCi/L	UI	R	146888	GU05090PGRF01	GELC
Frijoles at Rio Grande	n/a	n/a	09/15/04	WS	UF	CS	—	Rad	EPA:901.1	Cesium-137	Cs-137	<	-2.38	0.507	5.16	—	pCi/L	U	U	121726	GU04090WGRF01	GELC
Frijoles at Rio Grande	n/a	n/a	10/08/03	WS	UF	CS	—	Rad	EPA:901.1	Cesium-137	Cs-137	<	-1.35	0.340	2.87	—	pCi/L	U	U	89799	GU03080WGRF01	GELC
Frijoles at Rio Grande	n/a	n/a	09/26/07	WP	F	CS	—	Rad	EPA:901.1	Cobalt-60	Co-60	<	-0.831	0.413	3.76	—	pCi/L	U	U	194654	GF070900PGRF01	GELC
Frijoles at Rio Grande	n/a	n/a	09/20/06	WP	F	CS	—	Rad	EPA:901.1	Cobalt-60	Co-60	<	0.328	0.590	5.89	—	pCi/L	U	U	172455	GF060900PGRF01	GELC
Frijoles at Rio Grande	n/a	n/a	09/28/05	WS	F	CS	—	Rad	EPA:901.1	Cobalt-60	Co-60	<	1.76	0.357	4.34	—	pCi/L	U	U	146888	GF05090PGRF01	GELC
Frijoles at Rio Grande	n/a	n/a	09/26/07	WP	UF	CS	—	Rad	EPA:901.1	Cobalt-60	Co-60	<	-0.138	0.393	3.86	—	pCi/L	U	U	194654	GU070900PGRF01	GELC
Frijoles at Rio Grande	n/a	n/a	09/20/06	WP	UF	CS	—	Rad	EPA:901.1	Cobalt-60	Co-60	<	0.895	0.383	4.75	—	pCi/L	U	U	172455	GU060900PGRF01	GELC
Frijoles at Rio Grande	n/a	n/a	09/28/05	WS	UF	CS	—	Rad	EPA:901.1	Cobalt-60	Co-60	<	1.46	0.238	2.69	—	pCi/L	U	U	146888	GU05090PGRF01	GELC
Frijoles at Rio Grande	n/a	n/a	09/15/04	WS	UF	CS	—	Rad	EPA:901.1	Cobalt-60	Co-60	<	0.703	0.600	7.3	—	pCi/L	U	U	121726	GU04090WGRF01	GELC
Frijoles at Rio Grande	n/a	n/a	10/08/03	WS	UF	CS	—	Rad	EPA:901.1	Cobalt-60	Co-60	<	1.48	0.296	3.79	—	pCi/L	U	U	89799	GU03080WGRF01	GELC
Frijoles at Rio Grande	n/a	n/a	09/26/07	WP	F	CS	—	Rad	EPA:900	Gross alpha	GROSSA	<	-0.51	0.120	1.35	—	pCi/L	U	U	194654	GF070900PGRF01	GELC
Frijoles at Rio Grande	n/a	n/a	09/20/06	WP	F	CS	—	Rad	EPA:900	Gross alpha	GROSSA	<	0.262	0.134	1.4	—	pCi/L	U	U	172455	GF060900PGRF01	GELC
Frijoles at Rio Grande	n/a	n/a	09/28/05	WS	F	CS	—	Rad	EPA:900	Gross alpha	GROSSA	<	0.556	0.129	1.53	—	pCi/L	U	U	146888	GF05090PGRF01	GELC
Frijoles at Rio Grande	n/a	n/a	09/26/07	WP	UF	CS	—	Rad	EPA:900	Gross alpha	GROSSA	<	0.485	0.127	1.25	—	pCi/L	U	U	194654	GU070900PGRF01	GELC
Frijoles at Rio Grande	n/a	n/a	09/20/06	WP	UF	CS	—	Rad	EPA:900	Gross alpha	GROSSA	<	1.8	0.225	1.89	—	pCi/L	U	U	172455	GU060900PGRF01	GELC
Frijoles at Rio Grande	n/a	n/a	09/28/05	WS	UF	CS	—	Rad	EPA:900	Gross alpha	GROSSA	<	-0.675	0.212	3.08	—	pCi/L	U	J-, U	146888	GU05090PGRF01	GELC
Frijoles at Rio Grande	n/a	n/a	09/15/04	WS	UF	CS	—	Rad	EPA:900	Gross alpha	GROSSA	<	0.3	0.186	2.46	—	pCi/L	U	U	121726	GU04090WGRF01	GELC
Frijoles at Rio Grande	n/a	n/a	10/08/03	WS	UF	CS	—	Rad	EPA:900	Gross alpha	GROSSA	<	0.936	0.131	1.32	—	pCi/L	U	U	89799	GU03080WGRF01	GELC
Frijoles at Rio Grande	n/a	n/a	09/26/07	WP	F	CS	—	Rad	EPA:900	Gross beta	GROSSB	<	0.366									

Ancho Canyon Watershed Last Four Analytical Results
for Sampling September 25, 2007 - November 10, 2007

Periodic Monitoring Report for Ancho Watershed

Location	Port	Depth (ft)	Date	Field Matrix	Field Prep	Lab Sample Type	Field QC Type	Suite	Method	Analyte Desc	Analyte	Symbol	Result	1-sigma TPU	MDA	MDL	Units	Lab Qual	2nd Qual	Request	Sample	Lab
Frijoles at Rio Grande	n/a	n/a	09/20/06	WP	F	CS	---	Rad	EPA:900	Gross beta	GROSSB	<	1.82	0.303	2.95	---	pCi/L	U	U	172455	GF060900PGRF01	GELC
Frijoles at Rio Grande	n/a	n/a	09/28/05	WS	F	CS	---	Rad	EPA:900	Gross beta	GROSSB	<	2.2	0.250	2.87	---	pCi/L	U	U	146888	GF05090PGRF01	GELC
Frijoles at Rio Grande	n/a	n/a	09/26/07	WP	UF	CS	---	Rad	EPA:900	Gross beta	GROSSB	<	2.21	0.247	2.29	---	pCi/L	U	U	194654	GU070900PGRF01	GELC
Frijoles at Rio Grande	n/a	n/a	09/20/06	WP	UF	CS	---	Rad	EPA:900	Gross beta	GROSSB	<	3.27	0.363	3.38	---	pCi/L	U	U	172455	GU060900PGRF01	GELC
Frijoles at Rio Grande	n/a	n/a	09/28/05	WS	UF	CS	---	Rad	EPA:900	Gross beta	GROSSB	<	2.53	0.260	2.97	---	pCi/L	U	U	146888	GU05090PGRF01	GELC
Frijoles at Rio Grande	n/a	n/a	09/15/04	WS	UF	CS	---	Rad	EPA:900	Gross beta	GROSSB	<	1.02	0.173	1.92	---	pCi/L	U	U	121726	GU04090WGRF01	GELC
Frijoles at Rio Grande	n/a	n/a	10/08/03	WS	UF	CS	---	Rad	EPA:900	Gross beta	GROSSB	---	1.68	0.127	1.26	---	pCi/L	---	J	89799	GU03080WGRF01	GELC
Frijoles at Rio Grande	n/a	n/a	09/26/07	WP	F	CS	---	Rad	EPA:901.1	Gross gamma	GROSSG	<	60.5	18.000	186	---	pCi/L	U	U	194654	GF070900PGRF01	GELC
Frijoles at Rio Grande	n/a	n/a	09/20/06	WP	F	CS	---	Rad	EPA:901.1	Gross gamma	GROSSG	<	78.9	18.100	232	---	pCi/L	U	U	172455	GF060900PGRF01	GELC
Frijoles at Rio Grande	n/a	n/a	09/28/05	WS	F	CS	---	Rad	EPA:901.1	Gross gamma	GROSSG	<	88.2	14.967	397	---	pCi/L	U	U	146888	GF05090PGRF01	GELC
Frijoles at Rio Grande	n/a	n/a	09/26/07	WP	UF	CS	---	Rad	EPA:901.1	Gross gamma	GROSSG	<	70.1	20.067	207	---	pCi/L	U	U	194654	GU070900PGRF01	GELC
Frijoles at Rio Grande	n/a	n/a	09/20/06	WP	UF	CS	---	Rad	EPA:901.1	Gross gamma	GROSSG	<	119	35.667	451	---	pCi/L	U	U	172455	GU060900PGRF01	GELC
Frijoles at Rio Grande	n/a	n/a	09/28/05	WS	UF	CS	---	Rad	EPA:901.1	Gross gamma	GROSSG	<	93.7	14.867	239	---	pCi/L	U	U	146888	GU05090PGRF01	GELC
Frijoles at Rio Grande	n/a	n/a	09/15/04	WS	UF	CS	---	Rad	EPA:901.1	Gross gamma	GROSSG	<	102	22.9	333	---	pCi/L	U	U	121726	GU04090WGRF01	GELC
Frijoles at Rio Grande	n/a	n/a	10/08/03	WS	UF	CS	---	Rad	EPA:901.1	Gross gamma	GROSSG	<	83.8	30.433	292	---	pCi/L	U	U	89799	GU03080WGRF01	GELC
Frijoles at Rio Grande	n/a	n/a	09/26/07	WP	F	CS	---	Rad	EPA:901.1	Neptunium-237	Np-237	<	1.01	3.123	27.6	---	pCi/L	U	U	194654	GF070900PGRF01	GELC
Frijoles at Rio Grande	n/a	n/a	09/20/06	WP	F	CS	---	Rad	EPA:901.1	Neptunium-237	Np-237	<	3.02	3.433	34.1	---	pCi/L	U	U	172455	GF060900PGRF01	GELC
Frijoles at Rio Grande	n/a	n/a	09/28/05	WS	F	CS	---	Rad	EPA:901.1	Neptunium-237	Np-237	<	2.21	2.293	16	---	pCi/L	U	U	146888	GF05090PGRF01	GELC
Frijoles at Rio Grande	n/a	n/a	09/26/07	WP	UF	CS	---	Rad	EPA:901.1	Neptunium-237	Np-237	<	0.986	3.310	29.6	---	pCi/L	U	U	194654	GU070900PGRF01	GELC
Frijoles at Rio Grande	n/a	n/a	09/20/06	WP	UF	CS	---	Rad	EPA:901.1	Neptunium-237	Np-237	<	4.35	2.663	28.8	---	pCi/L	U	U	172455	GU060900PGRF01	GELC
Frijoles at Rio Grande	n/a	n/a	09/28/05	WS	UF	CS	---	Rad	EPA:901.1	Neptunium-237	Np-237	<	2.25	1.893	19.4	---	pCi/L	U	U	146888	GU05090PGRF01	GELC
Frijoles at Rio Grande	n/a	n/a	09/15/04	WS	UF	CS	---	Rad	EPA:901.1	Neptunium-237	Np-237	<	-0.103	2.183	22.5	---	pCi/L	U	U	121726	GU04090WGRF01	GELC
Frijoles at Rio Grande	n/a	n/a	10/08/03	WS	UF	CS	---	Rad	EPA:901.1	Neptunium-237	Np-237	<	-4.2	2.017	21.2	---	pCi/L	U	U	89799	GU03080WGRF01	GELC
Frijoles at Rio Grande	n/a	n/a	09/26/07	WP	F	CS	---	Rad	HASL-300	Plutonium-238	Pu-238	<	0.0039	0.001	0.0312	---	pCi/L	U	U	194654	GF070900PGRF01	GELC
Frijoles at Rio Grande	n/a	n/a	09/20/06	WP	F	CS	---	Rad	HASL-300	Plutonium-238	Pu-238	<	-0.00821	0.002	0.0197	---	pCi/L	U	U	172455	GF060900PGRF01	GELC
Frijoles at Rio Grande	n/a	n/a	09/28/05	WS	F	CS	---	Rad	HASL-300	Plutonium-238	Pu-238	<	-0.00724	0.003	0.0277	---	pCi/L	U	U	146888	GF05090PGRF01	GELC
Frijoles at Rio Grande	n/a	n/a	09/26/07	WP	UF	CS	---	Rad	HASL-300	Plutonium-238	Pu-238	<	0.00195	0.003	0.0312	---	pCi/L	U	U	194654	GU070900PGRF01	GELC
Frijoles at Rio Grande	n/a	n/a	09/20/06	WP	UF	CS	---	Rad	HASL-300	Plutonium-238	Pu-238	<	-0.00609	0.002	0.0195	---	pCi/L	U	U	172455	GU060900PGRF01	GELC
Frijoles at Rio Grande	n/a	n/a	09/28/05	WS	UF	CS	---	Rad	HASL-300	Plutonium-238	Pu-238	<	-0.00182	0.002	0.0278	---	pCi/L	U	U	146888	GU05090PGRF01	GELC
Frijoles at Rio Grande	n/a	n/a	09/15/04	WS	UF	CS	---	Rad	Alpha-Spec	Plutonium-238	Pu-238	<	-0.00644	0.00258	0.033	---	pCi/L	U	U	121726	GU04090WGRF01	GELC
Frijoles at Rio Grande	n/a	n/a	10/08/03	WS	UF	CS	---	Rad	Alpha-Spec	Plutonium-238	Pu-238	<	0	0.00253	0.043	---	pCi/L	U	U	89799	GU03080WGRF01	GELC
Frijoles at Rio Grande	n/a	n/a	09/26/07	WP	F	CS	---	Rad	HASL-300	Plutonium-239/240	Pu-239/240	<	0.0078	0.0021	0.0368	---	pCi/L	U	U	194654	GF070900PGRF01	GELC
Frijoles at Rio Grande	n/a	n/a	09/20/06	WP	F	CS	---	Rad	HASL-300	Plutonium-239/240	Pu-239/240	<	-0.0205	0.0032	0.023	---	pCi/L	U	U	172455	GF060900PGRF01	GELC
Frijoles at Rio Grande	n/a	n/a	09/28/05	WS	F	CS	---	Rad	HASL-300	Plutonium-239/240	Pu-239/240	<	-0.0108	0.0023	0.0298	---	pCi/L	U	U	146888	GF05090PGRF01	GELC
Frijoles at Rio Grande	n/a	n/a	09/26/07	WP	UF	CS	---	Rad	HASL-300	Plutonium-239/240	Pu-239/240	<	0.00195	0.0015	0.0369	---	pCi/L	U	U	194654	GU070900PGRF01	GELC
Frijoles at Rio Grande	n/a	n/a	09/20/06	WP	UF	CS	---	Rad	HASL-300	Plutonium-239/240	Pu-239/240	<	0.00406	0.0014	0.0227	---	pCi/L	U	U	172455	GU060900PGRF01	GELC
Frijoles at Rio Grande	n/a	n/a	09/28/05	WS	UF	CS	---	Rad	HASL-300	Plutonium-239/240	Pu-239/240	<	4.33E-10	0.0015	0.03	---	pCi/L	U	U	146888	GU05090PGRF01	GELC
Frijoles at Rio Grande	n/a	n/a	09/15/04	WS	UF	CS	---	Rad	Alpha-Spec	Plutonium-239/240	Pu-239/240	<	-0.0107	0.0037	0.034	---	pCi/L	U	U	121726	GU04090WGRF01	GELC
Frijoles at Rio Grande	n/a	n/a	10/08/03	WS	UF	CS	---	Rad	Alpha-Spec	Plutonium-239/240	Pu-239/240	<	-0.0031	0.0023	0.038	---	pCi/L	U	U	89799	GU03080WGRF01	GELC
Frijoles at Rio Grande	n/a	n/a	09/26/07	WP	F	CS	---	Rad	EPA:901.1	Potassium-40	K-40	<	-0.887	4.7333	47.9	---	pCi/L	U	U	194654	GF070900PGRF01	GELC
Frijoles at Rio Grande	n/a	n/a	09/20/06	WP	F	CS	---	Rad	EPA:901.1	Potassium-40	K-40	<	-9.54	5.8333	59	---	pCi/L	U	U	172455	GF060900PGRF01	GELC
Frijoles at Rio Grande	n/a	n/a	09/28/05	WS	F	CS	---	Rad	EPA:901.1	Potassium-40	K-40	<	42.8	4.6000	56.7	---	pCi/L	U	U	146888	GF05090PGRF01	GELC
Frijoles at Rio Grande	n/a	n/a	09/26/07	WP	UF	CS	---	Rad	EPA:901.1	Potassium-40	K-40	<	-2.99	4.4667	48.6	---	pCi/L	U	U	194654	GU070900PGRF01	GELC
Frijoles at Rio Grande	n/a	n/a	09/20/06	WP	UF	CS	---	Rad	EPA:901.1	Potassium-40	K-40	<	17.6	5.2667	33.9	---	pCi/L	U	U	172455	GU060900PGRF01	GELC
Frijoles at Rio Grande	n/a	n/a	09/28/05	WS	UF	CS	---	Rad	EPA:901.1	Potassium-40	K-40	<	31.9	2.47	29.5	---	pCi/L	UI	R	146888	GU05090PGRF01	GELC
Frijoles at Rio Grande	n/a	n/a	09/15/04	WS	UF	CS	---	Rad	EPA:901.1	Potassium-40	K-40	<	31.3	6	79.6	---	pCi/L	U	U	121726	GU04090WGRF01	GELC
Frijoles at Rio Grande	n/a	n/a	10/08/03	WS	UF	CS	---	Rad	EPA:901.1	Potassium-40	K-40	<	19.3	6.7	31.4	---	pCi/L	U	U	89799	GU03080WGRF01	GELC
Frijoles at Rio Grande	n/a	n/a	09/26/07	WP	F	CS	---	Rad	EPA:901.1	Sodium-22	Na-22	<	2.18	0.433	4.99	---	pCi/L	U	U	194654	GF070900PGRF01	GELC
Frijoles at Rio Grande	n/a	n/a	09/20/06	WP	F	CS	---	Rad	EPA:901.1	Sodium-22	Na-22	<	3.07	0.507	3.43	---	pCi/L	U	U	172455	GF060900PGRF01	GELC
Frijoles at Rio Grande	n/a	n/a	09/28/05	WS	F	CS	---	Rad	EPA:901.1	Sodium-22	Na-22	<	-1.26	0.390	3.93	---	pCi/L	U	U	146888	GF05090PGRF01	GELC
Frijoles at Rio Grande	n/a	n/a	09/26/07	WP	UF	CS	---	Rad	EPA:901.1	Sodium-22	Na-22	<	-0.207	0.363	3.4	---	pCi/L	U	U	194654	GU070900PGRF01	GELC
Frijoles at Rio Grande	n/a	n/a	09/20/06	WP	UF	CS	---	Rad	EPA:901.1	Sodium-22	Na-22	<	1.11	0.302	4.07	---	pCi/L	U	U	172455	GU060900PGRF01	GELC
Frijoles at Rio Grande	n/a	n/a	09/28/05	WS	UF	CS	---	Rad	EPA:901.1	Sodium-22	Na-22	<	-0.411	0.188	1.92	---	pCi/L	U	U	146888	GU05090PGRF01	GELC
Frijoles at Rio Grande	n/a	n/a	09/15/04	WS	UF	CS	---	Rad	EPA:901.1	Sodium-22	Na-22	<	-0.419	0.517	6.07	---	pCi/L	U	U	121726	GU04090WGRF01	GELC
Frijoles at Rio Grande	n/a	n/a	10/08/03	WS	UF	CS	---	Rad	EPA:901.1	Sodium-22	Na-22	<	-0.807	0.292	3.08	---	pCi/L	U	U	89799	GU03080WGRF01	GELC
Frijoles at Rio Grande	n/a	n/a	09/26/07	WP	F	CS	---	Rad	EPA:905.0	Strontium-90	Sr-90	<	0.139	0.032	0.321	---	pCi/L	U	U	194654	GF070900PGRF01	GELC
Frijoles at Rio Grande	n/a	n/a	09/20/06	WP	F	CS	---	Rad	EPA:905.0	Strontium-90	Sr-90	<	-0.0364	0.025	0.307	---	pCi/L	U	U	172455	GF060900PGRF01	GELC
Frijoles at Rio Grande	n/a	n/a	09/28/05	WS	F	CS	---	Rad	EPA:905.0	Strontium-90	Sr-90	<	-0.00342	0.020	0.301	---	pCi/L	U	U	146888	GF05090PGRF01	GELC
Frijoles at Rio Grande	n/a	n/a	09/26/07	WP	UF	CS	---	Rad	EPA:905.0	Strontium-90	Sr-90	<	0.0559	0.040	0.421	---	pCi/L	U	U	194654	GU070900PGRF01	GELC
Frijoles at Rio Grande	n/a	n/a	09/20/06	WP	UF	CS	---	Rad	EPA:905.0	Strontium-90	Sr-90	<	-0.00335	0.033	0.373	---	pCi/L	U	U	172455	GU060900PGRF01	GELC
Frijoles at Rio Grande	n/a	n/a	09/28/05	WS	UF	CS	---	Rad	EPA:905.0	Strontium-90	Sr-90	<	-0.0728	0.021	0.354	---	pCi/L	U	U	146888	GU05090PGRF01	GELC
Frijoles at Rio Grande	n/a	n/a	09/15/04	WS	UF	CS	---	Rad	GFPC	Strontium-90	Sr-90	<	0.0622	0.012	0.135	---	pCi/L	U	U	121726	GU04090WGRF01	GELC
Frijoles at Rio Grande	n/a	n/a	10/08/0																			

Ancho Canyon Watershed Last Four Analytical Results
for Sampling September 25, 2007 - November 10, 2007

Location	Port	Depth (ft)	Date	Field Matrix	Field Prep	Lab Sample Type	Field QC Type	Suite	Method	Analyte Desc	Analyte	Symbol	Result	1-sigma TPU	MDA	MDL	Units	Lab Qual	2nd Qual	Request	Sample	Lab
Frijoles at Rio Grande	n/a	n/a	09/20/06	WP	F	CS	—	Rad	HASL-300	Uranium-234	U-234	<	0.037	0.005	0.0515	—	pCi/L	U	U	172455	GF060900PGRF01	GELC
Frijoles at Rio Grande	n/a	n/a	09/28/05	WS	F	CS	—	Rad	HASL-300	Uranium-234	U-234	—	0.137	0.007	0.0837	—	pCi/L	—	J	146888	GF05090PGRF01	GELC
Frijoles at Rio Grande	n/a	n/a	09/26/07	WP	UF	CS	—	Rad	HASL-300	Uranium-234	U-234	—	0.106	0.005	0.0447	—	pCi/L	—	J	194654	GU070900PGRF01	GELC
Frijoles at Rio Grande	n/a	n/a	09/20/06	WP	UF	CS	—	Rad	HASL-300	Uranium-234	U-234	—	0.0647	0.005	0.0519	—	pCi/L	—	J	172455	GU060900PGRF01	GELC
Frijoles at Rio Grande	n/a	n/a	09/28/05	WS	UF	CS	—	Rad	HASL-300	Uranium-234	U-234	<	0.0618	0.004	0.0725	—	pCi/L	U	U	146888	GU05090PGRF01	GELC
Frijoles at Rio Grande	n/a	n/a	09/15/04	WS	UF	CS	—	Rad	Alpha-Spec	Uranium-234	U-234	<	0.0377	0.004	0.064	—	pCi/L	U	U	121726	GU04090WGRF01	GELC
Frijoles at Rio Grande	n/a	n/a	10/08/03	WS	UF	CS	—	Rad	Alpha-Spec	Uranium-234	U-234	<	0.0749	0.008	0.102	—	pCi/L	U	U	89799	GU03080WGRF01	GELC
Frijoles at Rio Grande	n/a	n/a	09/26/07	WP	F	CS	—	Rad	HASL-300	Uranium-235/Uranium-236	U-235/236	<	0.0134	0.003	0.0382	—	pCi/L	U	U	194654	GF070900PGRF01	GELC
Frijoles at Rio Grande	n/a	n/a	09/20/06	WP	F	CS	—	Rad	HASL-300	Uranium-235/Uranium-236	U-235/236	<	0.0061	0.003	0.0434	—	pCi/L	U	U	172455	GF060900PGRF01	GELC
Frijoles at Rio Grande	n/a	n/a	09/28/05	WS	F	CS	—	Rad	HASL-300	Uranium-235/Uranium-236	U-235/236	<	0.0203	0.003	0.063	—	pCi/L	U	U	146888	GF05090PGRF01	GELC
Frijoles at Rio Grande	n/a	n/a	09/26/07	WP	UF	CS	—	Rad	HASL-300	Uranium-235/Uranium-236	U-235/236	<	0.0156	0.002	0.0318	—	pCi/L	U	U	194654	GU070900PGRF01	GELC
Frijoles at Rio Grande	n/a	n/a	09/20/06	WP	UF	CS	—	Rad	HASL-300	Uranium-235/Uranium-236	U-235/236	<	0.0154	0.002	0.0438	—	pCi/L	U	U	172455	GU060900PGRF01	GELC
Frijoles at Rio Grande	n/a	n/a	09/28/05	WS	UF	CS	—	Rad	HASL-300	Uranium-235/Uranium-236	U-235/236	<	0.00588	0.003	0.0546	—	pCi/L	U	U	146888	GU05090PGRF01	GELC
Frijoles at Rio Grande	n/a	n/a	09/15/04	WS	UF	CS	—	Rad	Alpha-Spec	Uranium-235/Uranium-236	U-235/236	<	0.00445	0.001	0.041	—	pCi/L	U	U	121726	GU04090WGRF01	GELC
Frijoles at Rio Grande	n/a	n/a	10/08/03	WS	UF	CS	—	Rad	Alpha-Spec	Uranium-235/Uranium-236	U-235/236	<	0.00884	0.004	0.058	—	pCi/L	U	U	89799	GU03080WGRF01	GELC
Frijoles at Rio Grande	n/a	n/a	09/26/07	WP	F	CS	—	Rad	HASL-300	Uranium-238	U-238	—	0.0802	0.005	0.0424	—	pCi/L	—	J	194654	GF070900PGRF01	GELC
Frijoles at Rio Grande	n/a	n/a	09/20/06	WP	F	CS	—	Rad	HASL-300	Uranium-238	U-238	<	0.0543	0.004	0.0547	—	pCi/L	U	U	172455	GF060900PGRF01	GELC
Frijoles at Rio Grande	n/a	n/a	09/28/05	WS	F	CS	—	Rad	HASL-300	Uranium-238	U-238	—	0.178	0.008	0.0592	—	pCi/L	—	—	146888	GF05090PGRF01	GELC
Frijoles at Rio Grande	n/a	n/a	09/26/07	WP	UF	CS	—	Rad	HASL-300	Uranium-238	U-238	—	0.114	0.005	0.0353	—	pCi/L	—	—	194654	GU070900PGRF01	GELC
Frijoles at Rio Grande	n/a	n/a	09/20/06	WP	UF	CS	—	Rad	HASL-300	Uranium-238	U-238	—	0.0622	0.004	0.0552	—	pCi/L	—	J	172455	GU060900PGRF01	GELC
Frijoles at Rio Grande	n/a	n/a	09/28/05	WS	UF	CS	—	Rad	HASL-300	Uranium-238	U-238	<	0.0476	0.004	0.0514	—	pCi/L	U	U	146888	GU05090PGRF01	GELC
Frijoles at Rio Grande	n/a	n/a	09/15/04	WS	UF	CS	—	Rad	Alpha-Spec	Uranium-238	U-238	<	0.0272	0.003	0.045	—	pCi/L	U	U	121726	GU04090WGRF01	GELC
Frijoles at Rio Grande	n/a	n/a	10/08/03	WS	UF	CS	—	Rad	Alpha-Spec	Uranium-238	U-238	<	0.0573	0.006	0.065	—	pCi/L	U	U	89799	GU03080WGRF01	GELC
Frijoles at Rio Grande	n/a	n/a	10/08/03	WS	UF	CS	—	Rad	EPA:901.1	Uranium-238	U-238	<	34.9	22.5	137	—	pCi/L	U	U	89799	GU03080WGRF01	GELC
R-31	1612	670.3	05/21/07	WG	F	CS	—	Geninorg	EPA:120.1	Specific Conductance	SPEC_CONDC	—	172	—	—	1	uS/cm	—	—	186556	GF07050G31R301	GELC
R-31	1612	670.3	11/30/06	WG	F	CS	—	Geninorg	EPA:120.1	Specific Conductance	SPEC_CONDC	—	174	—	—	1	uS/cm	—	—	177228	GF06110G31R301	GELC
R-31	1612	670.3	08/19/05	WG	F	CS	—	Geninorg	EPA:120.1	Specific Conductance	SPEC_CONDC	—	266	—	—	1	uS/cm	—	—	143804	GF0508G31R301	GELC
R-31	1612	670.3	11/30/06	WG	UF	CS	—	Geninorg	EPA:120.1	Specific Conductance	SPEC_CONDC	—	183	—	—	1	uS/cm	—	—	177228	GU06110G31R301	GELC
R-31	1612	670.3	05/21/07	WG	F	CS	—	Geninorg	EPA:150.1	pH	pH	—	7.63	—	—	0.01	SU	H	J	186556	GF07050G31R301	GELC
R-31	1612	670.3	11/30/06	WG	F	CS	—	Geninorg	EPA:150.1	pH	pH	—	7.24	—	—	0.01	SU	H	J	177228	GF06110G31R301	GELC
R-31	1612	670.3	08/19/05	WG	F	CS	—	Geninorg	EPA:150.1	pH	pH	—	6.65	—	—	0.01	SU	H	J	143804	GF0508G31R301	GELC
R-31	1612	670.3	12/16/00	WG	F	CS	—	Geninorg	USGS-WRI-79-4	pH	pH	—	7	—	—	—	SU	—	NQ	8167R	GW31-00-0006	UFFMAI
R-31	1612	670.3	11/30/06	WG	UF	CS	—	Geninorg	EPA:150.1	pH	pH	—	7.08	—	—	0.01	SU	H	J	177228	GU06110G31R301	GELC
R-31	1662	830.9	11/02/07	WG	F	CS	—	Geninorg	EPA:310.1	Alkalinity-CO ₃	Alkalinity-CO ₃	—	1.95	—	—	0.725	mg/L	—	—	197215	GF07100G31R401	GELC
R-31	1662	830.9	05/22/07	WG	F	CS	—	Geninorg	EPA:310.1	Alkalinity-CO ₃	Alkalinity-CO ₃	—	0.898	—	—	0.725	mg/L	HJ	J	186623	GF07050G31R401	GELC
R-31	1662	830.9	12/06/06	WG	F	CS	—	Geninorg	EPA:310.1	Alkalinity-CO ₃	Alkalinity-CO ₃	—	1.15	—	—	0.725	mg/L	—	—	177384	GF06110G31R401	GELC
R-31	1662	830.9	08/23/05	WG	F	CS	—	Geninorg	EPA:310.1	Alkalinity-CO ₃	Alkalinity-CO ₃	<	1.45	—	—	1.45	mg/L	U	—	144034	GF0508G31R401	GELC
R-31	1662	830.9	12/14/00	WG	F	CS	—	Geninorg	EPA:310.1	Alkalinity-CO ₃	Alkalinity-CO ₃	—	75	—	—	—	mg/L	—	NQ	8131R	GW31-00-0002	PARA
R-31	1662	830.9	12/06/06	WG	UF	CS	—	Geninorg	EPA:310.1	Alkalinity-CO ₃	Alkalinity-CO ₃	—	2.87	—	—	0.725	mg/L	—	—	177384	GU06110G31R401	GELC
R-31	1662	830.9	12/14/00	WG	UF	CS	—	Geninorg	EPA:310.1	Alkalinity-CO ₃	Alkalinity-CO ₃	—	77	—	—	—	mg/L	—	NQ	8131R	GW31-00-0001	PARA
R-31	1662	830.9	11/02/07	WG	F	CS	—	Geninorg	EPA:310.1	Alkalinity-CO ₃ +HCO ₃	Alkalinity-CO ₃ +HCO ₃	—	52.7	—	—	0.725	mg/L	—	—	197215	GF07100G31R401	GELC
R-31	1662	830.9	05/22/07	WG	F	CS	—	Geninorg	EPA:310.1	Alkalinity-CO ₃ +HCO ₃	Alkalinity-CO ₃ +HCO ₃	—	53.5	—	—	0.725	mg/L	H	J	186623	GF07050G31R401	GELC
R-31	1662	830.9	12/06/06	WG	F	CS	—	Geninorg	EPA:310.1	Alkalinity-CO ₃ +HCO ₃	Alkalinity-CO ₃ +HCO ₃	—	57.1	—	—	0.725	mg/L	—	—	177384	GF06110G31R401	GELC
R-31	1662	830.9	08/23/05	WG	F	CS	—	Geninorg	EPA:310.1	Alkalinity-CO ₃ +HCO ₃	Alkalinity-CO ₃ +HCO ₃	—	63.1	—	—	1.45	mg/L	—	—	144034	GF0508G31R401	GELC
R-31	1662	830.9	09/27/01	WG	F	CS	—	Geninorg	EPA:310.1	Alkalinity-CO ₃ +HCO ₃	Alkalinity-CO ₃ +HCO ₃	—	25.5	—	—	—	mg/L	—	J+	6S	GW31-01-0006	GELC
R-31	1662	830.9	11/02/07	WG	UF	CS	EQB	Geninorg	EPA:310.1	Alkalinity-CO ₃ +HCO ₃	Alkalinity-CO ₃ +HCO ₃	—	2.44	—	—	0.725	mg/L	—	—	197215	U07100G31R401-EQ	GELC
R-31	1662	830.9	12/06/06	WG	UF	CS	—	Geninorg	EPA:310.1	Alkalinity-CO ₃ +HCO ₃	Alkalinity-CO ₃ +HCO ₃	—	58.7	—	—	0.725	mg/L	—	—	177384	GU06110G31R401	GELC
R-31	1662	830.9	11/02/07	WG	F	CS	—	Geninorg	SW-846:6010B	Calcium	Ca	—	10.3	—	—	0.03	mg/L	—	—	197215	GF07100G31R401	GELC
R-31	1662	830.9	05/22/07	WG	F	CS	—	Geninorg	SW-846:6010B	Calcium	Ca	—	10.4	—	—	0.036	mg/L	—	—	186623	GF07050G31R401	GELC
R-31	1662	830.9	12/06/06	WG	F	CS	—	Geninorg	SW-846:6010B	Calcium	Ca	—	10.8	—	—	0.036	mg/L	—	—	177384	GF06110G31R401	GELC
R-31	1662	830.9	08/23/05	WG	F	CS	—	Geninorg	SW-846:6010B	Calcium	Ca	—	13	—	—	0.036	mg/L	—	—	144034	GF0508G31R401	GELC
R-31	1662	830.9	09/27/01	WG	F	CS	—	Geninorg	SW-846:6010B	Calcium	Ca	—	7.91	—	—	—	mg/L	—	—	6S	GW31-01-0006	GELC
R-31	1662	830.9	11/02/07	WG	UF	CS	—	Geninorg	SW-846:6010B	Calcium	Ca	—	10.7	—	—</							

Ancho Canyon Watershed Last Four Analytical Results
for Sampling September 25, 2007 - November 10, 2007

Periodic Monitoring Report for Ancho Watershed

Location	Port	Depth (ft)	Date	Field Matrix	Field Prep	Lab Sample Type	Field QC Type	Suite	Method	Analyte Desc	Analyte	Symbol	Result	1-sigma TPU	MDA	MDL	Units	Lab Qual	2nd Qual	Request	Sample	Lab
R-31	1662	830.9	11/02/07	WG	F	CS	—	Geninorg	EPA:300.0	Fluoride	F(-1)	—	0.216	—	—	0.033	mg/L	—	—	197215	GF07100G31R401	GELC
R-31	1662	830.9	05/22/07	WG	F	CS	—	Geninorg	EPA:300.0	Fluoride	F(-1)	—	0.258	—	—	0.033	mg/L	—	—	186623	GF07050G31R401	GELC
R-31	1662	830.9	12/06/06	WG	F	CS	—	Geninorg	EPA:300.0	Fluoride	F(-1)	—	0.225	—	—	0.033	mg/L	—	—	177384	GF06110G31R401	GELC
R-31	1662	830.9	08/23/05	WG	F	CS	—	Geninorg	EPA:300.0	Fluoride	F(-1)	—	0.24	—	—	0.03	mg/L	—	—	144034	GF0508G31R401	GELC
R-31	1662	830.9	09/27/01	WG	F	CS	—	Geninorg	EPA:300.0	Fluoride	F(-1)	—	0.1	—	—	—	mg/L	—	NQ	6S	GW31-01-0006	GELC
R-31	1662	830.9	12/06/06	WG	UF	CS	—	Geninorg	EPA:300.0	Fluoride	F(-1)	—	0.231	—	—	0.033	mg/L	—	—	177384	GU06110G31R401	GELC
R-31	1662	830.9	11/02/07	WG	F	CS	—	Geninorg	SM:A2340B	Hardness	HARDNESS	—	35.3	—	—	0.425	mg/L	—	—	197215	GF07100G31R401	GELC
R-31	1662	830.9	05/22/07	WG	F	CS	—	Geninorg	SM:A2340B	Hardness	HARDNESS	—	35.4	—	—	0.44	mg/L	—	—	186623	GF07050G31R401	GELC
R-31	1662	830.9	12/06/06	WG	F	CS	—	Geninorg	SM:A2340B	Hardness	HARDNESS	—	36.5	—	—	0.085	mg/L	—	—	177384	GF06110G31R401	GELC
R-31	1662	830.9	08/23/05	WG	F	CS	—	Geninorg	SM:A2340B	Hardness	HARDNESS	—	41	—	—	0.085	mg/L	—	—	144034	GF0508G31R401	GELC
R-31	1662	830.9	11/02/07	WG	UF	CS	—	Geninorg	SM:A2340B	Hardness	HARDNESS	—	36.3	—	—	0.425	mg/L	—	—	197215	GU07100G31R401	GELC
R-31	1662	830.9	05/22/07	WG	UF	CS	—	Geninorg	SM:A2340B	Hardness	HARDNESS	—	33.9	—	—	0.44	mg/L	—	—	186623	GU07050G31R401	GELC
R-31	1662	830.9	12/06/06	WG	UF	CS	—	Geninorg	SM:A2340B	Hardness	HARDNESS	—	36.3	—	—	0.085	mg/L	—	—	177384	GU06110G31R401	GELC
R-31	1662	830.9	08/23/05	WG	UF	CS	—	Geninorg	SM:A2340B	Hardness	HARDNESS	—	40.6	—	—	0.085	mg/L	—	—	144034	GU0508G31R401	GELC
R-31	1662	830.9	11/02/07	WG	F	CS	—	Geninorg	SW-846:6010B	Magnesium	Mg	—	2.33	—	—	0.085	mg/L	—	—	197215	GF07100G31R401	GELC
R-31	1662	830.9	05/22/07	WG	F	CS	—	Geninorg	SW-846:6010B	Magnesium	Mg	—	2.3	—	—	0.085	mg/L	—	—	186623	GF07050G31R401	GELC
R-31	1662	830.9	12/06/06	WG	F	CS	—	Geninorg	SW-846:6010B	Magnesium	Mg	—	2.31	—	—	0.085	mg/L	—	—	177384	GF06110G31R401	GELC
R-31	1662	830.9	08/23/05	WG	F	CS	—	Geninorg	SW-846:6010B	Magnesium	Mg	—	2.09	—	—	0.085	mg/L	—	—	144034	GF0508G31R401	GELC
R-31	1662	830.9	09/27/01	WG	F	CS	—	Geninorg	SW-846:6010B	Magnesium	Mg	—	0.63	—	—	—	mg/L	—	—	6S	GW31-01-0006	GELC
R-31	1662	830.9	11/02/07	WG	UF	CS	—	Geninorg	SW-846:6010B	Magnesium	Mg	—	2.34	—	—	0.085	mg/L	—	—	197215	GU07100G31R401	GELC
R-31	1662	830.9	05/22/07	WG	UF	CS	—	Geninorg	SW-846:6010B	Magnesium	Mg	—	2.28	—	—	0.085	mg/L	—	—	186623	GU07050G31R401	GELC
R-31	1662	830.9	12/06/06	WG	UF	CS	—	Geninorg	SW-846:6010B	Magnesium	Mg	—	2.28	—	—	0.085	mg/L	—	—	177384	GU06110G31R401	GELC
R-31	1662	830.9	08/23/05	WG	UF	CS	—	Geninorg	SW-846:6010B	Magnesium	Mg	—	2.08	—	—	0.085	mg/L	—	—	144034	GU0508G31R401	GELC
R-31	1662	830.9	09/27/01	WG	UF	CS	—	Geninorg	SW-846:6010B	Magnesium	Mg	—	0.641	—	—	—	mg/L	—	—	6S	GW31-01-0005	GELC
R-31	1662	830.9	11/02/07	WG	F	CS	—	Geninorg	EPA:353.2	Nitrate-Nitrite as Nitrogen	NO3+NO2-N	—	0.56	—	—	0.05	mg/L	—	J	197215	GF07100G31R401	GELC
R-31	1662	830.9	05/22/07	WG	F	CS	—	Geninorg	EPA:353.2	Nitrate-Nitrite as Nitrogen	NO3+NO2-N	—	0.323	—	—	0.01	mg/L	—	—	186623	GF07050G31R401	GELC
R-31	1662	830.9	12/06/06	WG	F	CS	—	Geninorg	EPA:353.1	Nitrate-Nitrite as Nitrogen	NO3+NO2-N	—	0.282	—	—	0.014	mg/L	—	—	177384	GF06110G31R401	GELC
R-31	1662	830.9	08/23/05	WG	F	CS	—	Geninorg	EPA:353.1	Nitrate-Nitrite as Nitrogen	NO3+NO2-N	—	0.182	—	—	0.017	mg/L	—	J-	144034	GF0508G31R401	GELC
R-31	1662	830.9	09/27/01	WG	F	CS	—	Geninorg	EPA:353.1	Nitrate-Nitrite as Nitrogen	NO3+NO2-N	<	0.0069	—	—	—	mg/L	U	U	6S	GW31-01-0006	GELC
R-31	1662	830.9	12/06/06	WG	UF	CS	—	Geninorg	EPA:353.1	Nitrate-Nitrite as Nitrogen	NO3+NO2-N	—	0.275	—	—	0.014	mg/L	—	—	177384	GU06110G31R401	GELC
R-31	1662	830.9	11/02/07	WG	F	CS	—	Geninorg	SW-846:6850	Perchlorate	ClO4	—	0.239	—	—	0.05	ug/L	—	—	197215	GF07100G31R401	GELC
R-31	1662	830.9	05/22/07	WG	F	CS	—	Geninorg	EPA:314.0	Perchlorate	ClO4	<	4	—	—	4	ug/L	U	—	186623	GF07050G31R401	GELC
R-31	1662	830.9	05/22/07	WG	F	CS	—	Geninorg	SW-846:6850	Perchlorate	ClO4	—	0.225	—	—	0.05	ug/L	—	—	186623	GF07050G31R401	GELC
R-31	1662	830.9	12/06/06	WG	F	CS	—	Geninorg	EPA:314.0	Perchlorate	ClO4	<	4	—	—	4	ug/L	U	—	177384	GF06110G31R401	GELC
R-31	1662	830.9	12/06/06	WG	F	CS	—	Geninorg	SW846 6850	Perchlorate	ClO4	—	0.225	—	—	0.05	ug/L	—	—	177384	GF06110G31R401	GELC
R-31	1662	830.9	08/23/05	WG	F	CS	—	Geninorg	EPA:314.0	Perchlorate	ClO4	<	4	—	—	4	ug/L	U	—	144034	GF0508G31R401	GELC
R-31	1662	830.9	08/23/05	WG	F	CS	—	Geninorg	SW846 6850	Perchlorate	ClO4	<	0.234	—	—	0.05	ug/L	H	J	144034	GF0508G31R401	GELC
R-31	1662	830.9	09/27/01	WG	F	CS	—	Geninorg	EPA:314.0	Perchlorate	ClO4	<	4	—	—	—	ug/L	U	U	7S	GW31-01-0006	GELC
R-31	1662	830.9	11/02/07	WG	F	CS	—	Geninorg	SW-846:6010B	Potassium	K	—	3.54	—	—	0.05	mg/L	—	—	197215	GF07100G31R401	GELC
R-31	1662	830.9	05/22/07	WG	F	CS	—	Geninorg	SW-846:6010B	Potassium	K	—	3.42	—	—	0.05	mg/L	—	—	186623	GF07050G31R401	GELC
R-31	1662	830.9	12/06/06	WG	F	CS	—	Geninorg	SW-846:6010B	Potassium	K	—	3.56	—	—	0.05	mg/L	—	—	177384	GF06110G31R401	GELC
R-31	1662	830.9	08/23/05	WG	F	CS	—	Geninorg	SW-846:6010B	Potassium	K	—	3.28	—	—	0.05	mg/L	—	—	144034	GF0508G31R401	GELC
R-31	1662	830.9	09/27/01	WG	F	CS	—	Geninorg	SW-846:6010B	Potassium	K	—	1.34	—	—	—	mg/L	—	—	6S	GW31-01-0006	GELC
R-31	1662	830.9	11/02/07	WG	UF	CS	—	Geninorg	SW-846:6010B	Potassium	K	—	3.64	—	—	0.05	mg/L	—	—	197215	GU07100G31R401	GELC
R-31	1662	830.9	05/22/07	WG	UF	CS	—	Geninorg	SW-846:6010B	Potassium	K	—	3.23	—	—	0.05	mg/L	—	—	186623	GU07050G31R401	GELC
R-31	1662	830.9	12/06/06	WG	UF	CS	—	Geninorg	SW-846:6010B	Potassium	K	—	3.52	—	—	0.05	mg/L	—	—	177384	GU06110G31R401	GELC
R-31	1662	830.9	08/23/05	WG	UF	CS	—	Geninorg	SW-846:6010B	Potassium	K	—	3.22	—	—	0.05	mg/L	—	—	144034	GU0508G31R401	GELC
R-31	1662	830.9	09/27/01	WG	UF	CS	—	Geninorg	SW-846:6010B	Potassium	K	—	1.38	—	—	—	mg/L	—	—	6S	GW31-01-0005	GELC
R-31	1662	830.9	11/02/07	WG	F	CS	—	Geninorg	SW-846:6010B	Silicon Dioxide	SiO2	—	82.7	—	—	0.032	mg/L	—	—	197215	GF07100G31R401	GELC
R-31	1662	830.9	05/22/07	WG	F	CS	—	Geninorg	SW-846:6010B	Silicon Dioxide	SiO2	—	79.6	—	—	0.032	mg/L	—	—	186623	GF07050G31R401	GELC
R-31	1662	830.9	12/06/06	WG	F	CS	—	Geninorg	SW-846:6010B	Silicon Dioxide	SiO2	—	81.6	—	—	0.032	mg/L	—	J-	177384	GF06110G31R401	GELC
R-31	1662	830.9	08/23/05	WG	F	CS	—	Geninorg	SW-846:6010B	Silicon Dioxide	SiO2	—	80.9	—	—	0.032	mg/L	—	J	144034	GF0508G31R401	GELC
R-31	1662	830.9	12/06/06	WG	UF	CS	—	Geninorg	SW-846:6010B	Silicon Dioxide	SiO2	—	80.5	—	—	0.032	mg/L	—	J-	177384	GU06110G31R401	GELC
R-31	1662	830.9	08/23/05	WG	UF	CS	—	Geninorg	SW-846:6010B	Silicon Dioxide	SiO2	—	80.8	—	—	0.032	mg/L	—	J	144034	GU0508G31R401	GELC
R-31	1662	830.9	11/02/07	WG	F	CS	—	Geninorg	SW-846:6010B	Sodium	Na	—	10.9	—	—	0.045	mg/L	—	—	197215	GF07100G31R401	GELC
R-31	1662	830.9	05/22/07	WG	F	CS	—	Geninorg	SW-846:6010B	Sodium	Na	—	10.7	—	—	0.045	mg/L	—	—	186623	GF07050G31R401	GELC
R-31	1662	830.9	12/06/06	WG	F	CS	—	Geninorg	SW-846:6010B	Sodium	Na	—	10.6	—	—	0.045	mg/L	—	—	177384	GF06110G31R401	GELC
R-31	1662	830.9	08/23/05	WG	F	CS	—	Geninorg	SW-846:6010B	Sodium	Na	—	10.4	—	—	0.045	mg/L	—	—	144034	GF0508G31R401	GELC
R-31	1662	830.9	09/27/01	WG	F	CS	—	Geninorg	SW-846:6010B	Sodium	Na	—	6.03	—	—	—	mg/L	—	—	6S	GW31-01-0006	GELC
R-31	1662	830.9	11/02/07	WG	UF	CS	—	Geninorg	SW-846:6010B	Sodium	Na	—	11.4	—	—	0.045	mg/L	—	—	197215	GU07100G31R401	GELC
R-31	1662	830.9	05/22/07	WG	UF	CS	—	Geninorg	SW-846:6010B	Sodium	Na	—	10.9	—	—	0.045	mg/L	—	—	186623	GU07050G31R401	GELC
R-31	1662	830.9	12/06/06	WG	UF	CS	—	Geninorg	SW-846:6010B	Sodium	Na	—										

Ancho Canyon Watershed Last Four Analytical Results
for Sampling September 25, 2007 - November 10, 2007

Location	Port	Depth (ft)	Date	Field Matrix	Field Prep	Lab Sample Type	Field QC Type	Suite	Method	Analyte Desc	Analyte	Symbol	Result	1-sigma TPU	MDA	MDL	Units	Lab Qual	2nd Qual	Request	Sample	Lab
R-31	1662	830.9	11/02/07	WG	UF	CS	EQB	Geninorg	EPA:120.1	Specific Conductance	SPEC_COND	---	1.09	---	---	1	uS/cm	---	---	197215	U07100G31R401-EQ	GELC
R-31	1662	830.9	12/06/06	WG	UF	CS	---	Geninorg	EPA:120.1	Specific Conductance	SPEC_COND	---	199	---	---	1	uS/cm	---	---	177384	GU06110G31R401	GELC
R-31	1662	830.9	11/02/07	WG	F	CS	---	Geninorg	EPA:300.0	Sulfate	SO4(-2)	---	1.51	---	---	0.1	mg/L	---	---	197215	GF07100G31R401	GELC
R-31	1662	830.9	05/22/07	WG	F	CS	---	Geninorg	EPA:300.0	Sulfate	SO4(-2)	---	1.6	---	---	0.1	mg/L	---	---	186623	GF07050G31R401	GELC
R-31	1662	830.9	12/06/06	WG	F	CS	---	Geninorg	EPA:300.0	Sulfate	SO4(-2)	---	1.52	---	---	0.1	mg/L	---	---	177384	GF06110G31R401	GELC
R-31	1662	830.9	08/23/05	WG	F	CS	---	Geninorg	EPA:300.0	Sulfate	SO4(-2)	---	1.82	---	---	0.057	mg/L	---	---	144034	GF0508G31R401	GELC
R-31	1662	830.9	09/27/01	WG	F	CS	---	Geninorg	EPA:300.0	Sulfate	SO4(-2)	---	1.28	---	---	---	mg/L	---	NQ	6S	GW31-01-0006	GELC
R-31	1662	830.9	12/06/06	WG	UF	CS	---	Geninorg	EPA:300.0	Sulfate	SO4(-2)	---	1.55	---	---	0.1	mg/L	---	---	177384	GU06110G31R401	GELC
R-31	1662	830.9	11/02/07	WG	F	CS	---	Geninorg	EPA:160.1	Total Dissolved Solids	TDS	---	116	---	---	2.38	mg/L	---	---	197215	GF07100G31R401	GELC
R-31	1662	830.9	05/22/07	WG	F	CS	---	Geninorg	EPA:160.1	Total Dissolved Solids	TDS	---	167	---	---	2.38	mg/L	H	J	186623	GF07050G31R401	GELC
R-31	1662	830.9	12/06/06	WG	F	CS	---	Geninorg	EPA:160.1	Total Dissolved Solids	TDS	---	121	---	---	2.38	mg/L	---	---	177384	GF06110G31R401	GELC
R-31	1662	830.9	12/06/06	WG	F	CS	---	Geninorg	EPA:160.1	Total Dissolved Solids	TDS	---	100	---	---	2.38	mg/L	---	---	177384	GU06110G31R401	GELC
R-31	1662	830.9	08/23/05	WG	F	CS	---	Geninorg	EPA:160.1	Total Dissolved Solids	TDS	---	153	---	---	2.38	mg/L	---	---	144034	GF0508G31R401	GELC
R-31	1662	830.9	11/02/07	WG	F	CS	---	Geninorg	EPA:351.2	Total Kjeldahl Nitrogen	TKN	---	0.048	---	---	0.029	mg/L	J	---	197215	GF07100G31R401	GELC
R-31	1662	830.9	05/22/07	WG	F	CS	---	Geninorg	EPA:351.2	Total Kjeldahl Nitrogen	TKN	<	0.29	---	---	0.29	mg/L	U	UJ	186623	GF07050G31R401	GELC
R-31	1662	830.9	12/06/06	WG	F	CS	---	Geninorg	EPA:351.2	Total Kjeldahl Nitrogen	TKN	---	0.245	---	---	0.01	mg/L	---	---	177384	GF06110G31R401	GELC
R-31	1662	830.9	08/23/05	WG	F	CS	---	Geninorg	EPA:351.2	Total Kjeldahl Nitrogen	TKN	---	0.084	---	---	0.02	mg/L	J	JN-	144034	GF0508G31R401	GELC
R-31	1662	830.9	09/27/01	WG	F	CS	---	Geninorg	EPA:351.2	Total Kjeldahl Nitrogen	TKN	---	0.13	---	---	---	mg/L	---	NQ	6S	GW31-01-0006	GELC
R-31	1662	830.9	05/22/07	WG	UF	CS	---	Geninorg	EPA:351.2	Total Kjeldahl Nitrogen	TKN	<	0.029	---	---	0.029	mg/L	U	UJ	186623	GU07050G31R401	GELC
R-31	1662	830.9	12/06/06	WG	UF	CS	---	Geninorg	EPA:351.2	Total Kjeldahl Nitrogen	TKN	<	0.01	---	---	0.01	mg/L	U	---	177384	GU06110G31R401	GELC
R-31	1662	830.9	11/02/07	WG	UF	CS	EQB	Geninorg	SW-846:9060	Total Organic Carbon	TOC	---	0.657	---	---	0.33	mg/L	J	---	197215	U07100G31R401-EQ	GELC
R-31	1662	830.9	05/22/07	WG	UF	CS	---	Geninorg	SW-846:9060	Total Organic Carbon	TOC	<	0.33	---	---	0.33	mg/L	U	---	186623	GU07050G31R401	GELC
R-31	1662	830.9	12/06/06	WG	UF	CS	---	Geninorg	SW-846:9060	Total Organic Carbon	TOC	---	0.479	---	---	0.33	mg/L	J	---	177384	GU06110G31R401	GELC
R-31	1662	830.9	09/27/01	WG	UF	CS	---	Geninorg	EPA:415.1	Total Organic Carbon	TOC	---	1.82	---	---	0.04	mg/L	---	NQ	4S	GW31-01-0005	GELC
R-31	1662	830.9	11/02/07	WG	F	CS	---	Geninorg	EPA:365.4	Total Phosphate as Phosphorus	PO4-P	---	0.034	---	---	0.024	mg/L	J	---	197215	GF07100G31R401	GELC
R-31	1662	830.9	05/22/07	WG	F	CS	---	Geninorg	EPA:365.4	Total Phosphate as Phosphorus	PO4-P	---	0.167	---	---	0.024	mg/L	---	J+	186623	GF07050G31R401	GELC
R-31	1662	830.9	12/06/06	WG	F	CS	---	Geninorg	EPA:365.4	Total Phosphate as Phosphorus	PO4-P	<	0.058	---	---	0.01	mg/L	---	U	177384	GF06110G31R401	GELC
R-31	1662	830.9	08/23/05	WG	F	CS	---	Geninorg	EPA:365.4	Total Phosphate as Phosphorus	PO4-P	---	0.071	---	---	0.01	mg/L	---	---	144034	GF0508G31R401	GELC
R-31	1662	830.9	09/27/01	WG	F	CS	---	Geninorg	EPA:365.4	Total Phosphate as Phosphorus	PO4-P	---	0.05	---	---	---	mg/L	---	NQ	6S	GW31-01-0006	GELC
R-31	1662	830.9	11/02/07	WG	UF	CS	EQB	Geninorg	EPA:365.4	Total Phosphate as Phosphorus	PO4-P	---	0.024	---	---	0.024	mg/L	J	---	197215	U07100G31R401-EQ	GELC
R-31	1662	830.9	12/06/06	WG	UF	CS	---	Geninorg	EPA:365.4	Total Phosphate as Phosphorus	PO4-P	<	0.08	---	---	0.01	mg/L	---	U	177384	GU06110G31R401	GELC
R-31	1662	830.9	11/02/07	WG	F	CS	---	Geninorg	EPA:150.1	pH	pH	---	8.24	---	---	0.01	SU	H	J	197215	GF07100G31R401	GELC
R-31	1662	830.9	05/22/07	WG	F	CS	---	Geninorg	EPA:150.1	pH	pH	---	8.26	---	---	0.01	SU	H	J	186623	GF07050G31R401	GELC
R-31	1662	830.9	12/06/06	WG	F	CS	---	Geninorg	EPA:150.1	pH	pH	---	8.35	---	---	0.01	SU	H	J	177384	GF06110G31R401	GELC
R-31	1662	830.9	08/23/05	WG	F	CS	---	Geninorg	EPA:150.1	pH	pH	---	8.25	---	---	0.01	SU	H	J	144034	GF0508G31R401	GELC
R-31	1662	830.9	12/14/00	WG	F	CS	---	Geninorg	USGS-WRI-79-4	pH	pH	---	7.7	---	---	---	SU	---	NQ	8134R	GW31-00-0002	HUFFMAN
R-31	1662	830.9	11/02/07	WG	UF	CS	EQB	Geninorg	EPA:150.1	pH	pH	---	6.07	---	---	0.01	SU	H	---	197215	U07100G31R401-EQ	GELC
R-31	1662	830.9	12/06/06	WG	UF	CS	---	Geninorg	EPA:150.1	pH	pH	---	8.51	---	---	0.01	SU	H	J	177384	GU06110G31R401	GELC
R-31	1662	830.9	11/02/07	WG	F	CS	---	Metals	SW-846:6010B	Barium	Ba	---	40.1	---	---	1	ug/L	---	---	197215	GF07100G31R401	GELC
R-31	1662	830.9	05/22/07	WG	F	CS	---	Metals	SW-846:6010B	Barium	Ba	---	39.9	---	---	1	ug/L	---	---	186623	GF07050G31R401	GELC
R-31	1662	830.9	12/06/06	WG	F	CS	---	Metals	SW-846:6010B	Barium	Ba	---	40.1	---	---	1	ug/L	---	---	177384	GF06110G31R401	GELC
R-31	1662	830.9	08/23/05	WG	F	CS	---	Metals	SW-846:6010B	Barium	Ba	---	39	---	---	1	ug/L	---	---	144034	GF0508G31R401	GELC
R-31	1662	830.9	09/27/01	WG	F	CS	---	Metals	SW-846:6010B	Barium	Ba	---	11.1	---	---	---	ug/L	---	---	6S	GW31-01-0006	GELC
R-31	1662	830.9	11/02/07	WG	UF	CS	---	Metals	SW-846:6010B	Barium	Ba	---	40.8	---	---	1	ug/L	---	---	197215	GU07100G31R401	GELC
R-31	1662	830.9	05/22/07	WG	UF	CS	---	Metals	SW-846:6010B	Barium	Ba	---	35.7	---	---	1	ug/L	---	---	186623	GU07050G31R401	GELC
R-31	1662	830.9	12/06/06	WG	UF	CS	---	Metals	SW-846:6010B	Barium	Ba	---	39.9	---	---	1	ug/L	---	---	177384	GU06110G31R401	GELC
R-31	1662	830.9	08/23/05	WG	UF	CS	---	Metals	SW-846:6010B	Barium	Ba	---	37.9	---	---	1	ug/L	---	---	144034	GU0508G31R401	GELC
R-31	1662	830.9	09/27/01	WG	UF	CS	---	Metals	SW-846:6010B	Barium	Ba	---	11.7	---	---	---	ug/L	---	---	6S	GW31-01-0005	GELC
R-31	1662	830.9	11/02/07	WG	F	CS	---	Metals	SW-846:6020	Chromium	Cr	---	3.2	---	---	1	ug/L	---	---	197215	GF07100G31R401	GELC
R-31	1662	830.9	05/22/07	WG	F	CS	---	Metals	SW-846:6020	Chromium	Cr	<	3.9	---	---	1	ug/L	---	U	186623	GF07050G31R401	GELC
R-31	1662	830.9	12/06/06	WG	F	CS	---	Metals	SW-846:6020	Chromium	Cr	---	3.1	---	---	1	ug/L	N	J-	177384	GF06110G31R401	GELC
R-31	1662	830.9	08/23/05	WG	F	CS	---	Metals	SW-846:6010B	Chromium	Cr	---	1.9	---	---	1	ug/L	J	---	144034	GF0508G31R401	GELC
R-31	1662	830.9	09/27/01	WG	F	CS	---	Metals	SW-846:6010B	Chromium	Cr	<	0.57	---	---	---	ug/L	U	UJ	6S	GW31-01-0006	GELC
R-31	1662	830.9	11/02/07	WG	UF	CS	---	Metals	SW-846:6020	Chromium	Cr	---	3.7	---	---	1	ug/L	---	---	197215	GU07100G31R401	GELC
R-31	1662	830.9	05/22/07	WG	UF	CS	---	Metals	SW-846:6020	Chromium	Cr	<	4.4	---	---	1	ug/L	---	U	186623	GU07050G31R401	GELC
R-31	1662	830.9	12/06/06	WG	UF	CS	---	Metals	SW-846:6020	Chromium	Cr	---	3	---	---	1	ug/L	JN	J-	177384	GU06110G31R401	GELC
R-31	1662	830.9	08/23/05	WG	UF	CS	---	Metals	SW-846:6010B	Chromium	Cr	---	3.1	---	---	1	ug/L	J	---	144034	GU0508G31R401	GELC
R-31	1662	830.9	09/27/01	WG	UF	CS	---	Metals	SW-846:6010B	Chromium	Cr	---	5.13	---	---	---	ug/L	---	---	6S	GW31-01-0005	GELC
R-31	1662	830.9	05/22/07	WG	F	CS	---	Metals	SW-846:6010B	Iron	Fe	<	18	---	---	18	ug/L	U	---	186623	GF07050G31R401	GELC
R-31	1662	830.9	12/06/06	WG	F	CS	---	Metals	SW-846:6010B	Iron	Fe	---	19.3	---	---	18	ug/L	J	---	177384	GF06110G31R401	GELC
R-31	1662	830.9	08/23/05	WG	F	CS	---	Metals	SW-846:6010B	Iron	Fe	<	18	---	---	18	ug/L	U	---	144034	GF0508G31R401	GELC
R-31	1662	830.9	09/27/01	WG	F	CS	---	Metals	SW-846:6010B	Iron	Fe	<	6.09	---	---	---	ug/L	B	J	6S	GW31-01-0006	GELC
R-31	1662	830.9	11/02/07	WG	UF	CS	---	Metals	SW-846:6010B	Iron	Fe	---	30.1	---	---	25	ug/L	J	---	197215	GU07100G31R401	GELC
R-31	1662	830.9	05/22/07	WG	UF	CS	---	Metals	SW-846:6010B	Iron	Fe	<	18	---	---	18	ug/L	U	---	186623	GU07050G31R401	GELC

Ancho Canyon Watershed Last Four Analytical Results
for Sampling September 25, 2007 - November 10, 2007

Periodic Monitoring Report for Ancho Watershed

Location	Port	Depth (ft)	Date	Field Matrix	Field Prep	Lab Sample Type	Field QC Type	Suite	Method	Analyte Desc	Analyte	Symbol	Result	1-sigma TPU	MDA	MDL	Units	Lab Qual	2nd Qual	Request	Sample	Lab
R-31	1662	830.9	05/22/07	WG	F	CS	—	Metals	SW-846:6020	Nickel	Ni	—	1.3	—	—	0.5	ug/L	J	—	186623	GF07050G31R401	GELC
R-31	1662	830.9	12/06/06	WG	F	CS	—	Metals	SW-846:6020	Nickel	Ni	<	0.5	—	—	0.5	ug/L	UN	UJ	177384	GF06110G31R401	GELC
R-31	1662	830.9	08/23/05	WG	F	CS	—	Metals	SW-846:6020	Nickel	Ni	—	0.67	—	—	0.5	ug/L	J	—	144034	GF0508G31R401	GELC
R-31	1662	830.9	09/27/01	WG	F	CS	—	Metals	SW-846:6010B	Nickel	Ni	<	1.26	—	—	—	ug/L	U	UJ	6S	GW31-01-0006	GELC
R-31	1662	830.9	11/02/07	WG	UF	CS	—	Metals	SW-846:6020	Nickel	Ni	—	2.6	—	—	0.5	ug/L	—	—	197215	GU07100G31R401	GELC
R-31	1662	830.9	05/22/07	WG	UF	CS	—	Metals	SW-846:6020	Nickel	Ni	—	0.61	—	—	0.5	ug/L	J	—	186623	GU07050G31R401	GELC
R-31	1662	830.9	12/06/06	WG	UF	CS	—	Metals	SW-846:6020	Nickel	Ni	<	0.5	—	—	0.5	ug/L	UN	UJ	177384	GU06110G31R401	GELC
R-31	1662	830.9	08/23/05	WG	UF	CS	—	Metals	SW-846:6020	Nickel	Ni	—	5.9	—	—	0.5	ug/L	—	—	144034	GU0508G31R401	GELC
R-31	1662	830.9	09/27/01	WG	UF	CS	—	Metals	SW-846:6010B	Nickel	Ni	<	2.66	—	—	—	ug/L	B	J	6S	GW31-01-0005	GELC
R-31	1662	830.9	11/02/07	WG	F	CS	—	Metals	SW-846:6010B	Strontium	Sr	—	52	—	—	1	ug/L	—	—	197215	GF07100G31R401	GELC
R-31	1662	830.9	05/22/07	WG	F	CS	—	Metals	SW-846:6010B	Strontium	Sr	—	50.5	—	—	1	ug/L	—	—	186623	GF07050G31R401	GELC
R-31	1662	830.9	12/06/06	WG	F	CS	—	Metals	SW-846:6010B	Strontium	Sr	—	51.4	—	—	1	ug/L	—	—	177384	GF06110G31R401	GELC
R-31	1662	830.9	08/23/05	WG	F	CS	—	Metals	SW-846:6010B	Strontium	Sr	—	61.9	—	—	1	ug/L	—	—	144034	GF0508G31R401	GELC
R-31	1662	830.9	09/27/01	WG	F	CS	—	Metals	SW-846:6010B	Strontium	Sr	—	58.1	—	—	—	ug/L	—	—	6S	GW31-01-0006	GELC
R-31	1662	830.9	11/02/07	WG	UF	CS	—	Metals	SW-846:6010B	Strontium	Sr	—	53	—	—	1	ug/L	—	—	197215	GU07100G31R401	GELC
R-31	1662	830.9	05/22/07	WG	UF	CS	—	Metals	SW-846:6010B	Strontium	Sr	—	48.4	—	—	1	ug/L	—	—	186623	GU07050G31R401	GELC
R-31	1662	830.9	12/06/06	WG	UF	CS	—	Metals	SW-846:6010B	Strontium	Sr	—	51.4	—	—	1	ug/L	—	—	177384	GU06110G31R401	GELC
R-31	1662	830.9	08/23/05	WG	UF	CS	—	Metals	SW-846:6010B	Strontium	Sr	—	61.6	—	—	1	ug/L	—	—	144034	GU0508G31R401	GELC
R-31	1662	830.9	09/27/01	WG	UF	CS	—	Metals	SW-846:6010B	Strontium	Sr	—	59.5	—	—	—	ug/L	—	—	6S	GW31-01-0005	GELC
R-31	1662	830.9	11/02/07	WG	F	CS	—	Metals	SW-846:6020	Uranium	U	—	0.25	—	—	0.05	ug/L	—	—	197215	GF07100G31R401	GELC
R-31	1662	830.9	05/22/07	WG	F	CS	—	Metals	SW-846:6020	Uranium	U	—	0.21	—	—	0.05	ug/L	*	J	186623	GF07050G31R401	GELC
R-31	1662	830.9	12/06/06	WG	F	CS	—	Metals	SW-846:6020	Uranium	U	<	0.22	—	—	0.05	ug/L	—	U	177384	GF06110G31R401	GELC
R-31	1662	830.9	08/23/05	WG	F	CS	—	Metals	SW-846:6020	Uranium	U	—	0.25	—	—	0.05	ug/L	—	—	144034	GF0508G31R401	GELC
R-31	1662	830.9	09/27/01	WG	F	CS	—	Metals	SW-846:6020	Uranium	U	<	0.003	—	—	—	ug/L	UE	UJ	9S	GW31-01-0006	GELC
R-31	1662	830.9	11/02/07	WG	UF	CS	—	Metals	SW-846:6020	Uranium	U	—	0.23	—	—	0.05	ug/L	—	—	197215	GU07100G31R401	GELC
R-31	1662	830.9	05/22/07	WG	UF	CS	—	Metals	SW-846:6020	Uranium	U	—	0.85	—	—	0.05	ug/L	*	J	186623	GU07050G31R401	GELC
R-31	1662	830.9	12/06/06	WG	UF	CS	—	Metals	SW-846:6020	Uranium	U	<	0.22	—	—	0.05	ug/L	—	U	177384	GU06110G31R401	GELC
R-31	1662	830.9	08/23/05	WG	UF	CS	—	Metals	SW-846:6020	Uranium	U	—	0.26	—	—	0.05	ug/L	—	—	144034	GU0508G31R401	GELC
R-31	1662	830.9	09/27/01	WG	UF	CS	—	Metals	SW-846:6020	Uranium	U	<	0.003	—	—	—	ug/L	UE	UJ	9S	GW31-01-0005	GELC
R-31	1662	830.9	11/02/07	WG	F	CS	—	Metals	SW-846:6010B	Vanadium	V	—	6	—	—	1	ug/L	—	—	197215	GF07100G31R401	GELC
R-31	1662	830.9	05/22/07	WG	F	CS	—	Metals	SW-846:6010B	Vanadium	V	—	6.8	—	—	1	ug/L	—	—	186623	GF07050G31R401	GELC
R-31	1662	830.9	12/06/06	WG	F	CS	—	Metals	SW-846:6010B	Vanadium	V	—	6.7	—	—	1	ug/L	—	—	177384	GF06110G31R401	GELC
R-31	1662	830.9	08/23/05	WG	F	CS	—	Metals	SW-846:6010B	Vanadium	V	—	6	—	—	1	ug/L	—	—	144034	GF0508G31R401	GELC
R-31	1662	830.9	09/27/01	WG	F	CS	—	Metals	SW-846:6010B	Vanadium	V	<	0.48	—	—	—	ug/L	U	UJ	6S	GW31-01-0006	GELC
R-31	1662	830.9	11/02/07	WG	UF	CS	—	Metals	SW-846:6010B	Vanadium	V	—	6.6	—	—	1	ug/L	—	—	197215	GU07100G31R401	GELC
R-31	1662	830.9	05/22/07	WG	UF	CS	—	Metals	SW-846:6010B	Vanadium	V	—	6.6	—	—	1	ug/L	—	—	186623	GU07050G31R401	GELC
R-31	1662	830.9	12/06/06	WG	UF	CS	—	Metals	SW-846:6010B	Vanadium	V	—	5.8	—	—	1	ug/L	—	—	177384	GU06110G31R401	GELC
R-31	1662	830.9	08/23/05	WG	UF	CS	—	Metals	SW-846:6010B	Vanadium	V	—	5.8	—	—	1	ug/L	—	—	144034	GU0508G31R401	GELC
R-31	1662	830.9	09/27/01	WG	UF	CS	—	Metals	SW-846:6010B	Vanadium	V	<	0.48	—	—	—	ug/L	U	UJ	6S	GW31-01-0005	GELC
R-31	1662	830.9	11/02/07	WG	F	CS	—	Metals	SW-846:6010B	Zinc	Zn	—	4.3	—	—	2	ug/L	J	—	197215	GF07100G31R401	GELC
R-31	1662	830.9	05/22/07	WG	F	CS	—	Metals	SW-846:6010B	Zinc	Zn	—	2.8	—	—	2	ug/L	J	—	186623	GF07050G31R401	GELC
R-31	1662	830.9	12/06/06	WG	F	CS	—	Metals	SW-846:6010B	Zinc	Zn	<	9.7	—	—	2	ug/L	J	U	177384	GF06110G31R401	GELC
R-31	1662	830.9	08/23/05	WG	F	CS	—	Metals	SW-846:6010B	Zinc	Zn	<	7.2	—	—	2	ug/L	J	U	144034	GF0508G31R401	GELC
R-31	1662	830.9	09/27/01	WG	F	CS	—	Metals	SW-846:6010B	Zinc	Zn	—	241	—	—	—	ug/L	—	—	6S	GW31-01-0006	GELC
R-31	1662	830.9	11/02/07	WG	UF	CS	—	Metals	SW-846:6010B	Zinc	Zn	—	7.8	—	—	2	ug/L	J	—	197215	GU07100G31R401	GELC
R-31	1662	830.9	05/22/07	WG	UF	CS	—	Metals	SW-846:6010B	Zinc	Zn	—	10.6	—	—	2	ug/L	—	—	186623	GU07050G31R401	GELC
R-31	1662	830.9	12/06/06	WG	UF	CS	—	Metals	SW-846:6010B	Zinc	Zn	<	5.4	—	—	2	ug/L	J	U	177384	GU06110G31R401	GELC
R-31	1662	830.9	08/23/05	WG	UF	CS	—	Metals	SW-846:6010B	Zinc	Zn	<	5.3	—	—	2	ug/L	J	U	144034	GU0508G31R401	GELC
R-31	1662	830.9	09/27/01	WG	UF	CS	—	Metals	SW-846:6010B	Zinc	Zn	—	1220	—	—	—	ug/L	—	—	6S	GW31-01-0005	GELC
R-31	1662	830.9	11/02/07	WG	F	CS	—	Rad	HASL-300	Americium-241	Am-241	<	0.00935	0.003	0.0326	—	pCi/L	U	U	197215	GF07100G31R401	GELC
R-31	1662	830.9	12/06/06	WG	F	CS	—	Rad	HASL-300	Americium-241	Am-241	<	0.00213	0.001	0.0212	—	pCi/L	U	U	177384	GF06110G31R401	GELC
R-31	1662	830.9	08/23/05	WG	F	CS	—	Rad	HASL-300	Americium-241	Am-241	<	0.00469	0.003	0.036	—	pCi/L	U	U	144034	GF0508G31R401	GELC
R-31	1662	830.9	09/27/01	WG	F	CS	—	Rad	HASL-300	Americium-241	Am-241	<	0.00629	0.001	0.0099	—	pCi/L	U	U	10S	GW31-01-0006	STSL
R-31	1662	830.9	09/27/01	WG	F	CS	—	Rad	Gamma Spec	Americium-241	Am-241	<	1.51	0.817	7.32	—	pCi/L	U	U	10S	GW31-01-0006	STSL
R-31	1662	830.9	12/14/00	WG	F	CS	—	Rad	HASL-300	Americium-241	Am-241	<	0.0036	0.002	0.0097	—	pCi/L	U	U	8138R	GW31-00-0002	PARA
R-31	1662	830.9	12/14/00	WG	F	CS	—	Rad	Gamma Spec	Americium-241	Am-241	<	0	0.860	4.3	—	pCi/L	U	U	8138R	GW31-00-0002	PARA
R-31	1662	830.9	11/02/07	WG	UF	CS	—	Rad	HASL-300	Americium-241	Am-241	<	0.000836	0.002	0.0315	—	pCi/L	U	U	197215	GU07100G31R401	GELC
R-31	1662	830.9	12/06/06	WG	UF	CS	—	Rad	HASL-300	Americium-241	Am-241	<	-0.0226	0.004	0.0281	—	pCi/L	U	U	177384	GU06110G31R401	GELC
R-31	1662	830.9	08/23/05	WG	UF	CS	—	Rad	HASL-300	Americium-241	Am-241	<	-0.000912	0.002	0.03	—	pCi/L	U	U	144034	GU0508G31R401	GELC
R-31	1662	830.9	12/14/00	WG	UF	CS	—	Rad	Gamma Spec	Americium-241	Am-241	<	-1	1.833	9	—	pCi/L	U	U	8138R	GW31-00-0001	PARA
R-31	1662	830.9	12/14/00	WG	UF	CS	—	Rad	HASL-300	Americium-241	Am-241	<	0.01	0.002	0.0088	—	pCi/L	LT	U	8138R	GW31-00-0001	PARA
R-31	1662	830.9	11/02/07	WG	F	CS	—	Rad	EPA:901.1	Cesium-137	Cs-137	<	-1.3	0.523	3.82	—	pCi/L	U	U	197215	GF07100G31R401	GELC
R-31	1662	830.9	12/06/06	WG	F	CS	—	Rad	EPA:901.1</													

Ancho Canyon Watershed Last Four Analytical Results
for Sampling September 25, 2007 - November 10, 2007

Location	Port	Depth (ft)	Date	Field Matrix	Field Prep	Lab Sample Type	Field QC Type	Suite	Method	Analyte Desc	Analyte	Symbol	Result	1-sigma TPU	MDA	MDL	Units	Lab Qual	2nd Qual	Request	Sample	Lab
R-31	1662	830.9	08/23/05	WG	UF	CS	—	Rad	EPA:901.1	Cesium-137	Cs-137	<	0.738	0.317	3.47	—	pCi/L	U	U	144034	GU0508G31R401	GELC
R-31	1662	830.9	12/14/00	WG	UF	CS	—	Rad	Gamma Spec	Cesium-137	Cs-137	<	0	0.250	1.2	—	pCi/L	U	U	8138R	GW31-00-0001	PARA
R-31	1662	830.9	11/02/07	WG	F	CS	—	Rad	EPA:901.1	Cobalt-60	Co-60	<	-0.916	0.547	5.11	—	pCi/L	U	U	197215	GF07100G31R401	GELC
R-31	1662	830.9	12/06/06	WG	F	CS	—	Rad	EPA:901.1	Cobalt-60	Co-60	<	-1.2	0.407	3.58	—	pCi/L	U	U	177384	GF06110G31R401	GELC
R-31	1662	830.9	08/23/05	WG	F	CS	—	Rad	EPA:901.1	Cobalt-60	Co-60	<	0.88	0.326	3.93	—	pCi/L	U	U	144034	GF0508G31R401	GELC
R-31	1662	830.9	09/27/01	WG	F	CS	—	Rad	Gamma Spec	Cobalt-60	Co-60	<	0.42	0.633	7.09	—	pCi/L	U	U	10S	GW31-01-0006	STSL
R-31	1662	830.9	12/14/00	WG	F	CS	—	Rad	Gamma Spec	Cobalt-60	Co-60	<	0.1	0.567	2.9	—	pCi/L	U	U	8138R	GW31-00-0002	PARA
R-31	1662	830.9	11/02/07	WG	UF	CS	—	Rad	EPA:901.1	Cobalt-60	Co-60	<	0.348	0.377	3.79	—	pCi/L	U	U	197215	GU07100G31R401	GELC
R-31	1662	830.9	12/06/06	WG	UF	CS	—	Rad	EPA:901.1	Cobalt-60	Co-60	<	1.68	0.390	4.15	—	pCi/L	U	U	177384	GU06110G31R401	GELC
R-31	1662	830.9	08/23/05	WG	UF	CS	—	Rad	EPA:901.1	Cobalt-60	Co-60	<	1.51	0.229	3.35	—	pCi/L	U	U	144034	GU0508G31R401	GELC
R-31	1662	830.9	12/14/00	WG	UF	CS	—	Rad	Gamma Spec	Cobalt-60	Co-60	<	0.1	0.233	1.2	—	pCi/L	U	U	8138R	GW31-00-0001	PARA
R-31	1662	830.9	11/02/07	WG	F	CS	—	Rad	EPA:900	Gross alpha	GROSSA	<	0.684	0.082	0.689	—	pCi/L	U	U	197215	GF07100G31R401	GELC
R-31	1662	830.9	12/06/06	WG	F	CS	—	Rad	EPA:900	Gross alpha	GROSSA	<	-0.144	0.116	1.45	—	pCi/L	U	U	177384	GF06110G31R401	GELC
R-31	1662	830.9	08/23/05	WG	F	CS	—	Rad	EPA:900	Gross alpha	GROSSA	<	0.873	0.105	1.03	—	pCi/L	U	U	144034	GF0508G31R401	GELC
R-31	1662	830.9	11/02/07	WG	UF	CS	—	Rad	EPA:900	Gross alpha	GROSSA	<	0.304	0.091	0.929	—	pCi/L	U	U	197215	GU07100G31R401	GELC
R-31	1662	830.9	12/06/06	WG	UF	CS	—	Rad	EPA:900	Gross alpha	GROSSA	<	0.404	0.103	1.02	—	pCi/L	U	U	177384	GU06110G31R401	GELC
R-31	1662	830.9	08/23/05	WG	UF	CS	—	Rad	EPA:900	Gross alpha	GROSSA	<	0.169	0.145	2.3	—	pCi/L	U	U	144034	GU0508G31R401	GELC
R-31	1662	830.9	09/27/01	WG	UF	CS	—	Rad	EPA:900	Gross alpha	GROSSA	<	0.05	0.037	0.47	—	pCi/L	U	U	10S	GW31-01-0005	STSL
R-31	1662	830.9	11/02/07	WG	F	CS	—	Rad	EPA:900	Gross beta	GROSSB	—	5	0.191	0.99	—	pCi/L	—	—	197215	GF07100G31R401	GELC
R-31	1662	830.9	12/06/06	WG	F	CS	—	Rad	EPA:900	Gross beta	GROSSB	<	0.916	0.223	2.25	—	pCi/L	U	U	177384	GF06110G31R401	GELC
R-31	1662	830.9	08/23/05	WG	F	CS	—	Rad	EPA:900	Gross beta	GROSSB	—	6.44	0.165	1.45	—	pCi/L	—	—	144034	GF0508G31R401	GELC
R-31	1662	830.9	11/02/07	WG	UF	CS	—	Rad	EPA:900	Gross beta	GROSSB	—	3.64	0.154	0.916	—	pCi/L	—	—	197215	GU07100G31R401	GELC
R-31	1662	830.9	12/06/06	WG	UF	CS	—	Rad	EPA:900	Gross beta	GROSSB	<	1.65	0.213	2.01	—	pCi/L	U	U	177384	GU06110G31R401	GELC
R-31	1662	830.9	08/23/05	WG	UF	CS	—	Rad	EPA:900	Gross beta	GROSSB	—	5	0.433	4.89	—	pCi/L	—	J	144034	GU0508G31R401	GELC
R-31	1662	830.9	09/27/01	WG	UF	CS	—	Rad	EPA:900	Gross beta	GROSSB	—	1.09	0.06	0.58	—	pCi/L	J	NQ	10S	GW31-01-0005	STSL
R-31	1662	830.9	11/02/07	WG	F	CS	—	Rad	EPA:901.1	Gross gamma	GROSSG	<	75.2	16.7	251	—	pCi/L	U	U	197215	GF07100G31R401	GELC
R-31	1662	830.9	12/06/06	WG	F	CS	—	Rad	EPA:901.1	Gross gamma	GROSSG	<	86.3	27.43	298	—	pCi/L	U	U	177384	GF06110G31R401	GELC
R-31	1662	830.9	08/23/05	WG	F	CS	—	Rad	EPA:901.1	Gross gamma	GROSSG	<	68.4	—	227	—	pCi/L	U	J-, U	144034	GF0508G31R401	GELC
R-31	1662	830.9	11/02/07	WG	UF	CS	—	Rad	EPA:901.1	Gross gamma	GROSSG	<	56.9	16.00	168	—	pCi/L	U	U	197215	GU07100G31R401	GELC
R-31	1662	830.9	12/06/06	WG	UF	CS	—	Rad	EPA:901.1	Gross gamma	GROSSG	<	88	21.97	305	—	pCi/L	U	U	177384	GU06110G31R401	GELC
R-31	1662	830.9	08/23/05	WG	UF	CS	—	Rad	EPA:901.1	Gross gamma	GROSSG	<	90.7	35.67	289	—	pCi/L	U	J-, U	144034	GU0508G31R401	GELC
R-31	1662	830.9	09/27/01	WG	UF	CS	—	Rad	EPA:901.1	Gross gamma	GROSSG	<	-22.7	12.33	4.48	—	pCi/L	U	U	10S	GW31-01-0005	STSL
R-31	1662	830.9	11/02/07	WG	F	CS	—	Rad	EPA:901.1	Neptunium-237	Np-237	<	-20.6	2.97	25.6	—	pCi/L	U	U	197215	GF07100G31R401	GELC
R-31	1662	830.9	12/06/06	WG	F	CS	—	Rad	EPA:901.1	Neptunium-237	Np-237	<	-0.328	3.43	34.6	—	pCi/L	U	U	177384	GF06110G31R401	GELC
R-31	1662	830.9	08/23/05	WG	F	CS	—	Rad	EPA:901.1	Neptunium-237	Np-237	<	6.56	2.15	23.3	—	pCi/L	U	U	144034	GF0508G31R401	GELC
R-31	1662	830.9	12/14/00	WG	F	CS	—	Rad	Gamma Spec	Neptunium-237	Np-237	<	-4	2.33	12	—	pCi/L	U	U	8138R	GW31-00-0002	PARA
R-31	1662	830.9	11/02/07	WG	UF	CS	—	Rad	EPA:901.1	Neptunium-237	Np-237	<	-7.13	2.69	26.7	—	pCi/L	U	U	197215	GU07100G31R401	GELC
R-31	1662	830.9	12/06/06	WG	UF	CS	—	Rad	EPA:901.1	Neptunium-237	Np-237	<	-3.44	2.82	27.1	—	pCi/L	U	U	177384	GU06110G31R401	GELC
R-31	1662	830.9	08/23/05	WG	UF	CS	—	Rad	EPA:901.1	Neptunium-237	Np-237	<	1.87	2.39	24.6	—	pCi/L	U	U	144034	GU0508G31R401	GELC
R-31	1662	830.9	12/14/00	WG	UF	CS	—	Rad	Gamma Spec	Neptunium-237	Np-237	<	-1	2.17	11	—	pCi/L	U	U	8138R	GW31-00-0001	PARA
R-31	1662	830.9	11/02/07	WG	F	CS	—	Rad	HASL-300	Plutonium-238	Pu-238	<	-0.00161	0.00	0.0282	—	pCi/L	U	U	197215	GF07100G31R401	GELC
R-31	1662	830.9	12/06/06	WG	F	CS	—	Rad	HASL-300	Plutonium-238	Pu-238	<	0.00569	0.00	0.0208	—	pCi/L	U	U	177384	GF06110G31R401	GELC
R-31	1662	830.9	08/23/05	WG	F	CS	—	Rad	HASL-300	Plutonium-238	Pu-238	<	-0.0145	0.00	0.05	—	pCi/L	U	U	144034	GF0508G31R401	GELC
R-31	1662	830.9	09/27/01	WG	F	CS	—	Rad	HASL-300	Plutonium-238	Pu-238	<	0.00184	0.00	0.005	—	pCi/L	U	U	10S	GW31-01-0006	STSL
R-31	1662	830.9	12/14/00	WG	F	CS	—	Rad	HASL-300	Plutonium-238	Pu-238	<	0.03	0.00	0.06	—	pCi/L	U	U	8138R	GW31-00-0002	PARA
R-31	1662	830.9	11/02/07	WG	UF	CS	—	Rad	HASL-300	Plutonium-238	Pu-238	<	-0.00312	0.00	0.0272	—	pCi/L	U	U	197215	GU07100G31R401	GELC
R-31	1662	830.9	12/06/06	WG	UF	CS	—	Rad	HASL-300	Plutonium-238	Pu-238	<	0	0.00	0.0246	—	pCi/L	U	U	177384	GU06110G31R401	GELC
R-31	1662	830.9	08/23/05	WG	UF	CS	—	Rad	HASL-300	Plutonium-238	Pu-238	<	-0.024	0.01	0.045	—	pCi/L	U	U	144034	GU0508G31R401	GELC
R-31	1662	830.9	12/14/00	WG	UF	CS	—	Rad	HASL-300	Plutonium-238	Pu-238	<	0.005	0.00	0.07	—	pCi/L	U	U	8138R	GW31-00-0001	PARA
R-31	1662	830.9	11/02/07	WG	F	CS	—	Rad	HASL-300	Plutonium-239/240	Pu-239/240	<	0.00161	0.00	0.0265	—	pCi/L	U	U	197215	GF07100G31R401	GELC
R-31	1662	830.9	12/06/06	WG	F	CS	—	Rad	HASL-300	Plutonium-239/240	Pu-239/240	<	0.00379	0.00	0.0138	—	pCi/L	U	U	177384	GF06110G31R401	GELC
R-31	1662	830.9	08/23/05	WG	F	CS	—	Rad	HASL-300	Plutonium-239/240	Pu-239/240	<	-0.00242	0.00	0.042	—	pCi/L	U	U	144034	GF0508G31R401	GELC
R-31	1662	830.9	09/27/01	WG	F	CS	—	Rad	HASL-300	Plutonium-239/240	Pu-239/240	<	0	0.00	0.005	—	pCi/L	U	U	10S	GW31-01-0006	STSL
R-31	1662	830.9	12/14/00	WG	F	CS	—	Rad	HASL-300	Plutonium-239/240	Pu-239/240	<	0.01	0.00	0.05	—	pCi/L	U	U	8138R	GW31-00-0002	PARA
R-31	1662	830.9	11/02/07	WG	UF	CS	—	Rad	HASL-300	Plutonium-239/240	Pu-239/240	<	-0.00624	0.00	0.0256	—	pCi/L	U	U	197215	GU07100G31R401	GELC
R-31	1662	830.9	12/06/06	WG	UF	CS	—	Rad	HASL-300	Plutonium-239/240	Pu-239/240	<	-0.00672	0.00	0.0164	—	pCi/L	U	U	177384	GU06110G31R401	GELC
R-31	1662	830.9	08/23/05	WG	UF	CS	—	Rad	HASL-300	Plutonium-239/240	Pu-239/240	<	0.00655	0.00	0.038	—	pCi/L	U	U	144034	GU0508G31R401	GELC
R-31	1662	830.9	12/14/00	WG	UF	CS	—	Rad	HASL-300	Plutonium-239/240	Pu-239/240	<	0.02	0.00	0.05	—	pCi/L	U	U	8138R	GW31-00-0001	PARA
R-31	1662	830.9	11/02/07	WG	F	CS	—	Rad	EPA:901.1	Potassium-40	K-40	<	-18.8	6.97	67.3	—	pCi/L	U	U	197215	GF07100G31R401	GELC
R-31	1662	830.9	12/06/06	WG	F	CS	—	Rad	EPA:901.1	Potassium-40	K-40	<	50.2	4.37	60.7	—	pCi/L	U	U	177384	GF06110G31R401	GELC
R-31	1662	830.9	08/23/05	WG	F	CS	—	Rad	EPA:901.1	Potassium-40	K-40	<</										

Ancho Canyon Watershed Last Four Analytical Results
for Sampling September 25, 2007 - November 10, 2007

Location	Port	Depth (ft)	Date	Field Matrix	Field Prep	Lab Sample Type	Field QC Type	Suite	Method	Analyte Desc	Analyte	Symbol	Result	1-sigma TPU	MDA	MDL	Units	Lab Qual	2nd Qual	Request	Sample	Lab
R-31	1662	830.9	11/02/07	WG	UF	CS	—	Rad	EPA:903.1	Radium-226	Ra-226	—	0.411	0.05	0.369	—	pCi/L	—	J	197215	GU07100G31R401	GELC
R-31	1662	830.9	12/14/00	WG	UF	CS	—	Rad	Gamma Spec	Radium-226	Ra-226	<	-40	10.33	35	—	pCi/L	U	U	8138R	GW31-00-0001	PARA
R-31	1662	830.9	11/02/07	WG	UF	CS	—	Rad	EPA:904	Radium-228	Ra-228	<	0.581	0.06	0.405	—	pCi/L	—	J	197215	GU07100G31R401	GELC
R-31	1662	830.9	11/02/07	WG	F	CS	—	Rad	EPA:901.1	Sodium-22	Na-22	<	0.282	0.45	4.6	—	pCi/L	U	U	197215	GF07100G31R401	GELC
R-31	1662	830.9	12/06/06	WG	F	CS	—	Rad	EPA:901.1	Sodium-22	Na-22	<	0.311	0.38	4.5	—	pCi/L	U	U	177384	GF06110G31R401	GELC
R-31	1662	830.9	08/23/05	WG	F	CS	—	Rad	EPA:901.1	Sodium-22	Na-22	<	0.519	0.33	3.89	—	pCi/L	U	U	144034	GF0508G31R401	GELC
R-31	1662	830.9	12/14/00	WG	F	CS	—	Rad	Gamma Spec	Sodium-22	Na-22	<	1.6	0.55	2.6	—	pCi/L	U	U	8138R	GW31-00-0002	PARA
R-31	1662	830.9	11/02/07	WG	UF	CS	—	Rad	EPA:901.1	Sodium-22	Na-22	<	0.706	0.46	4.72	—	pCi/L	U	U	197215	GU07100G31R401	GELC
R-31	1662	830.9	12/06/06	WG	UF	CS	—	Rad	EPA:901.1	Sodium-22	Na-22	<	0.236	0.37	4.2	—	pCi/L	U	U	177384	GU06110G31R401	GELC
R-31	1662	830.9	08/23/05	WG	UF	CS	—	Rad	EPA:901.1	Sodium-22	Na-22	<	0.577	0.27	3.22	—	pCi/L	U	U	144034	GU0508G31R401	GELC
R-31	1662	830.9	12/14/00	WG	UF	CS	—	Rad	Gamma Spec	Sodium-22	Na-22	<	0.6	0.23	1.2	—	pCi/L	U	U	8138R	GW31-00-0001	PARA
R-31	1662	830.9	11/02/07	WG	F	CS	—	Rad	EPA:905.0	Strontium-90	Sr-90	<	0.15	0.04	0.445	—	pCi/L	U	U	197215	GF07100G31R401	GELC
R-31	1662	830.9	12/06/06	WG	F	CS	—	Rad	EPA:905.0	Strontium-90	Sr-90	<	-0.335	0.03	0.418	—	pCi/L	U	U	177384	GF06110G31R401	GELC
R-31	1662	830.9	08/23/05	WG	F	CS	—	Rad	EPA:905.0	Strontium-90	Sr-90	<	-0.025	0.02	0.243	—	pCi/L	U	U	144034	GF0508G31R401	GELC
R-31	1662	830.9	09/27/01	WG	F	CS	—	Rad	EPA:905.0	Strontium-90	Sr-90	<	0.13	0.03	0.38	—	pCi/L	U	U	10S	GW31-01-0006	STSL
R-31	1662	830.9	12/14/00	WG	F	CS	—	Rad	EPA:905.0	Strontium-90	Sr-90	<	-0.2	0.18	2	—	pCi/L	—	U	8138R	GW31-00-0002	PARA
R-31	1662	830.9	11/02/07	WG	UF	CS	—	Rad	EPA:905.0	Strontium-90	Sr-90	<	-0.0245	0.04	0.485	—	pCi/L	U	U	197215	GU07100G31R401	GELC
R-31	1662	830.9	12/06/06	WG	UF	CS	—	Rad	EPA:905.0	Strontium-90	Sr-90	<	-0.0461	0.04	0.438	—	pCi/L	U	U	177384	GU06110G31R401	GELC
R-31	1662	830.9	08/23/05	WG	UF	CS	—	Rad	EPA:905.0	Strontium-90	Sr-90	<	0.133	0.02	0.274	—	pCi/L	U	U	144034	GU0508G31R401	GELC
R-31	1662	830.9	12/14/00	WG	UF	CS	—	Rad	EPA:905.0	Strontium-90	Sr-90	<	0.4	0.22	2.3	—	pCi/L	—	U	8138R	GW31-00-0001	PARA
R-31	1662	830.9	11/02/07	WG	F	CS	—	Rad	HASL-300	Uranium-234	U-234	—	0.168	0.01	0.0537	—	pCi/L	—	—	197215	GF07100G31R401	GELC
R-31	1662	830.9	12/06/06	WG	F	CS	—	Rad	HASL-300	Uranium-234	U-234	—	0.157	0.01	0.0607	—	pCi/L	—	J	177384	GF06110G31R401	GELC
R-31	1662	830.9	08/23/05	WG	F	CS	—	Rad	HASL-300	Uranium-234	U-234	—	0.145	0.01	0.069	—	pCi/L	—	J	144034	GF0508G31R401	GELC
R-31	1662	830.9	09/27/01	WG	F	CS	—	Rad	HASL-300	Uranium-234	U-234	<	0.01	0.00	0.0092	—	pCi/L	J	U	10S	GW31-01-0006	STSL
R-31	1662	830.9	12/14/00	WG	F	CS	—	Rad	HASL-300	Uranium-234	U-234	—	0.16	0.01	0.05	—	pCi/L	—	NQ	8138R	GW31-00-0002	PARA
R-31	1662	830.9	11/02/07	WG	UF	CS	—	Rad	HASL-300	Uranium-234	U-234	—	0.103	0.01	0.0579	—	pCi/L	—	J	197215	GU07100G31R401	GELC
R-31	1662	830.9	12/06/06	WG	UF	CS	—	Rad	HASL-300	Uranium-234	U-234	—	0.156	0.01	0.0446	—	pCi/L	—	—	177384	GU06110G31R401	GELC
R-31	1662	830.9	08/23/05	WG	UF	CS	—	Rad	HASL-300	Uranium-234	U-234	—	0.148	0.007	0.076	—	pCi/L	—	J	144034	GU0508G31R401	GELC
R-31	1662	830.9	12/14/00	WG	UF	CS	—	Rad	HASL-300	Uranium-234	U-234	—	0.15	0.007	0.05	—	pCi/L	—	NQ	8138R	GW31-00-0001	PARA
R-31	1662	830.9	11/02/07	WG	F	CS	—	Rad	HASL-300	Uranium-235/Uranium-236	U-235/236	<	0.00461	0.002	0.0319	—	pCi/L	U	U	197215	GF07100G31R401	GELC
R-31	1662	830.9	12/06/06	WG	F	CS	—	Rad	HASL-300	Uranium-235/Uranium-236	U-235/236	<	0.0106	0.003	0.0619	—	pCi/L	U	U	177384	GF06110G31R401	GELC
R-31	1662	830.9	08/23/05	WG	F	CS	—	Rad	HASL-300	Uranium-235/Uranium-236	U-235/236	<	1.67E-10	0.001	0.052	—	pCi/L	U	U	144034	GF0508G31R401	GELC
R-31	1662	830.9	09/27/01	WG	F	CS	—	Rad	HASL-300	Uranium-235/Uranium-236	U-235/236	<	0.00324	0.001	0.0044	—	pCi/L	U	U	10S	GW31-01-0006	STSL
R-31	1662	830.9	12/14/00	WG	F	CS	—	Rad	HASL-300	Uranium-235/Uranium-236	U-235/236	<	0.002	0.003	0.05	—	pCi/L	U	U	8138R	GW31-00-0002	PARA
R-31	1662	830.9	11/02/07	WG	UF	CS	—	Rad	HASL-300	Uranium-235/Uranium-236	U-235/236	<	0.0174	0.003	0.0344	—	pCi/L	U	U	197215	GU07100G31R401	GELC
R-31	1662	830.9	12/06/06	WG	UF	CS	—	Rad	HASL-300	Uranium-235/Uranium-236	U-235/236	<	0.013	0.003	0.0455	—	pCi/L	U	U	177384	GU06110G31R401	GELC
R-31	1662	830.9	08/23/05	WG	UF	CS	—	Rad	HASL-300	Uranium-235/Uranium-236	U-235/236	<	0.0124	0.002	0.058	—	pCi/L	U	U	144034	GU0508G31R401	GELC
R-31	1662	830.9	12/14/00	WG	UF	CS	—	Rad	HASL-300	Uranium-235/Uranium-236	U-235/236	<	0.01	0.003	0.03	—	pCi/L	U	U	8138R	GW31-00-0001	PARA
R-31	1662	830.9	11/02/07	WG	F	CS	—	Rad	HASL-300	Uranium-238	U-238	—	0.0709	0.004	0.0358	—	pCi/L	—	J	197215	GF07100G31R401	GELC
R-31	1662	830.9	12/06/06	WG	F	CS	—	Rad	HASL-300	Uranium-238	U-238	—	0.0801	0.006	0.043	—	pCi/L	—	J	177384	GF06110G31R401	GELC
R-31	1662	830.9	08/23/05	WG	F	CS	—	Rad	HASL-300	Uranium-238	U-238	—	0.0882	0.005	0.049	—	pCi/L	—	J	144034	GF0508G31R401	GELC
R-31	1662	830.9	09/27/01	WG	F	CS	—	Rad	HASL-300	Uranium-238	U-238	<	0.00162	0.001	0.0044	—	pCi/L	U	U	10S	GW31-01-0006	STSL
R-31	1662	830.9	12/14/00	WG	F	CS	—	Rad	HASL-300	Uranium-238	U-238	—	0.1	0.007	0.04	—	pCi/L	—	NQ	8138R	GW31-00-0002	PARA
R-31	1662	830.9	11/02/07	WG	UF	CS	—	Rad	HASL-300	Uranium-238	U-238	—	0.0986	0.006	0.0386	—	pCi/L	—	J	197215	GU07100G31R401	GELC
R-31	1662	830.9	12/06/06	WG	UF	CS	—	Rad	HASL-300	Uranium-238	U-238	—	0.0694	0.004	0.0316	—	pCi/L	—	J	177384	GU06110G31R401	GELC
R-31	1662	830.9	08/23/05	WG	UF	CS	—	Rad	HASL-300	Uranium-238	U-238	—	0.103	0.006	0.054	—	pCi/L	—	J	144034	GU0508G31R401	GELC
R-31	1662	830.9	12/14/00	WG	UF	CS	—	Rad	HASL-300	Uranium-238	U-238	—	0.1	0.007	0.02	—	pCi/L	—	NQ	8138R	GW31-00-0001	PARA
R-31	1662	830.9	11/02/07	WG	UF	CS	EQB	VOA	SW-846:8260B	Carbon Disulfide	75-15-0	—	1.38	—	—	1.25	ug/L	J	—	197215	U07100G31R401-EQ	GELC
R-31	1662	830.9	05/22/07	WG	UF	CS	—	VOA	SW-846:8260B	Carbon Disulfide	75-15-0	<	5	—	—	1.25	ug/L	UH	UJ	186623	GU07050G31R401	GELC
R-31	1662	830.9	12/06/06	WG	UF	CS	—	VOA	SW-846:8260B	Carbon Disulfide	75-15-0	<	5	—	—	1.25	ug/L	U	—	177384	GU06110G31R401	GELC
R-31	1662	830.9	08/23/05	WG	UF	CS	—	VOA	SW-846:8260B	Carbon Disulfide	75-15-0	<	5	—	—	—	ug/L	U	—	144034	GU0508G31R401	GELC
R-31	1662	830.9	09/27/01	WG	UF	CS	—	VOA	SW-846:8260	Carbon Disulfide	75-15-0	—	1.2	—	—	0.89	ug/L	J	J	4S	GW31-01-0005	GELC
Rio de los Frijoles at Bandelier	n/a	n/a	10/31/07	WP	F	CS	—	Geninorg	EPA:310.1	Alkalinity-CO ₃ +HCO ₃	Alkalinity-CO ₃ +HCO ₃	—	48.3	—	—	0.725	mg/L					

Ancho Canyon Watershed Last Four Analytical Results
for Sampling September 25, 2007 - November 10, 2007

Location	Port	Depth (ft)	Date	Field Matrix	Field Prep	Lab Sample Type	Field QC Type	Suite	Method	Analyte Desc	Analyte	Symbol	Result	1-sigma TPU	MDA	MDL	Units	Lab Qual	2nd Qual	Request	Sample	Lab
Rio de los Frijoles at Bandelier	n/a	n/a	06/14/04	WS	UF	DUP	—	Geninorg	EPA:200.7	Calcium	Ca	—	9.52	—	—	0.00823	mg/L	—	—	115040	GU04060W35001	GELC
Rio de los Frijoles at Bandelier	n/a	n/a	10/31/07	WP	F	CS	—	Geninorg	EPA:300.0	Chloride	Cl(-1)	—	5.39	—	—	0.066	mg/L	—	—	196890	GF071000P35001	GELC
Rio de los Frijoles at Bandelier	n/a	n/a	09/20/06	WP	F	CS	—	Geninorg	EPA:300.0	Chloride	Cl(-1)	—	5.55	—	—	0.066	mg/L	—	—	172455	GF060900P35001	GELC
Rio de los Frijoles at Bandelier	n/a	n/a	06/29/05	WS	F	CS	—	Geninorg	EPA:300.0	Chloride	Cl(-1)	—	9.97	—	—	0.053	mg/L	—	—	139766	GF05060P35001	GELC
Rio de los Frijoles at Bandelier	n/a	n/a	06/14/04	WS	F	CS	—	Geninorg	EPA:300.0	Chloride	Cl(-1)	<	5.94	—	—	0.0322	mg/L	—	U	115040	GF04060W35001	GELC
Rio de los Frijoles at Bandelier	n/a	n/a	12/17/03	WS	F	CS	—	Geninorg	EPA:300.0	Chloride	Cl(-1)	—	2.16	—	—	0.0322	mg/L	—	—	104142	GF03120W35001	GELC
Rio de los Frijoles at Bandelier	n/a	n/a	12/17/03	WS	F	DUP	—	Geninorg	EPA:300.0	Chloride	Cl(-1)	—	2.13	—	—	0.0322	mg/L	—	—	104142	GF03120W35001	GELC
Rio de los Frijoles at Bandelier	n/a	n/a	09/20/06	WP	UF	CS	—	Geninorg	EPA:300.0	Chloride	Cl(-1)	—	5.5	—	—	0.066	mg/L	—	—	172455	GU060900P35001	GELC
Rio de los Frijoles at Bandelier	n/a	n/a	10/31/07	WP	F	CS	—	Geninorg	EPA:300.0	Fluoride	F(-1)	—	0.27	—	—	0.033	mg/L	—	J+	196890	GF071000P35001	GELC
Rio de los Frijoles at Bandelier	n/a	n/a	09/20/06	WP	F	CS	—	Geninorg	EPA:300.0	Fluoride	F(-1)	<	0.266	—	—	0.033	mg/L	—	U	172455	GF060900P35001	GELC
Rio de los Frijoles at Bandelier	n/a	n/a	06/29/05	WS	F	CS	—	Geninorg	EPA:300.0	Fluoride	F(-1)	—	0.193	—	—	0.03	mg/L	—	—	139766	GF05060P35001	GELC
Rio de los Frijoles at Bandelier	n/a	n/a	06/14/04	WS	F	CS	—	Geninorg	EPA:300.0	Fluoride	F(-1)	<	0.303	—	—	0.0553	mg/L	—	U	115040	GF04060W35001	GELC
Rio de los Frijoles at Bandelier	n/a	n/a	12/17/03	WS	F	CS	—	Geninorg	EPA:300.0	Fluoride	F(-1)	—	0.162	—	—	0.0553	mg/L	—	—	104142	GF03120W35001	GELC
Rio de los Frijoles at Bandelier	n/a	n/a	12/17/03	WS	F	DUP	—	Geninorg	EPA:300.0	Fluoride	F(-1)	—	0.168	—	—	0.0553	mg/L	—	—	104142	GF03120W35001	GELC
Rio de los Frijoles at Bandelier	n/a	n/a	09/20/06	WP	UF	CS	—	Geninorg	EPA:300.0	Fluoride	F(-1)	<	0.355	—	—	0.033	mg/L	—	U	172455	GU060900P35001	GELC
Rio de los Frijoles at Bandelier	n/a	n/a	10/31/07	WP	F	CS	—	Geninorg	SM:A2340B	Hardness	HARDNESS	—	34.4	—	—	0.425	mg/L	—	—	196890	GF071000P35001	GELC
Rio de los Frijoles at Bandelier	n/a	n/a	09/20/06	WP	F	CS	—	Geninorg	SM:A2340B	Hardness	HARDNESS	—	43.5	—	—	0.085	mg/L	—	—	172455	GF060900P35001	GELC
Rio de los Frijoles at Bandelier	n/a	n/a	06/29/05	WS	F	CS	—	Geninorg	SM:A2340B	Hardness	HARDNESS	—	39.4	—	—	0.085	mg/L	—	—	139766	GF05060P35001	GELC
Rio de los Frijoles at Bandelier	n/a	n/a	06/14/04	WS	F	CS	—	Geninorg	EPA:200.7	Hardness	HARDNESS	—	35.7	—	—	0.00823	mg/L	—	—	115040	GF04060W35001	GELC
Rio de los Frijoles at Bandelier	n/a	n/a	12/17/03	WS	F	CS	—	Geninorg	EPA:200.7	Hardness	HARDNESS	—	32.1	—	—	0.00823	mg/L	—	—	104142	GF03120W35001	GELC
Rio de los Frijoles at Bandelier	n/a	n/a	10/31/07	WP	UF	CS	—	Geninorg	SM:A2340B	Hardness	HARDNESS	—	34.6	—	—	0.425	mg/L	—	—	196890	GU071000P35001	GELC
Rio de los Frijoles at Bandelier	n/a	n/a	09/20/06	WP	UF	CS	—	Geninorg	SM:A2340B	Hardness	HARDNESS	—	58.3	—	—	0.085	mg/L	—	—	172455	GU060900P35001	GELC
Rio de los Frijoles at Bandelier	n/a	n/a	06/29/05	WS	UF	CS	—	Geninorg	SM:A2340B	Hardness	HARDNESS	—	39.2	—	—	0.085	mg/L	—	—	139766	GU05060P35001	GELC
Rio de los Frijoles at Bandelier	n/a	n/a	10/31/07	WP	F	CS	—	Geninorg	SW-846:6010B	Magnesium	Mg	—	2.99	—	—	0.085	mg/L	—	—	196890	GF071000P35001	GELC
Rio de los Frijoles at Bandelier	n/a	n/a	09/20/06	WP	F	CS	—	Geninorg	SW-846:6010B	Magnesium	Mg	—	3.54	—	—	0.085	mg/L	—	—	172455	GF060900P35001	GELC
Rio de los Frijoles at Bandelier	n/a	n/a	06/29/05	WS	F	CS	—	Geninorg	SW-846:6010B	Magnesium	Mg	—	3.41	—	—	0.085	mg/L	—	—	139766	GF05060P35001	GELC
Rio de los Frijoles at Bandelier	n/a	n/a	06/14/04	WS	F	CS	—	Geninorg	EPA:200.7	Magnesium	Mg	<	3.11	—	—	0.00332	mg/L	—	UJ	115040	GF04060W35001	GELC
Rio de los Frijoles at Bandelier	n/a	n/a	12/17/03	WS	F	CS	—	Geninorg	EPA:200.7	Magnesium	Mg	—	2.82	—	—	0.00332	mg/L	—	—	104142	GF03120W35001	GELC
Rio de los Frijoles at Bandelier	n/a	n/a	10/31/07	WP	UF	CS	—	Geninorg	SW-846:6010B	Magnesium	Mg	—	2.98	—	—	0.085	mg/L	—	—	196890	GU071000P35001	GELC
Rio de los Frijoles at Bandelier	n/a	n/a	09/20/06	WP	UF	CS	—	Geninorg	SW-846:6010B	Magnesium	Mg	—	4.37	—	—	0.085	mg/L	—	—	172455	GU060900P35001	GELC
Rio de los Frijoles at Bandelier	n/a	n/a	06/29/05	WS	UF	CS	—	Geninorg	SW-846:6010B	Magnesium	Mg	—	3.4	—	—	0.085	mg/L	—	—	139766	GU05060P35001	GELC
Rio de los Frijoles at Bandelier	n/a	n/a	06/14/04	WS	UF	DUP	—	Geninorg	EPA:200.7	Magnesium	Mg	—	3.27	—	—	0.00332	mg/L	—	—	115040	GU04060W35001	GELC
Rio de los Frijoles at Bandelier	n/a	n/a	10/31/07	WP	F	CS	—	Geninorg	SW-846:6850	Perchlorate	ClO4	—	0.101	—	—	0.05	ug/L	J	—	196890	GF071000P35001	GELC
Rio de los Frijoles at Bandelier	n/a	n/a	09/20/06	WP	F	CS	—	Geninorg	EPA:314.0	Perchlorate	ClO4	<	4	—	—	4	ug/L	U	—	172455	GF060900P35001	GELC
Rio de los Frijoles at Bandelier	n/a	n/a	09/20/06	WP	F	CS	—	Geninorg	SW846 6850	Perchlorate	ClO4	<	0.05	—	—	0.05	ug/L	U	—	172455	GF060900P35001	GELC
Rio de los Frijoles at Bandelier	n/a	n/a	06/29/05	WS	F	CS	—	Geninorg	SW846 6850	Perchlorate	ClO4	—	0.115	—	—	0.05	ug/L	J	—	139766	GF05060P35001	GELC
Rio de los Frijoles at Bandelier	n/a	n/a	06/29/05	WS	F	CS	—	Geninorg	EPA:314.0	Perchlorate	ClO4	<	4	—	—	4	ug/L	U	—	139766	GF05060P35001	GELC
Rio de los Frijoles at Bandelier	n/a	n/a	06/14/04	WS	UF	CS	—	Geninorg	EPA:314.0	Perchlorate	ClO4	<	4	—	—	4	ug/L	U	—	115040	GU04060W35001	GELC
Rio de los Frijoles at Bandelier	n/a	n/a	06/14/04	WS	UF	CS	—	Geninorg	SW846 6850	Perchlorate	ClO4	<	0.109	—	—	0.05	ug/L	J	U	115040	GU04060W35001	GELC
Rio de los Frijoles at Bandelier	n/a	n/a	06/14/04	WS	UF	DUP	—	Geninorg	EPA:314.0	Perchlorate	ClO4	<	4	—	—	4	ug/L	U	—	115040	GU04060W35001	GELC
Rio de los Frijoles at Bandelier	n/a	n/a	12/17/03	WS	UF	CS	—	Geninorg	EPA:314.0	Perchlorate	ClO4	<	4	—	—	4	ug/L	U	—	104142	GU03120W35001	GELC
Rio de los Frijoles at Bandelier	n/a	n/a	10/31/07	WP	F	CS	—	Geninorg	SW-846:6010B	Potassium	K	—	2.1	—	—	0.05	mg/L	—	—	196890	GF071000P35001	GELC
Rio de los Frijoles at Bandelier	n/a	n/a	09/20/06	WP	F	CS	—	Geninorg	SW-846:6010B	Potassium	K	—	2.11	—	—	0.05	mg/L	—	—	172455	GF060900P35001	GELC
Rio de los Frijoles at Bandelier	n/a	n/a	06/29/05	WS	F	CS	—	Geninorg	SW-846:6010B	Potassium	K	—	1.99	—	—	0.05	mg/L	—	—	139766	GF05060P35001	GELC
Rio de los Frijoles at Bandelier	n/a	n/a	06/14/04	WS	F	CS	—	Geninorg	EPA:200.7	Potassium	K	<	1.86	—	—	0.0372	mg/L	—	UJ	115040	GF04060W35001	GELC
Rio de los Frijoles at Bandelier	n/a	n/a	12/17/03	WS	F	CS	—	Geninorg	EPA:200.7	Potassium	K	—	1.4	—	—	0.0372	mg/L	E	—	104142	GF03120W35001	GELC
Rio de los Frijoles at Bandelier	n/a	n/a	10/31/07	WP	UF	CS	—	Geninorg	SW-846:6010B	Potassium	K	—	2.1	—	—	0.05	mg/L	—	—	196890	GU071000P35001	GELC
Rio de los Frijoles at Bandelier	n/a	n/a	09/20/06	WP	UF	CS	—	Geninorg	SW-846:6010B	Potassium	K	—	2.76	—	—	0.05	mg/L	—	—	172455	GU060900P35001	GELC
Rio de los Frijoles at Bandelier	n/a	n/a	06/29/05	WS	UF	CS	—	Geninorg	SW-846:6010B	Potassium	K	—	2.03	—	—	0.05	mg/L	—	—	139766	GU05060P35001	GELC
Rio de los Frijoles at Bandelier	n/a	n/a	06/14/04	WS	UF	DUP	—	Geninorg	EPA:200.7	Potassium	K	—	2.01	—	—	0.0372	mg/L	—	—	115040	GU04060W35001	GELC
Rio de los Frijoles at Bandelier	n/a	n/a	10/31/07	WP	F	CS	—	Geninorg	SW-846:6010B	Silicon Dioxide	SiO2	—	63.4	—	—	0.032	mg/L	—	—	196890	GF071000P35001	GELC
Rio de los Frijoles at Bandelier	n/a	n/a	09/20/06	WP	F	CS	—	Geninorg	SW-846:6010B	Silicon Dioxide	SiO2	—	63.6	—	—	0.032	mg/L	—	—	172455	GF060900P35001	GELC
Rio de los Frijoles at Bandelier	n/a	n/a	06/29/05	WS	F	CS	—	Geninorg	SW-846:6010B	Silicon Dioxide	SiO2	—	62.4	—	—	0.032	mg/L	—	—	139766	GF05060P35001	GELC
Rio de los Frijoles at Bandelier	n/a	n/a	06/14/04	WS	F	CS	—	Geninorg	EPA:200.7	Silicon Dioxide	SiO2	<	66.6	—	—	0.0122	mg/L	—	UJ	115040	GF04060W35001	GELC
Rio de los Frijoles at Bandelier	n/a	n/a	12/17/03	WS	F	CS	—	Geninorg	EPA:200.7	Silicon Dioxide	SiO2	—	67.2	—	—	0.00568	mg/L	—	—	104142	GF03120W35001	GELC
Rio de los Frijoles at Bandelier	n/a	n/a	09/20/06	WP	UF	CS	—	Geninorg	SW-846:6010B	Silicon Dioxide	SiO2	—	68.9	—	—	0.032	mg/L	—	—	172455	GU060900P35001	GELC
Rio de los Frijoles at Bandelier	n/a	n/a	06/29/05	WS	UF	CS	—	Geninorg	SW-846:6010B	Silicon Dioxide	SiO2	—	62.7	—	—	0.032	mg/L	—	—	139766	GU05060P35001	GELC
Rio de los Frijoles at Bandelier	n/a	n/a	06/14/04	WS	UF	DUP	—	Geninorg	EPA:200.7	Silicon Dioxide	SiO2	—	69.9	—	—	0.0122	mg/L	—	—	115040	GU04060W35001	GELC
Rio de los Frijoles at Bandelier	n/a	n/a	10/31/07	WP	F	CS	—	Geninorg	SW-846:6010B	Sodium	Na	—	11	—	—	0.045	mg/L	—	—	196890	GF071000P35001	GELC
Rio de los Frijoles at Bandelier	n/a	n/a	09/20/06	WP	F	CS	—	Geninorg	SW-846:6010B	Sodium	Na	—	12	—	—	0.045	mg/L	—	—	172455	GF060900P35001	GELC
Rio de los Frijoles at Bandelier	n/a	n/a	06/29/05	WS	F	CS	—	Geninorg	SW-846:6010B	Sodium	Na	—	11.6	—	—	0.045	mg/L	—	—	139766	GF05060P35001	GELC
Rio de los Frijoles at Bandelier	n/a	n/a	06/14/04	WS	F	CS	—	Geninorg	EPA:200.7	Sodium	Na	—	12	—	—	0.02	mg/L	—	J	115040	GF04060W35001</	

Ancho Canyon Watershed Last Four Analytical Results
for Sampling September 25, 2007 - November 10, 2007

Location	Port	Depth (ft)	Date	Field Matrix	Field Prep	Lab Sample Type	Field QC Type	Suite	Method	Analyte Desc	Analyte	Symbol	Result	1-sigma TPU	MDA	MDL	Units	Lab Qual	2nd Qual	Request	Sample	Lab
Rio de los Frijoles at Bandelier	n/a	n/a	09/20/06	WP	UF	CS	—	Geninorg	SW-846:6010B	Sodium	Na	—	12.8	—	—	0.045	mg/L	—	—	172455	GU060900P35001	GELC
Rio de los Frijoles at Bandelier	n/a	n/a	06/29/05	WS	UF	CS	—	Geninorg	SW-846:6010B	Sodium	Na	—	11.6	—	—	0.045	mg/L	—	—	139766	GU05060P35001	GELC
Rio de los Frijoles at Bandelier	n/a	n/a	06/14/04	WS	UF	DUP	—	Geninorg	EPA:200.7	Sodium	Na	—	12	—	—	0.02	mg/L	—	—	115040	GU04060W35001	GELC
Rio de los Frijoles at Bandelier	n/a	n/a	10/31/07	WP	F	CS	—	Geninorg	EPA:120.1	Specific Conductance	SPEC_CONDC	—	124	—	—	1	uS/cm	—	—	196890	GF071000P35001	GELC
Rio de los Frijoles at Bandelier	n/a	n/a	09/20/06	WP	F	CS	—	Geninorg	EPA:120.1	Specific Conductance	SPEC_CONDC	—	146	—	—	1	uS/cm	—	—	172455	GF060900P35001	GELC
Rio de los Frijoles at Bandelier	n/a	n/a	06/29/05	WS	F	CS	—	Geninorg	SW-846:9050A	Specific Conductance	SPEC_CONDC	—	109	—	—	1	uS/cm	—	—	139766	GF05060P35001	GELC
Rio de los Frijoles at Bandelier	n/a	n/a	06/14/04	WS	F	CS	—	Geninorg	SW-846:9050A	Specific Conductance	SPEC_CONDC	—	113	—	—	1	uS/cm	—	—	115040	GF04060W35001	GELC
Rio de los Frijoles at Bandelier	n/a	n/a	12/17/03	WS	F	CS	—	Geninorg	SW-846:9050A	Specific Conductance	SPEC_CONDC	—	109	—	—	1	uS/cm	—	J	104142	GF03120W35001	GELC
Rio de los Frijoles at Bandelier	n/a	n/a	09/20/06	WP	UF	CS	—	Geninorg	EPA:120.1	Specific Conductance	SPEC_CONDC	—	174	—	—	1	uS/cm	—	—	172455	GU060900P35001	GELC
Rio de los Frijoles at Bandelier	n/a	n/a	10/31/07	WP	F	CS	—	Geninorg	EPA:300.0	Sulfate	SO4(-2)	—	2	—	—	0.1	mg/L	—	—	196890	GF071000P35001	GELC
Rio de los Frijoles at Bandelier	n/a	n/a	09/20/06	WP	F	CS	—	Geninorg	EPA:300.0	Sulfate	SO4(-2)	—	3.85	—	—	0.1	mg/L	—	—	172455	GF060900P35001	GELC
Rio de los Frijoles at Bandelier	n/a	n/a	06/29/05	WS	F	CS	—	Geninorg	EPA:300.0	Sulfate	SO4(-2)	—	3.21	—	—	0.057	mg/L	—	—	139766	GF05060P35001	GELC
Rio de los Frijoles at Bandelier	n/a	n/a	06/14/04	WS	F	CS	—	Geninorg	EPA:300.0	Sulfate	SO4(-2)	<	2.44	—	—	0.193	mg/L	—	U	115040	GF04060W35001	GELC
Rio de los Frijoles at Bandelier	n/a	n/a	12/17/03	WS	F	CS	—	Geninorg	EPA:300.0	Sulfate	SO4(-2)	—	1.73	—	—	0.193	mg/L	—	—	104142	GF03120W35001	GELC
Rio de los Frijoles at Bandelier	n/a	n/a	12/17/03	WS	F	DUP	—	Geninorg	EPA:300.0	Sulfate	SO4(-2)	—	1.76	—	—	0.193	mg/L	—	—	104142	GF03120W35001	GELC
Rio de los Frijoles at Bandelier	n/a	n/a	09/20/06	WP	UF	CS	—	Geninorg	EPA:300.0	Sulfate	SO4(-2)	—	10	—	—	0.1	mg/L	—	—	172455	GU060900P35001	GELC
Rio de los Frijoles at Bandelier	n/a	n/a	10/31/07	WP	F	CS	—	Geninorg	EPA:160.1	Total Dissolved Solids	TDS	—	126	—	—	2.38	mg/L	—	—	196890	GF071000P35001	GELC
Rio de los Frijoles at Bandelier	n/a	n/a	09/20/06	WP	F	CS	—	Geninorg	EPA:160.1	Total Dissolved Solids	TDS	—	151	—	—	2.38	mg/L	—	—	172455	GF060900P35001	GELC
Rio de los Frijoles at Bandelier	n/a	n/a	09/20/06	WP	F	CS	—	Geninorg	EPA:160.1	Total Dissolved Solids	TDS	—	158	—	—	2.38	mg/L	—	—	172455	GU060900P35001	GELC
Rio de los Frijoles at Bandelier	n/a	n/a	06/29/05	WS	F	CS	—	Geninorg	EPA:160.1	Total Dissolved Solids	TDS	—	133	—	—	2.38	mg/L	—	—	139766	GF05060P35001	GELC
Rio de los Frijoles at Bandelier	n/a	n/a	06/14/04	WS	F	CS	—	Geninorg	EPA:160.1	Total Dissolved Solids	TDS	<	116	—	—	3.07	mg/L	—	UJ	115040	GF04060W35001	GELC
Rio de los Frijoles at Bandelier	n/a	n/a	12/17/03	WS	F	CS	—	Geninorg	EPA:160.1	Total Dissolved Solids	TDS	—	129	—	—	3.07	mg/L	—	J	104142	GF03120W35001	GELC
Rio de los Frijoles at Bandelier	n/a	n/a	10/31/07	WP	UF	CS	—	Geninorg	SW-846:9060	Total Organic Carbon	TOC	—	3.36	—	—	0.33	mg/L	—	—	196890	GU071000P35001	GELC
Rio de los Frijoles at Bandelier	n/a	n/a	09/20/06	WP	UF	CS	—	Geninorg	SW-846:9060	Total Organic Carbon	TOC	—	2.6	—	—	0.33	mg/L	—	—	172455	GU060900P35001	GELC
Rio de los Frijoles at Bandelier	n/a	n/a	10/31/07	WP	F	CS	—	Geninorg	EPA:365.4	Total Phosphate as Phosphorus	PO4-P	—	0.051	—	—	0.024	mg/L	—	—	196890	GF071000P35001	GELC
Rio de los Frijoles at Bandelier	n/a	n/a	09/20/06	WP	F	CS	—	Geninorg	EPA:365.4	Total Phosphate as Phosphorus	PO4-P	<	0.065	—	—	0.01	mg/L	—	U	172455	GF060900P35001	GELC
Rio de los Frijoles at Bandelier	n/a	n/a	06/29/05	WS	F	CS	—	Geninorg	EPA:365.4	Total Phosphate as Phosphorus	PO4-P	<	0.084	—	—	0.01	mg/L	—	U	139766	GF05060P35001	GELC
Rio de los Frijoles at Bandelier	n/a	n/a	06/14/04	WS	F	CS	—	Geninorg	EPA:365.4	Total Phosphate as Phosphorus	PO4-P	<	0.071	—	—	0.011	mg/L	—	U	115040	GF04060W35001	GELC
Rio de los Frijoles at Bandelier	n/a	n/a	12/17/03	WS	F	CS	—	Geninorg	EPA:365.4	Total Phosphate as Phosphorus	PO4-P	<	0.011	—	—	0.011	mg/L	U	UJ	104142	GF03120W35001	GELC
Rio de los Frijoles at Bandelier	n/a	n/a	09/20/06	WP	UF	CS	—	Geninorg	EPA:365.4	Total Phosphate as Phosphorus	PO4-P	<	0.088	—	—	0.01	mg/L	—	U	172455	GU060900P35001	GELC
Rio de los Frijoles at Bandelier	n/a	n/a	10/31/07	WP	F	CS	—	Geninorg	EPA:150.1	pH	pH	—	7.84	—	—	0.01	SU	H	J	196890	GF071000P35001	GELC
Rio de los Frijoles at Bandelier	n/a	n/a	09/20/06	WP	F	CS	—	Geninorg	EPA:150.1	pH	pH	—	8.09	—	—	0.01	SU	H	J	172455	GF060900P35001	GELC
Rio de los Frijoles at Bandelier	n/a	n/a	06/29/05	WS	F	CS	—	Geninorg	EPA:150.1	pH	pH	—	7.22	—	—	0.01	SU	H	J	139766	GF05060P35001	GELC
Rio de los Frijoles at Bandelier	n/a	n/a	06/14/04	WS	F	CS	—	Geninorg	EPA:150.1	pH	pH	—	7.7	—	—	—	SU	H	J	115040	GF04060W35001	GELC
Rio de los Frijoles at Bandelier	n/a	n/a	12/17/03	WS	F	CS	—	Geninorg	EPA:150.1	pH	pH	—	7.53	—	—	—	SU	H	J	104142	GF03120W35001	GELC
Rio de los Frijoles at Bandelier	n/a	n/a	09/20/06	WP	UF	CS	—	Geninorg	EPA:150.1	pH	pH	—	8.12	—	—	0.01	SU	H	J	172455	GU060900P35001	GELC
Rio de los Frijoles at Bandelier	n/a	n/a	10/31/07	WP	F	CS	—	Metals	SW-846:6010B	Aluminum	Al	—	73.2	—	—	68	ug/L	J	—	196890	GF071000P35001	GELC
Rio de los Frijoles at Bandelier	n/a	n/a	09/20/06	WP	F	CS	—	Metals	SW-846:6010B	Aluminum	Al	<	68	—	—	68	ug/L	U	—	172455	GF060900P35001	GELC
Rio de los Frijoles at Bandelier	n/a	n/a	06/29/05	WS	F	CS	—	Metals	SW-846:6010B	Aluminum	Al	—	106	—	—	68	ug/L	J	—	139766	GF05060P35001	GELC
Rio de los Frijoles at Bandelier	n/a	n/a	06/14/04	WS	F	CS	—	Metals	EPA:200.7	Aluminum	Al	<	115	—	—	14.4	ug/L	—	UJ	115040	GF04060W35001	GELC
Rio de los Frijoles at Bandelier	n/a	n/a	12/17/03	WS	F	CS	—	Metals	EPA:200.7	Aluminum	Al	—	352	—	—	14.4	ug/L	—	—	104142	GF03120W35001	GELC
Rio de los Frijoles at Bandelier	n/a	n/a	10/31/07	WP	UF	CS	—	Metals	SW-846:6010B	Aluminum	Al	—	121	—	—	68	ug/L	J	—	196890	GU071000P35001	GELC
Rio de los Frijoles at Bandelier	n/a	n/a	09/20/06	WP	UF	CS	—	Metals	SW-846:6010B	Aluminum	Al	—	2520	—	—	68	ug/L	—	—	172455	GU060900P35001	GELC
Rio de los Frijoles at Bandelier	n/a	n/a	06/29/05	WS	UF	CS	—	Metals	SW-846:6010B	Aluminum	Al	—	437	—	—	68	ug/L	—	—	139766	GU05060P35001	GELC
Rio de los Frijoles at Bandelier	n/a	n/a	06/14/04	WS	UF	DUP	—	Metals	EPA:200.7	Aluminum	Al	—	826	—	—	14.4	ug/L	—	—	115040	GU04060W35001	GELC
Rio de los Frijoles at Bandelier	n/a	n/a	10/31/07	WP	F	CS	—	Metals	SW-846:6010B	Barium	Ba	—	15.1	—	—	1	ug/L	—	—	196890	GF071000P35001	GELC
Rio de los Frijoles at Bandelier	n/a	n/a	09/20/06	WP	F	CS	—	Metals	SW-846:6010B	Barium	Ba	—	20.4	—	—	1	ug/L	—	—	172455	GF060900P35001	GELC
Rio de los Frijoles at Bandelier	n/a	n/a	06/29/05	WS	F	CS	—	Metals	SW-846:6010B	Barium	Ba	—	18	—	—	1	ug/L	—	—	139766	GF05060P35001	GELC
Rio de los Frijoles at Bandelier	n/a	n/a	06/14/04	WS	F	CS	—	Metals	EPA:200.7	Barium	Ba	<	15.1	—	—	0.301	ug/L	—	UJ	115040	GF04060W35001	GELC
Rio de los Frijoles at Bandelier	n/a	n/a	12/17/03	WS	F	CS	—	Metals	EPA:200.7	Barium	Ba	—	12.4	—	—	0.301	ug/L	—	—	104142	GF03120W35001	GELC
Rio de los Frijoles at Bandelier	n/a	n/a	10/31/07	WP	UF	CS	—	Metals	SW-846:6010B	Barium	Ba	—	15.4	—	—	1	ug/L	—	—	196890	GU071000P35001	GELC
Rio de los Frijoles at Bandelier	n/a	n/a	09/20/06	WP	UF	CS	—	Metals	SW-846:6010B	Barium	Ba	—	54.4	—	—	1	ug/L	—	—	172455	GU060900P35001	GELC
Rio de los Frijoles at Bandelier	n/a	n/a	06/29/05	WS	UF	CS	—	Metals	SW-846:6010B	Barium	Ba	—	20.3	—	—	1	ug/L	—	—	139766	GU05060P35001	GELC
Rio de los Frijoles at Bandelier	n/a	n/a	06/14/04	WS	UF	DUP	—	Metals	EPA:200.7	Barium	Ba	—	21.4	—	—	0.301	ug/L	—	—	115040	GU04060W35001	GELC
Rio de los Frijoles at Bandelier	n/a	n/a	10/31/07	WP	F	CS	—	Metals	SW-846:6010B	Boron	B	—	14.8	—	—	10	ug/L	J	—	196890	GF071000P35001	GELC
Rio de los Frijoles at Bandelier	n/a	n/a	09/20/06	WP	F	CS	—	Metals	SW-846:6010B	Boron	B	—	11.1	—	—	10	ug/L	J	—	172455	GF060900P35001	GELC
Rio de los Frijoles at Bandelier	n/a	n/a	06/29/05	WS	F	CS	—	Metals	SW-846:6010B	Boron	B	<	10	—	—	10	ug/L	U	—	139766	GF05060P35001	GELC
Rio de los Frijoles at Bandelier	n/a	n/a	06/14/04	WS	F	CS	—	Metals	EPA:200.7	Boron	B	<	12.1	—	—	1.39	ug/L	B	UJ	115040	GF04060W35001	GELC
Rio de los Frijoles at Bandelier	n/a	n/a	12/17/03	WS	F	CS	—	Metals	EPA:200.7	Boron	B	<	13.6	—	—	1.39	ug/L	B	U	104142	GF03120W35001	GELC
Rio de los Frijoles at Bandelier	n/a	n/a	10/31/07	WP	UF	CS	—	Metals	SW-846:6010B	Boron	B	—	12	—	—	10	ug/L	J	—	196890	GU071000P35001	GELC
Rio de los Frijoles at Bandelier	n/a	n/a	09/20/06	WP	UF	CS	—	Metals	SW-846:6010B	Boron	B	—	13.6	—	—	10	ug/L	J	—	172455	GU060900P35001	GELC
Rio de los Frijoles at Bandelier	n/a	n/a	06/29/05	WS	UF	CS	—	Metals	SW-846:6010B	Boron	B	<	10	—	—	10	ug/L	U	—	139766	GU05060P35001	GELC
Rio de los Frijoles at Bandelier	n/a	n/a	06/14/04	WS	UF	DUP	—	Metals	EPA:200.7	Boron	B	—	9.87	—	—	1.39	ug/L	B	—	115040	GU04060W35001</	

Ancho Canyon Watershed Last Four Analytical Results
for Sampling September 25, 2007 - November 10, 2007

Location	Port	Depth (ft)	Date	Field Matrix	Field Prep	Lab Sample Type	Field QC Type	Suite	Method	Analyte Desc	Analyte	Symbol	Result	1-sigma TPU	MDA	MDL	Units	Lab Qual	2nd Qual	Request	Sample	Lab
Rio de los Frijoles at Bandelier	n/a	n/a	09/20/06	WP	F	CS	—	Metals	SW-846:6020	Chromium	Cr	<	1	—	—	1	ug/L	U	—	172455	GF060900P35001	GELC
Rio de los Frijoles at Bandelier	n/a	n/a	06/29/05	WS	F	CS	—	Metals	SW-846:6010B	Chromium	Cr	<	1	—	—	1	ug/L	U	—	139766	GF05060P35001	GELC
Rio de los Frijoles at Bandelier	n/a	n/a	06/14/04	WS	F	CS	—	Metals	EPA:200.7	Chromium	Cr	<	1.43	—	—	1.43	ug/L	U	UJ	115040	GF04060W35001	GELC
Rio de los Frijoles at Bandelier	n/a	n/a	12/17/03	WS	F	CS	—	Metals	EPA:200.7	Chromium	Cr	<	1.43	—	—	1.43	ug/L	U	—	104142	GF03120W35001	GELC
Rio de los Frijoles at Bandelier	n/a	n/a	10/31/07	WP	UF	CS	—	Metals	SW-846:6020	Chromium	Cr	—	1.6	—	—	1	ug/L	J	J	196890	GU071000P35001	GELC
Rio de los Frijoles at Bandelier	n/a	n/a	09/20/06	WP	UF	CS	—	Metals	SW-846:6020	Chromium	Cr	<	1	—	—	1	ug/L	U	—	172455	GU060900P35001	GELC
Rio de los Frijoles at Bandelier	n/a	n/a	06/29/05	WS	UF	CS	—	Metals	SW-846:6010B	Chromium	Cr	<	1.2	—	—	1	ug/L	J	U	139766	GU05060P35001	GELC
Rio de los Frijoles at Bandelier	n/a	n/a	06/14/04	WS	UF	DUP	—	Metals	EPA:200.7	Chromium	Cr	<	1.43	—	—	1.43	ug/L	U	—	115040	GU04060W35001	GELC
Rio de los Frijoles at Bandelier	n/a	n/a	10/31/07	WP	F	CS	—	Metals	SW-846:6010B	Iron	Fe	—	49.4	—	—	25	ug/L	J	JN-	196890	GF071000P35001	GELC
Rio de los Frijoles at Bandelier	n/a	n/a	09/20/06	WP	F	CS	—	Metals	SW-846:6010B	Iron	Fe	—	189	—	—	18	ug/L	—	—	172455	GF060900P35001	GELC
Rio de los Frijoles at Bandelier	n/a	n/a	06/29/05	WS	F	CS	—	Metals	SW-846:6010B	Iron	Fe	—	125	—	—	18	ug/L	—	—	139766	GF05060P35001	GELC
Rio de los Frijoles at Bandelier	n/a	n/a	06/14/04	WS	F	CS	—	Metals	EPA:200.7	Iron	Fe	—	124	—	—	14.9	ug/L	—	J	115040	GF04060W35001	GELC
Rio de los Frijoles at Bandelier	n/a	n/a	12/17/03	WS	F	CS	—	Metals	EPA:200.7	Iron	Fe	—	245	—	—	14.9	ug/L	—	—	104142	GF03120W35001	GELC
Rio de los Frijoles at Bandelier	n/a	n/a	10/31/07	WP	UF	CS	—	Metals	SW-846:6010B	Iron	Fe	—	70.5	—	—	25	ug/L	J	JN-	196890	GU071000P35001	GELC
Rio de los Frijoles at Bandelier	n/a	n/a	09/20/06	WP	UF	CS	—	Metals	SW-846:6010B	Iron	Fe	—	1770	—	—	18	ug/L	—	—	172455	GU060900P35001	GELC
Rio de los Frijoles at Bandelier	n/a	n/a	06/29/05	WS	UF	CS	—	Metals	SW-846:6010B	Iron	Fe	—	356	—	—	18	ug/L	—	—	139766	GU05060P35001	GELC
Rio de los Frijoles at Bandelier	n/a	n/a	06/14/04	WS	UF	DUP	—	Metals	EPA:200.7	Iron	Fe	—	597	—	—	14.9	ug/L	—	—	115040	GU04060W35001	GELC
Rio de los Frijoles at Bandelier	n/a	n/a	10/31/07	WP	F	CS	—	Metals	SW-846:6010B	Manganese	Mn	—	9.4	—	—	2	ug/L	J	—	196890	GF071000P35001	GELC
Rio de los Frijoles at Bandelier	n/a	n/a	09/20/06	WP	F	CS	—	Metals	SW-846:6010B	Manganese	Mn	—	11	—	—	2	ug/L	—	—	172455	GF060900P35001	GELC
Rio de los Frijoles at Bandelier	n/a	n/a	06/29/05	WS	F	CS	—	Metals	SW-846:6010B	Manganese	Mn	—	7.7	—	—	2	ug/L	J	—	139766	GF05060P35001	GELC
Rio de los Frijoles at Bandelier	n/a	n/a	06/14/04	WS	F	CS	—	Metals	EPA:200.7	Manganese	Mn	<	10.7	—	—	0.304	ug/L	—	UJ	115040	GF04060W35001	GELC
Rio de los Frijoles at Bandelier	n/a	n/a	12/17/03	WS	F	CS	—	Metals	EPA:200.7	Manganese	Mn	—	12.4	—	—	0.304	ug/L	—	—	104142	GF03120W35001	GELC
Rio de los Frijoles at Bandelier	n/a	n/a	10/31/07	WP	UF	CS	—	Metals	SW-846:6010B	Manganese	Mn	—	10.4	—	—	2	ug/L	—	—	196890	GU071000P35001	GELC
Rio de los Frijoles at Bandelier	n/a	n/a	09/20/06	WP	UF	CS	—	Metals	SW-846:6010B	Manganese	Mn	—	85.7	—	—	2	ug/L	—	—	172455	GU060900P35001	GELC
Rio de los Frijoles at Bandelier	n/a	n/a	06/29/05	WS	UF	CS	—	Metals	SW-846:6010B	Manganese	Mn	—	22	—	—	2	ug/L	—	—	139766	GU05060P35001	GELC
Rio de los Frijoles at Bandelier	n/a	n/a	06/14/04	WS	UF	DUP	—	Metals	EPA:200.7	Manganese	Mn	—	44.5	—	—	0.304	ug/L	—	—	115040	GU04060W35001	GELC
Rio de los Frijoles at Bandelier	n/a	n/a	10/31/07	WP	F	CS	—	Metals	SW-846:6010B	Strontium	Sr	—	53.4	—	—	1	ug/L	—	—	196890	GF071000P35001	GELC
Rio de los Frijoles at Bandelier	n/a	n/a	09/20/06	WP	F	CS	—	Metals	SW-846:6010B	Strontium	Sr	—	73.5	—	—	1	ug/L	—	—	172455	GF060900P35001	GELC
Rio de los Frijoles at Bandelier	n/a	n/a	06/29/05	WS	F	CS	—	Metals	SW-846:6010B	Strontium	Sr	—	64.1	—	—	1	ug/L	—	—	139766	GF05060P35001	GELC
Rio de los Frijoles at Bandelier	n/a	n/a	06/14/04	WS	F	CS	—	Metals	EPA:200.7	Strontium	Sr	<	57	—	—	0.238	ug/L	—	UJ	115040	GF04060W35001	GELC
Rio de los Frijoles at Bandelier	n/a	n/a	12/17/03	WS	F	CS	—	Metals	EPA:200.7	Strontium	Sr	—	48.4	—	—	0.238	ug/L	—	—	104142	GF03120W35001	GELC
Rio de los Frijoles at Bandelier	n/a	n/a	10/31/07	WP	UF	CS	—	Metals	SW-846:6010B	Strontium	Sr	—	53.7	—	—	1	ug/L	—	—	196890	GU071000P35001	GELC
Rio de los Frijoles at Bandelier	n/a	n/a	09/20/06	WP	UF	CS	—	Metals	SW-846:6010B	Strontium	Sr	—	115	—	—	1	ug/L	—	—	172455	GU060900P35001	GELC
Rio de los Frijoles at Bandelier	n/a	n/a	06/29/05	WS	UF	CS	—	Metals	SW-846:6010B	Strontium	Sr	—	64	—	—	1	ug/L	—	—	139766	GU05060P35001	GELC
Rio de los Frijoles at Bandelier	n/a	n/a	06/14/04	WS	UF	DUP	—	Metals	EPA:200.7	Strontium	Sr	—	60.1	—	—	0.238	ug/L	—	—	115040	GU04060W35001	GELC
Rio de los Frijoles at Bandelier	n/a	n/a	10/31/07	WP	F	CS	—	Metals	SW-846:6010B	Vanadium	V	—	3.5	—	—	1	ug/L	J	—	196890	GF071000P35001	GELC
Rio de los Frijoles at Bandelier	n/a	n/a	09/20/06	WP	F	CS	—	Metals	SW-846:6010B	Vanadium	V	—	2.8	—	—	1	ug/L	J	—	172455	GF060900P35001	GELC
Rio de los Frijoles at Bandelier	n/a	n/a	06/29/05	WS	F	CS	—	Metals	SW-846:6010B	Vanadium	V	<	4.8	—	—	1	ug/L	J	U	139766	GF05060P35001	GELC
Rio de los Frijoles at Bandelier	n/a	n/a	06/14/04	WS	F	CS	—	Metals	EPA:200.7	Vanadium	V	<	5.73	—	—	0.732	ug/L	—	UJ	115040	GF04060W35001	GELC
Rio de los Frijoles at Bandelier	n/a	n/a	12/17/03	WS	F	CS	—	Metals	EPA:200.7	Vanadium	V	—	3.12	—	—	0.732	ug/L	B	—	104142	GF03120W35001	GELC
Rio de los Frijoles at Bandelier	n/a	n/a	10/31/07	WP	UF	CS	—	Metals	SW-846:6010B	Vanadium	V	—	3.6	—	—	1	ug/L	J	—	196890	GU071000P35001	GELC
Rio de los Frijoles at Bandelier	n/a	n/a	09/20/06	WP	UF	CS	—	Metals	SW-846:6010B	Vanadium	V	—	4.8	—	—	1	ug/L	J	—	172455	GU060900P35001	GELC
Rio de los Frijoles at Bandelier	n/a	n/a	06/29/05	WS	UF	CS	—	Metals	SW-846:6010B	Vanadium	V	<	5.3	—	—	1	ug/L	—	U	139766	GU05060P35001	GELC
Rio de los Frijoles at Bandelier	n/a	n/a	06/14/04	WS	UF	DUP	—	Metals	EPA:200.7	Vanadium	V	—	6.09	—	—	0.732	ug/L	—	—	115040	GU04060W35001	GELC
Rio de los Frijoles at Bandelier	n/a	n/a	10/31/07	WP	F	CS	—	Metals	SW-846:6010B	Zinc	Zn	—	2.7	—	—	2	ug/L	J	—	196890	GF071000P35001	GELC
Rio de los Frijoles at Bandelier	n/a	n/a	09/20/06	WP	F	CS	—	Metals	SW-846:6010B	Zinc	Zn	<	2.2	—	—	2	ug/L	J	U	172455	GF060900P35001	GELC
Rio de los Frijoles at Bandelier	n/a	n/a	06/29/05	WS	F	CS	—	Metals	SW-846:6010B	Zinc	Zn	<	4.1	—	—	2	ug/L	J	U	139766	GF05060P35001	GELC
Rio de los Frijoles at Bandelier	n/a	n/a	06/14/04	WS	F	CS	—	Metals	EPA:200.7	Zinc	Zn	<	2.91	—	—	0.406	ug/L	B	UJ	115040	GF04060W35001	GELC
Rio de los Frijoles at Bandelier	n/a	n/a	12/17/03	WS	F	CS	—	Metals	EPA:200.7	Zinc	Zn	—	11	—	—	0.406	ug/L	—	—	104142	GF03120W35001	GELC
Rio de los Frijoles at Bandelier	n/a	n/a	10/31/07	WP	UF	CS	—	Metals	SW-846:6010B	Zinc	Zn	—	2.4	—	—	2	ug/L	J	—	196890	GU071000P35001	GELC
Rio de los Frijoles at Bandelier	n/a	n/a	09/20/06	WP	UF	CS	—	Metals	SW-846:6010B	Zinc	Zn	<	8.6	—	—	2	ug/L	J	U	172455	GU060900P35001	GELC
Rio de los Frijoles at Bandelier	n/a	n/a	06/29/05	WS	UF	CS	—	Metals	SW-846:6010B	Zinc	Zn	<	4.8	—	—	2	ug/L	J	U	139766	GU05060P35001	GELC
Rio de los Frijoles at Bandelier	n/a	n/a	06/14/04	WS	UF	DUP	—	Metals	EPA:200.7	Zinc	Zn	—	5.24	—	—	0.406	ug/L	—	—	115040	GU04060W35001	GELC
Rio de los Frijoles at Bandelier	n/a	n/a	10/31/07	WP	F	CS	—	Rad	HASL-300	Americium-241	Am-241	<	-0.00116	0.0008	0.0315	—	pCi/L	U	U	196890	GF071000P35001	GELC
Rio de los Frijoles at Bandelier	n/a	n/a	09/20/06	WP	F	CS	—	Rad	HASL-300	Americium-241	Am-241	<	-0.00428	0.0034	0.0355	—	pCi/L	U	U	172455	GF060900P35001	GELC
Rio de los Frijoles at Bandelier	n/a	n/a	06/29/05	WS	F	CS	—	Rad	HASL-300	Americium-241	Am-241	<	0.0221	0.0059	0.045	—	pCi/L	U	U	139766	GF05060P35001	GELC
Rio de los Frijoles at Bandelier	n/a	n/a	10/31/07	WP	UF	CS	—	Rad	HASL-300	Americium-241	Am-241	<	-0.00915	0.0015	0.0316	—	pCi/L	U	U	196890	GU071000P35001	GELC
Rio de los Frijoles at Bandelier	n/a	n/a	09/20/06	WP	UF	CS	—	Rad	HASL-300	Americium-241	Am-241	<	-0.00532	0.0015	0.0439	—	pCi/L	U	U	172455	GU060900P35001	GELC
Rio de los Frijoles at Bandelier	n/a	n/a	06/29/05	WS	UF	CS	—	Rad	HASL-300	Americium-241	Am-241	<	0.0116	0.0048	0.046	—	pCi/L	U	U	139766	GU05060P35001	GELC
Rio de los Frijoles at Bandelier	n/a	n/a	06/14/04	WS	UF	CS	—	Rad	EPA:901.1	Americium-241	Am-241	<	1.27	2.3667	18.4	—	pCi/L	U	U	115040	GU04060W35001	GELC
Rio de los Frijoles at Bandelier	n/a	n/a	06/14/04	WS	UF	CS	—	Rad	Alpha-Spec	Americium-241	Am-241	<	0	0.0019	0.04	—	pCi/L	U	U	115040	GU04060W35001	GELC
Rio de los Frijoles at Bandelier	n/a	n/a	06/14/04	WS	UF	DUP	—	Rad	Alpha-Spec	Americium-241	Am-241	<	0.026	0.0036	0.038	—	pCi/L	U	—	115040	GU04060W35001	GELC
Rio de los Frijoles at Bandelier	n/a	n/a	12/17/03	WS	UF	CS	—	Rad	EPA:901.1	Americium-241	Am-241	<	-3.96	3.3167	29.8	—	pCi/L	U	U	104142		

Ancho Canyon Watershed Last Four Analytical Results
for Sampling September 25, 2007 - November 10, 2007

Location	Port	Depth (ft)	Date	Field Matrix	Field Prep	Lab Sample Type	Field QC Type	Suite	Method	Analyte Desc	Analyte	Symbol	Result	1-sigma TPU	MDA	MDL	Units	Lab Qual	2nd Qual	Request	Sample	Lab
Rio de los Frijoles at Bandelier	n/a	n/a	10/31/07	WP	F	CS	—	Rad	EPA:901.1	Cesium-137	Cs-137	<	-0.0149	0.4567	4.43	—	pCi/L	U	U	196890	GF071000P35001	GELC
Rio de los Frijoles at Bandelier	n/a	n/a	09/20/06	WP	F	CS	—	Rad	EPA:901.1	Cesium-137	Cs-137	<	0.586	0.3067	3.06	—	pCi/L	U	U	172455	GF060900P35001	GELC
Rio de los Frijoles at Bandelier	n/a	n/a	06/29/05	WS	F	CS	—	Rad	EPA:901.1	Cesium-137	Cs-137	<	1.5	0.2230	2.56	—	pCi/L	U	U	139766	GF05060P35001	GELC
Rio de los Frijoles at Bandelier	n/a	n/a	10/31/07	WP	UF	CS	—	Rad	EPA:901.1	Cesium-137	Cs-137	<	-1.3	0.4367	3.97	—	pCi/L	U	U	196890	GU071000P35001	GELC
Rio de los Frijoles at Bandelier	n/a	n/a	09/20/06	WP	UF	CS	—	Rad	EPA:901.1	Cesium-137	Cs-137	<	0.0182	0.4200	4.47	—	pCi/L	U	U	172455	GU060900P35001	GELC
Rio de los Frijoles at Bandelier	n/a	n/a	06/29/05	WS	UF	CS	—	Rad	EPA:901.1	Cesium-137	Cs-137	<	0.993	0.2470	2.77	—	pCi/L	U	U	139766	GU05060P35001	GELC
Rio de los Frijoles at Bandelier	n/a	n/a	06/14/04	WS	UF	CS	—	Rad	EPA:901.1	Cesium-137	Cs-137	<	0.716	0.3180	3.53	—	pCi/L	U	U	115040	GU04060W35001	GELC
Rio de los Frijoles at Bandelier	n/a	n/a	12/17/03	WS	UF	CS	—	Rad	EPA:901.1	Cesium-137	Cs-137	<	0	1.3667	16.2	—	pCi/L	UU	R	104142	GU03120W35001	GELC
Rio de los Frijoles at Bandelier	n/a	n/a	10/31/07	WP	F	CS	—	Rad	EPA:901.1	Cobalt-60	Co-60	<	-0.625	0.4733	4.42	—	pCi/L	U	U	196890	GF071000P35001	GELC
Rio de los Frijoles at Bandelier	n/a	n/a	09/20/06	WP	F	CS	—	Rad	EPA:901.1	Cobalt-60	Co-60	<	1.47	0.32	3.33	—	pCi/L	U	U	172455	GF060900P35001	GELC
Rio de los Frijoles at Bandelier	n/a	n/a	06/29/05	WS	F	CS	—	Rad	EPA:901.1	Cobalt-60	Co-60	<	1.6	0.248	2.96	—	pCi/L	U	U	139766	GF05060P35001	GELC
Rio de los Frijoles at Bandelier	n/a	n/a	10/31/07	WP	UF	CS	—	Rad	EPA:901.1	Cobalt-60	Co-60	<	1.79	0.483	5.34	—	pCi/L	U	U	196890	GU071000P35001	GELC
Rio de los Frijoles at Bandelier	n/a	n/a	09/20/06	WP	UF	CS	—	Rad	EPA:901.1	Cobalt-60	Co-60	<	-1.22	0.473	4.95	—	pCi/L	U	U	172455	GU060900P35001	GELC
Rio de los Frijoles at Bandelier	n/a	n/a	06/29/05	WS	UF	CS	—	Rad	EPA:901.1	Cobalt-60	Co-60	<	-0.491	0.244	2.56	—	pCi/L	U	U	139766	GU05060P35001	GELC
Rio de los Frijoles at Bandelier	n/a	n/a	06/14/04	WS	UF	CS	—	Rad	EPA:901.1	Cobalt-60	Co-60	<	-0.106	0.289	3.25	—	pCi/L	U	U	115040	GU04060W35001	GELC
Rio de los Frijoles at Bandelier	n/a	n/a	12/17/03	WS	UF	CS	—	Rad	EPA:901.1	Cobalt-60	Co-60	<	-0.548	0.823	9.05	—	pCi/L	U	U	104142	GU03120W35001	GELC
Rio de los Frijoles at Bandelier	n/a	n/a	10/31/07	WP	F	CS	—	Rad	EPA:900	Gross alpha	GROSSA	<	0.784	0.206	2.02	—	pCi/L	U	U	196890	GF071000P35001	GELC
Rio de los Frijoles at Bandelier	n/a	n/a	09/20/06	WP	F	CS	—	Rad	EPA:900	Gross alpha	GROSSA	<	-0.732	0.125	2.47	—	pCi/L	U	U	172455	GF060900P35001	GELC
Rio de los Frijoles at Bandelier	n/a	n/a	06/29/05	WS	F	CS	—	Rad	EPA:900	Gross alpha	GROSSA	<	-0.326	0.094	1.4	—	pCi/L	U	U	139766	GF05060P35001	GELC
Rio de los Frijoles at Bandelier	n/a	n/a	10/31/07	WP	UF	CS	—	Rad	EPA:900	Gross alpha	GROSSA	<	2.77	0.321	2.23	—	pCi/L	—	J	196890	GU071000P35001	GELC
Rio de los Frijoles at Bandelier	n/a	n/a	09/20/06	WP	UF	CS	—	Rad	EPA:900	Gross alpha	GROSSA	<	2.25	0.302	2.32	—	pCi/L	U	U	172455	GU060900P35001	GELC
Rio de los Frijoles at Bandelier	n/a	n/a	06/29/05	WS	UF	CS	—	Rad	EPA:900	Gross alpha	GROSSA	<	0.447	0.091	1	—	pCi/L	U	U	139766	GU05060P35001	GELC
Rio de los Frijoles at Bandelier	n/a	n/a	06/14/04	WS	UF	CS	—	Rad	EPA:900	Gross alpha	GROSSA	<	1.83	0.157	1.16	—	pCi/L	—	J	115040	GU04060W35001	GELC
Rio de los Frijoles at Bandelier	n/a	n/a	06/14/04	WS	UF	DUP	—	Rad	EPA:900	Gross alpha	GROSSA	<	1.24	0.169	1.75	—	pCi/L	U	—	115040	GU04060W35001	GELC
Rio de los Frijoles at Bandelier	n/a	n/a	12/17/03	WS	UF	CS	—	Rad	EPA:900	Gross alpha	GROSSA	<	0.0766	0.089	1.23	—	pCi/L	U	U	104142	GU03120W35001	GELC
Rio de los Frijoles at Bandelier	n/a	n/a	10/31/07	WP	F	CS	—	Rad	EPA:900	Gross beta	GROSSB	<	1.41	0.259	2.49	—	pCi/L	U	U	196890	GF071000P35001	GELC
Rio de los Frijoles at Bandelier	n/a	n/a	09/20/06	WP	F	CS	—	Rad	EPA:900	Gross beta	GROSSB	—	3.3	0.332	2.99	—	pCi/L	—	J	172455	GF060900P35001	GELC
Rio de los Frijoles at Bandelier	n/a	n/a	06/29/05	WS	F	CS	—	Rad	EPA:900	Gross beta	GROSSB	—	3.01	0.24	2.44	—	pCi/L	—	J+	139766	GF05060P35001	GELC
Rio de los Frijoles at Bandelier	n/a	n/a	10/31/07	WP	UF	CS	—	Rad	EPA:900	Gross beta	GROSSB	<	1.91	0.27	2.51	—	pCi/L	U	U	196890	GU071000P35001	GELC
Rio de los Frijoles at Bandelier	n/a	n/a	09/20/06	WP	UF	CS	—	Rad	EPA:900	Gross beta	GROSSB	—	5.97	0.40	3.46	—	pCi/L	—	J	172455	GU060900P35001	GELC
Rio de los Frijoles at Bandelier	n/a	n/a	06/29/05	WS	UF	CS	—	Rad	EPA:900	Gross beta	GROSSB	—	2.92	0.24	2.56	—	pCi/L	—	J+	139766	GU05060P35001	GELC
Rio de los Frijoles at Bandelier	n/a	n/a	06/14/04	WS	UF	CS	—	Rad	EPA:900	Gross beta	GROSSB	—	3.32	0.26	2.81	—	pCi/L	—	J	115040	GU04060W35001	GELC
Rio de los Frijoles at Bandelier	n/a	n/a	06/14/04	WS	UF	DUP	—	Rad	EPA:900	Gross beta	GROSSB	—	4.25	0.20	1.96	—	pCi/L	—	—	115040	GU04060W35001	GELC
Rio de los Frijoles at Bandelier	n/a	n/a	12/17/03	WS	UF	CS	—	Rad	EPA:900	Gross beta	GROSSB	<	-0.147	0.09	1.14	—	pCi/L	U	U	104142	GU03120W35001	GELC
Rio de los Frijoles at Bandelier	n/a	n/a	10/31/07	WP	F	CS	—	Rad	EPA:901.1	Gross gamma	GROSSG	<	89.2	19.33	253	—	pCi/L	U	U	196890	GF071000P35001	GELC
Rio de los Frijoles at Bandelier	n/a	n/a	09/20/06	WP	F	CS	—	Rad	EPA:901.1	Gross gamma	GROSSG	<	92.2	22.70	331	—	pCi/L	U	U	172455	GF060900P35001	GELC
Rio de los Frijoles at Bandelier	n/a	n/a	06/29/05	WS	F	CS	—	Rad	EPA:901.1	Gross gamma	GROSSG	<	57.6	21.73	181	—	pCi/L	U	U	139766	GF05060P35001	GELC
Rio de los Frijoles at Bandelier	n/a	n/a	10/31/07	WP	UF	CS	—	Rad	EPA:901.1	Gross gamma	GROSSG	<	52	21.03	183	—	pCi/L	U	U	196890	GU071000P35001	GELC
Rio de los Frijoles at Bandelier	n/a	n/a	09/20/06	WP	UF	CS	—	Rad	EPA:901.1	Gross gamma	GROSSG	<	112	31.83	330	—	pCi/L	U	U	172455	GU060900P35001	GELC
Rio de los Frijoles at Bandelier	n/a	n/a	06/29/05	WS	UF	CS	—	Rad	EPA:901.1	Gross gamma	GROSSG	<	54.7	23.27	214	—	pCi/L	U	U	139766	GU05060P35001	GELC
Rio de los Frijoles at Bandelier	n/a	n/a	06/14/04	WS	UF	CS	—	Rad	EPA:901.1	Gross gamma	GROSSG	<	68	32.30	266	—	pCi/L	U	U	115040	GU04060W35001	GELC
Rio de los Frijoles at Bandelier	n/a	n/a	12/17/03	WS	UF	CS	—	Rad	EPA:901.1	Gross gamma	GROSSG	<	195	2.86	767	—	pCi/L	U	U	104142	GU03120W35001	GELC
Rio de los Frijoles at Bandelier	n/a	n/a	10/31/07	WP	F	CS	—	Rad	EPA:901.1	Neptunium-237	Np-237	<	2.2	3.40	33.2	—	pCi/L	U	U	196890	GF071000P35001	GELC
Rio de los Frijoles at Bandelier	n/a	n/a	09/20/06	WP	F	CS	—	Rad	EPA:901.1	Neptunium-237	Np-237	<	14.7	2.61	23.1	—	pCi/L	U	U	172455	GF060900P35001	GELC
Rio de los Frijoles at Bandelier	n/a	n/a	06/29/05	WS	F	CS	—	Rad	EPA:901.1	Neptunium-237	Np-237	<	-2.62	1.86	18.7	—	pCi/L	U	U	139766	GF05060P35001	GELC
Rio de los Frijoles at Bandelier	n/a	n/a	10/31/07	WP	UF	CS	—	Rad	EPA:901.1	Neptunium-237	Np-237	<	5.78	3.43	31	—	pCi/L	U	U	196890	GU071000P35001	GELC
Rio de los Frijoles at Bandelier	n/a	n/a	09/20/06	WP	UF	CS	—	Rad	EPA:901.1	Neptunium-237	Np-237	<	12.6	2.92	30.9	—	pCi/L	U	U	172455	GU060900P35001	GELC
Rio de los Frijoles at Bandelier	n/a	n/a	06/29/05	WS	UF	CS	—	Rad	EPA:901.1	Neptunium-237	Np-237	<	14.2	1.837	17	—	pCi/L	U	U	139766	GU05060P35001	GELC
Rio de los Frijoles at Bandelier	n/a	n/a	06/14/04	WS	UF	CS	—	Rad	EPA:901.1	Neptunium-237	Np-237	<	0.354	2.227	23.4	—	pCi/L	U	U	115040	GU04060W35001	GELC
Rio de los Frijoles at Bandelier	n/a	n/a	12/17/03	WS	UF	CS	—	Rad	EPA:901.1	Neptunium-237	Np-237	<	-15.4	5.133	50.3	—	pCi/L	U	U	104142	GU03120W35001	GELC
Rio de los Frijoles at Bandelier	n/a	n/a	10/31/07	WP	F	CS	—	Rad	HASL-300	Plutonium-238	Pu-238	<	0.0172	0.003	0.0376	—	pCi/L	U	U	196890	GF071000P35001	GELC
Rio de los Frijoles at Bandelier	n/a	n/a	09/20/06	WP	F	CS	—	Rad	HASL-300	Plutonium-238	Pu-238	<	-0.0052	0.002	0.025	—	pCi/L	U	U	172455	GF060900P35001	GELC
Rio de los Frijoles at Bandelier	n/a	n/a	06/29/05	WS	F	CS	—	Rad	HASL-300	Plutonium-238	Pu-238	<	-0.0216	0.006	0.056	—	pCi/L	U	U	139766	GF05060P35001	GELC
Rio de los Frijoles at Bandelier	n/a	n/a	10/31/07	WP	UF	CS	—	Rad	HASL-300	Plutonium-238	Pu-238	<	-0.00331	0.002	0.0577	—	pCi/L	U	U	196890	GU071000P35001	GELC
Rio de los Frijoles at Bandelier	n/a	n/a	09/20/06	WP	UF	CS	—	Rad	HASL-300	Plutonium-238	Pu-238	<	-0.00207	0.001	0.0199	—	pCi/L	U	U	172455	GU060900P35001	GELC
Rio de los Frijoles at Bandelier	n/a	n/a	06/29/05	WS	UF	CS	—	Rad	HASL-300	Plutonium-238	Pu-238	<	-0.0107	0.004	0.055	—	pCi/L	U	U	139766	GU05060P35001	GELC
Rio de los Frijoles at Bandelier	n/a	n/a	06/14/04	WS	UF	CS	—	Rad	Alpha-Spec	Plutonium-238	Pu-238	<	0.00256	0.001	0.04	—	pCi/L	U	U	115040	GU04060W35001	GELC
Rio de los Frijoles at Bandelier	n/a	n/a	06/14/04	WS	UF	DUP	—	Rad	Alpha-Spec	Plutonium-238	Pu-238	<	-0.012	0.003	0.037	—	pCi/L	U	—	115040	GU04060W35001	GELC
Rio de los Frijoles at Bandelier	n/a	n/a	12/17/03	WS	UF	CS	—	Rad	Alpha-Spec	Plutonium-238	Pu-238	<	-0.00545	0.002	0.025	—	pCi/L	U	U	104142	GU03120W35001	GELC
Rio de los Frijoles at Bandelier	n/a	n/a	10/31/07	WP	F	CS	—	Rad	HASL-300	Plutonium-239/240	Pu-239/240	<	0.0151	0.002	0.0353	—	pCi/L	U	U	196890	GF071000P35001	GELC
Rio de los Frijoles at Bandelier	n/a	n/a	09/20/06	WP	F	CS	—	Rad	HASL-300	Plutonium-239/240	Pu-239/240	<	-0.0026	0.002	0.0291	—	pCi/L	U	U	172455</		

Ancho Canyon Watershed Last Four Analytical Results
for Sampling September 25, 2007 - November 10, 2007

Location	Port	Depth (ft)	Date	Field Matrix	Field Prep	Lab Sample Type	Field QC Type	Suite	Method	Analyte Desc	Analyte	Symbol	Result	1-sigma TPU	MDA	MDL	Units	Lab Qual	2nd Qual	Request	Sample	Lab
Rio de los Frijoles at Bandelier	n/a	n/a	06/29/05	WS	UF	CS	—	Rad	HASL-300	Plutonium-239/240	Pu-239/240	<	0.00267	0.003	0.047	—	pCi/L	U	U	139766	GU05060P35001	GELC
Rio de los Frijoles at Bandelier	n/a	n/a	06/14/04	WS	UF	CS	—	Rad	Alpha-Spec	Plutonium-239/240	Pu-239/240	<	6.1E-10	0.002	0.041	—	pCi/L	U	U	115040	GU04060W35001	GELC
Rio de los Frijoles at Bandelier	n/a	n/a	06/14/04	WS	UF	DUP	—	Rad	Alpha-Spec	Plutonium-239/240	Pu-239/240	<	0.0048	0.001	0.038	—	pCi/L	U	—	115040	GU04060W35001	GELC
Rio de los Frijoles at Bandelier	n/a	n/a	12/17/03	WS	UF	CS	—	Rad	Alpha-Spec	Plutonium-239/240	Pu-239/240	<	-0.00363	0.001	0.022	—	pCi/L	U	U	104142	GU03120W35001	GELC
Rio de los Frijoles at Bandelier	n/a	n/a	10/31/07	WP	F	CS	—	Rad	EPA:901.1	Potassium-40	K-40	<	-29.1	5.767	48.1	—	pCi/L	U	U	196890	GF071000P35001	GELC
Rio de los Frijoles at Bandelier	n/a	n/a	09/20/06	WP	F	CS	—	Rad	EPA:901.1	Potassium-40	K-40	<	9.44	4.667	45.5	—	pCi/L	U	U	172455	GF060900P35001	GELC
Rio de los Frijoles at Bandelier	n/a	n/a	06/29/05	WS	F	CS	—	Rad	EPA:901.1	Potassium-40	K-40	<	2.49	4.967	26.2	—	pCi/L	U	U	139766	GF05060P35001	GELC
Rio de los Frijoles at Bandelier	n/a	n/a	10/31/07	WP	UF	CS	—	Rad	EPA:901.1	Potassium-40	K-40	<	8.07	5.333	47.9	—	pCi/L	U	U	196890	GU071000P35001	GELC
Rio de los Frijoles at Bandelier	n/a	n/a	09/20/06	WP	UF	CS	—	Rad	EPA:901.1	Potassium-40	K-40	<	59.6	4.900	66.3	—	pCi/L	U	U	172455	GU060900P35001	GELC
Rio de los Frijoles at Bandelier	n/a	n/a	06/29/05	WS	UF	CS	—	Rad	EPA:901.1	Potassium-40	K-40	<	43.2	3.167	39.8	—	pCi/L	UI	R	139766	GU05060P35001	GELC
Rio de los Frijoles at Bandelier	n/a	n/a	06/14/04	WS	UF	CS	—	Rad	EPA:901.1	Potassium-40	K-40	<	0.561	4.500	43.8	—	pCi/L	U	U	115040	GU04060W35001	GELC
Rio de los Frijoles at Bandelier	n/a	n/a	12/17/03	WS	UF	CS	—	Rad	EPA:901.1	Potassium-40	K-40	<	118	9.733	133	—	pCi/L	U	U	104142	GU03120W35001	GELC
Rio de los Frijoles at Bandelier	n/a	n/a	10/31/07	WP	F	CS	—	Rad	EPA:901.1	Sodium-22	Na-22	<	1.77	0.390	4.52	—	pCi/L	U	U	196890	GF071000P35001	GELC
Rio de los Frijoles at Bandelier	n/a	n/a	09/20/06	WP	F	CS	—	Rad	EPA:901.1	Sodium-22	Na-22	<	-0.418	0.343	3.24	—	pCi/L	U	U	172455	GF060900P35001	GELC
Rio de los Frijoles at Bandelier	n/a	n/a	06/29/05	WS	F	CS	—	Rad	EPA:901.1	Sodium-22	Na-22	<	-1.87	0.248	2.29	—	pCi/L	U	U	139766	GF05060P35001	GELC
Rio de los Frijoles at Bandelier	n/a	n/a	10/31/07	WP	UF	CS	—	Rad	EPA:901.1	Sodium-22	Na-22	<	0.585	0.410	4.28	—	pCi/L	U	U	196890	GU071000P35001	GELC
Rio de los Frijoles at Bandelier	n/a	n/a	09/20/06	WP	UF	CS	—	Rad	EPA:901.1	Sodium-22	Na-22	<	-0.26	0.407	4.54	—	pCi/L	U	U	172455	GU060900P35001	GELC
Rio de los Frijoles at Bandelier	n/a	n/a	06/29/05	WS	UF	CS	—	Rad	EPA:901.1	Sodium-22	Na-22	<	-0.149	0.256	2.76	—	pCi/L	U	U	139766	GU05060P35001	GELC
Rio de los Frijoles at Bandelier	n/a	n/a	06/14/04	WS	UF	CS	—	Rad	EPA:901.1	Sodium-22	Na-22	<	0.704	0.340	3.59	—	pCi/L	U	U	115040	GU04060W35001	GELC
Rio de los Frijoles at Bandelier	n/a	n/a	12/17/03	WS	UF	CS	—	Rad	EPA:901.1	Sodium-22	Na-22	<	3.3	1.033	12	—	pCi/L	U	U	104142	GU03120W35001	GELC
Rio de los Frijoles at Bandelier	n/a	n/a	10/31/07	WP	F	CS	—	Rad	EPA:905.0	Strontium-90	Sr-90	<	0.0177	0.031	0.361	—	pCi/L	U	U	196890	GF071000P35001	GELC
Rio de los Frijoles at Bandelier	n/a	n/a	09/20/06	WP	F	CS	—	Rad	EPA:905.0	Strontium-90	Sr-90	<	0.0172	0.0215	0.243	—	pCi/L	U	U	172455	GF060900P35001	GELC
Rio de los Frijoles at Bandelier	n/a	n/a	06/29/05	WS	F	CS	—	Rad	EPA:905.0	Strontium-90	Sr-90	<	-0.0581	0.0176	0.238	—	pCi/L	U	U	139766	GF05060P35001	GELC
Rio de los Frijoles at Bandelier	n/a	n/a	10/31/07	WP	UF	CS	—	Rad	EPA:905.0	Strontium-90	Sr-90	<	0.157	0.0437	0.449	—	pCi/L	U	U	196890	GU071000P35001	GELC
Rio de los Frijoles at Bandelier	n/a	n/a	09/20/06	WP	UF	CS	—	Rad	EPA:905.0	Strontium-90	Sr-90	<	0.141	0.0324	0.327	—	pCi/L	U	U	172455	GU060900P35001	GELC
Rio de los Frijoles at Bandelier	n/a	n/a	06/29/05	WS	UF	CS	—	Rad	EPA:905.0	Strontium-90	Sr-90	<	0.0916	0.0208	0.252	—	pCi/L	U	U	139766	GU05060P35001	GELC
Rio de los Frijoles at Bandelier	n/a	n/a	06/14/04	WS	UF	CS	—	Rad	GFPC	Strontium-90	Sr-90	<	0.0769	0.0293	0.354	—	pCi/L	U	U	115040	GU04060W35001	GELC
Rio de los Frijoles at Bandelier	n/a	n/a	06/14/04	WS	UF	DUP	—	Rad	GFPC	Strontium-90	Sr-90	<	0.0758	0.0253	0.304	—	pCi/L	U	—	115040	GU04060W35001	GELC
Rio de los Frijoles at Bandelier	n/a	n/a	12/17/03	WS	UF	CS	—	Rad	GFPC	Strontium-90	Sr-90	<	0.11	0.0159	0.145	—	pCi/L	U	U	104142	GU03120W35001	GELC
Rio de los Frijoles at Bandelier	n/a	n/a	10/31/07	WP	F	CS	—	Rad	HASL-300	Uranium-234	U-234	<	0.0326	0.0039	0.0626	—	pCi/L	U	U	196890	GF071000P35001	GELC
Rio de los Frijoles at Bandelier	n/a	n/a	09/20/06	WP	F	CS	—	Rad	HASL-300	Uranium-234	U-234	—	0.119	0.0070	0.0507	—	pCi/L	—	J	172455	GF060900P35001	GELC
Rio de los Frijoles at Bandelier	n/a	n/a	06/29/05	WS	F	CS	—	Rad	HASL-300	Uranium-234	U-234	—	0.0995	0.0065	0.092	—	pCi/L	—	J	139766	GF05060P35001	GELC
Rio de los Frijoles at Bandelier	n/a	n/a	10/31/07	WP	UF	CS	—	Rad	HASL-300	Uranium-234	U-234	<	0.0323	0.0038	0.0664	—	pCi/L	U	U	196890	GU071000P35001	GELC
Rio de los Frijoles at Bandelier	n/a	n/a	09/20/06	WP	UF	CS	—	Rad	HASL-300	Uranium-234	U-234	—	0.333	0.0118	0.047	—	pCi/L	—	—	172455	GU060900P35001	GELC
Rio de los Frijoles at Bandelier	n/a	n/a	06/29/05	WS	UF	CS	—	Rad	HASL-300	Uranium-234	U-234	<	0.0799	0.0057	0.097	—	pCi/L	U	U	139766	GU05060P35001	GELC
Rio de los Frijoles at Bandelier	n/a	n/a	06/14/04	WS	UF	CS	—	Rad	Alpha-Spec	Uranium-234	U-234	—	0.122	0.0068	0.074	—	pCi/L	—	JN+	115040	GU04060W35001	GELC
Rio de los Frijoles at Bandelier	n/a	n/a	06/14/04	WS	UF	DUP	—	Rad	Alpha-Spec	Uranium-234	U-234	—	0.0933	0.0064	0.073	—	pCi/L	—	—	115040	GU04060W35001	GELC
Rio de los Frijoles at Bandelier	n/a	n/a	12/17/03	WS	UF	CS	—	Rad	Alpha-Spec	Uranium-234	U-234	<	0.0207	0.0049	0.043	—	pCi/L	U	U	104142	GU03120W35001	GELC
Rio de los Frijoles at Bandelier	n/a	n/a	10/31/07	WP	F	CS	—	Rad	HASL-300	Uranium-235/Uranium-236	U-235/236	<	0.00269	0.0020	0.0372	—	pCi/L	U	U	196890	GF071000P35001	GELC
Rio de los Frijoles at Bandelier	n/a	n/a	09/20/06	WP	F	CS	—	Rad	HASL-300	Uranium-235/Uranium-236	U-235/236	<	0.015	0.0033	0.0427	—	pCi/L	U	U	172455	GF060900P35001	GELC
Rio de los Frijoles at Bandelier	n/a	n/a	06/29/05	WS	F	CS	—	Rad	HASL-300	Uranium-235/Uranium-236	U-235/236	<	0.0302	0.0038	0.056	—	pCi/L	U	U	139766	GF05060P35001	GELC
Rio de los Frijoles at Bandelier	n/a	n/a	10/31/07	WP	UF	CS	—	Rad	HASL-300	Uranium-235/Uranium-236	U-235/236	<	-0.00285	0.002	0.0394	—	pCi/L	U	U	196890	GU071000P35001	GELC
Rio de los Frijoles at Bandelier	n/a	n/a	09/20/06	WP	UF	CS	—	Rad	HASL-300	Uranium-235/Uranium-236	U-235/236	<	0.00835	0.004	0.0396	—	pCi/L	U	U	172455	GU060900P35001	GELC
Rio de los Frijoles at Bandelier	n/a	n/a	06/29/05	WS	UF	CS	—	Rad	HASL-300	Uranium-235/Uranium-236	U-235/236	<	-0.00321	0.002	0.06	—	pCi/L	U	U	139766	GU05060P35001	GELC
Rio de los Frijoles at Bandelier	n/a	n/a	06/14/04	WS	UF	CS	—	Rad	Alpha-Spec	Uranium-235/Uranium-236	U-235/236	<	0.0122	0.003	0.045	—	pCi/L	U	JN+	115040	GU04060W35001	GELC
Rio de los Frijoles at Bandelier	n/a	n/a	06/14/04	WS	UF	DUP	—	Rad	Alpha-Spec	Uranium-235/Uranium-236	U-235/236	—	0.0456	0.005	0.045	—	pCi/L	—	—	115040	GU04060W35001	GELC
Rio de los Frijoles at Bandelier	n/a	n/a	12/17/03	WS	UF	CS	—	Rad	Alpha-Spec	Uranium-235/Uranium-236	U-235/236	<	-0.0264	0.003	0.025	—	pCi/L	U	R	104142	GU03120W35001	GELC
Rio de los Frijoles at Bandelier	n/a	n/a	10/31/07	WP	F	CS	—	Rad	HASL-300	Uranium-238	U-238	<	0.0239	0.003	0.0418	—	pCi/L	U	U	196890	GF071000P35001	GELC
Rio de los Frijoles at Bandelier	n/a	n/a	09/20/06	WP	F	CS	—	Rad	HASL-300	Uranium-238	U-238	—	0.0704	0.006	0.0539	—	pCi/L	—	J	172455	GF060900P35001	GELC
Rio de los Frijoles at Bandelier	n/a	n/a	06/29/05	WS	F	CS	—	Rad	HASL-300	Uranium-238	U-238	<	0.0422	0.005	0.065	—	pCi/L	U	U	139766	GF05060P35001	GELC
Rio de los Frijoles at Bandelier	n/a	n/a	10/31/07	WP	UF	CS	—	Rad	HASL-300	Uranium-238	U-238	<	0.0323	0.003	0.0443	—	pCi/L	U	U	196890	GU071000P35001	GELC
Rio de los Frijoles at Bandelier	n/a	n/a	09/20/06	WP	UF	CS	—	Rad	HASL-300	Uranium-238	U-238	—	0.189	0.009	0.0499	—	pCi/L	—	—	172455	GU060900P35001	GELC
Rio de los Frijoles at Bandelier	n/a	n/a	06/29/05	WS	UF	CS	—	Rad	HASL-300	Uranium-238	U-238	<	0.048	0.005	0.069	—	pCi/L	U	U	139766	GU05060P35001	GELC
Rio de los Frijoles at Bandelier	n/a	n/a	06/14/04	WS	UF	CS	—	Rad	EPA:901.1	Uranium-238	U-238	<	6.07	27.300	163	—	pCi/L	U	U	115040	GU04060W35001	GELC
Rio de los Frijoles at Bandelier	n/a	n/a	06/14/04	WS	UF	CS	—	Rad	Alpha-Spec	Uranium-238	U-238	<	0.0413	0.003	0.052	—	pCi/L	U	U	115040	GU04060W35001	GELC
Rio de los Frijoles at Bandelier	n/a	n/a	06/14/04	WS	UF	DUP	—	Rad	Alpha-Spec	Uranium-238	U-238	<	0.0502	0.005	0.052	—	pCi/L	U	—	115040	GU04060W35001	GELC
Rio de los Frijoles at Bandelier	n/a	n/a	12/17/03	WS	UF	CS	—	Rad	EPA:901.1	Uranium-238	U-238	<	10.5	48.333	257	—	pCi/L	U	U	104142	GU03120W35001	GELC
Rio de los Frijoles at Bandelier	n/a	n/a	12/17/03	WS	UF	CS	—	Rad	Alpha-Spec	Uranium-238	U-238	<	0.0169	0.003	0.028	—	pCi/L	U	U	104142	GU03120W35001	GELC
Rio de los Frijoles at Bandelier	n/a	n/a	10/31/07	WP	UF	CS	—	VOA	SW-846:8260B	Acetone	67-64-1	—	2.26	—	—	1.25	ug/L	J	J-	196890	GU071000P35001	GELC
R																						

Ancho Canyon Watershed Last Four Analytical Results
for Sampling September 25, 2007 - November 10, 2007

Location	Port	Depth (ft)	Date	Field Matrix	Field Prep	Lab Sample Type	Field QC Type	Suite	Method	Analyte Desc	Analyte	Symbol	Result	1-sigma TPU	MDA	MDL	Units	Lab Qual	2nd Qual	Request	Sample	Lab
Test Well DT-10	1811	1080	05/16/07	WG	F	CS	—	Geninorg	EPA:310.1	Alkalinity-CO ₃ +HCO ₃	Alkalinity-CO ₃ +HCO ₃	—	61.6	—	—	0.725	mg/L	—	—	186318	GF070500G01T01	GELC
Test Well DT-10	1811	1080	12/04/06	WG	F	CS	—	Geninorg	EPA:310.1	Alkalinity-CO ₃ +HCO ₃	Alkalinity-CO ₃ +HCO ₃	—	63.9	—	—	0.725	mg/L	—	—	177228	GF061100G01T01	GELC
Test Well DT-10	1811	1080	07/19/05	WG	F	CS	—	Geninorg	EPA:310.1	Alkalinity-CO ₃ +HCO ₃	Alkalinity-CO ₃ +HCO ₃	—	63.7	—	—	1.45	mg/L	—	—	141235	GF05070G01T01	GELC
Test Well DT-10	1811	1080	12/04/06	WG	UF	CS	—	Geninorg	EPA:310.1	Alkalinity-CO ₃ +HCO ₃	Alkalinity-CO ₃ +HCO ₃	—	64.5	—	—	0.725	mg/L	—	—	177228	GU061100G01T01	GELC
Test Well DT-10	1811	1080	06/22/04	WG	UF	CS	—	Geninorg	EPA:310.1	Alkalinity-CO ₃ +HCO ₃	Alkalinity-CO ₃ +HCO ₃	—	110	—	—	1.45	mg/L	—	—	115578	GU04060G01T01	GELC
Test Well DT-10	1811	1080	10/30/07	WG	F	CS	—	Geninorg	SW-846:6010B	Calcium	Ca	—	11.2	—	—	0.03	mg/L	—	—	196782	GF071000G01T01	GELC
Test Well DT-10	1811	1080	05/16/07	WG	F	CS	—	Geninorg	SW-846:6010B	Calcium	Ca	—	11.3	—	—	0.036	mg/L	—	—	186318	GF070500G01T01	GELC
Test Well DT-10	1811	1080	12/04/06	WG	F	CS	—	Geninorg	SW-846:6010B	Calcium	Ca	—	11.8	—	—	0.036	mg/L	—	—	177228	GF061100G01T01	GELC
Test Well DT-10	1811	1080	07/19/05	WG	F	CS	—	Geninorg	SW-846:6010B	Calcium	Ca	—	11.1	—	—	0.036	mg/L	—	—	141235	GF05070G01T01	GELC
Test Well DT-10	1811	1080	10/30/07	WG	UF	CS	—	Geninorg	SW-846:6010B	Calcium	Ca	—	11	—	—	0.03	mg/L	—	—	196782	GU071000G01T01	GELC
Test Well DT-10	1811	1080	05/16/07	WG	UF	CS	—	Geninorg	SW-846:6010B	Calcium	Ca	—	11.5	—	—	0.036	mg/L	—	—	186318	GU070500G01T01	GELC
Test Well DT-10	1811	1080	12/04/06	WG	UF	CS	—	Geninorg	SW-846:6010B	Calcium	Ca	—	12.2	—	—	0.036	mg/L	—	—	177228	GU061100G01T01	GELC
Test Well DT-10	1811	1080	07/19/05	WG	UF	CS	—	Geninorg	SW-846:6010B	Calcium	Ca	—	11.7	—	—	0.036	mg/L	—	—	141235	GU05070G01T01	GELC
Test Well DT-10	1811	1080	06/22/04	WG	UF	CS	—	Geninorg	SW-846:6010B	Calcium	Ca	—	12.7	—	—	0.0055	mg/L	—	—	115578	GU04060G01T01	GELC
Test Well DT-10	1811	1080	10/30/07	WG	F	CS	—	Geninorg	EPA:300.0	Chloride	Cl(-1)	—	1.55	—	—	0.066	mg/L	—	—	196782	GF071000G01T01	GELC
Test Well DT-10	1811	1080	05/16/07	WG	F	CS	—	Geninorg	EPA:300.0	Chloride	Cl(-1)	—	1.62	—	—	0.066	mg/L	—	—	186318	GF070500G01T01	GELC
Test Well DT-10	1811	1080	12/04/06	WG	F	CS	—	Geninorg	EPA:300.0	Chloride	Cl(-1)	—	1.53	—	—	0.066	mg/L	—	—	177228	GF061100G01T01	GELC
Test Well DT-10	1811	1080	07/19/05	WG	F	CS	—	Geninorg	EPA:300.0	Chloride	Cl(-1)	—	1.45	—	—	0.053	mg/L	—	—	141235	GF05070G01T01	GELC
Test Well DT-10	1811	1080	12/04/06	WG	UF	CS	—	Geninorg	EPA:300.0	Chloride	Cl(-1)	—	1.51	—	—	0.066	mg/L	—	—	177228	GU061100G01T01	GELC
Test Well DT-10	1811	1080	06/22/04	WG	UF	CS	—	Geninorg	EPA:300.0	Chloride	Cl(-1)	—	1.57	—	—	0.0322	mg/L	—	—	115578	GU04060G01T01	GELC
Test Well DT-10	1811	1080	10/30/07	WG	F	CS	—	Geninorg	EPA:300.0	Fluoride	F(-1)	—	0.367	—	—	0.033	mg/L	—	—	196782	GF071000G01T01	GELC
Test Well DT-10	1811	1080	05/16/07	WG	F	CS	—	Geninorg	EPA:300.0	Fluoride	F(-1)	—	0.266	—	—	0.033	mg/L	—	—	186318	GF070500G01T01	GELC
Test Well DT-10	1811	1080	12/04/06	WG	F	CS	—	Geninorg	EPA:300.0	Fluoride	F(-1)	—	0.211	—	—	0.033	mg/L	—	—	177228	GF061100G01T01	GELC
Test Well DT-10	1811	1080	07/19/05	WG	F	CS	—	Geninorg	EPA:300.0	Fluoride	F(-1)	<	0.03	—	—	0.03	mg/L	U	—	141235	GF05070G01T01	GELC
Test Well DT-10	1811	1080	12/04/06	WG	UF	CS	—	Geninorg	EPA:300.0	Fluoride	F(-1)	—	0.208	—	—	0.033	mg/L	—	—	177228	GU061100G01T01	GELC
Test Well DT-10	1811	1080	06/22/04	WG	UF	CS	—	Geninorg	EPA:300.0	Fluoride	F(-1)	—	0.166	—	—	0.0553	mg/L	—	—	115578	GU04060G01T01	GELC
Test Well DT-10	1811	1080	10/30/07	WG	F	CS	—	Geninorg	SM:A2340B	Hardness	HARDNESS	—	41.4	—	—	0.425	mg/L	—	—	196782	GF071000G01T01	GELC
Test Well DT-10	1811	1080	05/16/07	WG	F	CS	—	Geninorg	SM:A2340B	Hardness	HARDNESS	—	42.6	—	—	0.44	mg/L	—	—	186318	GF070500G01T01	GELC
Test Well DT-10	1811	1080	12/04/06	WG	F	CS	—	Geninorg	SM:A2340B	Hardness	HARDNESS	—	44.2	—	—	0.085	mg/L	—	—	177228	GF061100G01T01	GELC
Test Well DT-10	1811	1080	07/19/05	WG	F	CS	—	Geninorg	SM:A2340B	Hardness	HARDNESS	—	41.5	—	—	0.085	mg/L	—	—	141235	GF05070G01T01	GELC
Test Well DT-10	1811	1080	10/30/07	WG	UF	CS	—	Geninorg	SM:A2340B	Hardness	HARDNESS	—	40.7	—	—	0.425	mg/L	—	—	196782	GU071000G01T01	GELC
Test Well DT-10	1811	1080	05/16/07	WG	UF	CS	—	Geninorg	SM:A2340B	Hardness	HARDNESS	—	43.4	—	—	0.44	mg/L	—	—	186318	GU070500G01T01	GELC
Test Well DT-10	1811	1080	12/04/06	WG	UF	CS	—	Geninorg	SM:A2340B	Hardness	HARDNESS	—	45.7	—	—	0.085	mg/L	—	—	177228	GU061100G01T01	GELC
Test Well DT-10	1811	1080	07/19/05	WG	UF	CS	—	Geninorg	SM:A2340B	Hardness	HARDNESS	—	43.7	—	—	0.085	mg/L	—	—	141235	GU05070G01T01	GELC
Test Well DT-10	1811	1080	06/22/04	WG	UF	CS	—	Geninorg	EPA:200.7	Hardness	HARDNESS	—	47.4	—	—	0.00554	mg/L	—	—	115578	GU04060G01T01	GELC
Test Well DT-10	1811	1080	10/30/07	WG	F	CS	—	Geninorg	SW-846:6010B	Magnesium	Mg	—	3.26	—	—	0.085	mg/L	—	—	196782	GF071000G01T01	GELC
Test Well DT-10	1811	1080	05/16/07	WG	F	CS	—	Geninorg	SW-846:6010B	Magnesium	Mg	—	3.49	—	—	0.085	mg/L	—	—	186318	GF070500G01T01	GELC
Test Well DT-10	1811	1080	12/04/06	WG	F	CS	—	Geninorg	SW-846:6010B	Magnesium	Mg	—	3.59	—	—	0.085	mg/L	—	—	177228	GF061100G01T01	GELC
Test Well DT-10	1811	1080	07/19/05	WG	F	CS	—	Geninorg	SW-846:6010B	Magnesium	Mg	—	3.34	—	—	0.085	mg/L	—	—	141235	GF05070G01T01	GELC
Test Well DT-10	1811	1080	10/30/07	WG	UF	CS	—	Geninorg	SW-846:6010B	Magnesium	Mg	—	3.22	—	—	0.085	mg/L	—	—	196782	GU071000G01T01	GELC
Test Well DT-10	1811	1080	05/16/07	WG	UF	CS	—	Geninorg	SW-846:6010B	Magnesium	Mg	—	3.56	—	—	0.085	mg/L	—	—	186318	GU070500G01T01	GELC
Test Well DT-10	1811	1080	12/04/06	WG	UF	CS	—	Geninorg	SW-846:6010B	Magnesium	Mg	—	3.71	—	—	0.085	mg/L	—	—	177228	GU061100G01T01	GELC
Test Well DT-10	1811	1080	07/19/05	WG	UF	CS	—	Geninorg	SW-846:6010B	Magnesium	Mg	—	3.53	—	—	0.085	mg/L	—	—	141235	GU05070G01T01	GELC
Test Well DT-10	1811	1080	06/22/04	WG	UF	CS	—	Geninorg	SW-846:6010B	Magnesium	Mg	—	3.82	—	—	0.0052	mg/L	—	—	115578	GU04060G01T01	GELC
Test Well DT-10	1811	1080	10/30/07	WG	F	CS	—	Geninorg	SW-846:6850	Perchlorate	ClO4	—	0.177	—	—	0.05	ug/L	J	—	196782	GF071000G01T01	GELC
Test Well DT-10	1811	1080	05/16/07	WG	F	CS	—	Geninorg	SW-846:6850	Perchlorate	ClO4	—	0.177	—	—	0.05	ug/L	J	J-	186318	GF070500G01T01	GELC
Test Well DT-10	1811	1080	05/16/07	WG	F	CS	—	Geninorg	EPA:314.0	Perchlorate	ClO4	<	4	—	—	4	ug/L	U	—	186318	GF070500G01T01	GELC
Test Well DT-10	1811	1080	12/04/06	WG	F	CS	—	Geninorg	SW846 6850	Perchlorate	ClO4	—	0.169	—	—	0.05	ug/L	J	—	177228	GF061100G01T01	GELC
Test Well DT-10	1811	1080	12/04/06	WG	F	CS	—	Geninorg	EPA:314.0	Perchlorate	ClO4	<	4	—	—	4	ug/L	U	—	177228	GF061100G01T01	GELC
Test Well DT-10	1811	1080	07/19/05	WG	F	CS	—	Geninorg	EPA:314.0	Perchlorate	ClO4	<	4	—	—	4	ug/L	U	—	141235	GF05070G01T01	GELC
Test Well DT-10	1811	1080	07/19/05	WG	F	CS	—	Geninorg	SW846 6850	Perchlorate	ClO4	—	0.164	—	—	0.05	ug/L	J	—	141235	GF05070G01T01	GELC
Test Well DT-10	1811	1080	06/22/04	WG	UF	CS	—	Geninorg	EPA:314.0	Perchlorate	ClO4	<	4	—	—	4	ug/L	U	UJ	115578	GU04060G01T01	GELC
Test Well DT-10	1811	1080	06/22/04	WG	UF	CS	—	Geninorg	SW846 6850	Perchlorate	ClO4	—	0.172	—	—	0.05	ug/L	J	—	115578	GU04060G01T01	GELC
Test Well DT-10	1811	1080	10/30/07	WG	F	CS	—	Geninorg	SW-846:6010B	Potassium	K	—	1.22	—	—	0.05	mg/L	—	—	196782	GF071000G01T01	GELC
Test Well DT-10	1811	1080	05/16/07	WG	F	CS	—	Geninorg	SW-846:6010B	Potassium	K	—	1.28	—	—	0.05	mg/L	—	—	186318	GF070500G01T01	GELC
Test Well DT-10	1811	1080	12/04/06	WG	F	CS	—	Geninorg	SW-846:6010B	Potassium	K	—	1.33	—	—	0.05	mg/L	—	—	177228	GF061100G01T01	GELC
Test Well DT-10	1811	1080	07/19/05	WG	F	CS	—	Geninorg	SW-846:6010B	Potassium	K	—	1.24	—	—	0.05	mg/L	—	—	141235	GF05070G01T01	GELC
Test Well DT-10	1811	1080	10/30/07	WG	UF	CS	—	Geninorg	SW-846:6010B	Potassium	K	—	1.2	—	—	0.05	mg/L	—	—	196782	GU071000G01T01	GELC
Test Well DT-10	1811	1080	05/16/07	WG	UF	CS	—	Geninorg	SW-846:6010B	Potassium	K	—	1.33	—	—	0.05	mg/L	—	—	186318	GU070500G01T01	GELC
Test Well DT-10	1811	1080	12/04/06	WG	UF	CS	—	Geninorg	SW-846:6010B	Potassium	K	—	1.35	—	—	0.05	mg/L	—	—	177228	GU061100G01T01	GELC
Test Well DT																						

Ancho Canyon Watershed Last Four Analytical Results
for Sampling September 25, 2007 - November 10, 2007

Location	Port	Depth (ft)	Date	Field Matrix	Field Prep	Lab Sample Type	Field QC Type	Suite	Method	Analyte Desc	Analyte	Symbol	Result	1-sigma TPU	MDA	MDL	Units	Lab Qual	2nd Qual	Request	Sample	Lab
Test Well DT-10	1811	1080	06/22/04	WG	UF	CS	—	Geninorg	SW-846:6010B	Silicon Dioxide	SiO2	—	64.8	—	—	0.0212	mg/L	—	—	115578	GU04060G01T01	GELC
Test Well DT-10	1811	1080	10/30/07	WG	F	CS	—	Geninorg	SW-846:6010B	Sodium	Na	—	10.9	—	—	0.045	mg/L	—	—	196782	GF071000G01T01	GELC
Test Well DT-10	1811	1080	05/16/07	WG	F	CS	—	Geninorg	SW-846:6010B	Sodium	Na	—	10.7	—	—	0.045	mg/L	—	—	186318	GF070500G01T01	GELC
Test Well DT-10	1811	1080	12/04/06	WG	F	CS	—	Geninorg	SW-846:6010B	Sodium	Na	—	11.1	—	—	0.045	mg/L	—	—	177228	GF061100G01T01	GELC
Test Well DT-10	1811	1080	07/19/05	WG	F	CS	—	Geninorg	SW-846:6010B	Sodium	Na	—	10.4	—	—	0.045	mg/L	—	—	141235	GF05070G01T01	GELC
Test Well DT-10	1811	1080	10/30/07	WG	UF	CS	—	Geninorg	SW-846:6010B	Sodium	Na	—	10.4	—	—	0.045	mg/L	—	—	196782	GU071000G01T01	GELC
Test Well DT-10	1811	1080	05/16/07	WG	UF	CS	—	Geninorg	SW-846:6010B	Sodium	Na	—	10.9	—	—	0.045	mg/L	—	—	186318	GU070500G01T01	GELC
Test Well DT-10	1811	1080	12/04/06	WG	UF	CS	—	Geninorg	SW-846:6010B	Sodium	Na	—	11.2	—	—	0.045	mg/L	—	—	177228	GU061100G01T01	GELC
Test Well DT-10	1811	1080	07/19/05	WG	UF	CS	—	Geninorg	SW-846:6010B	Sodium	Na	—	11	—	—	0.045	mg/L	—	—	141235	GU05070G01T01	GELC
Test Well DT-10	1811	1080	06/22/04	WG	UF	CS	—	Geninorg	SW-846:6010B	Sodium	Na	—	11.2	—	—	0.0144	mg/L	—	—	115578	GU04060G01T01	GELC
Test Well DT-10	1811	1080	10/30/07	WG	F	CS	—	Geninorg	EPA:120.1	Specific Conductance	SPEC_CONDC	—	131	—	—	1	uS/cm	—	—	196782	GF071000G01T01	GELC
Test Well DT-10	1811	1080	05/16/07	WG	F	CS	—	Geninorg	EPA:120.1	Specific Conductance	SPEC_CONDC	—	139	—	—	1	uS/cm	—	—	186318	GF070500G01T01	GELC
Test Well DT-10	1811	1080	12/04/06	WG	F	CS	—	Geninorg	EPA:120.1	Specific Conductance	SPEC_CONDC	—	137	—	—	1	uS/cm	—	—	177228	GF061100G01T01	GELC
Test Well DT-10	1811	1080	07/19/05	WG	F	CS	—	Geninorg	EPA:120.1	Specific Conductance	SPEC_CONDC	—	120	—	—	1	uS/cm	—	—	141235	GF05070G01T01	GELC
Test Well DT-10	1811	1080	12/04/06	WG	UF	CS	—	Geninorg	EPA:120.1	Specific Conductance	SPEC_CONDC	—	135	—	—	1	uS/cm	—	—	177228	GU061100G01T01	GELC
Test Well DT-10	1811	1080	06/22/04	WG	UF	CS	—	Geninorg	SW-846:9050A	Specific Conductance	SPEC_CONDC	—	134	—	—	1	uS/cm	—	—	115578	GU04060G01T01	GELC
Test Well DT-10	1811	1080	10/30/07	WG	F	CS	—	Geninorg	EPA:300.0	Sulfate	SO4(-2)	—	1.5	—	—	0.1	mg/L	—	—	196782	GF071000G01T01	GELC
Test Well DT-10	1811	1080	05/16/07	WG	F	CS	—	Geninorg	EPA:300.0	Sulfate	SO4(-2)	—	1.51	—	—	0.1	mg/L	—	—	186318	GF070500G01T01	GELC
Test Well DT-10	1811	1080	12/04/06	WG	F	CS	—	Geninorg	EPA:300.0	Sulfate	SO4(-2)	—	1.33	—	—	0.1	mg/L	—	—	177228	GF061100G01T01	GELC
Test Well DT-10	1811	1080	07/19/05	WG	F	CS	—	Geninorg	EPA:300.0	Sulfate	SO4(-2)	—	0.974	—	—	0.057	mg/L	—	—	141235	GF05070G01T01	GELC
Test Well DT-10	1811	1080	12/04/06	WG	UF	CS	—	Geninorg	EPA:300.0	Sulfate	SO4(-2)	—	1.34	—	—	0.1	mg/L	—	—	177228	GU061100G01T01	GELC
Test Well DT-10	1811	1080	06/22/04	WG	UF	CS	—	Geninorg	EPA:300.0	Sulfate	SO4(-2)	—	1.22	—	—	0.193	mg/L	—	—	115578	GU04060G01T01	GELC
Test Well DT-10	1811	1080	10/30/07	WG	F	CS	—	Geninorg	EPA:160.1	Total Dissolved Solids	TDS	—	130	—	—	2.38	mg/L	—	—	196782	GF071000G01T01	GELC
Test Well DT-10	1811	1080	05/16/07	WG	F	CS	—	Geninorg	EPA:160.1	Total Dissolved Solids	TDS	—	162	—	—	2.38	mg/L	—	—	186318	GF070500G01T01	GELC
Test Well DT-10	1811	1080	12/04/06	WG	F	CS	—	Geninorg	EPA:160.1	Total Dissolved Solids	TDS	—	102	—	—	2.38	mg/L	—	—	177228	GU061100G01T01	GELC
Test Well DT-10	1811	1080	12/04/06	WG	F	CS	—	Geninorg	EPA:160.1	Total Dissolved Solids	TDS	—	31	—	—	2.38	mg/L	—	J+	177228	GF061100G01T01	GELC
Test Well DT-10	1811	1080	07/19/05	WG	F	CS	—	Geninorg	EPA:160.1	Total Dissolved Solids	TDS	—	164	—	—	2.38	mg/L	—	—	141235	GF05070G01T01	GELC
Test Well DT-10	1811	1080	06/22/04	WG	F	CS	—	Geninorg	EPA:160.1	Total Dissolved Solids	TDS	—	116	—	—	3.07	mg/L	—	—	115578	GU04060G01T01	GELC
Test Well DT-10	1811	1080	10/30/07	WG	F	CS	—	Geninorg	EPA:150.1	pH	pH	—	8.39	—	—	0.01	SU	H	J	196782	GF071000G01T01	GELC
Test Well DT-10	1811	1080	05/16/07	WG	F	CS	—	Geninorg	EPA:150.1	pH	pH	—	8.22	—	—	0.01	SU	H	J	186318	GF070500G01T01	GELC
Test Well DT-10	1811	1080	12/04/06	WG	F	CS	—	Geninorg	EPA:150.1	pH	pH	—	8.27	—	—	0.01	SU	H	J	177228	GF061100G01T01	GELC
Test Well DT-10	1811	1080	07/19/05	WG	F	CS	—	Geninorg	EPA:150.1	pH	pH	—	7.72	—	—	0.01	SU	H	J	141235	GF05070G01T01	GELC
Test Well DT-10	1811	1080	12/04/06	WG	UF	CS	—	Geninorg	EPA:150.1	pH	pH	—	8.21	—	—	0.01	SU	H	J	177228	GU061100G01T01	GELC
Test Well DT-10	1811	1080	06/22/04	WG	UF	CS	—	Geninorg	EPA:150.1	pH	pH	—	8.04	—	—	—	SU	H	J	115578	GU04060G01T01	GELC
Test Well DT-10	1811	1080	10/30/07	WG	F	CS	—	Metals	SW-846:6010B	Barium	Ba	—	6.9	—	—	1	ug/L	—	—	196782	GF071000G01T01	GELC
Test Well DT-10	1811	1080	05/16/07	WG	F	CS	—	Metals	SW-846:6010B	Barium	Ba	—	7.1	—	—	1	ug/L	—	—	186318	GF070500G01T01	GELC
Test Well DT-10	1811	1080	12/04/06	WG	F	CS	—	Metals	SW-846:6010B	Barium	Ba	—	7	—	—	1	ug/L	—	—	177228	GF061100G01T01	GELC
Test Well DT-10	1811	1080	07/19/05	WG	F	CS	—	Metals	SW-846:6010B	Barium	Ba	—	6.3	—	—	1	ug/L	—	—	141235	GF05070G01T01	GELC
Test Well DT-10	1811	1080	10/30/07	WG	UF	CS	—	Metals	SW-846:6010B	Barium	Ba	—	7.7	—	—	1	ug/L	—	—	196782	GU071000G01T01	GELC
Test Well DT-10	1811	1080	05/16/07	WG	UF	CS	—	Metals	SW-846:6010B	Barium	Ba	—	7.6	—	—	1	ug/L	—	—	186318	GU070500G01T01	GELC
Test Well DT-10	1811	1080	12/04/06	WG	UF	CS	—	Metals	SW-846:6010B	Barium	Ba	—	8.6	—	—	1	ug/L	—	—	177228	GU061100G01T01	GELC
Test Well DT-10	1811	1080	07/19/05	WG	UF	CS	—	Metals	SW-846:6010B	Barium	Ba	—	7	—	—	1	ug/L	—	—	141235	GU05070G01T01	GELC
Test Well DT-10	1811	1080	06/22/04	WG	UF	CS	—	Metals	SW-846:6010B	Barium	Ba	—	7.08	—	—	0.22	ug/L	—	—	115578	GU04060G01T01	GELC
Test Well DT-10	1811	1080	05/16/07	WG	F	CS	—	Metals	SW-846:6010B	Boron	B	—	13.1	—	—	10	ug/L	J	—	186318	GF070500G01T01	GELC
Test Well DT-10	1811	1080	12/04/06	WG	F	CS	—	Metals	SW-846:6010B	Boron	B	—	11.7	—	—	10	ug/L	J	—	177228	GF061100G01T01	GELC
Test Well DT-10	1811	1080	07/19/05	WG	F	CS	—	Metals	SW-846:6010B	Boron	B	—	11.3	—	—	10	ug/L	J	—	141235	GF05070G01T01	GELC
Test Well DT-10	1811	1080	10/30/07	WG	UF	CS	—	Metals	SW-846:6010B	Boron	B	—	10.1	—	—	10	ug/L	J	—	196782	GU071000G01T01	GELC
Test Well DT-10	1811	1080	05/16/07	WG	UF	CS	—	Metals	SW-846:6010B	Boron	B	—	11.4	—	—	10	ug/L	J	—	186318	GU070500G01T01	GELC
Test Well DT-10	1811	1080	12/04/06	WG	UF	CS	—	Metals	SW-846:6010B	Boron	B	—	10.6	—	—	10	ug/L	J	—	177228	GU061100G01T01	GELC
Test Well DT-10	1811	1080	07/19/05	WG	UF	CS	—	Metals	SW-846:6010B	Boron	B	—	12	—	—	10	ug/L	J	—	141235	GU05070G01T01	GELC
Test Well DT-10	1811	1080	06/22/04	WG	UF	CS	—	Metals	SW-846:6010B	Boron	B	—	11.1	—	—	4.9	ug/L	B	—	115578	GU04060G01T01	GELC
Test Well DT-10	1811	1080	10/30/07	WG	F	CS	—	Metals	SW-846:6010B	Manganese	Mn	—	3	—	—	2	ug/L	J	—	196782	GF071000G01T01	GELC
Test Well DT-10	1811	1080	05/16/07	WG	F	CS	—	Metals	SW-846:6010B	Manganese	Mn	—	2.7	—	—	2	ug/L	J	—	186318	GF070500G01T01	GELC
Test Well DT-10	1811	1080	12/04/06	WG	F	CS	—	Metals	SW-846:6010B	Manganese	Mn	<	2	—	—	2	ug/L	U	—	177228	GF061100G01T01	GELC
Test Well DT-10	1811	1080	07/19/05	WG	F	CS	—	Metals	SW-846:6010B	Manganese	Mn	<	2	—	—	2	ug/L	U	—	141235	GF05070G01T01	GELC
Test Well DT-10	1811	1080	10/30/07	WG	UF	CS	—	Metals	SW-846:6010B	Manganese	Mn	—	6	—	—	2	ug/L	J	—	196782	GU071000G01T01	GELC
Test Well DT-10	1811	1080	05/16/07	WG	UF	CS	—	Metals	SW-846:6010B	Manganese	Mn	—	13.1	—	—	2	ug/L	—	—	186318	GU070500G01T01	GELC
Test Well DT-10	1811	1080	12/04/06	WG	UF	CS	—	Metals	SW-846:6010B	Manganese	Mn	—	47.4	—	—	2	ug/L	—	—	177228	GU061100G01T01	GELC
Test Well DT-10	1811	1080	07/19/05	WG	UF	CS	—	Metals	SW-846:6010B	Manganese	Mn	—	13.5	—	—	2	ug/L	—	—	141235	GU05070G01T01	GELC
Test Well DT-10	1811	1080	06/22/04	WG	UF	CS	—	Metals	SW-846:6010B	Manganese	Mn	—	26.4	—	—	0.3	ug/L	—	—	115578	GU04060G01T01	GELC
Test Well DT-10	1811	1080	10/30/07	WG	F	CS	—	Metals	SW-846:6020	Nickel	Ni	—	0.7	—	—	0.5	ug/L	J	—	196782	GF071000G01T01	GELC
Test Well DT-10	1811	1080	05/16/07	WG	F	CS	—	Metals	SW-846:6020	Nickel	Ni	—	0.73	—	—	0.5	ug/L	J	—	186318	GF070500G01T01	GELC
Test Well DT-1																						

Ancho Canyon Watershed Last Four Analytical Results
for Sampling September 25, 2007 - November 10, 2007

Location	Port	Depth (ft)	Date	Field Matrix	Field Prep	Lab Sample Type	Field QC Type	Suite	Method	Analyte Desc	Analyte	Symbol	Result	1-sigma TPU	MDA	MDL	Units	Lab Qual	2nd Qual	Request	Sample	Lab
Test Well DT-10	1811	1080	06/22/04	WG	UF	CS	—	Metals	SW-846:6010B	Nickel	Ni	<	4.14	—	—	0.69	ug/L	B	U	115578	GU04060G01T01	GELC
Test Well DT-10	1811	1080	10/30/07	WG	F	CS	—	Metals	SW-846:6010B	Strontium	Sr	—	49.9	—	—	1	ug/L	—	—	196782	GF071000G01T01	GELC
Test Well DT-10	1811	1080	05/16/07	WG	F	CS	—	Metals	SW-846:6010B	Strontium	Sr	—	47.8	—	—	1	ug/L	—	—	186318	GF070500G01T01	GELC
Test Well DT-10	1811	1080	12/04/06	WG	F	CS	—	Metals	SW-846:6010B	Strontium	Sr	—	48.1	—	—	1	ug/L	—	—	177228	GF061100G01T01	GELC
Test Well DT-10	1811	1080	07/19/05	WG	F	CS	—	Metals	SW-846:6010B	Strontium	Sr	—	45.5	—	—	1	ug/L	—	—	141235	GF05070G01T01	GELC
Test Well DT-10	1811	1080	10/30/07	WG	UF	CS	—	Metals	SW-846:6010B	Strontium	Sr	—	49	—	—	1	ug/L	—	—	196782	GU071000G01T01	GELC
Test Well DT-10	1811	1080	05/16/07	WG	UF	CS	—	Metals	SW-846:6010B	Strontium	Sr	—	48.9	—	—	1	ug/L	—	—	186318	GU070500G01T01	GELC
Test Well DT-10	1811	1080	12/04/06	WG	UF	CS	—	Metals	SW-846:6010B	Strontium	Sr	—	49.7	—	—	1	ug/L	—	—	177228	GU061100G01T01	GELC
Test Well DT-10	1811	1080	07/19/05	WG	UF	CS	—	Metals	SW-846:6010B	Strontium	Sr	—	47.9	—	—	1	ug/L	—	—	141235	GU05070G01T01	GELC
Test Well DT-10	1811	1080	06/22/04	WG	UF	CS	—	Metals	SW-846:6010B	Strontium	Sr	—	53.1	—	—	0.18	ug/L	—	—	115578	GU04060G01T01	GELC
Test Well DT-10	1811	1080	10/30/07	WG	F	CS	—	Metals	SW-846:6020	Uranium	U	—	0.54	—	—	0.05	ug/L	—	—	196782	GF071000G01T01	GELC
Test Well DT-10	1811	1080	05/16/07	WG	F	CS	—	Metals	SW-846:6020	Uranium	U	—	0.55	—	—	0.05	ug/L	—	J+	186318	GF070500G01T01	GELC
Test Well DT-10	1811	1080	12/04/06	WG	F	CS	—	Metals	SW-846:6020	Uranium	U	—	0.62	—	—	0.05	ug/L	—	—	177228	GF061100G01T01	GELC
Test Well DT-10	1811	1080	07/19/05	WG	F	CS	—	Metals	SW-846:6020	Uranium	U	—	0.59	—	—	0.05	ug/L	—	—	141235	GU05070G01T01	GELC
Test Well DT-10	1811	1080	10/30/07	WG	UF	CS	—	Metals	SW-846:6020	Uranium	U	—	0.52	—	—	0.05	ug/L	—	—	196782	GU071000G01T01	GELC
Test Well DT-10	1811	1080	05/16/07	WG	UF	CS	—	Metals	SW-846:6020	Uranium	U	—	0.47	—	—	0.05	ug/L	—	J+	186318	GU070500G01T01	GELC
Test Well DT-10	1811	1080	12/04/06	WG	UF	CS	—	Metals	SW-846:6020	Uranium	U	—	0.63	—	—	0.05	ug/L	—	—	177228	GU061100G01T01	GELC
Test Well DT-10	1811	1080	07/19/05	WG	UF	CS	—	Metals	SW-846:6020	Uranium	U	—	0.59	—	—	0.05	ug/L	—	—	141235	GU05070G01T01	GELC
Test Well DT-10	1811	1080	06/22/04	WG	UF	CS	—	Metals	SW-846:6020	Uranium	U	—	0.498	—	—	0.02	ug/L	—	—	115578	GU04060G01T01	GELC
Test Well DT-10	1811	1080	10/30/07	WG	F	CS	—	Metals	SW-846:6010B	Vanadium	V	—	3.6	—	—	1	ug/L	J	—	196782	GF071000G01T01	GELC
Test Well DT-10	1811	1080	05/16/07	WG	F	CS	—	Metals	SW-846:6010B	Vanadium	V	—	3.8	—	—	1	ug/L	J	—	186318	GF070500G01T01	GELC
Test Well DT-10	1811	1080	12/04/06	WG	F	CS	—	Metals	SW-846:6010B	Vanadium	V	—	4.4	—	—	1	ug/L	J	—	177228	GF061100G01T01	GELC
Test Well DT-10	1811	1080	07/19/05	WG	F	CS	—	Metals	SW-846:6010B	Vanadium	V	—	3.6	—	—	1	ug/L	J	—	141235	GF05070G01T01	GELC
Test Well DT-10	1811	1080	10/30/07	WG	UF	CS	—	Metals	SW-846:6010B	Vanadium	V	—	4.5	—	—	1	ug/L	J	—	196782	GU071000G01T01	GELC
Test Well DT-10	1811	1080	05/16/07	WG	UF	CS	—	Metals	SW-846:6010B	Vanadium	V	—	3.8	—	—	1	ug/L	J	—	186318	GU070500G01T01	GELC
Test Well DT-10	1811	1080	12/04/06	WG	UF	CS	—	Metals	SW-846:6010B	Vanadium	V	—	4.8	—	—	1	ug/L	J	—	177228	GU061100G01T01	GELC
Test Well DT-10	1811	1080	07/19/05	WG	UF	CS	—	Metals	SW-846:6010B	Vanadium	V	—	4	—	—	1	ug/L	J	—	141235	GU05070G01T01	GELC
Test Well DT-10	1811	1080	06/22/04	WG	UF	CS	—	Metals	SW-846:6010B	Vanadium	V	<	5.68	—	—	0.61	ug/L	—	U	115578	GU04060G01T01	GELC
Test Well DT-10	1811	1080	10/30/07	WG	F	CS	—	Metals	SW-846:6010B	Zinc	Zn	—	65.1	—	—	2	ug/L	—	—	196782	GF071000G01T01	GELC
Test Well DT-10	1811	1080	05/16/07	WG	F	CS	—	Metals	SW-846:6010B	Zinc	Zn	—	74.2	—	—	2	ug/L	—	—	186318	GF070500G01T01	GELC
Test Well DT-10	1811	1080	12/04/06	WG	F	CS	—	Metals	SW-846:6010B	Zinc	Zn	—	112	—	—	2	ug/L	—	—	177228	GF061100G01T01	GELC
Test Well DT-10	1811	1080	07/19/05	WG	F	CS	—	Metals	SW-846:6010B	Zinc	Zn	—	94.4	—	—	2	ug/L	—	—	141235	GF05070G01T01	GELC
Test Well DT-10	1811	1080	10/30/07	WG	UF	CS	—	Metals	SW-846:6010B	Zinc	Zn	—	71.4	—	—	2	ug/L	—	—	196782	GU071000G01T01	GELC
Test Well DT-10	1811	1080	05/16/07	WG	UF	CS	—	Metals	SW-846:6010B	Zinc	Zn	—	100	—	—	2	ug/L	—	—	186318	GU070500G01T01	GELC
Test Well DT-10	1811	1080	12/04/06	WG	UF	CS	—	Metals	SW-846:6010B	Zinc	Zn	—	136	—	—	2	ug/L	—	—	177228	GU061100G01T01	GELC
Test Well DT-10	1811	1080	07/19/05	WG	UF	CS	—	Metals	SW-846:6010B	Zinc	Zn	—	97.8	—	—	2	ug/L	—	—	141235	GU05070G01T01	GELC
Test Well DT-10	1811	1080	06/22/04	WG	UF	CS	—	Metals	SW-846:6010B	Zinc	Zn	—	63.4	—	—	0.88	ug/L	—	—	115578	GU04060G01T01	GELC
Test Well DT-10	1811	1080	10/30/07	WG	F	CS	—	Rad	HASL-300	Americium-241	Am-241	<	-0.00192	0.0042	0.0412	—	pCi/L	U	U	196782	GF071000G01T01	GELC
Test Well DT-10	1811	1080	12/04/06	WG	F	CS	—	Rad	HASL-300	Americium-241	Am-241	<	-0.00742	0.0031	0.0239	—	pCi/L	U	U	177228	GF061100G01T01	GELC
Test Well DT-10	1811	1080	07/19/05	WG	F	CS	—	Rad	HASL-300	Americium-241	Am-241	<	0.00316	0.0036	0.047	—	pCi/L	U	U	141235	GF05070G01T01	GELC
Test Well DT-10	1811	1080	10/30/07	WG	UF	CS	—	Rad	HASL-300	Americium-241	Am-241	<	-0.00222	0.0041	0.0389	—	pCi/L	U	U	196782	GU071000G01T01	GELC
Test Well DT-10	1811	1080	12/04/06	WG	UF	CS	—	Rad	HASL-300	Americium-241	Am-241	<	-0.00742	0.00268	0.025	—	pCi/L	U	U	177228	GU061100G01T01	GELC
Test Well DT-10	1811	1080	07/19/05	WG	UF	CS	—	Rad	HASL-300	Americium-241	Am-241	<	-0.0366	0.0044	0.063	—	pCi/L	U	U	141235	GU05070G01T01	GELC
Test Well DT-10	1811	1080	06/22/04	WG	UF	CS	—	Rad	EPA:901.1	Americium-241	Am-241	<	8.38	2.5133	24.3	—	pCi/L	U	U	115578	GU04060G01T01	GELC
Test Well DT-10	1811	1080	06/22/04	WG	UF	CS	—	Rad	Alpha-Spec	Americium-241	Am-241	<	0.0108	0.0028	0.032	—	pCi/L	U	U	115578	GU04060G01T01	GELC
Test Well DT-10	1811	1080	08/18/03	WG	UF	CS	—	Rad	EPA:901.1	Americium-241	Am-241	<	7.88	1.9167	19.5	—	pCi/L	U	U	86692	GU03070G01T01	GELC
Test Well DT-10	1811	1080	08/18/03	WG	UF	CS	—	Rad	Alpha-Spec	Americium-241	Am-241	<	0.0176	0.0027	0.028	—	pCi/L	U	U	86692	GU03070G01T01	GELC
Test Well DT-10	1811	1080	08/18/03	WG	UF	DUP	—	Rad	EPA:901.1	Americium-241	Am-241	<	0.046	0.6367	6.36	—	pCi/L	U	—	86692	GU03070G01T01	GELC
Test Well DT-10	1811	1080	08/18/03	WG	UF	DUP	—	Rad	Alpha-Spec	Americium-241	Am-241	<	0	0.0016	0.028	—	pCi/L	U	—	86692	GU03070G01T01	GELC
Test Well DT-10	1811	1080	10/30/07	WG	F	CS	—	Rad	EPA:901.1	Cesium-137	Cs-137	<	-1.09	0.5167	4.37	—	pCi/L	U	U	196782	GF071000G01T01	GELC
Test Well DT-10	1811	1080	12/04/06	WG	F	CS	—	Rad	EPA:901.1	Cesium-137	Cs-137	<	-0.78	0.2477	2.48	—	pCi/L	U	U	177228	GF061100G01T01	GELC
Test Well DT-10	1811	1080	07/19/05	WG	F	CS	—	Rad	EPA:901.1	Cesium-137	Cs-137	<	0.404	0.3733	4.14	—	pCi/L	U	U	141235	GF05070G01T01	GELC
Test Well DT-10	1811	1080	10/30/07	WG	UF	CS	—	Rad	EPA:901.1	Cesium-137	Cs-137	<	0.419	0.4933	4.76	—	pCi/L	U	U	196782	GU071000G01T01	GELC
Test Well DT-10	1811	1080	12/04/06	WG	UF	CS	—	Rad	EPA:901.1	Cesium-137	Cs-137	<	-0.00929	0.2083	2.22	—	pCi/L	U	U	177228	GU061100G01T01	GELC
Test Well DT-10	1811	1080	07/19/05	WG	UF	CS	—	Rad	EPA:901.1	Cesium-137	Cs-137	<	1.35	0.3833	4.28	—	pCi/L	U	U	141235	GU05070G01T01	GELC
Test Well DT-10	1811	1080	06/22/04	WG	UF	CS	—	Rad	EPA:901.1	Cesium-137	Cs-137	<	3.02	0.6467	7.39	—	pCi/L	U	U	115578	GU04060G01T01	GELC
Test Well DT-10	1811	1080	08/18/03	WG	UF	CS	—	Rad	EPA:901.1	Cesium-137	Cs-137	<	-0.377	0.293	3.16	—	pCi/L	U	U	86692	GU03070G01T01	GELC
Test Well DT-10	1811	1080	08/18/03	WG	UF	DUP	—	Rad	EPA:901.1	Cesium-137	Cs-137	<	0.505	0.3227	3.58	—	pCi/L	U	—	86692	GU03070G01T01	GELC
Test Well DT-10	1811	1080	10/30/07	WG	F	CS	—	Rad	EPA:901.1	Cobalt-60	Co-60	<	-1.77	0.4533	3.82	—	pCi/L	U	U	196782	GF071000G01T01	GELC
Test Well DT-10	1811	1080	12/04/06	WG	F	CS	—	Rad	EPA:901.1	Cobalt-60	Co-60	<	0.727	0.2400	2.69	—	pCi/L	U	U	177228	GF061100G01T01	GELC
Test Well DT-10	1811	1080	07/19/05	WG	F	CS	—	Rad	EPA:901.1	Cobalt-60	Co-60	<	0.235	0.3								

Ancho Canyon Watershed Last Four Analytical Results
for Sampling September 25, 2007 - November 10, 2007

Location	Port	Depth (ft)	Date	Field Matrix	Field Prep	Lab Sample Type	Field QC Type	Suite	Method	Analyte Desc	Analyte	Symbol	Result	1-sigma TPU	MDA	MDL	Units	Lab Qual	2nd Qual	Request	Sample	Lab
Test Well DT-10	1811	1080	12/04/06	WG	F	CS	—	Rad	EPA:900	Gross alpha	GROSSA	—	2.58	0.2690	1.79	—	pCi/L	—	J	177228	GF061100G01T01	GELC
Test Well DT-10	1811	1080	07/19/05	WG	F	CS	—	Rad	EPA:900	Gross alpha	GROSSA	—	1.36	0.1287	1.19	—	pCi/L	—	JN+, J-,	141235	GF05070G01T01	GELC
Test Well DT-10	1811	1080	10/30/07	WG	UF	CS	—	Rad	EPA:900	Gross alpha	GROSSA	<	-0.967	0.1750	2.59	—	pCi/L	U	U	196782	GU071000G01T01	GELC
Test Well DT-10	1811	1080	12/04/06	WG	UF	CS	—	Rad	EPA:900	Gross alpha	GROSSA	<	-0.393	0.1763	2.35	—	pCi/L	U	U	177228	GU061100G01T01	GELC
Test Well DT-10	1811	1080	07/19/05	WG	UF	CS	—	Rad	EPA:900	Gross alpha	GROSSA	—	1.9	0.1357	1.07	—	pCi/L	—	J, J-	141235	GU05070G01T01	GELC
Test Well DT-10	1811	1080	06/22/04	WG	UF	CS	—	Rad	EPA:900	Gross alpha	GROSSA	—	1.18	0.1443	1.09	—	pCi/L	—	JN+	115578	GU04060G01T01	GELC
Test Well DT-10	1811	1080	08/18/03	WG	UF	CS	—	Rad	EPA:900	Gross alpha	GROSSA	<	-0.199	0.0943	1.25	—	pCi/L	U	U	86692	GU03070G01T01	GELC
Test Well DT-10	1811	1080	07/19/05	WG	F	CS	—	Rad	EPA:900	Gross beta	GROSSB	<	2.07	0.3147	2.97	—	pCi/L	U	U	196782	GF071000G01T01	GELC
Test Well DT-10	1811	1080	12/04/06	WG	F	CS	—	Rad	EPA:900	Gross beta	GROSSB	<	-0.915	0.158	1.93	—	pCi/L	U	U	177228	GF061100G01T01	GELC
Test Well DT-10	1811	1080	07/19/05	WG	F	CS	—	Rad	EPA:900	Gross beta	GROSSB	<	2.5	0.217	2.52	—	pCi/L	U	U	141235	GF05070G01T01	GELC
Test Well DT-10	1811	1080	10/30/07	WG	UF	CS	—	Rad	EPA:900	Gross beta	GROSSB	<	0.652	0.273	2.82	—	pCi/L	U	U	196782	GU071000G01T01	GELC
Test Well DT-10	1811	1080	12/04/06	WG	UF	CS	—	Rad	EPA:900	Gross beta	GROSSB	<	-0.149	0.145	1.54	—	pCi/L	U	U	177228	GU061100G01T01	GELC
Test Well DT-10	1811	1080	07/19/05	WG	UF	CS	—	Rad	EPA:900	Gross beta	GROSSB	<	1.35	0.22	2.76	—	pCi/L	U	U	141235	GU05070G01T01	GELC
Test Well DT-10	1811	1080	06/22/04	WG	UF	CS	—	Rad	EPA:900	Gross beta	GROSSB	<	1.24	0.13	1.4	—	pCi/L	U	U	115578	GU04060G01T01	GELC
Test Well DT-10	1811	1080	08/18/03	WG	UF	CS	—	Rad	EPA:900	Gross beta	GROSSB	<	1.62	0.18	2.15	—	pCi/L	U	U	86692	GU03070G01T01	GELC
Test Well DT-10	1811	1080	10/30/07	WG	F	CS	—	Rad	EPA:901.1	Gross gamma	GROSSG	<	116	25.40	338	—	pCi/L	U	U	196782	GF071000G01T01	GELC
Test Well DT-10	1811	1080	12/04/06	WG	F	CS	—	Rad	EPA:901.1	Gross gamma	GROSSG	<	67.8	18.20	238	—	pCi/L	U	U	177228	GF061100G01T01	GELC
Test Well DT-10	1811	1080	07/19/05	WG	F	CS	—	Rad	EPA:901.1	Gross gamma	GROSSG	<	68.5	20.33	220	—	pCi/L	U	U	141235	GF05070G01T01	GELC
Test Well DT-10	1811	1080	10/30/07	WG	UF	CS	—	Rad	EPA:901.1	Gross gamma	GROSSG	<	83.4	21.63	241	—	pCi/L	U	U	196782	GU071000G01T01	GELC
Test Well DT-10	1811	1080	12/04/06	WG	UF	CS	—	Rad	EPA:901.1	Gross gamma	GROSSG	<	46.8	19.03	173	—	pCi/L	U	U	177228	GU061100G01T01	GELC
Test Well DT-10	1811	1080	07/19/05	WG	UF	CS	—	Rad	EPA:901.1	Gross gamma	GROSSG	<	52.7	16.57	217	—	pCi/L	U	U	141235	GU05070G01T01	GELC
Test Well DT-10	1811	1080	06/22/04	WG	UF	CS	—	Rad	EPA:901.1	Gross gamma	GROSSG	<	162	44.67	516	—	pCi/L	U	U	115578	GU04060G01T01	GELC
Test Well DT-10	1811	1080	08/18/03	WG	UF	CS	—	Rad	EPA:901.1	Gross gamma	GROSSG	<	66.9	29.27	275	—	pCi/L	U	U	86692	GU03070G01T01	GELC
Test Well DT-10	1811	1080	08/18/03	WG	UF	DUP	—	Rad	EPA:901.1	Gross gamma	GROSSG	<	74.2	25.7	305	—	pCi/L	U	—	86692	GU03070G01T01	GELC
Test Well DT-10	1811	1080	10/30/07	WG	F	CS	—	Rad	EPA:901.1	Neptunium-237	Np-237	<	10.1	4.3	37.4	—	pCi/L	U	U	196782	GF071000G01T01	GELC
Test Well DT-10	1811	1080	12/04/06	WG	F	CS	—	Rad	EPA:901.1	Neptunium-237	Np-237	<	-7.29	1.247	11.6	—	pCi/L	U	U	177228	GF061100G01T01	GELC
Test Well DT-10	1811	1080	07/19/05	WG	F	CS	—	Rad	EPA:901.1	Neptunium-237	Np-237	<	10.2	3.093	32.9	—	pCi/L	U	U	141235	GF05070G01T01	GELC
Test Well DT-10	1811	1080	10/30/07	WG	UF	CS	—	Rad	EPA:901.1	Neptunium-237	Np-237	<	1.64	3.467	33.8	—	pCi/L	U	U	196782	GU071000G01T01	GELC
Test Well DT-10	1811	1080	12/04/06	WG	UF	CS	—	Rad	EPA:901.1	Neptunium-237	Np-237	<	3.77	1.910	14	—	pCi/L	U	U	177228	GU061100G01T01	GELC
Test Well DT-10	1811	1080	07/19/05	WG	UF	CS	—	Rad	EPA:901.1	Neptunium-237	Np-237	<	-0.925	2.800	28.7	—	pCi/L	U	U	141235	GU05070G01T01	GELC
Test Well DT-10	1811	1080	06/22/04	WG	UF	CS	—	Rad	EPA:901.1	Neptunium-237	Np-237	<	8.3	3.633	39.1	—	pCi/L	U	U	115578	GU04060G01T01	GELC
Test Well DT-10	1811	1080	08/18/03	WG	UF	CS	—	Rad	EPA:901.1	Neptunium-237	Np-237	<	-3.29	2.567	24.2	—	pCi/L	U	U	86692	GU03070G01T01	GELC
Test Well DT-10	1811	1080	08/18/03	WG	UF	DUP	—	Rad	EPA:901.1	Neptunium-237	Np-237	<	-1.27	1.843	17.9	—	pCi/L	U	—	86692	GU03070G01T01	GELC
Test Well DT-10	1811	1080	10/30/07	WG	F	CS	—	Rad	HASL-300	Plutonium-238	Pu-238	<	0.00443	0.003	0.0386	—	pCi/L	U	U	196782	GF071000G01T01	GELC
Test Well DT-10	1811	1080	12/04/06	WG	F	CS	—	Rad	HASL-300	Plutonium-238	Pu-238	<	-0.00494	0.002	0.0271	—	pCi/L	U	U	177228	GF061100G01T01	GELC
Test Well DT-10	1811	1080	07/19/05	WG	F	CS	—	Rad	HASL-300	Plutonium-238	Pu-238	<	-0.00878	0.003	0.061	—	pCi/L	U	U	141235	GF05070G01T01	GELC
Test Well DT-10	1811	1080	10/30/07	WG	UF	CS	—	Rad	HASL-300	Plutonium-238	Pu-238	<	0.00208	0.002	0.0362	—	pCi/L	U	U	196782	GU071000G01T01	GELC
Test Well DT-10	1811	1080	12/04/06	WG	UF	CS	—	Rad	HASL-300	Plutonium-238	Pu-238	<	0	0.001	0.02	—	pCi/L	U	U	177228	GU061100G01T01	GELC
Test Well DT-10	1811	1080	07/19/05	WG	UF	CS	—	Rad	HASL-300	Plutonium-238	Pu-238	<	5.81E-10	0.002	0.051	—	pCi/L	U	U	141235	GU05070G01T01	GELC
Test Well DT-10	1811	1080	06/22/04	WG	UF	CS	—	Rad	Alpha-Spec	Plutonium-238	Pu-238	<	-0.00726	0.001	0.028	—	pCi/L	U	U	115578	GU04060G01T01	GELC
Test Well DT-10	1811	1080	08/18/03	WG	UF	CS	—	Rad	Alpha-Spec	Plutonium-238	Pu-238	<	0.00206	0.003	0.029	—	pCi/L	U	U	86692	GU03070G01T01	GELC
Test Well DT-10	1811	1080	08/18/03	WG	UF	DUP	—	Rad	Alpha-Spec	Plutonium-238	Pu-238	<	0.00202	0.002	0.028	—	pCi/L	U	—	86692	GU03070G01T01	GELC
Test Well DT-10	1811	1080	10/30/07	WG	F	CS	—	Rad	HASL-300	Plutonium-239/240	Pu-239/240	<	0.00443	0.003	0.0363	—	pCi/L	U	U	196782	GF071000G01T01	GELC
Test Well DT-10	1811	1080	12/04/06	WG	F	CS	—	Rad	HASL-300	Plutonium-239/240	Pu-239/240	<	0	0.003	0.018	—	pCi/L	U	U	177228	GF061100G01T01	GELC
Test Well DT-10	1811	1080	07/19/05	WG	F	CS	—	Rad	HASL-300	Plutonium-239/240	Pu-239/240	<	0.0117	0.003	0.051	—	pCi/L	U	U	141235	GF05070G01T01	GELC
Test Well DT-10	1811	1080	10/30/07	WG	UF	CS	—	Rad	HASL-300	Plutonium-239/240	Pu-239/240	<	0	0.002	0.0341	—	pCi/L	U	U	196782	GU071000G01T01	GELC
Test Well DT-10	1811	1080	12/04/06	WG	UF	CS	—	Rad	HASL-300	Plutonium-239/240	Pu-239/240	<	0.00364	0.001	0.0133	—	pCi/L	U	U	177228	GU061100G01T01	GELC
Test Well DT-10	1811	1080	07/19/05	WG	UF	CS	—	Rad	HASL-300	Plutonium-239/240	Pu-239/240	<	0.00487	0.001	0.043	—	pCi/L	U	U	141235	GU05070G01T01	GELC
Test Well DT-10	1811	1080	06/22/04	WG	UF	CS	—	Rad	Alpha-Spec	Plutonium-239/240	Pu-239/240	<	0.0272	0.003	0.029	—	pCi/L	U	U	115578	GU04060G01T01	GELC
Test Well DT-10	1811	1080	08/18/03	WG	UF	CS	—	Rad	Alpha-Spec	Plutonium-239/240	Pu-239/240	<	-0.00413	0.001	0.025	—	pCi/L	U	U	86692	GU03070G01T01	GELC
Test Well DT-10	1811	1080	08/18/03	WG	UF	DUP	—	Rad	Alpha-Spec	Plutonium-239/240	Pu-239/240	<	-1.92E-09	0.003	0.025	—	pCi/L	U	—	86692	GU03070G01T01	GELC
Test Well DT-10	1811	1080	10/30/07	WG	F	CS	—	Rad	EPA:901.1	Potassium-40	K-40	<	-22.6	6.033	58.8	—	pCi/L	U	U	196782	GF071000G01T01	GELC
Test Well DT-10	1811	1080	12/04/06	WG	F	CS	—	Rad	EPA:901.1	Potassium-40	K-40	<	16.5	6.4	26.4	—	pCi/L	U	U	177228	GF061100G01T01	GELC
Test Well DT-10	1811	1080	07/19/05	WG	F	CS	—	Rad	EPA:901.1	Potassium-40	K-40	<	42.7	3.97	54	—	pCi/L	U	U	141235	GF05070G01T01	GELC
Test Well DT-10	1811	1080	10/30/07	WG	UF	CS	—	Rad	EPA:901.1	Potassium-40	K-40	<	32.1	7.27	26.1	—	pCi/L	UI	R	196782	GU071000G01T01	GELC
Test Well DT-10	1811	1080	12/04/06	WG	UF	CS	—	Rad	EPA:901.1	Potassium-40	K-40	<	7.9	3.83	20	—	pCi/L	U	U	177228	GU061100G01T01	GELC
Test Well DT-10	1811	1080	07/19/05	WG	UF	CS	—	Rad	EPA:901.1	Potassium-40	K-40	<	6.53	4.17	46.9	—	pCi/L	U	U	141235	GU05070G01T01	GELC
Test Well DT-10	1811	1080	06/22/04	WG	UF	CS	—	Rad	EPA:901.1	Potassium-40	K-40	<	11.7	13.63	70	—	pCi/L	U	U	115578	GU04060G01T01	GELC
Test Well DT-10	1811	1080	08/18/03	WG	UF	CS	—	Rad	EPA:901.1	Potassium-40	K-40	<	21.8	3.60	45.9	—	pCi/L	U	U	86692	GU03070G01T01	GELC
Test Well DT-10	1811	1080	08/18/03	WG	UF	DUP	—	Rad	EPA:901.1	Potassium-40	K-40	<	19									

Ancho Canyon Watershed Last Four Analytical Results
for Sampling September 25, 2007 - November 10, 2007

Periodic Monitoring Report for Ancho Watershed

Location	Port	Depth (ft)	Date	Field Matrix	Field Prep	Lab Sample Type	Field QC Type	Suite	Method	Analyte Desc	Analyte	Symbol	Result	1-sigma TPU	MDA	MDL	Units	Lab Qual	2nd Qual	Request	Sample	Lab
Test Well DT-10	1811	1080	06/06/01	WG	UF	CS	—	Rad	EPA:901.1	Radium-226	Ra-226	<	4.43	0.88	6.42	—	pCi/L	U	—	43655	GU01061G01T	GELC
Test Well DT-10	1811	1080	10/30/07	WG	UF	CS	—	Rad	EPA:904	Radium-228	Ra-228	<	0.135	0.046	0.475	—	pCi/L	U	U	196782	GU071000G01T01	GELC
Test Well DT-10	1811	1080	06/22/04	WG	UF	CS	—	Rad	EPA:901.1	Radium-228	Ra-228	<	15.5	3.7	29.3	—	pCi/L	U	U	115578	GU04060G01T01	GELC
Test Well DT-10	1811	1080	08/18/03	WG	UF	CS	—	Rad	EPA:901.1	Radium-228	Ra-228	<	2.12	1.86	14.9	—	pCi/L	U	U	86692	GU03070G01T01	GELC
Test Well DT-10	1811	1080	08/18/03	WG	UF	DUP	—	Rad	EPA:901.1	Radium-228	Ra-228	<	11.5	1.42	16.7	—	pCi/L	U	—	86692	GU03070G01T01	GELC
Test Well DT-10	1811	1080	04/10/02	WG	UF	CS	—	Rad	EPA:901.1	Radium-228	Ra-228	<	5.8	0.87	6.45	—	pCi/L	U	—	58894	GU02041G01T	GELC
Test Well DT-10	1811	1080	04/10/02	WG	UF	DUP	—	Rad	EPA:901.1	Radium-228	Ra-228	<	0.86	1.18	13.2	—	pCi/L	U	—	58894	GU02041G01T	GELC
Test Well DT-10	1811	1080	06/06/01	WG	UF	CS	—	Rad	EPA:901.1	Radium-228	Ra-228	<	8.35	1.177	14.5	—	pCi/L	U	—	43655	GU01061G01T	GELC
Test Well DT-10	1811	1080	10/30/07	WG	F	CS	—	Rad	EPA:901.1	Sodium-22	Na-22	<	1.11	0.477	5.1	—	pCi/L	U	U	196782	GF071000G01T01	GELC
Test Well DT-10	1811	1080	12/04/06	WG	F	CS	—	Rad	EPA:901.1	Sodium-22	Na-22	<	-0.835	0.256	2.58	—	pCi/L	U	U	177228	GF061100G01T01	GELC
Test Well DT-10	1811	1080	07/19/05	WG	F	CS	—	Rad	EPA:901.1	Sodium-22	Na-22	<	-0.028	0.387	4.28	—	pCi/L	U	U	141235	GF05070G01T01	GELC
Test Well DT-10	1811	1080	10/30/07	WG	UF	CS	—	Rad	EPA:901.1	Sodium-22	Na-22	<	-1.23	0.570	5.24	—	pCi/L	U	U	196782	GU071000G01T01	GELC
Test Well DT-10	1811	1080	12/04/06	WG	UF	CS	—	Rad	EPA:901.1	Sodium-22	Na-22	<	-0.0419	0.181	1.9	—	pCi/L	U	U	177228	GU061100G01T01	GELC
Test Well DT-10	1811	1080	07/19/05	WG	UF	CS	—	Rad	EPA:901.1	Sodium-22	Na-22	<	-0.377	0.410	4.4	—	pCi/L	U	U	141235	GU05070G01T01	GELC
Test Well DT-10	1811	1080	06/22/04	WG	UF	CS	—	Rad	EPA:901.1	Sodium-22	Na-22	<	0.622	0.647	7.44	—	pCi/L	U	U	115578	GU04060G01T01	GELC
Test Well DT-10	1811	1080	08/18/03	WG	UF	CS	—	Rad	EPA:901.1	Sodium-22	Na-22	<	-0.266	0.403	3.95	—	pCi/L	U	U	86692	GU03070G01T01	GELC
Test Well DT-10	1811	1080	08/18/03	WG	UF	DUP	—	Rad	EPA:901.1	Sodium-22	Na-22	<	1.06	0.280	3.6	—	pCi/L	U	—	86692	GU03070G01T01	GELC
Test Well DT-10	1811	1080	10/30/07	WG	F	CS	—	Rad	EPA:905.0	Strontium-90	Sr-90	<	0.336	0.047	0.437	—	pCi/L	U	U	196782	GF071000G01T01	GELC
Test Well DT-10	1811	1080	12/04/06	WG	F	CS	—	Rad	EPA:905.0	Strontium-90	Sr-90	<	0.197	0.038	0.378	—	pCi/L	U	U	177228	GF061100G01T01	GELC
Test Well DT-10	1811	1080	07/19/05	WG	F	CS	—	Rad	EPA:905.0	Strontium-90	Sr-90	<	0.0445	0.018	0.206	—	pCi/L	U	U	141235	GF05070G01T01	GELC
Test Well DT-10	1811	1080	10/30/07	WG	UF	CS	—	Rad	EPA:905.0	Strontium-90	Sr-90	<	-0.0857	0.031	0.409	—	pCi/L	U	U	196782	GU071000G01T01	GELC
Test Well DT-10	1811	1080	12/04/06	WG	UF	CS	—	Rad	EPA:905.0	Strontium-90	Sr-90	<	-0.133	0.026	0.271	—	pCi/L	U	U	177228	GU061100G01T01	GELC
Test Well DT-10	1811	1080	07/19/05	WG	UF	CS	—	Rad	EPA:905.0	Strontium-90	Sr-90	<	0.131	0.017	0.185	—	pCi/L	U	U	141235	GU05070G01T01	GELC
Test Well DT-10	1811	1080	06/22/04	WG	UF	CS	—	Rad	GFPC	Strontium-90	Sr-90	<	-0.0054	0.021	0.275	—	pCi/L	U	U	115578	GU04060G01T01	GELC
Test Well DT-10	1811	1080	08/18/03	WG	UF	CS	—	Rad	GFPC	Strontium-90	Sr-90	<	-0.0662	0.012	0.182	—	pCi/L	U	U	86692	GU03070G01T01	GELC
Test Well DT-10	1811	1080	10/30/07	WG	F	CS	—	Rad	HASL-300	Uranium-234	U-234	—	0.454	0.013	0.0554	—	pCi/L	—	—	196782	GF071000G01T01	GELC
Test Well DT-10	1811	1080	12/04/06	WG	F	CS	—	Rad	HASL-300	Uranium-234	U-234	—	0.439	0.014	0.0488	—	pCi/L	—	—	177228	GF061100G01T01	GELC
Test Well DT-10	1811	1080	07/19/05	WG	F	CS	—	Rad	HASL-300	Uranium-234	U-234	—	0.502	0.016	0.093	—	pCi/L	—	JN+	141235	GF05070G01T01	GELC
Test Well DT-10	1811	1080	10/30/07	WG	UF	CS	—	Rad	HASL-300	Uranium-234	U-234	—	0.477	0.013	0.0577	—	pCi/L	—	—	196782	GU071000G01T01	GELC
Test Well DT-10	1811	1080	12/04/06	WG	UF	CS	—	Rad	HASL-300	Uranium-234	U-234	—	0.466	0.014	0.0477	—	pCi/L	—	—	177228	GU061100G01T01	GELC
Test Well DT-10	1811	1080	07/19/05	WG	UF	CS	—	Rad	HASL-300	Uranium-234	U-234	—	0.644	0.017	0.076	—	pCi/L	—	—	141235	GU05070G01T01	GELC
Test Well DT-10	1811	1080	06/22/04	WG	UF	CS	—	Rad	Alpha-Spec	Uranium-234	U-234	—	0.383	0.010	0.054	—	pCi/L	—	—	115578	GU04060G01T01	GELC
Test Well DT-10	1811	1080	08/18/03	WG	UF	CS	—	Rad	Alpha-Spec	Uranium-234	U-234	—	0.425	0.0141	0.055	—	pCi/L	—	—	86692	GU03070G01T01	GELC
Test Well DT-10	1811	1080	08/18/03	WG	UF	DUP	—	Rad	Alpha-Spec	Uranium-234	U-234	—	0.311	0.013	0.052	—	pCi/L	—	—	86692	GU03070G01T01	GELC
Test Well DT-10	1811	1080	10/30/07	WG	F	CS	—	Rad	HASL-300	Uranium-235/Uranium-236	U-235/236	<	0.0261	0.003	0.0329	—	pCi/L	U	U	196782	GF071000G01T01	GELC
Test Well DT-10	1811	1080	12/04/06	WG	F	CS	—	Rad	HASL-300	Uranium-235/Uranium-236	U-235/236	<	0.0171	0.003	0.0498	—	pCi/L	U	U	177228	GF061100G01T01	GELC
Test Well DT-10	1811	1080	07/19/05	WG	F	CS	—	Rad	HASL-300	Uranium-235/Uranium-236	U-235/236	<	0.00376	0.004	0.07	—	pCi/L	U	U	141235	GF05070G01T01	GELC
Test Well DT-10	1811	1080	10/30/07	WG	UF	CS	—	Rad	HASL-300	Uranium-235/Uranium-236	U-235/236	<	0.0297	0.003	0.0342	—	pCi/L	U	U	196782	GU071000G01T01	GELC
Test Well DT-10	1811	1080	12/04/06	WG	UF	CS	—	Rad	HASL-300	Uranium-235/Uranium-236	U-235/236	<	0.0111	0.003	0.0487	—	pCi/L	U	U	177228	GU061100G01T01	GELC
Test Well DT-10	1811	1080	07/19/05	WG	UF	CS	—	Rad	HASL-300	Uranium-235/Uranium-236	U-235/236	<	0.0459	0.004	0.057	—	pCi/L	U	U	141235	GU05070G01T01	GELC
Test Well DT-10	1811	1080	06/22/04	WG	UF	CS	—	Rad	Alpha-Spec	Uranium-235/Uranium-236	U-235/236	—	0.046	0.003	0.033	—	pCi/L	—	J	115578	GU04060G01T01	GELC
Test Well DT-10	1811	1080	08/18/03	WG	UF	CS	—	Rad	Alpha-Spec	Uranium-235/Uranium-236	U-235/236	<	0.0265	0.003	0.032	—	pCi/L	U	U	86692	GU03070G01T01	GELC
Test Well DT-10	1811	1080	08/18/03	WG	UF	DUP	—	Rad	Alpha-Spec	Uranium-235/Uranium-236	U-235/236	—	0.0543	0.005	0.03	—	pCi/L	—	—	86692	GU03070G01T01	GELC
Test Well DT-10	1811	1080	10/30/07	WG	F	CS	—	Rad	HASL-300	Uranium-238	U-238	—	0.171	0.007	0.0369	—	pCi/L	—	—	196782	GF071000G01T01	GELC
Test Well DT-10	1811	1080	12/04/06	WG	F	CS	—	Rad	HASL-300	Uranium-238	U-238	—	0.209	0.009	0.0345	—	pCi/L	—	—	177228	GF061100G01T01	GELC
Test Well DT-10	1811	1080	07/19/05	WG	F	CS	—	Rad	HASL-300	Uranium-238	U-238	—	0.192	0.009	0.066	—	pCi/L	—	J, JN+	141235	GF05070G01T01	GELC
Test Well DT-10	1811	1080	10/30/07	WG	UF	CS	—	Rad	HASL-300	Uranium-238	U-238	—	0.2	0.008	0.0385	—	pCi/L	—	—	196782	GU071000G01T01	GELC
Test Well DT-10	1811	1080	12/04/06	WG	UF	CS	—	Rad	HASL-300	Uranium-238	U-238	—	0.182	0.008	0.0338	—	pCi/L	—	—	177228	GU061100G01T01	GELC
Test Well DT-10	1811	1080	07/19/05	WG	UF	CS	—	Rad	HASL-300	Uranium-238	U-238	—	0.31	0.011	0.053	—	pCi/L	—	—	141235	GU05070G01T01	GELC
Test Well DT-10	1811	1080	06/22/04	WG	UF	CS	—	Rad	EPA:901.1	Uranium-238	U-238	<	79.1	23.833	245	—	pCi/L	U	U	115578	GU04060G01T01	GELC
Test Well DT-10	1811	1080	06/22/04	WG	UF	CS	—	Rad	Alpha-Spec	Uranium-238	U-238	—	0.155	0.006	0.038	—	pCi/L	—	—	115578	GU04060G01T01	GELC
Test Well DT-10	1811	1080	08/18/03	WG	UF	CS	—	Rad	Alpha-Spec	Uranium-238	U-238	—	0.168	0.008	0.035	—	pCi/L	—	—	86692	GU03070G01T01	GELC
Test Well DT-10	1811	1080	08/18/03	WG	UF	CS	—	Rad	EPA:901.1	Uranium-238	U-238	<	0.433	16.633	161	—	pCi/L	U	U	86692	GU03070G01T01	GELC
Test Well DT-10	1811	1080	08/18/03	WG	UF	DUP	—	Rad	EPA:901.1	Uranium-238	U-238	<	0	9.033	83.7	—	pCi/L	UUI	—	86692	GU03070G01T01	GELC
Test Well DT-10	1811	1080	08/18/03	WG	UF	DUP	—	Rad	Alpha-Spec	Uranium-238	U-238	—	0.176	0.008	0.033	—	pCi/L	—	—	86692	GU03070G01T01	GELC
Test Well DT-5A	1821	1172	11/10/07	WG	F	CS	—	Geninorg	EPA:310.1	Alkalinity-CO ₃ +HCO ₃	Alkalinity-CO ₃ +HCO ₃	—	49.8	—	—	0.725	mg/L	—	—	197658	GF071000GA5T01	GELC
Test Well DT-5A	1821	1172	05/17/07	WG	F	CS	—	Geninorg	EPA:310.1	Alkalinity-CO ₃ +HCO ₃	Alkalinity-CO ₃ +HCO ₃	—	49.4	—	—	0.725	mg/L	—	—	186423	GF070500GA5T01	GELC
Test Well DT-5A	1821	1172	12/06/06	WG	F	CS	—	Geninorg	EPA:310.1	Alkalinity-CO ₃ +HCO ₃	Alkalinity-CO ₃ +HCO ₃	—	52.3	—	—	0.725	mg/L	—	—	177384	GF061100GA5T01	GELC
Test Well DT-5A	1821	1172	08																			

Ancho Canyon Watershed Last Four Analytical Results
for Sampling September 25, 2007 - November 10, 2007

Location	Port	Depth (ft)	Date	Field Matrix	Field Prep	Lab Sample Type	Field QC Type	Suite	Method	Analyte Desc	Analyte	Symbol	Result	1-sigma TPU	MDA	MDL	Units	Lab Qual	2nd Qual	Request	Sample	Lab
Test Well DT-5A	1821	1172	12/06/06	WG	UF	CS	—	Geninorg	SW-846:6010B	Calcium	Ca	—	8.87	—	—	0.036	mg/L	—	—	177384	GU061100GA5T01	GELC
Test Well DT-5A	1821	1172	08/24/05	WG	UF	CS	—	Geninorg	SW-846:6010B	Calcium	Ca	—	9.09	—	—	0.036	mg/L	—	—	144119	GU05070GA5T01	GELC
Test Well DT-5A	1821	1172	07/13/04	WG	UF	CS	—	Geninorg	SW-846:6010B	Calcium	Ca	—	8.54	—	—	0.0055	mg/L	—	—	116936	GU04060GA5T01	GELC
Test Well DT-5A	1821	1172	11/10/07	WG	F	CS	—	Geninorg	EPA:300.0	Chloride	Cl(-1)	—	1.55	—	—	0.066	mg/L	—	—	197658	GF071000GA5T01	GELC
Test Well DT-5A	1821	1172	05/17/07	WG	F	CS	—	Geninorg	EPA:300.0	Chloride	Cl(-1)	—	1.64	—	—	0.066	mg/L	—	—	186423	GF070500GA5T01	GELC
Test Well DT-5A	1821	1172	12/06/06	WG	F	CS	—	Geninorg	EPA:300.0	Chloride	Cl(-1)	—	1.7	—	—	0.066	mg/L	—	—	177384	GF061100GA5T01	GELC
Test Well DT-5A	1821	1172	08/24/05	WG	F	CS	—	Geninorg	EPA:300.0	Chloride	Cl(-1)	—	1.54	—	—	0.053	mg/L	—	—	144119	GF05070GA5T01	GELC
Test Well DT-5A	1821	1172	12/06/06	WG	UF	CS	—	Geninorg	EPA:300.0	Chloride	Cl(-1)	—	1.69	—	—	0.066	mg/L	—	—	177384	GU061100GA5T01	GELC
Test Well DT-5A	1821	1172	07/13/04	WG	UF	CS	—	Geninorg	EPA:300.0	Chloride	Cl(-1)	—	1.67	—	—	0.0322	mg/L	—	—	116936	GU04060GA5T01	GELC
Test Well DT-5A	1821	1172	07/13/04	WG	UF	DUP	—	Geninorg	EPA:300.0	Chloride	Cl(-1)	—	1.65	—	—	0.0322	mg/L	—	—	116936	GU04060GA5T01	GELC
Test Well DT-5A	1821	1172	11/10/07	WG	F	CS	—	Geninorg	EPA:300.0	Fluoride	F(-1)	—	0.231	—	—	0.033	mg/L	—	—	197658	GF071000GA5T01	GELC
Test Well DT-5A	1821	1172	05/17/07	WG	F	CS	—	Geninorg	EPA:300.0	Fluoride	F(-1)	—	0.25	—	—	0.033	mg/L	—	—	186423	GF070500GA5T01	GELC
Test Well DT-5A	1821	1172	12/06/06	WG	F	CS	—	Geninorg	EPA:300.0	Fluoride	F(-1)	—	0.224	—	—	0.033	mg/L	—	—	177384	GF061100GA5T01	GELC
Test Well DT-5A	1821	1172	08/24/05	WG	F	CS	—	Geninorg	EPA:300.0	Fluoride	F(-1)	—	0.229	—	—	0.03	mg/L	—	—	144119	GF05070GA5T01	GELC
Test Well DT-5A	1821	1172	12/06/06	WG	UF	CS	—	Geninorg	EPA:300.0	Fluoride	F(-1)	—	0.229	—	—	0.033	mg/L	—	—	177384	GU061100GA5T01	GELC
Test Well DT-5A	1821	1172	07/13/04	WG	UF	CS	—	Geninorg	EPA:300.0	Fluoride	F(-1)	—	0.226	—	—	0.0553	mg/L	—	—	116936	GU04060GA5T01	GELC
Test Well DT-5A	1821	1172	07/13/04	WG	UF	DUP	—	Geninorg	EPA:300.0	Fluoride	F(-1)	—	0.227	—	—	0.0553	mg/L	—	—	116936	GU04060GA5T01	GELC
Test Well DT-5A	1821	1172	11/10/07	WG	F	CS	—	Geninorg	SM:A2340B	Hardness	HARDNESS	—	31.7	—	—	0.425	mg/L	—	—	197658	GF071000GA5T01	GELC
Test Well DT-5A	1821	1172	05/17/07	WG	F	CS	—	Geninorg	SM:A2340B	Hardness	HARDNESS	—	32	—	—	0.44	mg/L	—	—	186423	GF070500GA5T01	GELC
Test Well DT-5A	1821	1172	12/06/06	WG	F	CS	—	Geninorg	SM:A2340B	Hardness	HARDNESS	—	32.3	—	—	0.085	mg/L	—	—	177384	GF061100GA5T01	GELC
Test Well DT-5A	1821	1172	08/24/05	WG	F	CS	—	Geninorg	SM:A2340B	Hardness	HARDNESS	—	34.4	—	—	0.085	mg/L	—	—	144119	GF05070GA5T01	GELC
Test Well DT-5A	1821	1172	11/10/07	WG	UF	CS	—	Geninorg	SM:A2340B	Hardness	HARDNESS	—	31.8	—	—	0.425	mg/L	—	—	197658	GU071000GA5T01	GELC
Test Well DT-5A	1821	1172	05/17/07	WG	UF	CS	—	Geninorg	SM:A2340B	Hardness	HARDNESS	—	32.6	—	—	0.44	mg/L	—	—	186423	GU070500GA5T01	GELC
Test Well DT-5A	1821	1172	12/06/06	WG	UF	CS	—	Geninorg	SM:A2340B	Hardness	HARDNESS	—	32.7	—	—	0.085	mg/L	—	—	177384	GU061100GA5T01	GELC
Test Well DT-5A	1821	1172	08/24/05	WG	UF	CS	—	Geninorg	SM:A2340B	Hardness	HARDNESS	—	33.6	—	—	0.085	mg/L	—	—	144119	GU05070GA5T01	GELC
Test Well DT-5A	1821	1172	07/13/04	WG	UF	CS	—	Geninorg	EPA:200.7	Hardness	HARDNESS	—	31.7	—	—	0.00554	mg/L	—	—	116936	GU04060GA5T01	GELC
Test Well DT-5A	1821	1172	11/10/07	WG	F	CS	—	Geninorg	SW-846:6010B	Magnesium	Mg	—	2.49	—	—	0.085	mg/L	—	—	197658	GF071000GA5T01	GELC
Test Well DT-5A	1821	1172	05/17/07	WG	F	CS	—	Geninorg	SW-846:6010B	Magnesium	Mg	—	2.54	—	—	0.085	mg/L	—	—	186423	GF070500GA5T01	GELC
Test Well DT-5A	1821	1172	12/06/06	WG	F	CS	—	Geninorg	SW-846:6010B	Magnesium	Mg	—	2.54	—	—	0.085	mg/L	—	—	177384	GF061100GA5T01	GELC
Test Well DT-5A	1821	1172	08/24/05	WG	F	CS	—	Geninorg	SW-846:6010B	Magnesium	Mg	—	2.71	—	—	0.085	mg/L	—	—	144119	GF05070GA5T01	GELC
Test Well DT-5A	1821	1172	11/10/07	WG	UF	CS	—	Geninorg	SW-846:6010B	Magnesium	Mg	—	2.47	—	—	0.085	mg/L	—	—	197658	GU071000GA5T01	GELC
Test Well DT-5A	1821	1172	05/17/07	WG	UF	CS	—	Geninorg	SW-846:6010B	Magnesium	Mg	—	2.59	—	—	0.085	mg/L	—	—	186423	GU070500GA5T01	GELC
Test Well DT-5A	1821	1172	12/06/06	WG	UF	CS	—	Geninorg	SW-846:6010B	Magnesium	Mg	—	2.57	—	—	0.085	mg/L	—	—	177384	GU061100GA5T01	GELC
Test Well DT-5A	1821	1172	08/24/05	WG	UF	CS	—	Geninorg	SW-846:6010B	Magnesium	Mg	—	2.64	—	—	0.085	mg/L	—	—	144119	GU05070GA5T01	GELC
Test Well DT-5A	1821	1172	07/13/04	WG	UF	CS	—	Geninorg	SW-846:6010B	Magnesium	Mg	—	2.51	—	—	0.0052	mg/L	—	—	116936	GU04060GA5T01	GELC
Test Well DT-5A	1821	1172	11/10/07	WG	F	CS	—	Geninorg	EPA:353.2	Nitrate-Nitrite as Nitrogen	NO3+NO2-N	—	0.345	—	—	0.05	mg/L	—	—	197658	GF071000GA5T01	GELC
Test Well DT-5A	1821	1172	05/17/07	WG	F	CS	—	Geninorg	EPA:353.2	Nitrate-Nitrite as Nitrogen	NO3+NO2-N	—	0.33	—	—	0.01	mg/L	—	J-	186423	GF070500GA5T01	GELC
Test Well DT-5A	1821	1172	12/06/06	WG	F	CS	—	Geninorg	EPA:353.1	Nitrate-Nitrite as Nitrogen	NO3+NO2-N	—	0.301	—	—	0.014	mg/L	—	—	177384	GF061100GA5T01	GELC
Test Well DT-5A	1821	1172	08/24/05	WG	F	CS	—	Geninorg	EPA:353.1	Nitrate-Nitrite as Nitrogen	NO3+NO2-N	—	0.249	—	—	0.017	mg/L	—	—	144119	GF05070GA5T01	GELC
Test Well DT-5A	1821	1172	12/06/06	WG	UF	CS	—	Geninorg	EPA:353.1	Nitrate-Nitrite as Nitrogen	NO3+NO2-N	—	0.3	—	—	0.014	mg/L	—	—	177384	GU061100GA5T01	GELC
Test Well DT-5A	1821	1172	07/13/04	WG	UF	CS	—	Geninorg	EPA:353.1	Nitrate-Nitrite as Nitrogen	NO3+NO2-N	—	0.3	—	—	0.01	mg/L	—	—	116936	GU04060GA5T01	GELC
Test Well DT-5A	1821	1172	11/10/07	WG	F	CS	—	Geninorg	SW-846:6850	Perchlorate	ClO4	—	0.253	—	—	0.05	ug/L	—	J-	197658	GF071000GA5T01	GELC
Test Well DT-5A	1821	1172	05/17/07	WG	F	CS	—	Geninorg	SW-846:6850	Perchlorate	ClO4	—	0.258	—	—	0.05	ug/L	—	J-	186423	GF070500GA5T01	GELC
Test Well DT-5A	1821	1172	05/17/07	WG	F	CS	—	Geninorg	EPA:314.0	Perchlorate	ClO4	<	4	—	—	4	ug/L	U	—	186423	GF070500GA5T01	GELC
Test Well DT-5A	1821	1172	12/06/06	WG	F	CS	—	Geninorg	SW846 6850	Perchlorate	ClO4	—	0.242	—	—	0.05	ug/L	—	—	177384	GF061100GA5T01	GELC
Test Well DT-5A	1821	1172	12/06/06	WG	F	CS	—	Geninorg	EPA:314.0	Perchlorate	ClO4	<	4	—	—	4	ug/L	U	—	177384	GF061100GA5T01	GELC
Test Well DT-5A	1821	1172	08/24/05	WG	F	CS	—	Geninorg	EPA:314.0	Perchlorate	ClO4	<	4	—	—	4	ug/L	U	—	144119	GF05070GA5T01	GELC
Test Well DT-5A	1821	1172	08/24/05	WG	F	CS	—	Geninorg	SW846 6850	Perchlorate	ClO4	—	0.294	—	—	0.05	ug/L	H	J	144119	GF05070GA5T01	GELC
Test Well DT-5A	1821	1172	07/13/04	WG	UF	CS	—	Geninorg	SW846 6850	Perchlorate	ClO4	—	0.219	—	—	0.05	ug/L	—	—	116936	GU04060GA5T01	GELC
Test Well DT-5A	1821	1172	07/13/04	WG	UF	CS	—	Geninorg	EPA:314.0	Perchlorate	ClO4	<	4	—	—	4	ug/L	U	—	116936	GU04060GA5T01	GELC
Test Well DT-5A	1821	1172	11/10/07	WG	F	CS	—	Geninorg	SW-846:6010B	Potassium	K	—	1.71	—	—	0.05	mg/L	—	—	197658	GF071000GA5T01	GELC
Test Well DT-5A	1821	1172	05/17/07	WG	F	CS	—	Geninorg	SW-846:6010B	Potassium	K	—	1.79	—	—	0.05	mg/L	—	—	186423	GF070500GA5T01	GELC
Test Well DT-5A	1821	1172	12/06/06	WG	F	CS	—	Geninorg	SW-846:6010B	Potassium	K	—	1.82	—	—	0.05	mg/L	—	—	177384	GF061100GA5T01	GELC
Test Well DT-5A	1821	1172	08/24/05	WG	F	CS	—	Geninorg	SW-846:6010B	Potassium	K	—	1.79	—	—	0.05	mg/L	—	—	144119	GF05070GA5T01	GELC
Test Well DT-5A	1821	1172	11/10/07	WG	UF	CS	—	Geninorg	SW-846:6010B	Potassium	K	—	1.76	—	—	0.05	mg/L	—	—	197658	GU071000GA5T01	GELC
Test Well DT-5A	1821	1172	05/17/07	WG	UF	CS	—	Geninorg	SW-846:6010B	Potassium	K	—	1.83	—	—	0.05	mg/L	—	—	186423	GU070500GA5T01	GELC
Test Well DT-5A	1821	1172	12/06/06	WG	UF	CS	—	Geninorg	SW-846:6010B	Potassium	K	—	1.84	—	—	0.05	mg/L	—	—	177384	GU061100GA5T01	GELC
Test Well DT-5A	1821	1172	08/24/05	WG	UF	CS	—	Geninorg	SW-846:6010B	Potassium	K	—	1.74	—	—	0.05	mg/L	—	—	144119	GU05070GA5T01	GELC
Test Well DT-5A	1821	1172	07/13/04	WG	UF	CS	—	Geninorg	SW-846:6010B	Potassium	K	—	1.59	—	—	0.0165	mg/L	—	—	116936	GU04060GA5T01	GELC
Test Well DT-5A	1821	1172	11/10/07	WG	F	CS	—	Geninorg	SW-846:6010B	Silicon Dioxide	SiO2	—	69.2	—	—	0.032	mg/L	—	—	197658	GF071000GA5T01	GELC
Test Well DT-5A	1821	1172	05/17/07	WG	F	CS	—	Geninorg	SW-846:6010B	Silicon Dioxide	SiO2	—	69.3	—	—	0.032	mg/L	—	—	186423	GF070500GA	

Ancho Canyon Watershed Last Four Analytical Results
for Sampling September 25, 2007 - November 10, 2007

Location	Port	Depth (ft)	Date	Field Matrix	Field Prep	Lab Sample Type	Field QC Type	Suite	Method	Analyte Desc	Analyte	Symbol	Result	1-sigma TPU	MDA	MDL	Units	Lab Qual	2nd Qual	Request	Sample	Lab
Test Well DT-5A	1821	1172	12/06/06	WG	F	CS	—	Geninorg	SW-846:6010B	Sodium	Na	—	11.1	—	—	0.045	mg/L	—	—	177384	GF061100GA5T01	GELC
Test Well DT-5A	1821	1172	08/24/05	WG	F	CS	—	Geninorg	SW-846:6010B	Sodium	Na	—	11.3	—	—	0.045	mg/L	—	—	144119	GF05070GA5T01	GELC
Test Well DT-5A	1821	1172	11/10/07	WG	UF	CS	—	Geninorg	SW-846:6010B	Sodium	Na	—	10.7	—	—	0.045	mg/L	—	—	197658	GU071000GA5T01	GELC
Test Well DT-5A	1821	1172	05/17/07	WG	UF	CS	—	Geninorg	SW-846:6010B	Sodium	Na	—	11.4	—	—	0.045	mg/L	—	—	186423	GU070500GA5T01	GELC
Test Well DT-5A	1821	1172	12/06/06	WG	UF	CS	—	Geninorg	SW-846:6010B	Sodium	Na	—	11.2	—	—	0.045	mg/L	—	—	177384	GU061100GA5T01	GELC
Test Well DT-5A	1821	1172	08/24/05	WG	UF	CS	—	Geninorg	SW-846:6010B	Sodium	Na	—	11.2	—	—	0.045	mg/L	—	—	144119	GU05070GA5T01	GELC
Test Well DT-5A	1821	1172	07/13/04	WG	UF	CS	—	Geninorg	SW-846:6010B	Sodium	Na	—	10.3	—	—	0.0144	mg/L	—	—	116936	GU04060GA5T01	GELC
Test Well DT-5A	1821	1172	11/10/07	WG	F	CS	—	Geninorg	EPA:120.1	Specific Conductance	SPEC_CONDC	—	109	—	—	1	uS/cm	—	—	197658	GF071000GA5T01	GELC
Test Well DT-5A	1821	1172	05/17/07	WG	F	CS	—	Geninorg	EPA:120.1	Specific Conductance	SPEC_CONDC	—	138	—	—	1	uS/cm	—	—	186423	GF070500GA5T01	GELC
Test Well DT-5A	1821	1172	12/06/06	WG	F	CS	—	Geninorg	EPA:120.1	Specific Conductance	SPEC_CONDC	—	119	—	—	1	uS/cm	—	—	177384	GF061100GA5T01	GELC
Test Well DT-5A	1821	1172	08/24/05	WG	F	CS	—	Geninorg	EPA:120.1	Specific Conductance	SPEC_CONDC	—	115	—	—	1	uS/cm	—	—	144119	GF05070GA5T01	GELC
Test Well DT-5A	1821	1172	12/06/06	WG	UF	CS	—	Geninorg	EPA:120.1	Specific Conductance	SPEC_CONDC	—	119	—	—	1	uS/cm	—	—	177384	GU061100GA5T01	GELC
Test Well DT-5A	1821	1172	07/13/04	WG	UF	CS	—	Geninorg	SW-846:9050A	Specific Conductance	SPEC_CONDC	—	116	—	—	1	uS/cm	—	—	116936	GU04060GA5T01	GELC
Test Well DT-5A	1821	1172	07/13/04	WG	UF	DUP	—	Geninorg	SW-846:9050A	Specific Conductance	SPEC_CONDC	—	116	—	—	1	uS/cm	—	—	116936	GU04060GA5T01	GELC
Test Well DT-5A	1821	1172	11/10/07	WG	F	CS	—	Geninorg	EPA:300.0	Sulfate	SO4(-2)	—	1.45	—	—	0.1	mg/L	—	—	197658	GF071000GA5T01	GELC
Test Well DT-5A	1821	1172	05/17/07	WG	F	CS	—	Geninorg	EPA:300.0	Sulfate	SO4(-2)	—	1.5	—	—	0.1	mg/L	—	—	186423	GF070500GA5T01	GELC
Test Well DT-5A	1821	1172	12/06/06	WG	F	CS	—	Geninorg	EPA:300.0	Sulfate	SO4(-2)	—	1.44	—	—	0.1	mg/L	—	—	177384	GF061100GA5T01	GELC
Test Well DT-5A	1821	1172	08/24/05	WG	F	CS	—	Geninorg	EPA:300.0	Sulfate	SO4(-2)	—	1.53	—	—	0.057	mg/L	—	—	144119	GF05070GA5T01	GELC
Test Well DT-5A	1821	1172	12/06/06	WG	UF	CS	—	Geninorg	EPA:300.0	Sulfate	SO4(-2)	—	1.46	—	—	0.1	mg/L	—	—	177384	GU061100GA5T01	GELC
Test Well DT-5A	1821	1172	07/13/04	WG	UF	CS	—	Geninorg	EPA:300.0	Sulfate	SO4(-2)	—	1.49	—	—	0.193	mg/L	—	—	116936	GU04060GA5T01	GELC
Test Well DT-5A	1821	1172	07/13/04	WG	UF	DUP	—	Geninorg	EPA:300.0	Sulfate	SO4(-2)	—	1.6	—	—	0.193	mg/L	—	—	116936	GU04060GA5T01	GELC
Test Well DT-5A	1821	1172	11/10/07	WG	F	CS	—	Geninorg	EPA:160.1	Total Dissolved Solids	TDS	—	128	—	—	2.38	mg/L	—	—	197658	GF071000GA5T01	GELC
Test Well DT-5A	1821	1172	05/17/07	WG	F	CS	—	Geninorg	EPA:160.1	Total Dissolved Solids	TDS	—	140	—	—	2.38	mg/L	—	—	186423	GF070500GA5T01	GELC
Test Well DT-5A	1821	1172	12/06/06	WG	F	CS	—	Geninorg	EPA:160.1	Total Dissolved Solids	TDS	—	94	—	—	2.38	mg/L	—	—	177384	GF061100GA5T01	GELC
Test Well DT-5A	1821	1172	12/06/06	WG	F	CS	—	Geninorg	EPA:160.1	Total Dissolved Solids	TDS	—	110	—	—	2.38	mg/L	—	—	177384	GU061100GA5T01	GELC
Test Well DT-5A	1821	1172	08/24/05	WG	F	CS	—	Geninorg	EPA:160.1	Total Dissolved Solids	TDS	—	131	—	—	2.38	mg/L	—	—	144119	GF05070GA5T01	GELC
Test Well DT-5A	1821	1172	07/13/04	WG	F	CS	—	Geninorg	EPA:160.1	Total Dissolved Solids	TDS	—	117	—	—	3.07	mg/L	—	J	116936	GU04060GA5T01	GELC
Test Well DT-5A	1821	1172	11/10/07	WG	F	CS	—	Geninorg	EPA:351.2	Total Kjeldahl Nitrogen	TKN	—	0.051	—	—	0.029	mg/L	J	JN-	197658	GF071000GA5T01	GELC
Test Well DT-5A	1821	1172	05/17/07	WG	F	CS	—	Geninorg	EPA:351.2	Total Kjeldahl Nitrogen	TKN	<	0.145	—	—	0.145	mg/L	U	UJ	186423	GF070500GA5T01	GELC
Test Well DT-5A	1821	1172	12/06/06	WG	F	CS	—	Geninorg	EPA:351.2	Total Kjeldahl Nitrogen	TKN	—	0.28	—	—	0.01	mg/L	—	—	177384	GF061100GA5T01	GELC
Test Well DT-5A	1821	1172	08/24/05	WG	F	CS	—	Geninorg	EPA:351.2	Total Kjeldahl Nitrogen	TKN	—	0.088	—	—	0.02	mg/L	J	—	144119	GF05070GA5T01	GELC
Test Well DT-5A	1821	1172	05/17/07	WG	UF	CS	—	Geninorg	EPA:351.2	Total Kjeldahl Nitrogen	TKN	<	0.145	—	—	0.145	mg/L	U	UJ	186423	GU070500GA5T01	GELC
Test Well DT-5A	1821	1172	12/06/06	WG	UF	CS	—	Geninorg	EPA:351.2	Total Kjeldahl Nitrogen	TKN	<	0.01	—	—	0.01	mg/L	U	—	177384	GU061100GA5T01	GELC
Test Well DT-5A	1821	1172	11/10/07	WG	F	CS	—	Geninorg	EPA:150.1	pH	pH	—	8	—	—	0.01	SU	H	J	197658	GF071000GA5T01	GELC
Test Well DT-5A	1821	1172	05/17/07	WG	F	CS	—	Geninorg	EPA:150.1	pH	pH	—	7.91	—	—	0.01	SU	H	J	186423	GF070500GA5T01	GELC
Test Well DT-5A	1821	1172	12/06/06	WG	F	CS	—	Geninorg	EPA:150.1	pH	pH	—	7.96	—	—	0.01	SU	H	J	177384	GF061100GA5T01	GELC
Test Well DT-5A	1821	1172	08/24/05	WG	F	CS	—	Geninorg	EPA:150.1	pH	pH	—	7.42	—	—	0.01	SU	H	J	144119	GF05070GA5T01	GELC
Test Well DT-5A	1821	1172	12/06/06	WG	UF	CS	—	Geninorg	EPA:150.1	pH	pH	—	8.14	—	—	0.01	SU	H	J	177384	GU061100GA5T01	GELC
Test Well DT-5A	1821	1172	07/13/04	WG	UF	CS	—	Geninorg	EPA:150.1	pH	pH	—	8.01	—	—	—	SU	H	J	116936	GU04060GA5T01	GELC
Test Well DT-5A	1821	1172	07/13/04	WG	UF	DUP	—	Geninorg	EPA:150.1	pH	pH	—	8.01	—	—	—	SU	H	—	116936	GU04060GA5T01	GELC
Test Well DT-5A	1821	1172	11/10/07	WG	F	CS	—	Metals	SW-846:6010B	Barium	Ba	—	23.6	—	—	1	ug/L	—	—	197658	GF071000GA5T01	GELC
Test Well DT-5A	1821	1172	05/17/07	WG	F	CS	—	Metals	SW-846:6010B	Barium	Ba	—	23.9	—	—	1	ug/L	—	—	186423	GF070500GA5T01	GELC
Test Well DT-5A	1821	1172	12/06/06	WG	F	CS	—	Metals	SW-846:6010B	Barium	Ba	—	23.5	—	—	1	ug/L	—	—	177384	GF061100GA5T01	GELC
Test Well DT-5A	1821	1172	08/24/05	WG	F	CS	—	Metals	SW-846:6010B	Barium	Ba	—	24.4	—	—	1	ug/L	—	—	144119	GF05070GA5T01	GELC
Test Well DT-5A	1821	1172	11/10/07	WG	UF	CS	—	Metals	SW-846:6010B	Barium	Ba	—	23.7	—	—	1	ug/L	—	—	197658	GU071000GA5T01	GELC
Test Well DT-5A	1821	1172	05/17/07	WG	UF	CS	—	Metals	SW-846:6010B	Barium	Ba	—	24.6	—	—	1	ug/L	—	—	186423	GU070500GA5T01	GELC
Test Well DT-5A	1821	1172	12/06/06	WG	UF	CS	—	Metals	SW-846:6010B	Barium	Ba	—	24.8	—	—	1	ug/L	—	—	177384	GU061100GA5T01	GELC
Test Well DT-5A	1821	1172	08/24/05	WG	UF	CS	—	Metals	SW-846:6010B	Barium	Ba	—	25.3	—	—	1	ug/L	—	—	144119	GU05070GA5T01	GELC
Test Well DT-5A	1821	1172	07/13/04	WG	UF	CS	—	Metals	SW-846:6010B	Barium	Ba	—	23.6	—	—	0.22	ug/L	—	—	116936	GU04060GA5T01	GELC
Test Well DT-5A	1821	1172	11/10/07	WG	F	CS	—	Metals	SW-846:6010B	Boron	B	—	15.7	—	—	10	ug/L	J	—	197658	GF071000GA5T01	GELC
Test Well DT-5A	1821	1172	05/17/07	WG	F	CS	—	Metals	SW-846:6010B	Boron	B	—	12	—	—	10	ug/L	J	—	186423	GF070500GA5T01	GELC
Test Well DT-5A	1821	1172	12/06/06	WG	F	CS	—	Metals	SW-846:6010B	Boron	B	<	10	—	—	10	ug/L	U	—	177384	GF061100GA5T01	GELC
Test Well DT-5A	1821	1172	08/24/05	WG	F	CS	—	Metals	SW-846:6010B	Boron	B	<	10	—	—	10	ug/L	U	—	144119	GF05070GA5T01	GELC
Test Well DT-5A	1821	1172	11/10/07	WG	UF	CS	—	Metals	SW-846:6010B	Boron	B	—	12.7	—	—	10	ug/L	J	—	197658	GU071000GA5T01	GELC
Test Well DT-5A	1821	1172	05/17/07	WG	UF	CS	—	Metals	SW-846:6010B	Boron	B	—	11.5	—	—	10	ug/L	J	—	186423	GU070500GA5T01	GELC
Test Well DT-5A	1821	1172	12/06/06	WG	UF	CS	—	Metals	SW-846:6010B	Boron	B	—	10	—	—	10	ug/L	J	—	177384	GU061100GA5T01	GELC
Test Well DT-5A	1821	1172	08/24/05	WG	UF	CS	—	Metals	SW-846:6010B	Boron	B	<	10	—	—	10	ug/L	U	—	144119	GU05070GA5T01	GELC
Test Well DT-5A	1821	1172	07/13/04	WG	UF	CS	—	Metals	SW-846:6010B	Boron	B	—	11.5	—	—	4.9	ug/L	B	—	116936	GU04060GA5T01	GELC
Test Well DT-5A	1821	1172	11/10/07	WG	F	CS	—	Metals	SW-846:6020	Chromium	Cr	—	4.2	—	—	1	ug/L	—	—	197658	GF071000GA5T01	GELC
Test Well DT-5A	1821	1172	05/17/07	WG	F	CS	—	Metals	SW-846:6020	Chromium	Cr	—	1.5	—	—	1	ug/L	J	—	186423	GF070500GA5T01	GELC
Test Well DT-5A	1821	1172	12/06/06	WG	F	CS	—	Metals	SW-846:6020	Chromium	Cr	—	2.7	—	—	1	ug/L	JN	J-	177384	GF061100GA5T01	GELC
Test Well DT-5A	1821	1172	08/24/05	WG	F	CS	—	Metals	SW-846:6010B	Chromium	Cr	—	2.3	—	—	1	ug/L	J	—	144119	GF05070GA5T01	GELC
Test Well DT-5A	1821	1172	11/10/07</																			

Ancho Canyon Watershed Last Four Analytical Results
for Sampling September 25, 2007 - November 10, 2007

Location	Port	Depth (ft)	Date	Field Matrix	Field Prep	Lab Sample Type	Field QC Type	Suite	Method	Analyte Desc	Analyte	Symbol	Result	1-sigma TPU	MDA	MDL	Units	Lab Qual	2nd Qual	Request	Sample	Lab
Test Well DT-5A	1821	1172	12/06/06	WG	F	CS	—	Metals	SW-846:6010B	Copper	Cu	<	3	—	—	3	ug/L	U	R	177384	GF061100GA5T01	GELC
Test Well DT-5A	1821	1172	08/24/05	WG	F	CS	—	Metals	SW-846:6010B	Copper	Cu	<	3	—	—	3	ug/L	U	—	144119	GF05070GA5T01	GELC
Test Well DT-5A	1821	1172	11/10/07	WG	UF	CS	—	Metals	SW-846:6010B	Copper	Cu	—	6.8	—	—	3	ug/L	J	—	197658	GU071000GA5T01	GELC
Test Well DT-5A	1821	1172	05/17/07	WG	UF	CS	—	Metals	SW-846:6010B	Copper	Cu	<	3	—	—	3	ug/L	U	R	186423	GU070500GA5T01	GELC
Test Well DT-5A	1821	1172	12/06/06	WG	UF	CS	—	Metals	SW-846:6010B	Copper	Cu	<	3	—	—	3	ug/L	U	R	177384	GU061100GA5T01	GELC
Test Well DT-5A	1821	1172	08/24/05	WG	UF	CS	—	Metals	SW-846:6010B	Copper	Cu	<	3	—	—	3	ug/L	U	—	144119	GU05070GA5T01	GELC
Test Well DT-5A	1821	1172	07/13/04	WG	UF	CS	—	Metals	SW-846:6010B	Copper	Cu	—	14.5	—	—	1.4	ug/L	*	J	116936	GU04060GA5T01	GELC
Test Well DT-5A	1821	1172	11/10/07	WG	F	CS	—	Metals	SW-846:6010B	Manganese	Mn	—	9.6	—	—	2	ug/L	J	—	197658	GF071000GA5T01	GELC
Test Well DT-5A	1821	1172	05/17/07	WG	F	CS	—	Metals	SW-846:6010B	Manganese	Mn	—	10.6	—	—	2	ug/L	—	—	186423	GF070500GA5T01	GELC
Test Well DT-5A	1821	1172	12/06/06	WG	F	CS	—	Metals	SW-846:6010B	Manganese	Mn	—	8.4	—	—	2	ug/L	J	—	177384	GF061100GA5T01	GELC
Test Well DT-5A	1821	1172	08/24/05	WG	F	CS	—	Metals	SW-846:6010B	Manganese	Mn	—	5.4	—	—	2	ug/L	J	—	144119	GF05070GA5T01	GELC
Test Well DT-5A	1821	1172	11/10/07	WG	UF	CS	—	Metals	SW-846:6010B	Manganese	Mn	—	12.1	—	—	2	ug/L	—	—	197658	GU071000GA5T01	GELC
Test Well DT-5A	1821	1172	05/17/07	WG	UF	CS	—	Metals	SW-846:6010B	Manganese	Mn	—	13.4	—	—	2	ug/L	—	—	186423	GU070500GA5T01	GELC
Test Well DT-5A	1821	1172	12/06/06	WG	UF	CS	—	Metals	SW-846:6010B	Manganese	Mn	—	21.6	—	—	2	ug/L	—	—	177384	GU061100GA5T01	GELC
Test Well DT-5A	1821	1172	08/24/05	WG	UF	CS	—	Metals	SW-846:6010B	Manganese	Mn	—	34.8	—	—	2	ug/L	—	—	144119	GU05070GA5T01	GELC
Test Well DT-5A	1821	1172	07/13/04	WG	UF	CS	—	Metals	SW-846:6010B	Manganese	Mn	—	16	—	—	0.3	ug/L	—	—	116936	GU04060GA5T01	GELC
Test Well DT-5A	1821	1172	11/10/07	WG	F	CS	—	Metals	SW-846:6010B	Strontium	Sr	—	44.6	—	—	1	ug/L	—	—	197658	GF071000GA5T01	GELC
Test Well DT-5A	1821	1172	05/17/07	WG	F	CS	—	Metals	SW-846:6010B	Strontium	Sr	—	44.6	—	—	1	ug/L	—	—	186423	GF070500GA5T01	GELC
Test Well DT-5A	1821	1172	12/06/06	WG	F	CS	—	Metals	SW-846:6010B	Strontium	Sr	—	44.9	—	—	1	ug/L	—	—	177384	GF061100GA5T01	GELC
Test Well DT-5A	1821	1172	08/24/05	WG	F	CS	—	Metals	SW-846:6010B	Strontium	Sr	—	48.1	—	—	1	ug/L	—	—	144119	GF05070GA5T01	GELC
Test Well DT-5A	1821	1172	11/10/07	WG	UF	CS	—	Metals	SW-846:6010B	Strontium	Sr	—	44.7	—	—	1	ug/L	—	—	197658	GU071000GA5T01	GELC
Test Well DT-5A	1821	1172	05/17/07	WG	UF	CS	—	Metals	SW-846:6010B	Strontium	Sr	—	45.5	—	—	1	ug/L	—	—	186423	GU070500GA5T01	GELC
Test Well DT-5A	1821	1172	12/06/06	WG	UF	CS	—	Metals	SW-846:6010B	Strontium	Sr	—	45.5	—	—	1	ug/L	—	—	177384	GU061100GA5T01	GELC
Test Well DT-5A	1821	1172	08/24/05	WG	UF	CS	—	Metals	SW-846:6010B	Strontium	Sr	—	46.9	—	—	1	ug/L	—	—	144119	GU05070GA5T01	GELC
Test Well DT-5A	1821	1172	07/13/04	WG	UF	CS	—	Metals	SW-846:6010B	Strontium	Sr	—	43.9	—	—	0.18	ug/L	—	—	116936	GU04060GA5T01	GELC
Test Well DT-5A	1821	1172	11/10/07	WG	F	CS	—	Metals	SW-846:6020	Uranium	U	—	0.36	—	—	0.05	ug/L	—	—	197658	GF071000GA5T01	GELC
Test Well DT-5A	1821	1172	05/17/07	WG	F	CS	—	Metals	SW-846:6020	Uranium	U	<	0.31	—	—	0.05	ug/L	—	U	186423	GF070500GA5T01	GELC
Test Well DT-5A	1821	1172	12/06/06	WG	F	CS	—	Metals	SW-846:6020	Uranium	U	<	0.3	—	—	0.05	ug/L	—	U	177384	GF061100GA5T01	GELC
Test Well DT-5A	1821	1172	08/24/05	WG	F	CS	—	Metals	SW-846:6020	Uranium	U	<	0.43	—	—	0.05	ug/L	—	J+, U	144119	GF05070GA5T01	GELC
Test Well DT-5A	1821	1172	11/10/07	WG	UF	CS	—	Metals	SW-846:6020	Uranium	U	—	0.36	—	—	0.05	ug/L	—	—	197658	GU071000GA5T01	GELC
Test Well DT-5A	1821	1172	05/17/07	WG	UF	CS	—	Metals	SW-846:6020	Uranium	U	<	0.29	—	—	0.05	ug/L	—	U	186423	GU070500GA5T01	GELC
Test Well DT-5A	1821	1172	12/06/06	WG	UF	CS	—	Metals	SW-846:6020	Uranium	U	<	0.28	—	—	0.05	ug/L	—	U	177384	GU061100GA5T01	GELC
Test Well DT-5A	1821	1172	08/24/05	WG	UF	CS	—	Metals	SW-846:6020	Uranium	U	<	0.35	—	—	0.05	ug/L	—	J+, U	144119	GU05070GA5T01	GELC
Test Well DT-5A	1821	1172	07/13/04	WG	UF	CS	—	Metals	SW-846:6020	Uranium	U	—	0.304	—	—	0.02	ug/L	—	—	116936	GU04060GA5T01	GELC
Test Well DT-5A	1821	1172	11/10/07	WG	F	CS	—	Metals	SW-846:6010B	Vanadium	V	—	8.2	—	—	1	ug/L	—	—	197658	GF071000GA5T01	GELC
Test Well DT-5A	1821	1172	05/17/07	WG	F	CS	—	Metals	SW-846:6010B	Vanadium	V	—	8.9	—	—	1	ug/L	—	J+	186423	GF070500GA5T01	GELC
Test Well DT-5A	1821	1172	12/06/06	WG	F	CS	—	Metals	SW-846:6010B	Vanadium	V	—	8.1	—	—	1	ug/L	—	—	177384	GF061100GA5T01	GELC
Test Well DT-5A	1821	1172	08/24/05	WG	F	CS	—	Metals	SW-846:6010B	Vanadium	V	—	8.3	—	—	1	ug/L	—	—	144119	GF05070GA5T01	GELC
Test Well DT-5A	1821	1172	11/10/07	WG	UF	CS	—	Metals	SW-846:6010B	Vanadium	V	—	7.9	—	—	1	ug/L	—	—	197658	GU071000GA5T01	GELC
Test Well DT-5A	1821	1172	05/17/07	WG	UF	CS	—	Metals	SW-846:6010B	Vanadium	V	—	8.2	—	—	1	ug/L	—	J+	186423	GU070500GA5T01	GELC
Test Well DT-5A	1821	1172	12/06/06	WG	UF	CS	—	Metals	SW-846:6010B	Vanadium	V	—	8.4	—	—	1	ug/L	—	—	177384	GU061100GA5T01	GELC
Test Well DT-5A	1821	1172	08/24/05	WG	UF	CS	—	Metals	SW-846:6010B	Vanadium	V	—	8.3	—	—	1	ug/L	—	—	144119	GU05070GA5T01	GELC
Test Well DT-5A	1821	1172	07/13/04	WG	UF	CS	—	Metals	SW-846:6010B	Vanadium	V	—	7.04	—	—	0.61	ug/L	—	—	116936	GU04060GA5T01	GELC
Test Well DT-5A	1821	1172	11/10/07	WG	F	CS	—	Metals	SW-846:6010B	Zinc	Zn	—	175	—	—	2	ug/L	—	—	197658	GF071000GA5T01	GELC
Test Well DT-5A	1821	1172	05/17/07	WG	F	CS	—	Metals	SW-846:6010B	Zinc	Zn	—	177	—	—	2	ug/L	—	—	186423	GF070500GA5T01	GELC
Test Well DT-5A	1821	1172	12/06/06	WG	F	CS	—	Metals	SW-846:6010B	Zinc	Zn	—	212	—	—	2	ug/L	—	—	177384	GF061100GA5T01	GELC
Test Well DT-5A	1821	1172	08/24/05	WG	F	CS	—	Metals	SW-846:6010B	Zinc	Zn	—	228	—	—	2	ug/L	—	—	144119	GF05070GA5T01	GELC
Test Well DT-5A	1821	1172	11/10/07	WG	UF	CS	—	Metals	SW-846:6010B	Zinc	Zn	—	186	—	—	2	ug/L	—	—	197658	GU071000GA5T01	GELC
Test Well DT-5A	1821	1172	05/17/07	WG	UF	CS	—	Metals	SW-846:6010B	Zinc	Zn	—	194	—	—	2	ug/L	—	—	186423	GU070500GA5T01	GELC
Test Well DT-5A	1821	1172	12/06/06	WG	UF	CS	—	Metals	SW-846:6010B	Zinc	Zn	—	230	—	—	2	ug/L	—	—	177384	GU061100GA5T01	GELC
Test Well DT-5A	1821	1172	08/24/05	WG	UF	CS	—	Metals	SW-846:6010B	Zinc	Zn	—	245	—	—	2	ug/L	—	—	144119	GU05070GA5T01	GELC
Test Well DT-5A	1821	1172	07/13/04	WG	UF	CS	—	Metals	SW-846:6010B	Zinc	Zn	—	245	—	—	0.88	ug/L	—	—	116936	GU04060GA5T01	GELC
Test Well DT-5A	1821	1172	11/10/07	WG	F	CS	—	Rad	HASL-300	Americium-241	Am-241	<	-0.00504	0.001	0.0332	—	pCi/L	U	U	197658	GF071000GA5T01	GELC
Test Well DT-5A	1821	1172	12/06/06	WG	F	CS	—	Rad	HASL-300	Americium-241	Am-241	<	0.00834	0.002	0.0291	—	pCi/L	U	U	177384	GF061100GA5T01	GELC
Test Well DT-5A	1821	1172	08/24/05	WG	F	CS	—	Rad	HASL-300	Americium-241	Am-241	<	0.00462	0.002	0.03	—	pCi/L	U	U	144119	GF05070GA5T01	GELC
Test Well DT-5A	1821	1172	11/10/07	WG	UF	CS	—	Rad	HASL-300	Americium-241	Am-241	<	-0.00146	0.001	0.0299	—	pCi/L	U	U	197658	GU071000GA5T01	GELC
Test Well DT-5A	1821	1172	12/06/06	WG	UF	CS	—	Rad	HASL-300	Americium-241	Am-241	<	-0.00742	0.001	0.0205	—	pCi/L	U	U	177384	GU061100GA5T01	GELC
Test Well DT-5A	1821	1172	08/24/05	WG	UF	CS	—	Rad	HASL-300	Americium-241	Am-241	<	0.00343	0.002	0.032	—	pCi/L	U	U	144119	GU05070GA5T01	GELC
Test Well DT-5A	1821	1172	07/13/04	WG	UF	CS	—	Rad	EPA:901.1	Americium-241	Am-241	<	-0.396	0.563	5.95	—	pCi/L	U	U	116936	GU04060GA5T01	GELC
Test Well DT-5A	1821	1172	07/13/04	WG	UF	CS	—	Rad	Alpha-Spec	Americium-241	Am-241	<	0.0056	0.002	0.033	—	pCi/L	U	U	116936	GU04060GA5T01	GELC
Test Well DT-5A	1821	1172	07/13/04	WG	UF	DUP	—	Rad	Alpha-Spec	Americium-241	Am-241	<	0.0103	0.003	0.046	—	pCi/L	U	—	116548	GU04060GA5T01	GELC
Test Well DT-5A	1821	1172	08/28/03	WG	UF	CS	—	Rad	EPA:901.1	Americium-241	Am-241	<	1.7	2.23	20.9	—	pCi/L	U	U	87137</		

Ancho Canyon Watershed Last Four Analytical Results
for Sampling September 25, 2007 - November 10, 2007

Location	Port	Depth (ft)	Date	Field Matrix	Field Prep	Lab Sample Type	Field QC Type	Suite	Method	Analyte Desc	Analyte	Symbol	Result	1-sigma TPU	MDA	MDL	Units	Lab Qual	2nd Qual	Request	Sample	Lab
Test Well DT-5A	1821	1172	08/24/05	WG	UF	CS	—	Rad	EPA:901.1	Cesium-137	Cs-137	<	-0.258	0.307	3.33	—	pCi/L	U	U	144119	GU05070GA5T01	GELC
Test Well DT-5A	1821	1172	07/13/04	WG	UF	CS	—	Rad	EPA:901.1	Cesium-137	Cs-137	<	0.196	0.34	3.75	—	pCi/L	U	U	116936	GU04060GA5T01	GELC
Test Well DT-5A	1821	1172	08/28/03	WG	UF	CS	—	Rad	EPA:901.1	Cesium-137	Cs-137	<	0.482	0.307	3.42	—	pCi/L	U	U	87137	GU03070GA5T01	GELC
Test Well DT-5A	1821	1172	11/10/07	WG	F	CS	—	Rad	EPA:901.1	Cobalt-60	Co-60	<	-2.16	0.417	3.1	—	pCi/L	U	U	197658	GF071000GA5T01	GELC
Test Well DT-5A	1821	1172	12/06/06	WG	F	CS	—	Rad	EPA:901.1	Cobalt-60	Co-60	<	0.999	0.483	5.71	—	pCi/L	U	U	177384	GF061100GA5T01	GELC
Test Well DT-5A	1821	1172	08/24/05	WG	F	CS	—	Rad	EPA:901.1	Cobalt-60	Co-60	<	-0.202	0.407	4.37	—	pCi/L	U	U	144119	GF05070GA5T01	GELC
Test Well DT-5A	1821	1172	11/10/07	WG	UF	CS	—	Rad	EPA:901.1	Cobalt-60	Co-60	<	-1.5	0.331	2.66	—	pCi/L	U	U	197658	GU071000GA5T01	GELC
Test Well DT-5A	1821	1172	12/06/06	WG	UF	CS	—	Rad	EPA:901.1	Cobalt-60	Co-60	<	0.23	0.447	4.52	—	pCi/L	U	U	177384	GU061100GA5T01	GELC
Test Well DT-5A	1821	1172	08/24/05	WG	UF	CS	—	Rad	EPA:901.1	Cobalt-60	Co-60	<	0.504	0.343	4	—	pCi/L	U	U	144119	GU05070GA5T01	GELC
Test Well DT-5A	1821	1172	07/13/04	WG	UF	CS	—	Rad	EPA:901.1	Cobalt-60	Co-60	<	1.48	0.357	4.34	—	pCi/L	U	U	116936	GU04060GA5T01	GELC
Test Well DT-5A	1821	1172	08/28/03	WG	UF	CS	—	Rad	EPA:901.1	Cobalt-60	Co-60	<	1.44	0.37	4.03	—	pCi/L	U	U	87137	GU03070GA5T01	GELC
Test Well DT-5A	1821	1172	11/10/07	WG	F	CS	—	Rad	EPA:900	Gross alpha	GROSSA	<	0.0607	0.111	1.6	—	pCi/L	U	U	197658	GF071000GA5T01	GELC
Test Well DT-5A	1821	1172	12/06/06	WG	F	CS	—	Rad	EPA:900	Gross alpha	GROSSA	<	0.226	0.105	1.15	—	pCi/L	U	U	177384	GF061100GA5T01	GELC
Test Well DT-5A	1821	1172	08/24/05	WG	F	CS	—	Rad	EPA:900	Gross alpha	GROSSA	<	0.396	0.205	2.89	—	pCi/L	U	U	144119	GF05070GA5T01	GELC
Test Well DT-5A	1821	1172	11/10/07	WG	UF	CS	—	Rad	EPA:900	Gross alpha	GROSSA	<	0.665	0.166	1.7	—	pCi/L	U	U	197658	GU071000GA5T01	GELC
Test Well DT-5A	1821	1172	12/06/06	WG	UF	CS	—	Rad	EPA:900	Gross alpha	GROSSA	<	0.171	0.117	1.37	—	pCi/L	U	U	177384	GU061100GA5T01	GELC
Test Well DT-5A	1821	1172	08/24/05	WG	UF	CS	—	Rad	EPA:900	Gross alpha	GROSSA	<	0.956	0.235	2.84	—	pCi/L	U	U	144119	GU05070GA5T01	GELC
Test Well DT-5A	1821	1172	07/13/04	WG	UF	CS	—	Rad	EPA:900	Gross alpha	GROSSA	<	0.142	0.130	1.26	—	pCi/L	U	U	116936	GU04060GA5T01	GELC
Test Well DT-5A	1821	1172	07/13/04	WG	UF	DUP	—	Rad	EPA:900	Gross alpha	GROSSA	<	1.32	0.204	1.95	—	pCi/L	U	—	116548	GU04060GA5T01	GELC
Test Well DT-5A	1821	1172	08/28/03	WG	UF	CS	—	Rad	EPA:900	Gross alpha	GROSSA	<	0.228	0.061	0.68	—	pCi/L	U	U	87137	GU03070GA5T01	GELC
Test Well DT-5A	1821	1172	11/10/07	WG	F	CS	—	Rad	EPA:900	Gross beta	GROSSB	<	1.71	0.286	2.76	—	pCi/L	U	U	197658	GF071000GA5T01	GELC
Test Well DT-5A	1821	1172	12/06/06	WG	F	CS	—	Rad	EPA:900	Gross beta	GROSSB	<	1.19	0.229	2.25	—	pCi/L	U	U	177384	GF061100GA5T01	GELC
Test Well DT-5A	1821	1172	08/24/05	WG	F	CS	—	Rad	EPA:900	Gross beta	GROSSB	<	1.61	0.229	2.8	—	pCi/L	U	U	144119	GF05070GA5T01	GELC
Test Well DT-5A	1821	1172	11/10/07	WG	UF	CS	—	Rad	EPA:900	Gross beta	GROSSB	<	1.14	0.291	2.89	—	pCi/L	U	U	197658	GU071000GA5T01	GELC
Test Well DT-5A	1821	1172	12/06/06	WG	UF	CS	—	Rad	EPA:900	Gross beta	GROSSB	<	0.361	0.197	2.07	—	pCi/L	U	U	177384	GU061100GA5T01	GELC
Test Well DT-5A	1821	1172	08/24/05	WG	UF	CS	—	Rad	EPA:900	Gross beta	GROSSB	<	1.34	0.248	3.06	—	pCi/L	U	U	144119	GU05070GA5T01	GELC
Test Well DT-5A	1821	1172	07/13/04	WG	UF	CS	—	Rad	EPA:900	Gross beta	GROSSB	—	2.17	0.222	2.09	—	pCi/L	—	J	116936	GU04060GA5T01	GELC
Test Well DT-5A	1821	1172	07/13/04	WG	UF	DUP	—	Rad	EPA:900	Gross beta	GROSSB	<	1.98	0.22	2.11	—	pCi/L	U	—	116548	GU04060GA5T01	GELC
Test Well DT-5A	1821	1172	08/28/03	WG	UF	CS	—	Rad	EPA:900	Gross beta	GROSSB	<	1.79	0.199	2.18	—	pCi/L	U	U	87137	GU03070GA5T01	GELC
Test Well DT-5A	1821	1172	11/10/07	WG	F	CS	—	Rad	EPA:901.1	Gross gamma	GROSSG	<	46.5	18.77	202	—	pCi/L	U	U	197658	GF071000GA5T01	GELC
Test Well DT-5A	1821	1172	12/06/06	WG	F	CS	—	Rad	EPA:901.1	Gross gamma	GROSSG	<	112	30.47	385	—	pCi/L	U	U	177384	GF061100GA5T01	GELC
Test Well DT-5A	1821	1172	08/24/05	WG	F	CS	—	Rad	EPA:901.1	Gross gamma	GROSSG	<	67.3	21.67	283	—	pCi/L	U	J-, U	144119	GF05070GA5T01	GELC
Test Well DT-5A	1821	1172	11/10/07	WG	UF	CS	—	Rad	EPA:901.1	Gross gamma	GROSSG	<	60.9	23.27	228	—	pCi/L	U	U	197658	GU071000GA5T01	GELC
Test Well DT-5A	1821	1172	12/06/06	WG	UF	CS	—	Rad	EPA:901.1	Gross gamma	GROSSG	<	109	34.33	321	—	pCi/L	U	U	177384	GU061100GA5T01	GELC
Test Well DT-5A	1821	1172	08/24/05	WG	UF	CS	—	Rad	EPA:901.1	Gross gamma	GROSSG	<	80.8	29.8	246	—	pCi/L	U	J-, U	144119	GU05070GA5T01	GELC
Test Well DT-5A	1821	1172	07/13/04	WG	UF	CS	—	Rad	EPA:901.1	Gross gamma	GROSSG	<	54.6	18.47	216	—	pCi/L	U	U	116936	GU04060GA5T01	GELC
Test Well DT-5A	1821	1172	08/28/03	WG	UF	CS	—	Rad	EPA:901.1	Gross gamma	GROSSG	<	85.3	30.73	354	—	pCi/L	U	U	87137	GU03070GA5T01	GELC
Test Well DT-5A	1821	1172	11/10/07	WG	F	CS	—	Rad	EPA:901.1	Neptunium-237	Np-237	<	8.1	3.43	33.4	—	pCi/L	U	U	197658	GF071000GA5T01	GELC
Test Well DT-5A	1821	1172	12/06/06	WG	F	CS	—	Rad	EPA:901.1	Neptunium-237	Np-237	<	-4.82	1.95	19.2	—	pCi/L	U	U	177384	GF061100GA5T01	GELC
Test Well DT-5A	1821	1172	08/24/05	WG	F	CS	—	Rad	EPA:901.1	Neptunium-237	Np-237	<	1.15	2.477	25.6	—	pCi/L	U	U	144119	GF05070GA5T01	GELC
Test Well DT-5A	1821	1172	11/10/07	WG	UF	CS	—	Rad	EPA:901.1	Neptunium-237	Np-237	<	-3.2	3.103	27.6	—	pCi/L	U	U	197658	GU071000GA5T01	GELC
Test Well DT-5A	1821	1172	12/06/06	WG	UF	CS	—	Rad	EPA:901.1	Neptunium-237	Np-237	<	15.8	2.827	32	—	pCi/L	U	U	177384	GU061100GA5T01	GELC
Test Well DT-5A	1821	1172	08/24/05	WG	UF	CS	—	Rad	EPA:901.1	Neptunium-237	Np-237	<	8.51	2.523	22.6	—	pCi/L	U	U	144119	GU05070GA5T01	GELC
Test Well DT-5A	1821	1172	07/13/04	WG	UF	CS	—	Rad	EPA:901.1	Neptunium-237	Np-237	<	13.1	2.287	16.5	—	pCi/L	U	U	116936	GU04060GA5T01	GELC
Test Well DT-5A	1821	1172	07/13/04	WG	UF	DUP	—	Rad	EPA:901.1	Neptunium-237	Np-237	<	8.57	2.167	23.7	—	pCi/L	U	—	116936	GU04060GA5T01	GELC
Test Well DT-5A	1821	1172	08/28/03	WG	UF	CS	—	Rad	EPA:901.1	Neptunium-237	Np-237	<	0.553	2.603	26.5	—	pCi/L	U	U	87137	GU03070GA5T01	GELC
Test Well DT-5A	1821	1172	11/10/07	WG	F	CS	—	Rad	HASL-300	Plutonium-238	Pu-238	<	0	0.001	0.0354	—	pCi/L	U	U	197658	GF071000GA5T01	GELC
Test Well DT-5A	1821	1172	12/06/06	WG	F	CS	—	Rad	HASL-300	Plutonium-238	Pu-238	<	0	0.001	0.0232	—	pCi/L	U	U	177384	GF061100GA5T01	GELC
Test Well DT-5A	1821	1172	08/24/05	WG	F	CS	—	Rad	HASL-300	Plutonium-238	Pu-238	<	-0.0107	0.004	0.0443	—	pCi/L	U	U	144119	GF05070GA5T01	GELC
Test Well DT-5A	1821	1172	11/10/07	WG	UF	CS	—	Rad	HASL-300	Plutonium-238	Pu-238	<	0	0.001	0.0367	—	pCi/L	U	U	197658	GU071000GA5T01	GELC
Test Well DT-5A	1821	1172	12/06/06	WG	UF	CS	—	Rad	HASL-300	Plutonium-238	Pu-238	<	-0.013	0.002	0.0238	—	pCi/L	U	U	177384	GU061100GA5T01	GELC
Test Well DT-5A	1821	1172	08/24/05	WG	UF	CS	—	Rad	HASL-300	Plutonium-238	Pu-238	<	0.0106	0.003	0.0441	—	pCi/L	U	U	144119	GU05070GA5T01	GELC
Test Well DT-5A	1821	1172	07/13/04	WG	UF	CS	—	Rad	Alpha-Spec	Plutonium-238	Pu-238	<	-0.012	0.002	0.031	—	pCi/L	U	U	116936	GU04060GA5T01	GELC
Test Well DT-5A	1821	1172	07/13/04	WG	UF	DUP	—	Rad	Alpha-Spec	Plutonium-238	Pu-238	<	-0.00451	0.002	0.035	—	pCi/L	U	—	116548	GU04060GA5T01	GELC
Test Well DT-5A	1821	1172	08/28/03	WG	UF	CS	—	Rad	Alpha-Spec	Plutonium-238	Pu-238	<	0.00193	0.002	0.027	—	pCi/L	U	U	87137	GU03070GA5T01	GELC
Test Well DT-5A	1821	1172	11/10/07	WG	F	CS	—	Rad	HASL-300	Plutonium-239/240	Pu-239/240	<	0.00406	0.002	0.0333	—	pCi/L	U	U	197658	GF071000GA5T01	GELC
Test Well DT-5A	1821	1172	12/06/06	WG	F	CS	—	Rad	HASL-300	Plutonium-239/240	Pu-239/240	<	0.00846	0.002	0.0154	—	pCi/L	U	U	177384	GF061100GA5T01	GELC
Test Well DT-5A	1821	1172	08/24/05	WG	F	CS	—	Rad	HASL-300	Plutonium-239/240	Pu-239/240	<	0	0.002	0.0374	—	pCi/L	U	U	144119	GF05070GA5T01	GELC
Test Well DT-5A	1821	1172	11/10/07	WG	UF	CS	—	Rad	HASL-300	Plutonium-239/240	Pu-239/240	<	-0.0042	0.002	0.0345	—	pCi/L	U	U	197658	GU071000GA5T01	GELC
Test Well DT-5A	1821	1172	12/06/06	WG	UF	CS	—	Rad	HASL-300	Plutonium-239/240	Pu-239/240	<	0.0065	0.001	0.0158	—	pCi/L	U	U	177384	GU061100GA5T01	GELC
Test Well DT-5A	182																					

Ancho Canyon Watershed Last Four Analytical Results
for Sampling September 25, 2007 - November 10, 2007

Periodic Monitoring Report for Ancho Watershed

Location	Port	Depth (ft)	Date	Field Matrix	Field Prep	Lab Sample Type	Field QC Type	Suite	Method	Analyte Desc	Analyte	Symbol	Result	1-sigma TPU	MDA	MDL	Units	Lab Qual	2nd Qual	Request	Sample	Lab
Test Well DT-5A	1821	1172	12/06/06	WG	UF	CS	—	Rad	EPA:901.1	Potassium-40	K-40	<	18.4	4.23	52.7	—	pCi/L	U	U	177384	GU061100GA5T01	GELC
Test Well DT-5A	1821	1172	08/24/05	WG	UF	CS	—	Rad	EPA:901.1	Potassium-40	K-40	<	27.2	3.73	47.4	—	pCi/L	U	U	144119	GU05070GA5T01	GELC
Test Well DT-5A	1821	1172	07/13/04	WG	UF	CS	—	Rad	EPA:901.1	Potassium-40	K-40	<	57.2	4.53	58.9	—	pCi/L	U	U	116936	GU04060GA5T01	GELC
Test Well DT-5A	1821	1172	08/28/03	WG	UF	CS	—	Rad	EPA:901.1	Potassium-40	K-40	<	22.9	8.57	32.6	—	pCi/L	U	U	87137	GU03070GA5T01	GELC
Test Well DT-5A	1821	1172	11/10/07	WG	UF	CS	—	Rad	EPA:903.1	Radium-226	Ra-226	<	0.352	0.045	0.379	—	pCi/L	U	U	197658	GU071000GA5T01	GELC
Test Well DT-5A	1821	1172	07/13/04	WG	UF	CS	—	Rad	EPA:903.1	Radium-226	Ra-226	<	0.22	0.0324	0.291	—	pCi/L	U	U	116936	GU04060GA5T01	GELC
Test Well DT-5A	1821	1172	07/13/04	WG	UF	CS	—	Rad	EPA:901.1	Radium-226	Ra-226	<	4.47	0.697	8.08	—	pCi/L	U	U	116936	GU04060GA5T01	GELC
Test Well DT-5A	1821	1172	07/13/04	WG	UF	DUP	—	Rad	EPA:903.1	Radium-226	Ra-226	<	-0.0237	0.024	0.31	—	pCi/L	U	—	116936	GU04060GA5T01	GELC
Test Well DT-5A	1821	1172	08/28/03	WG	UF	CS	—	Rad	EPA:901.1	Radium-226	Ra-226	<	6.29	1.03	8.71	—	pCi/L	U	U	87137	GU03070GA5T01	GELC
Test Well DT-5A	1821	1172	08/28/03	WG	UF	CS	—	Rad	EPA:903.1	Radium-226	Ra-226	—	0.623	0.053	0.335	—	pCi/L	—	J	87137	GU03070GA5T01	GELC
Test Well DT-5A	1821	1172	04/12/02	WG	UF	CS	—	Rad	EPA:901.1	Radium-226	Ra-226	—	24.7	0.893	2.75	—	pCi/L	—	—	58894	GU02041GA5T	GELC
Test Well DT-5A	1821	1172	06/06/01	WG	UF	CS	—	Rad	EPA:901.1	Radium-226	Ra-226	<	10.8	1.407	11.6	—	pCi/L	U	—	43655	GU01061GA5T	GELC
Test Well DT-5A	1821	1172	11/10/07	WG	UF	CS	—	Rad	EPA:904	Radium-228	Ra-228	—	1.13	0.088	0.546	—	pCi/L	—	J	197658	GU071000GA5T01	GELC
Test Well DT-5A	1821	1172	07/13/04	WG	UF	CS	—	Rad	EPA:901.1	Radium-228	Ra-228	<	18.6	2.507	14.1	—	pCi/L	UI	R	116936	GU04060GA5T01	GELC
Test Well DT-5A	1821	1172	07/13/04	WG	UF	DUP	—	Rad	EPA:901.1	Radium-228	Ra-228	<	4.01	1.477	13.5	—	pCi/L	U	—	116936	GU04060GA5T01	GELC
Test Well DT-5A	1821	1172	08/28/03	WG	UF	CS	—	Rad	EPA:901.1	Radium-228	Ra-228	<	10.3	1.19	14.5	—	pCi/L	U	U	87137	GU03070GA5T01	GELC
Test Well DT-5A	1821	1172	04/12/02	WG	UF	CS	—	Rad	EPA:901.1	Radium-228	Ra-228	<	6.04	0.57	6.21	—	pCi/L	U	—	58894	GU02041GA5T	GELC
Test Well DT-5A	1821	1172	06/06/01	WG	UF	CS	—	Rad	EPA:901.1	Radium-228	Ra-228	<	0	4.9	20.5	—	pCi/L	U	—	43655	GU01061GA5T	GELC
Test Well DT-5A	1821	1172	11/10/07	WG	F	CS	—	Rad	EPA:901.1	Sodium-22	Na-22	<	2.32	0.39	4.68	—	pCi/L	U	U	197658	GF071000GA5T01	GELC
Test Well DT-5A	1821	1172	12/06/06	WG	F	CS	—	Rad	EPA:901.1	Sodium-22	Na-22	<	-1.53	0.447	4.42	—	pCi/L	U	U	177384	GF061100GA5T01	GELC
Test Well DT-5A	1821	1172	08/24/05	WG	F	CS	—	Rad	EPA:901.1	Sodium-22	Na-22	<	-1.17	0.259	2.55	—	pCi/L	U	U	144119	GF05070GA5T01	GELC
Test Well DT-5A	1821	1172	11/10/07	WG	UF	CS	—	Rad	EPA:901.1	Sodium-22	Na-22	<	1.64	0.38	4.2	—	pCi/L	U	U	197658	GU071000GA5T01	GELC
Test Well DT-5A	1821	1172	12/06/06	WG	UF	CS	—	Rad	EPA:901.1	Sodium-22	Na-22	<	0.52	0.44	4.55	—	pCi/L	U	U	177384	GU061100GA5T01	GELC
Test Well DT-5A	1821	1172	08/24/05	WG	UF	CS	—	Rad	EPA:901.1	Sodium-22	Na-22	<	-0.737	0.32	3.46	—	pCi/L	U	U	144119	GU05070GA5T01	GELC
Test Well DT-5A	1821	1172	07/13/04	WG	UF	CS	—	Rad	EPA:901.1	Sodium-22	Na-22	<	1.37	0.33	4.04	—	pCi/L	U	U	116936	GU04060GA5T01	GELC
Test Well DT-5A	1821	1172	08/28/03	WG	UF	CS	—	Rad	EPA:901.1	Sodium-22	Na-22	<	1.5	0.32	3.93	—	pCi/L	U	U	87137	GU03070GA5T01	GELC
Test Well DT-5A	1821	1172	11/10/07	WG	F	CS	—	Rad	EPA:905.0	Strontium-90	Sr-90	<	0.0864	0.05	0.485	—	pCi/L	U	U	197658	GF071000GA5T01	GELC
Test Well DT-5A	1821	1172	12/06/06	WG	F	CS	—	Rad	EPA:905.0	Strontium-90	Sr-90	<	-0.216	0.03	0.408	—	pCi/L	U	U	177384	GF061100GA5T01	GELC
Test Well DT-5A	1821	1172	08/24/05	WG	F	CS	—	Rad	EPA:905.0	Strontium-90	Sr-90	<	-0.0297	0.01	0.197	—	pCi/L	U	U	144119	GF05070GA5T01	GELC
Test Well DT-5A	1821	1172	11/10/07	WG	UF	CS	—	Rad	EPA:905.0	Strontium-90	Sr-90	<	0.0461	0.04	0.407	—	pCi/L	U	U	197658	GU071000GA5T01	GELC
Test Well DT-5A	1821	1172	12/06/06	WG	UF	CS	—	Rad	EPA:905.0	Strontium-90	Sr-90	<	0.339	0.04	0.375	—	pCi/L	U	U	177384	GU061100GA5T01	GELC
Test Well DT-5A	1821	1172	08/24/05	WG	UF	CS	—	Rad	EPA:905.0	Strontium-90	Sr-90	<	0.0256	0.02	0.233	—	pCi/L	U	U	144119	GU05070GA5T01	GELC
Test Well DT-5A	1821	1172	07/13/04	WG	UF	CS	—	Rad	GFPC	Strontium-90	Sr-90	<	-0.0887	0.02	0.295	—	pCi/L	U	U	116936	GU04060GA5T01	GELC
Test Well DT-5A	1821	1172	08/28/03	WG	UF	CS	—	Rad	GFPC	Strontium-90	Sr-90	<	0.233	0.034	0.381	—	pCi/L	U	U	87137	GU03070GA5T01	GELC
Test Well DT-5A	1821	1172	11/10/07	WG	F	CS	—	Rad	HASL-300	Uranium-234	U-234	—	0.163	0.007	0.0642	—	pCi/L	—	J	197658	GF071000GA5T01	GELC
Test Well DT-5A	1821	1172	12/06/06	WG	F	CS	—	Rad	HASL-300	Uranium-234	U-234	—	0.152	0.008	0.0567	—	pCi/L	—	J	177384	GF061100GA5T01	GELC
Test Well DT-5A	1821	1172	08/24/05	WG	F	CS	—	Rad	HASL-300	Uranium-234	U-234	—	0.228	0.008	0.0551	—	pCi/L	—	—	144119	GF05070GA5T01	GELC
Test Well DT-5A	1821	1172	11/10/07	WG	UF	CS	—	Rad	HASL-300	Uranium-234	U-234	—	0.212	0.009	0.0662	—	pCi/L	—	—	197658	GU071000GA5T01	GELC
Test Well DT-5A	1821	1172	12/06/06	WG	UF	CS	—	Rad	HASL-300	Uranium-234	U-234	—	0.201	0.008	0.0464	—	pCi/L	—	—	177384	GU061100GA5T01	GELC
Test Well DT-5A	1821	1172	08/24/05	WG	UF	CS	—	Rad	HASL-300	Uranium-234	U-234	—	0.217	0.008	0.0598	—	pCi/L	—	—	144119	GU05070GA5T01	GELC
Test Well DT-5A	1821	1172	07/13/04	WG	UF	CS	—	Rad	Alpha-Spec	Uranium-234	U-234	—	0.227	0.009	0.059	—	pCi/L	—	—	116936	GU04060GA5T01	GELC
Test Well DT-5A	1821	1172	07/13/04	WG	UF	DUP	—	Rad	Alpha-Spec	Uranium-234	U-234	—	0.223	0.0099	0.06	—	pCi/L	—	—	116548	GU04060GA5T01	GELC
Test Well DT-5A	1821	1172	08/28/03	WG	UF	CS	—	Rad	Alpha-Spec	Uranium-234	U-234	—	0.0883	0.006	0.058	—	pCi/L	—	J	87137	GU03070GA5T01	GELC
Test Well DT-5A	1821	1172	11/10/07	WG	F	CS	—	Rad	HASL-300	Uranium-235/Uranium-236	U-235/236	<	0.0276	0.003	0.0381	—	pCi/L	U	U	197658	GF071000GA5T01	GELC
Test Well DT-5A	1821	1172	12/06/06	WG	F	CS	—	Rad	HASL-300	Uranium-235/Uranium-236	U-235/236	<	-0.0033	0.002	0.0578	—	pCi/L	U	U	177384	GF061100GA5T01	GELC
Test Well DT-5A	1821	1172	08/24/05	WG	F	CS	—	Rad	HASL-300	Uranium-235/Uranium-236	U-235/236	<	0.0223	0.003	0.0415	—	pCi/L	U	U	144119	GF05070GA5T01	GELC
Test Well DT-5A	1821	1172	11/10/07	WG	UF	CS	—	Rad	HASL-300	Uranium-235/Uranium-236	U-235/236	<	0.0256	0.003	0.0393	—	pCi/L	U	U	197658	GU071000GA5T01	GELC
Test Well DT-5A	1821	1172	12/06/06	WG	UF	CS	—	Rad	HASL-300	Uranium-235/Uranium-236	U-235/236	<	0.0135	0.003	0.0474	—	pCi/L	U	U	177384	GU061100GA5T01	GELC
Test Well DT-5A	1821	1172	08/24/05	WG	UF	CS	—	Rad	HASL-300	Uranium-235/Uranium-236	U-235/236	<	0.0194	0.003	0.045	—	pCi/L	U	U	144119	GU05070GA5T01	GELC
Test Well DT-5A	1821	1172	07/13/04	WG	UF	CS	—	Rad	Alpha-Spec	Uranium-235/Uranium-236	U-235/236	—	0.0501	0.005	0.05	—	pCi/L	—	J	116936	GU04060GA5T01	GELC
Test Well DT-5A	1821	1172	07/13/04	WG	UF	DUP	—	Rad	Alpha-Spec	Uranium-235/Uranium-236	U-235/236	<	0.0231	0.004	0.052	—	pCi/L	U	—	116548	GU04060GA5T01	GELC
Test Well DT-5A	1821	1172	08/28/03	WG	UF	CS	—	Rad	Alpha-Spec	Uranium-235/Uranium-236	U-235/236	<	0.0278	0.003	0.033	—	pCi/L	U	U	87137	GU03070GA5T01	GELC
Test Well DT-5A	1821	1172	11/10/07	WG	F	CS	—	Rad	HASL-300	Uranium-238	U-238	—	0.111	0.006	0.0428	—	pCi/L	—	J	197658	GF071000GA5T01	GELC
Test Well DT-5A	1821	1172	12/06/06	WG	F	CS	—	Rad	HASL-300	Uranium-238	U-238	—	0.144	0.007	0.0401	—	pCi/L	—	—	177384	GF061100GA5T01	GELC
Test Well DT-5A	1821	1172	08/24/05	WG	F	CS	—	Rad	HASL-300	Uranium-238	U-238	—	0.105	0.005	0.039	—	pCi/L	—	J	144119	GF05070GA5T01	GELC
Test Well DT-5A	1821	1172	11/10/07	WG	UF	CS	—	Rad	HASL-300	Uranium-238	U-238	—	0.113	0.007	0.0442	—	pCi/L	—	J	197658	GU071000GA5T01	GELC
Test Well DT-5A	1821	1172	12/06/06	WG	UF	CS	—	Rad	HASL-300	Uranium-238	U-238	—	0.0985	0.006	0.0329	—	pCi/L	—	J	177384	GU061100GA5T01	GELC
Test Well DT-5A	1821	1172	08/24/05	WG	UF	CS	—	Rad	HASL-300	Uranium-238	U-238	—	0.0921	0.005	0.0423	—	pCi/L	—	J	144119	GU05070GA5T01	GELC
Test Well DT-5A	1821	1172	07/13/04	WG	UF	CS	—	Rad	Alpha-Spec	Uranium-238	U-238	—	0.0874	0.006	0.053	—	pCi/L	—	J	116936	GU04060GA5T01	GELC</

Ancho Canyon Watershed Last Four Analytical Results
for Sampling September 25, 2007 - November 10, 2007

Location	Port	Depth (ft)	Date	Field Matrix	Field Prep	Lab Sample Type	Field QC Type	Suite	Method	Analyte Desc	Analyte	Symbol	Result	1-sigma TPU	MDA	MDL	Units	Lab Qual	2nd Qual	Request	Sample	Lab
Test Well DT-9	1831	1040	07/20/05	WG	F	CS	—	Geninorg	EPA:310.1	Alkalinity-CO ₃ +HCO ₃	Alkalinity-CO ₃ +HCO ₃	—	52.9	—	—	1.45	mg/L	—	—	141371	GF05070G9WT01	GELC
Test Well DT-9	1831	1040	12/05/06	WG	UF	CS	—	Geninorg	EPA:310.1	Alkalinity-CO ₃ +HCO ₃	Alkalinity-CO ₃ +HCO ₃	—	54.4	—	—	0.725	mg/L	—	—	177266	GU061100G9WT01	GELC
Test Well DT-9	1831	1040	07/07/04	WG	UF	CS	—	Geninorg	EPA:310.1	Alkalinity-CO ₃ +HCO ₃	Alkalinity-CO ₃ +HCO ₃	—	65.6	—	—	1.45	mg/L	—	J	116548	GU04060G9WT01	GELC
Test Well DT-9	1831	1040	11/02/07	WG	F	CS	FD	Geninorg	SW-846:6010B	Calcium	Ca	—	10.1	—	—	0.03	mg/L	—	—	197048	GF071000G9WT20	GELC
Test Well DT-9	1831	1040	11/02/07	WG	F	CS	—	Geninorg	SW-846:6010B	Calcium	Ca	—	10.2	—	—	0.03	mg/L	—	—	197048	GF071000G9WT01	GELC
Test Well DT-9	1831	1040	05/09/07	WG	F	CS	—	Geninorg	SW-846:6010B	Calcium	Ca	—	10.1	—	—	0.036	mg/L	—	—	185932	GF070500G9WT01	GELC
Test Well DT-9	1831	1040	12/05/06	WG	F	CS	—	Geninorg	SW-846:6010B	Calcium	Ca	—	9.81	—	—	0.036	mg/L	—	—	177266	GF061100G9WT01	GELC
Test Well DT-9	1831	1040	07/20/05	WG	F	CS	—	Geninorg	SW-846:6010B	Calcium	Ca	—	10.1	—	—	0.036	mg/L	—	—	141371	GF05070G9WT01	GELC
Test Well DT-9	1831	1040	11/02/07	WG	UF	CS	FD	Geninorg	SW-846:6010B	Calcium	Ca	—	10	—	—	0.03	mg/L	—	—	197048	GU071000G9WT20	GELC
Test Well DT-9	1831	1040	11/02/07	WG	UF	CS	—	Geninorg	SW-846:6010B	Calcium	Ca	—	10	—	—	0.03	mg/L	—	—	197048	GU071000G9WT01	GELC
Test Well DT-9	1831	1040	05/09/07	WG	UF	CS	—	Geninorg	SW-846:6010B	Calcium	Ca	—	9.97	—	—	0.036	mg/L	—	—	185932	GU070500G9WT01	GELC
Test Well DT-9	1831	1040	12/05/06	WG	UF	CS	—	Geninorg	SW-846:6010B	Calcium	Ca	—	10.4	—	—	0.036	mg/L	—	—	177266	GU061100G9WT01	GELC
Test Well DT-9	1831	1040	07/20/05	WG	UF	CS	—	Geninorg	SW-846:6010B	Calcium	Ca	—	10.1	—	—	0.036	mg/L	—	—	141371	GU05070G9WT01	GELC
Test Well DT-9	1831	1040	07/07/04	WG	UF	CS	—	Geninorg	SW-846:6010B	Calcium	Ca	—	9.94	—	—	0.0055	mg/L	—	—	116548	GU04060G9WT01	GELC
Test Well DT-9	1831	1040	11/02/07	WG	F	CS	FD	Geninorg	EPA:300.0	Chloride	Cl(-1)	—	1.59	—	—	0.066	mg/L	—	—	197048	GF071000G9WT20	GELC
Test Well DT-9	1831	1040	11/02/07	WG	F	CS	—	Geninorg	EPA:300.0	Chloride	Cl(-1)	—	1.56	—	—	0.066	mg/L	—	—	197048	GF071000G9WT01	GELC
Test Well DT-9	1831	1040	05/09/07	WG	F	CS	—	Geninorg	EPA:300.0	Chloride	Cl(-1)	—	1.69	—	—	0.066	mg/L	—	—	185932	GF070500G9WT01	GELC
Test Well DT-9	1831	1040	12/05/06	WG	F	CS	—	Geninorg	EPA:300.0	Chloride	Cl(-1)	—	1.47	—	—	0.066	mg/L	—	—	177266	GF061100G9WT01	GELC
Test Well DT-9	1831	1040	07/20/05	WG	F	CS	—	Geninorg	EPA:300.0	Chloride	Cl(-1)	—	1.58	—	—	0.053	mg/L	—	—	141371	GF05070G9WT01	GELC
Test Well DT-9	1831	1040	12/05/06	WG	UF	CS	—	Geninorg	EPA:300.0	Chloride	Cl(-1)	—	1.54	—	—	0.066	mg/L	—	—	177266	GU061100G9WT01	GELC
Test Well DT-9	1831	1040	07/07/04	WG	UF	CS	—	Geninorg	EPA:300.0	Chloride	Cl(-1)	—	1.64	—	—	0.0322	mg/L	—	J	116548	GU04060G9WT01	GELC
Test Well DT-9	1831	1040	11/02/07	WG	F	CS	FD	Geninorg	EPA:300.0	Fluoride	F(-1)	—	0.28	—	—	0.033	mg/L	—	—	197048	GF071000G9WT20	GELC
Test Well DT-9	1831	1040	11/02/07	WG	F	CS	—	Geninorg	EPA:300.0	Fluoride	F(-1)	—	0.284	—	—	0.033	mg/L	—	—	197048	GF071000G9WT01	GELC
Test Well DT-9	1831	1040	05/09/07	WG	F	CS	—	Geninorg	EPA:300.0	Fluoride	F(-1)	—	0.319	—	—	0.033	mg/L	—	—	185932	GF070500G9WT01	GELC
Test Well DT-9	1831	1040	12/05/06	WG	F	CS	—	Geninorg	EPA:300.0	Fluoride	F(-1)	—	0.241	—	—	0.033	mg/L	—	—	177266	GF061100G9WT01	GELC
Test Well DT-9	1831	1040	07/20/05	WG	F	CS	—	Geninorg	EPA:300.0	Fluoride	F(-1)	—	0.164	—	—	0.03	mg/L	—	J-	141371	GF05070G9WT01	GELC
Test Well DT-9	1831	1040	12/05/06	WG	UF	CS	—	Geninorg	EPA:300.0	Fluoride	F(-1)	—	0.235	—	—	0.033	mg/L	—	—	177266	GU061100G9WT01	GELC
Test Well DT-9	1831	1040	07/07/04	WG	UF	CS	—	Geninorg	EPA:300.0	Fluoride	F(-1)	—	0.202	—	—	0.0553	mg/L	—	J	116548	GU04060G9WT01	GELC
Test Well DT-9	1831	1040	11/02/07	WG	F	CS	FD	Geninorg	SM:A2340B	Hardness	HARDNESS	—	36.8	—	—	0.425	mg/L	—	—	197048	GF071000G9WT20	GELC
Test Well DT-9	1831	1040	11/02/07	WG	F	CS	—	Geninorg	SM:A2340B	Hardness	HARDNESS	—	37	—	—	0.425	mg/L	—	—	197048	GF071000G9WT01	GELC
Test Well DT-9	1831	1040	05/09/07	WG	F	CS	—	Geninorg	SM:A2340B	Hardness	HARDNESS	—	36.9	—	—	0.44	mg/L	—	—	185932	GF070500G9WT01	GELC
Test Well DT-9	1831	1040	12/05/06	WG	F	CS	—	Geninorg	SM:A2340B	Hardness	HARDNESS	—	35.6	—	—	0.085	mg/L	—	—	177266	GF061100G9WT01	GELC
Test Well DT-9	1831	1040	07/20/05	WG	F	CS	—	Geninorg	SM:A2340B	Hardness	HARDNESS	—	36.5	—	—	0.085	mg/L	—	—	141371	GF05070G9WT01	GELC
Test Well DT-9	1831	1040	11/02/07	WG	UF	CS	FD	Geninorg	SM:A2340B	Hardness	HARDNESS	—	36.4	—	—	0.425	mg/L	—	—	197048	GU071000G9WT20	GELC
Test Well DT-9	1831	1040	11/02/07	WG	UF	CS	—	Geninorg	SM:A2340B	Hardness	HARDNESS	—	36.2	—	—	0.425	mg/L	—	—	197048	GU071000G9WT01	GELC
Test Well DT-9	1831	1040	05/09/07	WG	UF	CS	—	Geninorg	SM:A2340B	Hardness	HARDNESS	—	36.1	—	—	0.44	mg/L	—	—	185932	GU070500G9WT01	GELC
Test Well DT-9	1831	1040	12/05/06	WG	UF	CS	—	Geninorg	SM:A2340B	Hardness	HARDNESS	—	37.8	—	—	0.085	mg/L	—	—	177266	GU061100G9WT01	GELC
Test Well DT-9	1831	1040	07/20/05	WG	UF	CS	—	Geninorg	SM:A2340B	Hardness	HARDNESS	—	36.7	—	—	0.085	mg/L	—	—	141371	GU05070G9WT01	GELC
Test Well DT-9	1831	1040	07/07/04	WG	UF	CS	—	Geninorg	EPA:200.7	Hardness	HARDNESS	—	36.2	—	—	0.00554	mg/L	—	—	116548	GU04060G9WT01	GELC
Test Well DT-9	1831	1040	11/02/07	WG	F	CS	FD	Geninorg	SW-846:6010B	Magnesium	Mg	—	2.78	—	—	0.085	mg/L	—	—	197048	GF071000G9WT20	GELC
Test Well DT-9	1831	1040	11/02/07	WG	F	CS	—	Geninorg	SW-846:6010B	Magnesium	Mg	—	2.8	—	—	0.085	mg/L	—	—	197048	GF071000G9WT01	GELC
Test Well DT-9	1831	1040	05/09/07	WG	F	CS	—	Geninorg	SW-846:6010B	Magnesium	Mg	—	2.86	—	—	0.085	mg/L	—	—	185932	GF070500G9WT01	GELC
Test Well DT-9	1831	1040	12/05/06	WG	F	CS	—	Geninorg	SW-846:6010B	Magnesium	Mg	—	2.7	—	—	0.085	mg/L	—	—	177266	GF061100G9WT01	GELC
Test Well DT-9	1831	1040	07/20/05	WG	F	CS	—	Geninorg	SW-846:6010B	Magnesium	Mg	—	2.75	—	—	0.085	mg/L	—	—	141371	GF05070G9WT01	GELC
Test Well DT-9	1831	1040	11/02/07	WG	UF	CS	FD	Geninorg	SW-846:6010B	Magnesium	Mg	—	2.74	—	—	0.085	mg/L	—	—	197048	GU071000G9WT20	GELC
Test Well DT-9	1831	1040	11/02/07	WG	UF	CS	—	Geninorg	SW-846:6010B	Magnesium	Mg	—	2.73	—	—	0.085	mg/L	—	—	197048	GU071000G9WT01	GELC
Test Well DT-9	1831	1040	05/09/07	WG	UF	CS	—	Geninorg	SW-846:6010B	Magnesium	Mg	—	2.74	—	—	0.085	mg/L	—	—	185932	GU070500G9WT01	GELC
Test Well DT-9	1831	1040	12/05/06	WG	UF	CS	—	Geninorg	SW-846:6010B	Magnesium	Mg	—	2.86	—	—	0.085	mg/L	—	—	177266	GU061100G9WT01	GELC
Test Well DT-9	1831	1040	07/20/05	WG	UF	CS	—	Geninorg	SW-846:6010B	Magnesium	Mg	—	2.76	—	—	0.085	mg/L	—	—	141371	GU05070G9WT01	GELC
Test Well DT-9	1831	1040	07/07/04	WG	UF	CS	—	Geninorg	SW-846:6010B	Magnesium	Mg	—	2.77	—	—	0.0052	mg/L	—	—	116548	GU04060G9WT01	GELC
Test Well DT-9	1831	1040	11/02/07	WG	F	CS	FD	Geninorg	SW-846:6850	Perchlorate	ClO ₄	—	0.27	—	—	0.05	ug/L	—	—	197048	GF071000G9WT20	GELC
Test Well DT-9	1831	1040	11/02/07	WG	F	CS	—	Geninorg	SW-846:6850	Perchlorate	ClO ₄	—	0.272	—	—	0.05	ug/L	—	—	197048	GF071000G9WT01	GELC
Test Well DT-9	1831	1040	05/09/07	WG	F	CS	—	Geninorg	SW-846:6850	Perchlorate	ClO ₄	—	0.266	—	—	0.05	ug/L	—	—	185932	GF070500G9WT01	GELC
Test Well DT-9	1831	1040	05/09/07	WG	F	CS	—	Geninorg	EPA:314.0	Perchlorate	ClO ₄	<	4	—	—	4	ug/L	U	—	185932	GF070500G9WT01	GELC
Test Well DT-9	1831	1040	12/05/06	WG	F	CS	—	Geninorg	EPA:314.0	Perchlorate	ClO ₄	<	4	—	—	4	ug/L	U	—	177266	GF061100G9WT01	GELC
Test Well DT-9	1831	1040	12/05/06	WG	F	CS	—	Geninorg	SW846 6850	Perchlorate	ClO ₄	—	0.26	—	—	0.05	ug/L	—	—	177266	GF061100G9WT01	GELC
Test Well DT-9	1831	1040	07/20/05	WG	F	CS	—	Geninorg	EPA:314.0	Perchlorate	ClO ₄	<	4	—	—	4	ug/L	U	—	141371	GF05070G9WT01	GELC
Test Well DT-9	1831	1040	07/20/05	WG	F	CS	—	Geninorg	SW846 6850	Perchlorate	ClO ₄	—	0.247	—	—	0.05	ug/L	—	J-	141371	GF05070G9WT01	GELC
Test Well DT-9	1831	1040	07/07/04	WG	UF	CS	—	Geninorg	EPA:314.0	Perchlorate	ClO ₄	<	4	—	—	4	ug/L	U	—	116548	GU04060G9WT01	GELC
Test Well DT-9	1831	1040	07/07/04	WG	UF	CS	—	Geninorg	SW846 6850	Perchlorate	ClO ₄	<	0.249	—	—	0.05	ug/L	—	R	116548	GU04060G9WT01	GELC
Test Well DT-9	1831	1040	07/07/04	WG	UF	DUP	—	Geninorg	EPA:314.0	Perchlorate	ClO ₄	<	4	—	—	4	ug/L					

Ancho Canyon Watershed Last Four Analytical Results
for Sampling September 25, 2007 - November 10, 2007

Location	Port	Depth (ft)	Date	Field Matrix	Field Prep	Lab Sample Type	Field QC Type	Suite	Method	Analyte Desc	Analyte	Symbol	Result	1-sigma TPU	MDA	MDL	Units	Lab Qual	2nd Qual	Request	Sample	Lab
Test Well DT-9	1831	1040	05/09/07	WG	UF	CS	—	Geninorg	SW-846:6010B	Potassium	K	—	0.92	—	—	0.05	mg/L	—	—	185932	GU070500G9WT01	GELC
Test Well DT-9	1831	1040	12/05/06	WG	UF	CS	—	Geninorg	SW-846:6010B	Potassium	K	—	0.996	—	—	0.05	mg/L	—	—	177266	GU061100G9WT01	GELC
Test Well DT-9	1831	1040	07/20/05	WG	UF	CS	—	Geninorg	SW-846:6010B	Potassium	K	—	0.969	—	—	0.05	mg/L	—	—	141371	GU05070G9WT01	GELC
Test Well DT-9	1831	1040	07/07/04	WG	UF	CS	—	Geninorg	SW-846:6010B	Potassium	K	—	0.951	—	—	0.0165	mg/L	—	—	116548	GU04060G9WT01	GELC
Test Well DT-9	1831	1040	11/02/07	WG	F	CS	FD	Geninorg	SW-846:6010B	Silicon Dioxide	SiO2	—	70.5	—	—	0.032	mg/L	—	—	197048	GF071000G9WT20	GELC
Test Well DT-9	1831	1040	11/02/07	WG	F	CS	—	Geninorg	SW-846:6010B	Silicon Dioxide	SiO2	—	71.8	—	—	0.032	mg/L	—	—	197048	GF071000G9WT01	GELC
Test Well DT-9	1831	1040	05/09/07	WG	F	CS	—	Geninorg	SW-846:6010B	Silicon Dioxide	SiO2	—	76.1	—	—	0.032	mg/L	—	—	185932	GF070500G9WT01	GELC
Test Well DT-9	1831	1040	12/05/06	WG	F	CS	—	Geninorg	SW-846:6010B	Silicon Dioxide	SiO2	—	68	—	—	0.032	mg/L	—	—	177266	GF071000G9WT01	GELC
Test Well DT-9	1831	1040	07/20/05	WG	F	CS	—	Geninorg	SW-846:6010B	Silicon Dioxide	SiO2	<	66.8	—	—	0.032	mg/L	—	J-, U	141371	GF05070G9WT01	GELC
Test Well DT-9	1831	1040	12/05/06	WG	UF	CS	—	Geninorg	SW-846:6010B	Silicon Dioxide	SiO2	—	71.8	—	—	0.032	mg/L	—	—	177266	GU061100G9WT01	GELC
Test Well DT-9	1831	1040	07/20/05	WG	UF	CS	—	Geninorg	SW-846:6010B	Silicon Dioxide	SiO2	<	68.3	—	—	0.032	mg/L	—	J-, U	141371	GU05070G9WT01	GELC
Test Well DT-9	1831	1040	07/07/04	WG	UF	CS	—	Geninorg	SW-846:6010B	Silicon Dioxide	SiO2	—	68.9	—	—	0.0212	mg/L	—	—	116548	GU04060G9WT01	GELC
Test Well DT-9	1831	1040	11/02/07	WG	F	CS	FD	Geninorg	SW-846:6010B	Sodium	Na	—	11.2	—	—	0.045	mg/L	—	—	197048	GF071000G9WT20	GELC
Test Well DT-9	1831	1040	11/02/07	WG	F	CS	—	Geninorg	SW-846:6010B	Sodium	Na	—	11.3	—	—	0.045	mg/L	—	—	197048	GF071000G9WT01	GELC
Test Well DT-9	1831	1040	05/09/07	WG	F	CS	—	Geninorg	SW-846:6010B	Sodium	Na	—	11.5	—	—	0.045	mg/L	—	—	185932	GF070500G9WT01	GELC
Test Well DT-9	1831	1040	12/05/06	WG	F	CS	—	Geninorg	SW-846:6010B	Sodium	Na	—	10.8	—	—	0.045	mg/L	—	—	177266	GF061100G9WT01	GELC
Test Well DT-9	1831	1040	07/20/05	WG	F	CS	—	Geninorg	SW-846:6010B	Sodium	Na	—	10.9	—	—	0.045	mg/L	—	—	141371	GF05070G9WT01	GELC
Test Well DT-9	1831	1040	11/02/07	WG	UF	CS	FD	Geninorg	SW-846:6010B	Sodium	Na	—	11.1	—	—	0.045	mg/L	—	—	197048	GU071000G9WT20	GELC
Test Well DT-9	1831	1040	11/02/07	WG	UF	CS	—	Geninorg	SW-846:6010B	Sodium	Na	—	11.1	—	—	0.045	mg/L	—	—	197048	GU071000G9WT01	GELC
Test Well DT-9	1831	1040	05/09/07	WG	UF	CS	—	Geninorg	SW-846:6010B	Sodium	Na	—	10.5	—	—	0.045	mg/L	—	—	185932	GU070500G9WT01	GELC
Test Well DT-9	1831	1040	12/05/06	WG	UF	CS	—	Geninorg	SW-846:6010B	Sodium	Na	—	11.2	—	—	0.045	mg/L	—	—	177266	GU061100G9WT01	GELC
Test Well DT-9	1831	1040	07/20/05	WG	UF	CS	—	Geninorg	SW-846:6010B	Sodium	Na	—	10.9	—	—	0.045	mg/L	—	—	141371	GU05070G9WT01	GELC
Test Well DT-9	1831	1040	07/07/04	WG	UF	CS	—	Geninorg	SW-846:6010B	Sodium	Na	—	10.9	—	—	0.0144	mg/L	—	—	116548	GU04060G9WT01	GELC
Test Well DT-9	1831	1040	11/02/07	WG	F	CS	FD	Geninorg	EPA:120.1	Specific Conductance	SPEC_CONDC	—	116	—	—	1	uS/cm	—	—	197048	GF071000G9WT20	GELC
Test Well DT-9	1831	1040	11/02/07	WG	F	CS	—	Geninorg	EPA:120.1	Specific Conductance	SPEC_CONDC	—	117	—	—	1	uS/cm	—	—	197048	GF071000G9WT01	GELC
Test Well DT-9	1831	1040	05/09/07	WG	F	CS	—	Geninorg	EPA:120.1	Specific Conductance	SPEC_CONDC	—	1290	—	—	1	uS/cm	—	—	185932	GF070500G9WT01	GELC
Test Well DT-9	1831	1040	12/05/06	WG	F	CS	—	Geninorg	EPA:120.1	Specific Conductance	SPEC_CONDC	—	114	—	—	1	uS/cm	—	—	177266	GF061100G9WT01	GELC
Test Well DT-9	1831	1040	07/20/05	WG	F	CS	—	Geninorg	EPA:120.1	Specific Conductance	SPEC_CONDC	—	112	—	—	1	uS/cm	—	—	141371	GF05070G9WT01	GELC
Test Well DT-9	1831	1040	12/05/06	WG	UF	CS	—	Geninorg	EPA:120.1	Specific Conductance	SPEC_CONDC	—	114	—	—	1	uS/cm	—	—	177266	GU061100G9WT01	GELC
Test Well DT-9	1831	1040	07/07/04	WG	UF	CS	—	Geninorg	SW-846:9050A	Specific Conductance	SPEC_CONDC	—	116	—	—	1	uS/cm	—	J	116548	GU04060G9WT01	GELC
Test Well DT-9	1831	1040	11/02/07	WG	F	CS	FD	Geninorg	EPA:300.0	Sulfate	SO4(-2)	—	1.42	—	—	0.1	mg/L	—	—	197048	GF071000G9WT20	GELC
Test Well DT-9	1831	1040	11/02/07	WG	F	CS	—	Geninorg	EPA:300.0	Sulfate	SO4(-2)	—	1.49	—	—	0.1	mg/L	—	—	197048	GF071000G9WT01	GELC
Test Well DT-9	1831	1040	05/09/07	WG	F	CS	—	Geninorg	EPA:300.0	Sulfate	SO4(-2)	—	1.63	—	—	0.1	mg/L	—	—	185932	GF070500G9WT01	GELC
Test Well DT-9	1831	1040	12/05/06	WG	F	CS	—	Geninorg	EPA:300.0	Sulfate	SO4(-2)	—	1.39	—	—	0.1	mg/L	—	—	177266	GF061100G9WT01	GELC
Test Well DT-9	1831	1040	07/20/05	WG	F	CS	—	Geninorg	EPA:300.0	Sulfate	SO4(-2)	—	1.16	—	—	0.057	mg/L	—	—	141371	GF05070G9WT01	GELC
Test Well DT-9	1831	1040	12/05/06	WG	UF	CS	—	Geninorg	EPA:300.0	Sulfate	SO4(-2)	—	1.44	—	—	0.1	mg/L	—	—	177266	GU061100G9WT01	GELC
Test Well DT-9	1831	1040	07/07/04	WG	UF	CS	—	Geninorg	EPA:300.0	Sulfate	SO4(-2)	—	1.4	—	—	0.193	mg/L	—	J	116548	GU04060G9WT01	GELC
Test Well DT-9	1831	1040	11/02/07	WG	F	CS	FD	Geninorg	EPA:160.1	Total Dissolved Solids	TDS	—	134	—	—	2.38	mg/L	—	—	197048	GF071000G9WT20	GELC
Test Well DT-9	1831	1040	11/02/07	WG	F	CS	—	Geninorg	EPA:160.1	Total Dissolved Solids	TDS	—	130	—	—	2.38	mg/L	—	—	197048	GF071000G9WT01	GELC
Test Well DT-9	1831	1040	05/09/07	WG	F	CS	—	Geninorg	EPA:160.1	Total Dissolved Solids	TDS	—	133	—	—	2.38	mg/L	—	—	185932	GF070500G9WT01	GELC
Test Well DT-9	1831	1040	12/05/06	WG	F	CS	—	Geninorg	EPA:160.1	Total Dissolved Solids	TDS	—	134	—	—	2.38	mg/L	—	—	177266	GF061100G9WT01	GELC
Test Well DT-9	1831	1040	12/05/06	WG	F	CS	—	Geninorg	EPA:160.1	Total Dissolved Solids	TDS	—	54	—	—	2.38	mg/L	—	—	177266	GU061100G9WT01	GELC
Test Well DT-9	1831	1040	07/20/05	WG	F	CS	—	Geninorg	EPA:160.1	Total Dissolved Solids	TDS	—	66.7	—	—	3.31	mg/L	—	—	141371	GF05070G9WT01	GELC
Test Well DT-9	1831	1040	07/07/04	WG	F	CS	—	Geninorg	EPA:160.1	Total Dissolved Solids	TDS	—	111	—	—	3.07	mg/L	—	J	116548	GU04060G9WT01	GELC
Test Well DT-9	1831	1040	11/02/07	WG	F	CS	FD	Geninorg	EPA:351.2	Total Kjeldahl Nitrogen	TKN	—	0.063	—	—	0.029	mg/L	J	JN-	197048	GF071000G9WT20	GELC
Test Well DT-9	1831	1040	05/09/07	WG	F	CS	—	Geninorg	EPA:351.2	Total Kjeldahl Nitrogen	TKN	<	0.029	—	—	0.029	mg/L	U	UJ	185932	GF070500G9WT01	GELC
Test Well DT-9	1831	1040	12/05/06	WG	F	CS	—	Geninorg	EPA:351.2	Total Kjeldahl Nitrogen	TKN	<	0.1	—	—	0.1	mg/L	U	UJ	177266	GF061100G9WT01	GELC
Test Well DT-9	1831	1040	07/20/05	WG	F	CS	—	Geninorg	EPA:351.2	Total Kjeldahl Nitrogen	TKN	<	0.01	—	—	0.01	mg/L	U	UJ	141371	GF05070G9WT01	GELC
Test Well DT-9	1831	1040	05/09/07	WG	UF	CS	—	Geninorg	EPA:351.2	Total Kjeldahl Nitrogen	TKN	<	0.145	—	—	0.145	mg/L	U	UJ	185932	GU070500G9WT01	GELC
Test Well DT-9	1831	1040	12/05/06	WG	UF	CS	—	Geninorg	EPA:351.2	Total Kjeldahl Nitrogen	TKN	<	0.1	—	—	0.1	mg/L	U	UJ	177266	GU061100G9WT01	GELC
Test Well DT-9	1831	1040	11/02/07	WG	UF	CS	FD	Geninorg	SW-846:9060	Total Organic Carbon	TOC	—	0.507	—	—	0.33	mg/L	J	—	197048	GU071000G9WT20	GELC
Test Well DT-9	1831	1040	11/02/07	WG	UF	CS	—	Geninorg	SW-846:9060	Total Organic Carbon	TOC	—	0.76	—	—	0.33	mg/L	J	—	197048	GU071000G9WT01	GELC
Test Well DT-9	1831	1040	05/09/07	WG	UF	CS	—	Geninorg	SW-846:9060	Total Organic Carbon	TOC	—	0.613	—	—	0.33	mg/L	J	—	185932	GU070500G9WT01	GELC
Test Well DT-9	1831	1040	12/05/06	WG	UF	CS	—	Geninorg	SW-846:9060	Total Organic Carbon	TOC	—	0.513	—	—	0.33	mg/L	J	—	177266	GU061100G9WT01	GELC
Test Well DT-9	1831	1040	11/02/07	WG	F	CS	FD	Geninorg	EPA:365.4	Total Phosphate as Phosphorus	PO4-P	—	0.035	—	—	0.024	mg/L	J	—	197048	GF071000G9WT20	GELC
Test Well DT-9	1831	1040	11/02/07	WG	F	CS	—	Geninorg	EPA:365.4	Total Phosphate as Phosphorus	PO4-P	—	0.033	—	—	0.024	mg/L	J	—	197048	GF071000G9WT01	GELC
Test Well DT-9	1831	1040	05/09/07	WG	F	CS	—	Geninorg	EPA:365.4	Total Phosphate as Phosphorus	PO4-P	<	0.052	—	—	0.024	mg/L	—	U	185932	GF070500G9WT01	GELC
Test Well DT-9	1831	1040	12/05/06	WG	F	CS	—	Geninorg	EPA:365.4	Total Phosphate as Phosphorus	PO4-P	<	0.063	—	—	0.01	mg/L	—	U	177266	GF061100G9WT01	GELC
Test Well DT-9	1831	1040	07/20/05	WG	F	CS	—	Geninorg	EPA:365.4	Total Phosphate as Phosphorus	PO4-P	<	0.041	—	—	0.01	mg/L	J	U	141371	GF05070G9WT01	GELC
Test Well DT-9	1831	1040	12/05/06	WG	UF	CS	—	Geninorg	EPA:365.4	Total Phosphate as Phosphorus	PO4-P	<	0.064	—	—	0.01	mg/L	—	U	177266	GU061100G9WT01	GELC
Test Well DT-9	1831	1040	07/07/04	WG	UF	CS	—	Geninorg	EPA:365.4	Total Phosphate as Phosphorus	PO4-P	—	0.03	—	—	0.011	mg/L	J	—	116548	GU04060G9WT01	GELC
Test Well DT-9	1831	1040	07/07/04	WG	UF	DUP																

Ancho Canyon Watershed Last Four Analytical Results
for Sampling September 25, 2007 - November 10, 2007

Location	Port	Depth (ft)	Date	Field Matrix	Field Prep	Lab Sample Type	Field QC Type	Suite	Method	Analyte Desc	Analyte	Symbol	Result	1-sigma TPU	MDA	MDL	Units	Lab Qual	2nd Qual	Request	Sample	Lab
Test Well DT-9	1831	1040	07/07/04	WG	UF	CS	—	Geninorg	EPA:150.1	pH	pH	—	7.75	—	—	—	SU	H	J	116548	GU04060G9WT01	GELC
Test Well DT-9	1831	1040	07/07/04	WG	UF	DUP	—	Geninorg	EPA:150.1	pH	pH	—	7.74	—	—	—	SU	H	—	116548	GU04060G9WT01	GELC
Test Well DT-9	1831	1040	11/02/07	WG	F	CS	FD	Metals	SW-846:6020	Arsenic	As	—	4.5	—	—	1.5	ug/L	J	—	197048	GF071000G9WT20	GELC
Test Well DT-9	1831	1040	11/02/07	WG	F	CS	—	Metals	SW-846:6020	Arsenic	As	—	4.6	—	—	1.5	ug/L	J	—	197048	GF071000G9WT01	GELC
Test Well DT-9	1831	1040	05/09/07	WG	F	CS	—	Metals	SW-846:6020	Arsenic	As	<	1.5	—	—	1.5	ug/L	U	—	185932	GF070500G9WT01	GELC
Test Well DT-9	1831	1040	12/05/06	WG	F	CS	—	Metals	SW-846:6020	Arsenic	As	<	1.5	—	—	1.5	ug/L	U	—	177266	GF061100G9WT01	GELC
Test Well DT-9	1831	1040	07/20/05	WG	F	CS	—	Metals	SW-846:6010B	Arsenic	As	<	6	—	—	6	ug/L	U	—	141371	GF05070G9WT01	GELC
Test Well DT-9	1831	1040	11/02/07	WG	UF	CS	FD	Metals	SW-846:6020	Arsenic	As	—	3.7	—	—	1.5	ug/L	J	—	197048	GU071000G9WT20	GELC
Test Well DT-9	1831	1040	11/02/07	WG	UF	CS	—	Metals	SW-846:6020	Arsenic	As	—	2.8	—	—	1.5	ug/L	J	—	197048	GU071000G9WT01	GELC
Test Well DT-9	1831	1040	05/09/07	WG	UF	CS	—	Metals	SW-846:6020	Arsenic	As	<	1.5	—	—	1.5	ug/L	U	—	185932	GU070500G9WT01	GELC
Test Well DT-9	1831	1040	12/05/06	WG	UF	CS	—	Metals	SW-846:6020	Arsenic	As	<	1.5	—	—	1.5	ug/L	U	—	177266	GU061100G9WT01	GELC
Test Well DT-9	1831	1040	07/20/05	WG	UF	CS	—	Metals	SW-846:6010B	Arsenic	As	<	6	—	—	6	ug/L	U	—	141371	GU05070G9WT01	GELC
Test Well DT-9	1831	1040	07/07/04	WG	UF	CS	—	Metals	SW-846:6010B	Arsenic	As	<	2.2	—	—	2.2	ug/L	U	—	116548	GU04060G9WT01	GELC
Test Well DT-9	1831	1040	11/02/07	WG	F	CS	FD	Metals	SW-846:6010B	Barium	Ba	—	16.3	—	—	1	ug/L	—	—	197048	GF071000G9WT20	GELC
Test Well DT-9	1831	1040	11/02/07	WG	F	CS	—	Metals	SW-846:6010B	Barium	Ba	—	16.6	—	—	1	ug/L	—	—	197048	GF071000G9WT01	GELC
Test Well DT-9	1831	1040	05/09/07	WG	F	CS	—	Metals	SW-846:6010B	Barium	Ba	—	16.9	—	—	1	ug/L	—	—	185932	GF070500G9WT01	GELC
Test Well DT-9	1831	1040	12/05/06	WG	F	CS	—	Metals	SW-846:6010B	Barium	Ba	—	16.1	—	—	1	ug/L	—	—	177266	GF061100G9WT01	GELC
Test Well DT-9	1831	1040	07/20/05	WG	F	CS	—	Metals	SW-846:6010B	Barium	Ba	—	15.9	—	—	1	ug/L	—	—	141371	GF05070G9WT01	GELC
Test Well DT-9	1831	1040	11/02/07	WG	UF	CS	FD	Metals	SW-846:6010B	Barium	Ba	—	16.4	—	—	1	ug/L	—	—	197048	GU071000G9WT20	GELC
Test Well DT-9	1831	1040	11/02/07	WG	UF	CS	—	Metals	SW-846:6010B	Barium	Ba	—	16.3	—	—	1	ug/L	—	—	197048	GU071000G9WT01	GELC
Test Well DT-9	1831	1040	05/09/07	WG	UF	CS	—	Metals	SW-846:6010B	Barium	Ba	—	18.7	—	—	1	ug/L	—	—	185932	GU070500G9WT01	GELC
Test Well DT-9	1831	1040	12/05/06	WG	UF	CS	—	Metals	SW-846:6010B	Barium	Ba	—	16.9	—	—	1	ug/L	—	—	177266	GU061100G9WT01	GELC
Test Well DT-9	1831	1040	07/20/05	WG	UF	CS	—	Metals	SW-846:6010B	Barium	Ba	—	16.1	—	—	1	ug/L	—	—	141371	GU05070G9WT01	GELC
Test Well DT-9	1831	1040	07/07/04	WG	UF	CS	—	Metals	SW-846:6010B	Barium	Ba	—	16.5	—	—	0.22	ug/L	—	—	116548	GU04060G9WT01	GELC
Test Well DT-9	1831	1040	11/02/07	WG	F	CS	FD	Metals	SW-846:6010B	Boron	B	—	10.3	—	—	10	ug/L	J	—	197048	GF071000G9WT20	GELC
Test Well DT-9	1831	1040	11/02/07	WG	F	CS	—	Metals	SW-846:6010B	Boron	B	—	10.4	—	—	10	ug/L	J	—	197048	GF071000G9WT01	GELC
Test Well DT-9	1831	1040	05/09/07	WG	F	CS	—	Metals	SW-846:6010B	Boron	B	—	11.3	—	—	10	ug/L	J	—	185932	GF070500G9WT01	GELC
Test Well DT-9	1831	1040	12/05/06	WG	F	CS	—	Metals	SW-846:6010B	Boron	B	—	10.2	—	—	10	ug/L	J	—	177266	GF061100G9WT01	GELC
Test Well DT-9	1831	1040	07/20/05	WG	F	CS	—	Metals	SW-846:6010B	Boron	B	—	10.5	—	—	10	ug/L	J	J+	141371	GF05070G9WT01	GELC
Test Well DT-9	1831	1040	05/09/07	WG	UF	CS	—	Metals	SW-846:6010B	Boron	B	—	10.1	—	—	10	ug/L	J	—	185932	GU070500G9WT01	GELC
Test Well DT-9	1831	1040	12/05/06	WG	UF	CS	—	Metals	SW-846:6010B	Boron	B	—	11.3	—	—	10	ug/L	J	—	177266	GU061100G9WT01	GELC
Test Well DT-9	1831	1040	07/20/05	WG	UF	CS	—	Metals	SW-846:6010B	Boron	B	—	11.1	—	—	10	ug/L	J	J+	141371	GU05070G9WT01	GELC
Test Well DT-9	1831	1040	07/07/04	WG	UF	CS	—	Metals	SW-846:6010B	Boron	B	—	12.9	—	—	4.9	ug/L	B	—	116548	GU04060G9WT01	GELC
Test Well DT-9	1831	1040	11/02/07	WG	F	CS	FD	Metals	SW-846:6020	Chromium	Cr	—	3	—	—	1	ug/L	—	—	197048	GF071000G9WT20	GELC
Test Well DT-9	1831	1040	11/02/07	WG	F	CS	—	Metals	SW-846:6020	Chromium	Cr	—	3.8	—	—	1	ug/L	—	—	197048	GF071000G9WT01	GELC
Test Well DT-9	1831	1040	05/09/07	WG	F	CS	—	Metals	SW-846:6020	Chromium	Cr	—	3.7	—	—	1	ug/L	—	—	185932	GF070500G9WT01	GELC
Test Well DT-9	1831	1040	12/05/06	WG	F	CS	—	Metals	SW-846:6020	Chromium	Cr	—	2	—	—	1	ug/L	J	—	177266	GF061100G9WT01	GELC
Test Well DT-9	1831	1040	07/20/05	WG	F	CS	—	Metals	SW-846:6010B	Chromium	Cr	—	2.2	—	—	1	ug/L	J	—	141371	GF05070G9WT01	GELC
Test Well DT-9	1831	1040	11/02/07	WG	UF	CS	FD	Metals	SW-846:6020	Chromium	Cr	—	2.8	—	—	1	ug/L	J	—	197048	GU071000G9WT20	GELC
Test Well DT-9	1831	1040	11/02/07	WG	UF	CS	—	Metals	SW-846:6020	Chromium	Cr	—	3.2	—	—	1	ug/L	—	—	197048	GU071000G9WT01	GELC
Test Well DT-9	1831	1040	05/09/07	WG	UF	CS	—	Metals	SW-846:6020	Chromium	Cr	—	4.1	—	—	1	ug/L	—	—	185932	GU070500G9WT01	GELC
Test Well DT-9	1831	1040	12/05/06	WG	UF	CS	—	Metals	SW-846:6020	Chromium	Cr	—	2.1	—	—	1	ug/L	J	—	177266	GU061100G9WT01	GELC
Test Well DT-9	1831	1040	07/20/05	WG	UF	CS	—	Metals	SW-846:6010B	Chromium	Cr	—	2.2	—	—	1	ug/L	J	—	141371	GU05070G9WT01	GELC
Test Well DT-9	1831	1040	07/07/04	WG	UF	CS	—	Metals	SW-846:6010B	Chromium	Cr	—	2.68	—	—	0.5	ug/L	B	—	116548	GU04060G9WT01	GELC
Test Well DT-9	1831	1040	05/09/07	WG	F	CS	—	Metals	SW-846:6010B	Iron	Fe	—	26.2	—	—	18	ug/L	J	—	185932	GF070500G9WT01	GELC
Test Well DT-9	1831	1040	12/05/06	WG	F	CS	—	Metals	SW-846:6010B	Iron	Fe	<	18	—	—	18	ug/L	U	—	177266	GF061100G9WT01	GELC
Test Well DT-9	1831	1040	07/20/05	WG	F	CS	—	Metals	SW-846:6010B	Iron	Fe	<	18	—	—	18	ug/L	U	—	141371	GF05070G9WT01	GELC
Test Well DT-9	1831	1040	11/02/07	WG	UF	CS	FD	Metals	SW-846:6010B	Iron	Fe	—	155	—	—	25	ug/L	—	—	197048	GU071000G9WT20	GELC
Test Well DT-9	1831	1040	11/02/07	WG	UF	CS	—	Metals	SW-846:6010B	Iron	Fe	—	82.9	—	—	25	ug/L	J	—	197048	GU071000G9WT01	GELC
Test Well DT-9	1831	1040	05/09/07	WG	UF	CS	—	Metals	SW-846:6010B	Iron	Fe	—	454	—	—	18	ug/L	—	—	185932	GU070500G9WT01	GELC
Test Well DT-9	1831	1040	12/05/06	WG	UF	CS	—	Metals	SW-846:6010B	Iron	Fe	—	28.4	—	—	18	ug/L	J	—	177266	GU061100G9WT01	GELC
Test Well DT-9	1831	1040	07/20/05	WG	UF	CS	—	Metals	SW-846:6010B	Iron	Fe	—	37.2	—	—	18	ug/L	J	—	141371	GU05070G9WT01	GELC
Test Well DT-9	1831	1040	07/07/04	WG	UF	CS	—	Metals	SW-846:6010B	Iron	Fe	<	34.9	—	—	12.6	ug/L	B	U	116548	GU04060G9WT01	GELC
Test Well DT-9	1831	1040	05/09/07	WG	F	CS	—	Metals	SW-846:6020	Lead	Pb	<	0.5	—	—	0.5	ug/L	U	—	185932	GF070500G9WT01	GELC
Test Well DT-9	1831	1040	12/05/06	WG	F	CS	—	Metals	SW-846:6020	Lead	Pb	—	0.77	—	—	0.5	ug/L	J	—	177266	GF061100G9WT01	GELC
Test Well DT-9	1831	1040	07/20/05	WG	F	CS	—	Metals	SW-846:6020	Lead	Pb	<	0.5	—	—	0.5	ug/L	U	—	141371	GF05070G9WT01	GELC
Test Well DT-9	1831	1040	11/02/07	WG	UF	CS	FD	Metals	SW-846:6020	Lead	Pb	—	8.5	—	—	0.5	ug/L	—	—	197048	GU071000G9WT20	GELC
Test Well DT-9	1831	1040	11/02/07	WG	UF	CS	—	Metals	SW-846:6020	Lead	Pb	—	2.5	—	—	0.5	ug/L	—	—	197048	GU071000G9WT01	GELC
Test Well DT-9	1831	1040	05/09/07	WG	UF	CS	—	Metals	SW-846:6020	Lead	Pb	—	0.81	—	—	0.5	ug/L	J	—	185932	GU070500G9WT01	GELC
Test Well DT-9	1831	1040	12/05/06	WG	UF	CS	—	Metals	SW-846:6020	Lead	Pb	—	0.72	—	—	0.5	ug/L	J	—	177266	GU061100G9WT01	GELC
Test Well DT-9	1831	1040	07/20/05	WG	UF	CS	—	Metals	SW-846:6020	Lead	Pb	—	0.61	—	—	0.5	ug/L	J	—	141371	GU05070G9WT01	GELC
Test Well DT-9	1831	1040	07/07/04	WG	UF	CS	—	Metals	SW-846:6020	Lead	Pb	—	0.552	—	—	0.05	ug/L	B	—	116548	GU04060G9WT01	GELC
Test Well DT-9	1831	1040	05/09/07	WG	F	CS	—	Metals	SW-846:6010B	Manganese	Mn	—	2.1	—	—	2	ug/L	J	—	185932	GF070500G9WT01	GELC
Test Well																						

Ancho Canyon Watershed Last Four Analytical Results
for Sampling September 25, 2007 - November 10, 2007

Location	Port	Depth (ft)	Date	Field Matrix	Field Prep	Lab Sample Type	Field QC Type	Suite	Method	Analyte Desc	Analyte	Symbol	Result	1-sigma TPU	MDA	MDL	Units	Lab Qual	2nd Qual	Request	Sample	Lab
Test Well DT-9	1831	1040	12/05/06	WG	UF	CS	—	Metals	SW-846:6010B	Manganese	Mn	—	3.1	—	—	2	ug/L	J	—	177266	GU061100G9WT01	GELC
Test Well DT-9	1831	1040	07/20/05	WG	UF	CS	—	Metals	SW-846:6010B	Manganese	Mn	—	6.3	—	—	2	ug/L	J	—	141371	GU05070G9WT01	GELC
Test Well DT-9	1831	1040	07/07/04	WG	UF	CS	—	Metals	SW-846:6010B	Manganese	Mn	—	3.33	—	—	0.3	ug/L	B	—	116548	GU04060G9WT01	GELC
Test Well DT-9	1831	1040	11/02/07	WG	F	CS	FD	Metals	SW-846:6020	Nickel	Ni	—	0.58	—	—	0.5	ug/L	J	—	197048	GF071000G9WT20	GELC
Test Well DT-9	1831	1040	11/02/07	WG	F	CS	—	Metals	SW-846:6020	Nickel	Ni	—	0.63	—	—	0.5	ug/L	J	—	197048	GF071000G9WT01	GELC
Test Well DT-9	1831	1040	05/09/07	WG	F	CS	—	Metals	SW-846:6020	Nickel	Ni	<	0.53	—	—	0.5	ug/L	J	U	185932	GF070500G9WT01	GELC
Test Well DT-9	1831	1040	12/05/06	WG	F	CS	—	Metals	SW-846:6020	Nickel	Ni	—	0.92	—	—	0.5	ug/L	J	—	177266	GF061100G9WT01	GELC
Test Well DT-9	1831	1040	07/20/05	WG	F	CS	—	Metals	SW-846:6020	Nickel	Ni	—	0.77	—	—	0.5	ug/L	J	—	141371	GF05070G9WT01	GELC
Test Well DT-9	1831	1040	11/02/07	WG	UF	CS	FD	Metals	SW-846:6020	Nickel	Ni	—	0.67	—	—	0.5	ug/L	J	—	197048	GU071000G9WT20	GELC
Test Well DT-9	1831	1040	11/02/07	WG	UF	CS	—	Metals	SW-846:6020	Nickel	Ni	—	0.64	—	—	0.5	ug/L	J	—	197048	GU071000G9WT01	GELC
Test Well DT-9	1831	1040	05/09/07	WG	UF	CS	—	Metals	SW-846:6020	Nickel	Ni	<	1.1	—	—	0.5	ug/L	J	U	185932	GU070500G9WT01	GELC
Test Well DT-9	1831	1040	12/05/06	WG	UF	CS	—	Metals	SW-846:6020	Nickel	Ni	<	0.5	—	—	0.5	ug/L	U	—	177266	GU061100G9WT01	GELC
Test Well DT-9	1831	1040	07/20/05	WG	UF	CS	—	Metals	SW-846:6020	Nickel	Ni	—	0.86	—	—	0.5	ug/L	J	—	141371	GU05070G9WT01	GELC
Test Well DT-9	1831	1040	07/07/04	WG	UF	CS	—	Metals	SW-846:6010B	Nickel	Ni	<	0.69	—	—	0.69	ug/L	U	UJ	116548	GU04060G9WT01	GELC
Test Well DT-9	1831	1040	11/02/07	WG	F	CS	FD	Metals	SW-846:6010B	Strontium	Sr	—	49.2	—	—	1	ug/L	—	—	197048	GF071000G9WT20	GELC
Test Well DT-9	1831	1040	11/02/07	WG	F	CS	—	Metals	SW-846:6010B	Strontium	Sr	—	49.9	—	—	1	ug/L	—	—	197048	GF071000G9WT01	GELC
Test Well DT-9	1831	1040	05/09/07	WG	F	CS	—	Metals	SW-846:6010B	Strontium	Sr	—	49.3	—	—	1	ug/L	—	—	185932	GF070500G9WT01	GELC
Test Well DT-9	1831	1040	12/05/06	WG	F	CS	—	Metals	SW-846:6010B	Strontium	Sr	—	46.7	—	—	1	ug/L	—	—	177266	GF061100G9WT01	GELC
Test Well DT-9	1831	1040	07/20/05	WG	F	CS	—	Metals	SW-846:6010B	Strontium	Sr	—	48.6	—	—	1	ug/L	—	—	141371	GF05070G9WT01	GELC
Test Well DT-9	1831	1040	11/02/07	WG	UF	CS	FD	Metals	SW-846:6010B	Strontium	Sr	—	48.8	—	—	1	ug/L	—	—	197048	GU071000G9WT20	GELC
Test Well DT-9	1831	1040	11/02/07	WG	UF	CS	—	Metals	SW-846:6010B	Strontium	Sr	—	49.1	—	—	1	ug/L	—	—	197048	GU071000G9WT01	GELC
Test Well DT-9	1831	1040	05/09/07	WG	UF	CS	—	Metals	SW-846:6010B	Strontium	Sr	—	48.6	—	—	1	ug/L	—	—	185932	GU070500G9WT01	GELC
Test Well DT-9	1831	1040	12/05/06	WG	UF	CS	—	Metals	SW-846:6010B	Strontium	Sr	—	49.8	—	—	1	ug/L	—	—	177266	GU061100G9WT01	GELC
Test Well DT-9	1831	1040	07/20/05	WG	UF	CS	—	Metals	SW-846:6010B	Strontium	Sr	—	48.8	—	—	1	ug/L	—	—	141371	GU05070G9WT01	GELC
Test Well DT-9	1831	1040	07/07/04	WG	UF	CS	—	Metals	SW-846:6010B	Strontium	Sr	—	47.6	—	—	0.18	ug/L	—	—	116548	GU04060G9WT01	GELC
Test Well DT-9	1831	1040	11/02/07	WG	F	CS	FD	Metals	SW-846:6020	Uranium	U	—	0.33	—	—	0.05	ug/L	—	—	197048	GF071000G9WT20	GELC
Test Well DT-9	1831	1040	11/02/07	WG	F	CS	—	Metals	SW-846:6020	Uranium	U	—	0.35	—	—	0.05	ug/L	—	—	197048	GF071000G9WT01	GELC
Test Well DT-9	1831	1040	05/09/07	WG	F	CS	—	Metals	SW-846:6020	Uranium	U	—	0.41	—	—	0.05	ug/L	—	—	185932	GF070500G9WT01	GELC
Test Well DT-9	1831	1040	12/05/06	WG	F	CS	—	Metals	SW-846:6020	Uranium	U	—	0.42	—	—	0.05	ug/L	—	—	177266	GF061100G9WT01	GELC
Test Well DT-9	1831	1040	07/20/05	WG	F	CS	—	Metals	SW-846:6020	Uranium	U	—	0.43	—	—	0.05	ug/L	—	—	141371	GF05070G9WT01	GELC
Test Well DT-9	1831	1040	11/02/07	WG	UF	CS	FD	Metals	SW-846:6020	Uranium	U	—	0.32	—	—	0.05	ug/L	—	—	197048	GU071000G9WT20	GELC
Test Well DT-9	1831	1040	11/02/07	WG	UF	CS	—	Metals	SW-846:6020	Uranium	U	—	0.33	—	—	0.05	ug/L	—	—	197048	GU071000G9WT01	GELC
Test Well DT-9	1831	1040	05/09/07	WG	UF	CS	—	Metals	SW-846:6020	Uranium	U	—	0.41	—	—	0.05	ug/L	—	—	185932	GU070500G9WT01	GELC
Test Well DT-9	1831	1040	12/05/06	WG	UF	CS	—	Metals	SW-846:6020	Uranium	U	—	0.41	—	—	0.05	ug/L	—	—	177266	GU061100G9WT01	GELC
Test Well DT-9	1831	1040	07/20/05	WG	UF	CS	—	Metals	SW-846:6020	Uranium	U	—	0.43	—	—	0.05	ug/L	—	—	141371	GU05070G9WT01	GELC
Test Well DT-9	1831	1040	07/07/04	WG	UF	CS	—	Metals	SW-846:6020	Uranium	U	—	0.405	—	—	0.02	ug/L	—	J+	116548	GU04060G9WT01	GELC
Test Well DT-9	1831	1040	11/02/07	WG	F	CS	FD	Metals	SW-846:6010B	Vanadium	V	—	6.3	—	—	1	ug/L	—	—	197048	GF071000G9WT20	GELC
Test Well DT-9	1831	1040	11/02/07	WG	F	CS	—	Metals	SW-846:6010B	Vanadium	V	—	6.3	—	—	1	ug/L	—	—	197048	GF071000G9WT01	GELC
Test Well DT-9	1831	1040	05/09/07	WG	F	CS	—	Metals	SW-846:6010B	Vanadium	V	<	6.6	—	—	1	ug/L	—	U	185932	GF070500G9WT01	GELC
Test Well DT-9	1831	1040	12/05/06	WG	F	CS	—	Metals	SW-846:6010B	Vanadium	V	—	6.1	—	—	1	ug/L	—	—	177266	GF061100G9WT01	GELC
Test Well DT-9	1831	1040	07/20/05	WG	F	CS	—	Metals	SW-846:6010B	Vanadium	V	—	5.3	—	—	1	ug/L	—	—	141371	GF05070G9WT01	GELC
Test Well DT-9	1831	1040	11/02/07	WG	UF	CS	FD	Metals	SW-846:6010B	Vanadium	V	—	6.4	—	—	1	ug/L	—	—	197048	GU071000G9WT20	GELC
Test Well DT-9	1831	1040	11/02/07	WG	UF	CS	—	Metals	SW-846:6010B	Vanadium	V	—	6.2	—	—	1	ug/L	—	—	197048	GU071000G9WT01	GELC
Test Well DT-9	1831	1040	05/09/07	WG	UF	CS	—	Metals	SW-846:6010B	Vanadium	V	—	5.8	—	—	1	ug/L	—	—	185932	GU070500G9WT01	GELC
Test Well DT-9	1831	1040	12/05/06	WG	UF	CS	—	Metals	SW-846:6010B	Vanadium	V	—	6.6	—	—	1	ug/L	—	—	177266	GU061100G9WT01	GELC
Test Well DT-9	1831	1040	07/20/05	WG	UF	CS	—	Metals	SW-846:6010B	Vanadium	V	—	5.6	—	—	1	ug/L	—	—	141371	GU05070G9WT01	GELC
Test Well DT-9	1831	1040	07/07/04	WG	UF	CS	—	Metals	SW-846:6010B	Vanadium	V	—	4.99	—	—	0.61	ug/L	B	—	116548	GU04060G9WT01	GELC
Test Well DT-9	1831	1040	11/02/07	WG	F	CS	FD	Metals	SW-846:6010B	Zinc	Zn	—	109	—	—	2	ug/L	—	—	197048	GF071000G9WT20	GELC
Test Well DT-9	1831	1040	11/02/07	WG	F	CS	—	Metals	SW-846:6010B	Zinc	Zn	—	111	—	—	2	ug/L	—	—	197048	GF071000G9WT01	GELC
Test Well DT-9	1831	1040	05/09/07	WG	F	CS	—	Metals	SW-846:6010B	Zinc	Zn	—	89.7	—	—	2	ug/L	—	—	185932	GF070500G9WT01	GELC
Test Well DT-9	1831	1040	12/05/06	WG	F	CS	—	Metals	SW-846:6010B	Zinc	Zn	—	113	—	—	2	ug/L	—	—	177266	GF061100G9WT01	GELC
Test Well DT-9	1831	1040	07/20/05	WG	F	CS	—	Metals	SW-846:6010B	Zinc	Zn	—	103	—	—	2	ug/L	—	—	141371	GF05070G9WT01	GELC
Test Well DT-9	1831	1040	11/02/07	WG	UF	CS	FD	Metals	SW-846:6010B	Zinc	Zn	—	114	—	—	2	ug/L	—	—	197048	GU071000G9WT20	GELC
Test Well DT-9	1831	1040	11/02/07	WG	UF	CS	—	Metals	SW-846:6010B	Zinc	Zn	—	111	—	—	2	ug/L	—	—	197048	GU071000G9WT01	GELC
Test Well DT-9	1831	1040	05/09/07	WG	UF	CS	—	Metals	SW-846:6010B	Zinc	Zn	—	109	—	—	2	ug/L	—	—	185932	GU070500G9WT01	GELC
Test Well DT-9	1831	1040	12/05/06	WG	UF	CS	—	Metals	SW-846:6010B	Zinc	Zn	—	121	—	—	2	ug/L	—	—	177266	GU061100G9WT01	GELC
Test Well DT-9	1831	1040	07/20/05	WG	UF	CS	—	Metals	SW-846:6010B	Zinc	Zn	—	109	—	—	2	ug/L	—	—	141371	GU05070G9WT01	GELC
Test Well DT-9	1831	1040	07/07/04	WG	UF	CS	—	Metals	SW-846:6010B	Zinc	Zn	—	90.4	—	—	0.88	ug/L	—	—	116548	GU04060G9WT01	GELC
Test Well DT-9	1831	1040	11/02/07	WG	F	CS	FD	Rad	HASL-300	Americium-241	Am-241	<	0.00521	0.0011	0.0325	—	pCi/L	U	U	197048	GF071000G9WT20	GELC
Test Well DT-9	1831	1040	11/02/07	WG	F	CS	—	Rad	HASL-300	Americium-241	Am-241	<	-0.0113	0.0017	0.0326	—	pCi/L	U	U	197048	GF071000G9WT01	GELC
Test Well DT-9	1831	1040	12/05/06	WG	F	CS	—	Rad	HASL-300	Americium-241	Am-241	<	0.00271	0.0012	0.0225	—	pCi/L	U	U	177266	GF061100G9WT01	GELC
Test Well DT-9	1831	1040	07/20/05	WG	F	CS	—	Rad	HASL-300	Americium-241	Am-241	<	-0.0158	0.0032	0.036	—	pCi/L	U	U	141371	GF05070G9WT01	GELC
Test Well DT-9	1831	1040	11/02/07	WG																		

Ancho Canyon Watershed Last Four Analytical Results
for Sampling September 25, 2007 - November 10, 2007

Location	Port	Depth (ft)	Date	Field Matrix	Field Prep	Lab Sample Type	Field QC Type	Suite	Method	Analyte Desc	Analyte	Symbol	Result	1-sigma TPU	MDA	MDL	Units	Lab Qual	2nd Qual	Request	Sample	Lab
Test Well DT-9	1831	1040	08/06/03	WG	UF	CS	—	Rad	EPA:901.1	Americium-241	Am-241	<	-5.84	2.47	21.7	—	pCi/L	U	U	85763	GU03070G9WT02	GELC
Test Well DT-9	1831	1040	08/06/03	WG	UF	CS	—	Rad	Alpha-Spec	Americium-241	Am-241	—	0.0664	0.00	0.034	—	pCi/L	—	J	85763	GU03070G9WT02	GELC
Test Well DT-9	1831	1040	08/06/03	WG	UF	RE	—	Rad	Alpha-Spec	Americium-241	Am-241	<	0.00892	0.00	0.025	—	pCi/L	U	U	102519	GU03070G9WT02	GELC
Test Well DT-9	1831	1040	11/02/07	WG	F	CS	FD	Rad	EPA:901.1	Cesium-137	Cs-137	<	1.19	0.36	3.66	—	pCi/L	U	U	197048	GF071000G9WT20	GELC
Test Well DT-9	1831	1040	11/02/07	WG	F	CS	—	Rad	EPA:901.1	Cesium-137	Cs-137	<	-1.23	0.48	3.87	—	pCi/L	U	U	197048	GF071000G9WT01	GELC
Test Well DT-9	1831	1040	12/05/06	WG	F	CS	—	Rad	EPA:901.1	Cesium-137	Cs-137	<	-0.625	0.35	3.72	—	pCi/L	U	U	177266	GF061100G9WT01	GELC
Test Well DT-9	1831	1040	07/20/05	WG	F	CS	—	Rad	EPA:901.1	Cesium-137	Cs-137	<	0.54	0.35	3.93	—	pCi/L	U	U	141371	GF05070G9WT01	GELC
Test Well DT-9	1831	1040	11/02/07	WG	UF	CS	FD	Rad	EPA:901.1	Cesium-137	Cs-137	<	-1.29	0.43	3.87	—	pCi/L	U	U	197048	GU071000G9WT20	GELC
Test Well DT-9	1831	1040	11/02/07	WG	UF	CS	—	Rad	EPA:901.1	Cesium-137	Cs-137	<	-1.44	0.49	4.65	—	pCi/L	U	U	197048	GU071000G9WT01	GELC
Test Well DT-9	1831	1040	12/05/06	WG	UF	CS	—	Rad	EPA:901.1	Cesium-137	Cs-137	<	-1.71	0.38	3.71	—	pCi/L	U	U	177266	GU061100G9WT01	GELC
Test Well DT-9	1831	1040	07/20/05	WG	UF	CS	—	Rad	EPA:901.1	Cesium-137	Cs-137	<	-0.0724	0.327	3.57	—	pCi/L	U	U	141371	GU05070G9WT01	GELC
Test Well DT-9	1831	1040	07/07/04	WG	UF	CS	—	Rad	EPA:901.1	Cesium-137	Cs-137	<	1.9	0.997	4.77	—	pCi/L	U	U	116548	GU04060G9WT01	GELC
Test Well DT-9	1831	1040	08/06/03	WG	UF	CS	—	Rad	EPA:901.1	Cesium-137	Cs-137	<	7.06	1.853	6.73	—	pCi/L	—	U	85763	GU03070G9WT02	GELC
Test Well DT-9	1831	1040	11/02/07	WG	F	CS	FD	Rad	EPA:901.1	Cobalt-60	Co-60	<	-0.241	0.343	3.26	—	pCi/L	U	U	197048	GF071000G9WT20	GELC
Test Well DT-9	1831	1040	11/02/07	WG	F	CS	—	Rad	EPA:901.1	Cobalt-60	Co-60	<	1.85	0.397	4.22	—	pCi/L	U	U	197048	GF071000G9WT01	GELC
Test Well DT-9	1831	1040	12/05/06	WG	F	CS	—	Rad	EPA:901.1	Cobalt-60	Co-60	<	0.96	0.303	4.03	—	pCi/L	U	U	177266	GF061100G9WT01	GELC
Test Well DT-9	1831	1040	07/20/05	WG	F	CS	—	Rad	EPA:901.1	Cobalt-60	Co-60	<	2.82	0.75	3.95	—	pCi/L	U	U	141371	GF05070G9WT01	GELC
Test Well DT-9	1831	1040	11/02/07	WG	UF	CS	FD	Rad	EPA:901.1	Cobalt-60	Co-60	<	1.33	0.38	4.12	—	pCi/L	U	U	197048	GU071000G9WT20	GELC
Test Well DT-9	1831	1040	11/02/07	WG	UF	CS	—	Rad	EPA:901.1	Cobalt-60	Co-60	<	-2.27	0.51	3.57	—	pCi/L	U	U	197048	GU071000G9WT01	GELC
Test Well DT-9	1831	1040	12/05/06	WG	UF	CS	—	Rad	EPA:901.1	Cobalt-60	Co-60	<	0.819	0.4	4.65	—	pCi/L	U	U	177266	GU061100G9WT01	GELC
Test Well DT-9	1831	1040	07/20/05	WG	UF	CS	—	Rad	EPA:901.1	Cobalt-60	Co-60	<	-0.483	0.35	3.82	—	pCi/L	U	U	141371	GU05070G9WT01	GELC
Test Well DT-9	1831	1040	07/07/04	WG	UF	CS	—	Rad	EPA:901.1	Cobalt-60	Co-60	<	1.5	0.41	5.05	—	pCi/L	U	U	116548	GU04060G9WT01	GELC
Test Well DT-9	1831	1040	08/06/03	WG	UF	CS	—	Rad	EPA:901.1	Cobalt-60	Co-60	<	2.34	0.65	7.4	—	pCi/L	U	U	85763	GU03070G9WT02	GELC
Test Well DT-9	1831	1040	11/02/07	WG	F	CS	FD	Rad	EPA:900	Gross alpha	GROSSA	<	-1.68	0.17	2.45	—	pCi/L	U	U	197048	GF071000G9WT20	GELC
Test Well DT-9	1831	1040	11/02/07	WG	F	CS	—	Rad	EPA:900	Gross alpha	GROSSA	<	0.141	0.18	2.01	—	pCi/L	U	U	197048	GF071000G9WT01	GELC
Test Well DT-9	1831	1040	12/05/06	WG	F	CS	—	Rad	EPA:900	Gross alpha	GROSSA	<	0.0481	0.1	1.27	—	pCi/L	U	U	177266	GF061100G9WT01	GELC
Test Well DT-9	1831	1040	07/20/05	WG	F	CS	—	Rad	EPA:900	Gross alpha	GROSSA	<	0.342	0.11	1.26	—	pCi/L	U	U, J-	141371	GF05070G9WT01	GELC
Test Well DT-9	1831	1040	11/02/07	WG	UF	CS	FD	Rad	EPA:900	Gross alpha	GROSSA	<	-0.019	0.13	1.64	—	pCi/L	U	U	197048	GU071000G9WT20	GELC
Test Well DT-9	1831	1040	11/02/07	WG	UF	CS	—	Rad	EPA:900	Gross alpha	GROSSA	<	-1.83	0.17	2.51	—	pCi/L	U	U	197048	GU071000G9WT01	GELC
Test Well DT-9	1831	1040	12/05/06	WG	UF	CS	—	Rad	EPA:900	Gross alpha	GROSSA	<	0.424	0.12	1.14	—	pCi/L	U	U	177266	GU061100G9WT01	GELC
Test Well DT-9	1831	1040	07/20/05	WG	UF	CS	—	Rad	EPA:900	Gross alpha	GROSSA	<	1.15	0.14	1.32	—	pCi/L	U	U, J-	141371	GU05070G9WT01	GELC
Test Well DT-9	1831	1040	07/07/04	WG	UF	CS	—	Rad	EPA:900	Gross alpha	GROSSA	<	-0.314	0.13	1.42	—	pCi/L	U	—	116548	GU04060G9WT01	GELC
Test Well DT-9	1831	1040	08/06/03	WG	UF	CS	—	Rad	EPA:900	Gross alpha	GROSSA	<	0.724	0.12	1.12	—	pCi/L	U	U	85763	GU03070G9WT02	GELC
Test Well DT-9	1831	1040	11/02/07	WG	F	CS	FD	Rad	EPA:900	Gross beta	GROSSB	<	0.227	0.268	2.9	—	pCi/L	U	U	197048	GF071000G9WT20	GELC
Test Well DT-9	1831	1040	11/02/07	WG	F	CS	—	Rad	EPA:900	Gross beta	GROSSB	—	3.54	0.316	2.62	—	pCi/L	—	J	197048	GF071000G9WT01	GELC
Test Well DT-9	1831	1040	12/05/06	WG	F	CS	—	Rad	EPA:900	Gross beta	GROSSB	<	1.3	0.208	2	—	pCi/L	U	U	177266	GF061100G9WT01	GELC
Test Well DT-9	1831	1040	07/20/05	WG	F	CS	—	Rad	EPA:900	Gross beta	GROSSB	<	2.29	0.218	2.57	—	pCi/L	U	U, J	141371	GF05070G9WT01	GELC
Test Well DT-9	1831	1040	11/02/07	WG	UF	CS	FD	Rad	EPA:900	Gross beta	GROSSB	<	0.982	0.295	2.97	—	pCi/L	U	U	197048	GU071000G9WT20	GELC
Test Well DT-9	1831	1040	11/02/07	WG	UF	CS	—	Rad	EPA:900	Gross beta	GROSSB	<	1.24	0.285	2.83	—	pCi/L	U	U	197048	GU071000G9WT01	GELC
Test Well DT-9	1831	1040	12/05/06	WG	UF	CS	—	Rad	EPA:900	Gross beta	GROSSB	<	0.901	0.159	1.55	—	pCi/L	U	U	177266	GU061100G9WT01	GELC
Test Well DT-9	1831	1040	07/20/05	WG	UF	CS	—	Rad	EPA:900	Gross beta	GROSSB	—	2.97	0.225	2.57	—	pCi/L	—	J	141371	GU05070G9WT01	GELC
Test Well DT-9	1831	1040	07/07/04	WG	UF	CS	—	Rad	EPA:900	Gross beta	GROSSB	<	1.92	0.222	2.14	—	pCi/L	U	—	116548	GU04060G9WT01	GELC
Test Well DT-9	1831	1040	08/06/03	WG	UF	CS	—	Rad	EPA:900	Gross beta	GROSSB	—	2.34	0.119	1.06	—	pCi/L	—	J	85763	GU03070G9WT02	GELC
Test Well DT-9	1831	1040	11/02/07	WG	F	CS	FD	Rad	EPA:901.1	Gross gamma	GROSSG	<	111	30.8	328	—	pCi/L	U	U	197048	GF071000G9WT20	GELC
Test Well DT-9	1831	1040	11/02/07	WG	F	CS	—	Rad	EPA:901.1	Gross gamma	GROSSG	<	156	50	455	—	pCi/L	U	U	197048	GF071000G9WT01	GELC
Test Well DT-9	1831	1040	12/05/06	WG	F	CS	—	Rad	EPA:901.1	Gross gamma	GROSSG	<	94.2	23.7	306	—	pCi/L	U	U	177266	GF061100G9WT01	GELC
Test Well DT-9	1831	1040	07/20/05	WG	F	CS	—	Rad	EPA:901.1	Gross gamma	GROSSG	<	95.5	20.8	340	—	pCi/L	U	U	141371	GF05070G9WT01	GELC
Test Well DT-9	1831	1040	11/02/07	WG	UF	CS	FD	Rad	EPA:901.1	Gross gamma	GROSSG	<	136	29.6	426	—	pCi/L	U	U	197048	GU071000G9WT20	GELC
Test Well DT-9	1831	1040	11/02/07	WG	UF	CS	—	Rad	EPA:901.1	Gross gamma	GROSSG	<	141	25.9	460	—	pCi/L	U	U	197048	GU071000G9WT01	GELC
Test Well DT-9	1831	1040	12/05/06	WG	UF	CS	—	Rad	EPA:901.1	Gross gamma	GROSSG	<	73	24.5	215	—	pCi/L	U	U	177266	GU061100G9WT01	GELC
Test Well DT-9	1831	1040	07/20/05	WG	UF	CS	—	Rad	EPA:901.1	Gross gamma	GROSSG	<	72.7	20.8	247	—	pCi/L	U	U	141371	GU05070G9WT01	GELC
Test Well DT-9	1831	1040	07/07/04	WG	UF	CS	—	Rad	EPA:901.1	Gross gamma	GROSSG	<	86.9	41.3	390	—	pCi/L	U	U	116548	GU04060G9WT01	GELC
Test Well DT-9	1831	1040	08/06/03	WG	UF	CS	—	Rad	EPA:901.1	Gross gamma	GROSSG	<	137	45.3	613	—	pCi/L	U	U	85763	GU03070G9WT02	GELC
Test Well DT-9	1831	1040	11/02/07	WG	F	CS	FD	Rad	EPA:901.1	Neptunium-237	Np-237	<	12.2	2.72	23.1	—	pCi/L	U	U	197048	GF071000G9WT20	GELC
Test Well DT-9	1831	1040	11/02/07	WG	F	CS	—	Rad	EPA:901.1	Neptunium-237	Np-237	<	0.25	3.22	32.4	—	pCi/L	U	U	197048	GF071000G9WT01	GELC
Test Well DT-9	1831	1040	12/05/06	WG	F	CS	—	Rad	EPA:901.1	Neptunium-237	Np-237	<	1.73	2.60	27.9	—	pCi/L	U	U	177266	GF061100G9WT01	GELC
Test Well DT-9	1831	1040	07/20/05	WG	F	CS	—	Rad	EPA:901.1	Neptunium-237	Np-237	<	-4.32	3.00	28.7	—	pCi/L	U	U	141371	GF05070G9WT01	GELC
Test Well DT-9	1831	1040	11/02/07	WG	UF	CS	FD	Rad	EPA:901.1	Neptunium-237	Np-237	<	7.57	3.5	30.5	—	pCi/L	U	U	197048	GU071000G9WT20	GELC
Test Well DT-9	1831	1040	11/02/07	WG	UF	CS	—	Rad	EPA:901.1	Neptunium-237	Np-237	<	9.17	3.19	30.9	—	pCi/L	U	U	197048	GU071000G9WT01	GELC
Test Well DT-9	1831	1040	12/05/06	WG	UF	CS	—	Rad	EPA:901.1	Neptunium-237	Np-237	<	17.7	2.86	30.6	—	pCi/L	U	U	177266	GU061100G9WT01	GELC
Test Well DT-9	1831	1040	07/20/05	WG	UF	CS	—	Rad	EPA:901.1	Neptunium-237	Np-237	<	-2.33	2.37	22.2	—	pCi/L	U	U	141371	GU05070G9WT01	GELC
Test Well DT-9	1831	1040																				

Ancho Canyon Watershed Last Four Analytical Results
for Sampling September 25, 2007 - November 10, 2007

Location	Port	Depth (ft)	Date	Field Matrix	Field Prep	Lab Sample Type	Field QC Type	Suite	Method	Analyte Desc	Analyte	Symbol	Result	1-sigma TPU	MDA	MDL	Units	Lab Qual	2nd Qual	Request	Sample	Lab
Test Well DT-9	1831	1040	11/02/07	WG	UF	CS	—	Rad	HASL-300	Plutonium-238	Pu-238	<	0.0071	0.0039	0.0413	—	pCi/L	U	U	197048	GU071000G9WT01	GELC
Test Well DT-9	1831	1040	12/05/06	WG	UF	CS	—	Rad	HASL-300	Plutonium-238	Pu-238	<	-0.0041	0.0017	0.0225	—	pCi/L	U	U	177266	GU061100G9WT01	GELC
Test Well DT-9	1831	1040	07/20/05	WG	UF	CS	—	Rad	HASL-300	Plutonium-238	Pu-238	<	0.00355	0.0012	0.037	—	pCi/L	U	U	141371	GU05070G9WT01	GELC
Test Well DT-9	1831	1040	07/07/04	WG	UF	CS	—	Rad	Alpha-Spec	Plutonium-238	Pu-238	<	-0.00917	0.0019	0.036	—	pCi/L	U	U	116548	GU04060G9WT01	GELC
Test Well DT-9	1831	1040	08/06/03	WG	UF	CS	—	Rad	Alpha-Spec	Plutonium-238	Pu-238	<	-0.0149	0.0021	0.038	—	pCi/L	U	U	85763	GU03070G9WT02	GELC
Test Well DT-9	1831	1040	11/02/07	WG	F	CS	FD	Rad	HASL-300	Plutonium-239/240	Pu-239/240	<	0.00737	0.0018	0.0403	—	pCi/L	U	U	197048	GF071000G9WT20	GELC
Test Well DT-9	1831	1040	11/02/07	WG	F	CS	—	Rad	HASL-300	Plutonium-239/240	Pu-239/240	<	-0.00227	0.0025	0.0373	—	pCi/L	U	U	197048	GF071000G9WT01	GELC
Test Well DT-9	1831	1040	12/05/06	WG	F	CS	—	Rad	HASL-300	Plutonium-239/240	Pu-239/240	<	0.00191	0.0006	0.0139	—	pCi/L	U	U	177266	GF061100G9WT01	GELC
Test Well DT-9	1831	1040	07/20/05	WG	F	CS	—	Rad	HASL-300	Plutonium-239/240	Pu-239/240	<	-0.00768	0.0016	0.034	—	pCi/L	U	U	141371	GF05070G9WT01	GELC
Test Well DT-9	1831	1040	11/02/07	WG	UF	CS	FD	Rad	HASL-300	Plutonium-239/240	Pu-239/240	<	3.79E-10	0.0021	0.0521	—	pCi/L	U	U	197048	GU071000G9WT20	GELC
Test Well DT-9	1831	1040	11/02/07	WG	UF	CS	—	Rad	HASL-300	Plutonium-239/240	Pu-239/240	<	1.41E-10	0.0011	0.0388	—	pCi/L	U	U	197048	GU071000G9WT01	GELC
Test Well DT-9	1831	1040	12/05/06	WG	UF	CS	—	Rad	HASL-300	Plutonium-239/240	Pu-239/240	<	0.00205	0.0012	0.015	—	pCi/L	U	U	177266	GU061100G9WT01	GELC
Test Well DT-9	1831	1040	07/20/05	WG	UF	CS	—	Rad	HASL-300	Plutonium-239/240	Pu-239/240	<	0.00886	0.0027	0.031	—	pCi/L	U	U	141371	GU05070G9WT01	GELC
Test Well DT-9	1831	1040	07/07/04	WG	UF	CS	—	Rad	Alpha-Spec	Plutonium-239/240	Pu-239/240	<	0.00916	0.0019	0.037	—	pCi/L	U	U	116548	GU04060G9WT01	GELC
Test Well DT-9	1831	1040	08/06/03	WG	UF	CS	—	Rad	Alpha-Spec	Plutonium-239/240	Pu-239/240	<	-0.0127	0.0020	0.041	—	pCi/L	U	U	85763	GU03070G9WT02	GELC
Test Well DT-9	1831	1040	11/02/07	WG	F	CS	FD	Rad	EPA:901.1	Potassium-40	K-40	<	-14.5	4.4333	44.9	—	pCi/L	U	U	197048	GF071000G9WT20	GELC
Test Well DT-9	1831	1040	11/02/07	WG	F	CS	—	Rad	EPA:901.1	Potassium-40	K-40	<	-15.1	4.7	46.6	—	pCi/L	U	U	197048	GF071000G9WT01	GELC
Test Well DT-9	1831	1040	12/05/06	WG	F	CS	—	Rad	EPA:901.1	Potassium-40	K-40	<	9.97	6.7	43.3	—	pCi/L	U	U	177266	GF061100G9WT01	GELC
Test Well DT-9	1831	1040	07/20/05	WG	F	CS	—	Rad	EPA:901.1	Potassium-40	K-40	<	46.2	6.33	39	—	pCi/L	UI	R	141371	GF05070G9WT01	GELC
Test Well DT-9	1831	1040	11/02/07	WG	UF	CS	FD	Rad	EPA:901.1	Potassium-40	K-40	<	-19.2	5.07	41.1	—	pCi/L	U	U	197048	GU071000G9WT20	GELC
Test Well DT-9	1831	1040	11/02/07	WG	UF	CS	—	Rad	EPA:901.1	Potassium-40	K-40	<	27.3	6.93	35.4	—	pCi/L	U	U	197048	GU071000G9WT01	GELC
Test Well DT-9	1831	1040	12/05/06	WG	UF	CS	—	Rad	EPA:901.1	Potassium-40	K-40	<	31.3	6.53	29.2	—	pCi/L	UI	R	177266	GU061100G9WT01	GELC
Test Well DT-9	1831	1040	07/20/05	WG	UF	CS	—	Rad	EPA:901.1	Potassium-40	K-40	<	20.9	7	40.4	—	pCi/L	U	U	141371	GU05070G9WT01	GELC
Test Well DT-9	1831	1040	07/07/04	WG	UF	CS	—	Rad	EPA:901.1	Potassium-40	K-40	<	49	4.63	62.3	—	pCi/L	U	U	116548	GU04060G9WT01	GELC
Test Well DT-9	1831	1040	08/06/03	WG	UF	CS	—	Rad	EPA:901.1	Potassium-40	K-40	—	119	13.97	55.9	—	pCi/L	—	J	85763	GU03070G9WT02	GELC
Test Well DT-9	1831	1040	11/02/07	WG	UF	CS	FD	Rad	EPA:903.1	Radium-226	Ra-226	—	0.91	0.09	0.669	—	pCi/L	—	J	197048	GU071000G9WT20	GELC
Test Well DT-9	1831	1040	11/02/07	WG	UF	CS	—	Rad	EPA:903.1	Radium-226	Ra-226	<	0.837	0.09	0.712	—	pCi/L	—	J	197048	GU071000G9WT01	GELC
Test Well DT-9	1831	1040	07/07/04	WG	UF	CS	—	Rad	EPA:903.1	Radium-226	Ra-226	—	0.904	0.06	0.434	—	pCi/L	—	J	116548	GU04060G9WT01	GELC
Test Well DT-9	1831	1040	07/07/04	WG	UF	CS	—	Rad	EPA:901.1	Radium-226	Ra-226	<	5.19	0.98	10.8	—	pCi/L	U	U	116548	GU04060G9WT01	GELC
Test Well DT-9	1831	1040	07/07/04	WG	UF	DUP	—	Rad	EPA:903.1	Radium-226	Ra-226	—	0.696	0.06	0.446	—	pCi/L	—	—	116548	GU04060G9WT01	GELC
Test Well DT-9	1831	1040	08/06/03	WG	UF	CS	—	Rad	EPA:901.1	Radium-226	Ra-226	—	22.9	2.49	12.4	—	pCi/L	—	J	85763	GU03070G9WT02	GELC
Test Well DT-9	1831	1040	08/06/03	WG	UF	CS	—	Rad	EPA:903.1	Radium-226	Ra-226	<	0.322	0.08	0.353	—	pCi/L	U	U	85763	GU03070G9WT02	GELC
Test Well DT-9	1831	1040	04/10/02	WG	UF	CS	—	Rad	EPA:901.1	Radium-226	Ra-226	<	1.71	0.85	4.17	—	pCi/L	U	—	58894	GU02042G9WT	GELC
Test Well DT-9	1831	1040	04/10/02	WG	UF	CS	—	Rad	EPA:901.1	Radium-226	Ra-226	—	34.9	1.487	4.58	—	pCi/L	—	—	58894	GU02041G9WT	GELC
Test Well DT-9	1831	1040	11/02/07	WG	UF	CS	FD	Rad	EPA:904	Radium-228	Ra-228	—	1.16	0.085	0.498	—	pCi/L	—	J	197048	GU071000G9WT20	GELC
Test Well DT-9	1831	1040	11/02/07	WG	UF	CS	—	Rad	EPA:904	Radium-228	Ra-228	—	2.24	0.142	0.792	—	pCi/L	—	J	197048	GU071000G9WT01	GELC
Test Well DT-9	1831	1040	07/07/04	WG	UF	CS	—	Rad	EPA:901.1	Radium-228	Ra-228	<	4.95	3.257	22.2	—	pCi/L	U	U	116548	GU04060G9WT01	GELC
Test Well DT-9	1831	1040	08/06/03	WG	UF	CS	—	Rad	EPA:901.1	Radium-228	Ra-228	<	16.9	2.587	29.1	—	pCi/L	U	U	85763	GU03070G9WT02	GELC
Test Well DT-9	1831	1040	04/10/02	WG	UF	CS	—	Rad	EPA:901.1	Radium-228	Ra-228	<	8	0.84	9.12	—	pCi/L	U	—	58894	GU02042G9WT	GELC
Test Well DT-9	1831	1040	04/10/02	WG	UF	CS	—	Rad	EPA:901.1	Radium-228	Ra-228	<	7.34	1.907	10.5	—	pCi/L	U	—	58894	GU02041G9WT	GELC
Test Well DT-9	1831	1040	11/02/07	WG	F	CS	FD	Rad	EPA:901.1	Sodium-22	Na-22	<	-0.684	0.327	2.98	—	pCi/L	U	U	197048	GF071000G9WT20	GELC
Test Well DT-9	1831	1040	11/02/07	WG	F	CS	—	Rad	EPA:901.1	Sodium-22	Na-22	<	-0.438	0.457	3.71	—	pCi/L	U	U	197048	GF071000G9WT01	GELC
Test Well DT-9	1831	1040	12/05/06	WG	F	CS	—	Rad	EPA:901.1	Sodium-22	Na-22	<	0.797	0.367	4.16	—	pCi/L	U	U	177266	GF061100G9WT01	GELC
Test Well DT-9	1831	1040	07/20/05	WG	F	CS	—	Rad	EPA:901.1	Sodium-22	Na-22	<	0.163	0.329	3.81	—	pCi/L	U	U	141371	GF05070G9WT01	GELC
Test Well DT-9	1831	1040	11/02/07	WG	UF	CS	FD	Rad	EPA:901.1	Sodium-22	Na-22	<	0.566	0.453	4.03	—	pCi/L	U	U	197048	GU071000G9WT20	GELC
Test Well DT-9	1831	1040	11/02/07	WG	UF	CS	—	Rad	EPA:901.1	Sodium-22	Na-22	<	-0.176	0.437	3.68	—	pCi/L	U	U	197048	GU071000G9WT01	GELC
Test Well DT-9	1831	1040	12/05/06	WG	UF	CS	—	Rad	EPA:901.1	Sodium-22	Na-22	<	-0.0891	0.324	3.66	—	pCi/L	U	U	177266	GU061100G9WT01	GELC
Test Well DT-9	1831	1040	07/20/05	WG	UF	CS	—	Rad	EPA:901.1	Sodium-22	Na-22	<	-1.07	0.332	3.44	—	pCi/L	U	U	141371	GU05070G9WT01	GELC
Test Well DT-9	1831	1040	07/07/04	WG	UF	CS	—	Rad	EPA:901.1	Sodium-22	Na-22	<	-2	0.443	4.31	—	pCi/L	U	U	116548	GU04060G9WT01	GELC
Test Well DT-9	1831	1040	08/06/03	WG	UF	CS	—	Rad	EPA:901.1	Sodium-22	Na-22	<	-1.76	0.647	6.58	—	pCi/L	U	U	85763	GU03070G9WT02	GELC
Test Well DT-9	1831	1040	11/02/07	WG	F	CS	FD	Rad	EPA:905.0	Strontium-90	Sr-90	<	0.101	0.049	0.509	—	pCi/L	U	U	197048	GF071000G9WT20	GELC
Test Well DT-9	1831	1040	11/02/07	WG	F	CS	—	Rad	EPA:905.0	Strontium-90	Sr-90	<	0.0808	0.0347	0.368	—	pCi/L	U	U	197048	GF071000G9WT01	GELC
Test Well DT-9	1831	1040	12/05/06	WG	F	CS	—	Rad	EPA:905.0	Strontium-90	Sr-90	<	0.109	0.0332	0.331	—	pCi/L	U	U	177266	GF061100G9WT01	GELC
Test Well DT-9	1831	1040	07/20/05	WG	F	CS	—	Rad	EPA:905.0	Strontium-90	Sr-90	<	0.0903	0.0217	0.259	—	pCi/L	U	U	141371	GF05070G9WT01	GELC
Test Well DT-9	1831	1040	11/02/07	WG	UF	CS	FD	Rad	EPA:905.0	Strontium-90	Sr-90	<	0.0828	0.0294	0.309	—	pCi/L	U	U	197048	GU071000G9WT20	GELC
Test Well DT-9	1831	1040	11/02/07	WG	UF	CS	—	Rad	EPA:905.0	Strontium-90	Sr-90	<	-0.147	0.028	0.371	—	pCi/L	U	U	197048	GU071000G9WT01	GELC
Test Well DT-9	1831	1040	12/05/06	WG	UF	CS	—	Rad	EPA:905.0	Strontium-90	Sr-90	<	-0.0623	0.025	0.256	—	pCi/L	U	U	177266	GU061100G9WT01	GELC
Test Well DT-9	1831	1040	07/20/05	WG	UF	CS	—	Rad	EPA:905.0	Strontium-90	Sr-90	<	0.0789	0.0205	0.246	—	pCi/L	U	U	141371	GU05070G9WT01	GELC
Test Well DT-9	1831	1040	07/07/04	WG	UF	CS	—	Rad	GFPC	Strontium-90	Sr-90	<	-0.0039	0.024	0.306	—	pCi/L	U	U	116548	GU04060G9WT01	GELC
Test Well DT-9	1831	1040	08/06/03	WG	UF	CS																

Ancho Canyon Watershed Last Four Analytical Results
for Sampling September 25, 2007 - November 10, 2007

Periodic Monitoring Report for Ancho Watershed

Location	Port	Depth (ft)	Date	Field Matrix	Field Prep	Lab Sample Type	Field QC Type	Suite	Method	Analyte Desc	Analyte	Symbol	Result	1-sigma TPU	MDA	MDL	Units	Lab Qual	2nd Qual	Request	Sample	Lab
Test Well DT-9	1831	1040	07/07/04	WG	UF	CS	—	Rad	Alpha-Spec	Uranium-234	U-234	—	0.301	0.011	0.057	—	pCi/L	—	—	116548	GU04060G9WT01	GELC
Test Well DT-9	1831	1040	08/06/03	WG	UF	CS	—	Rad	Alpha-Spec	Uranium-234	U-234	<	0.233	0.010	0.063	—	pCi/L	—	U	85763	GU03070G9WT02	GELC
Test Well DT-9	1831	1040	11/02/07	WG	F	CS	FD	Rad	HASL-300	Uranium-235/Uranium-236	U-235/236	<	0.021	0.003	0.0291	—	pCi/L	U	U	197048	GF071000G9WT20	GELC
Test Well DT-9	1831	1040	11/02/07	WG	F	CS	—	Rad	HASL-300	Uranium-235/Uranium-236	U-235/236	<	0.0205	0.003	0.0316	—	pCi/L	U	U	197048	GF071000G9WT01	GELC
Test Well DT-9	1831	1040	12/05/06	WG	F	CS	—	Rad	HASL-300	Uranium-235/Uranium-236	U-235/236	<	0.0111	0.003	0.0488	—	pCi/L	U	U	177266	GF061100G9WT01	GELC
Test Well DT-9	1831	1040	07/20/05	WG	F	CS	—	Rad	HASL-300	Uranium-235/Uranium-236	U-235/236	<	0.043	0.005	0.114	—	pCi/L	U	U	141371	GF05070G9WT01	GELC
Test Well DT-9	1831	1040	11/02/07	WG	UF	CS	FD	Rad	HASL-300	Uranium-235/Uranium-236	U-235/236	—	0.0467	0.0036	0.0323	—	pCi/L	—	J	197048	GU071000G9WT20	GELC
Test Well DT-9	1831	1040	11/02/07	WG	UF	CS	—	Rad	HASL-300	Uranium-235/Uranium-236	U-235/236	—	0.0291	0.003	0.0287	—	pCi/L	—	J	197048	GU071000G9WT01	GELC
Test Well DT-9	1831	1040	12/05/06	WG	UF	CS	—	Rad	HASL-300	Uranium-235/Uranium-236	U-235/236	<	0.0281	0.005	0.0491	—	pCi/L	U	U	177266	GU061100G9WT01	GELC
Test Well DT-9	1831	1040	07/20/05	WG	UF	CS	—	Rad	HASL-300	Uranium-235/Uranium-236	U-235/236	<	0.0178	0.005	0.11	—	pCi/L	U	U	141371	GU05070G9WT01	GELC
Test Well DT-9	1831	1040	07/07/04	WG	UF	CS	—	Rad	Alpha-Spec	Uranium-235/Uranium-236	U-235/236	<	0.0241	0.003	0.049	—	pCi/L	U	U	116548	GU04060G9WT01	GELC
Test Well DT-9	1831	1040	08/06/03	WG	UF	CS	—	Rad	Alpha-Spec	Uranium-235/Uranium-236	U-235/236	<	0.0136	0.004	0.036	—	pCi/L	U	—	85763	GU03070G9WT02	GELC
Test Well DT-9	1831	1040	11/02/07	WG	F	CS	FD	Rad	HASL-300	Uranium-238	U-238	—	0.157	0.0065	0.0327	—	pCi/L	—	—	197048	GF071000G9WT20	GELC
Test Well DT-9	1831	1040	11/02/07	WG	F	CS	—	Rad	HASL-300	Uranium-238	U-238	—	0.19	0.0073	0.0355	—	pCi/L	—	—	197048	GF071000G9WT01	GELC
Test Well DT-9	1831	1040	12/05/06	WG	F	CS	—	Rad	HASL-300	Uranium-238	U-238	—	0.11	0.0063	0.0339	—	pCi/L	—	—	177266	GF061100G9WT01	GELC
Test Well DT-9	1831	1040	07/20/05	WG	F	CS	—	Rad	HASL-300	Uranium-238	U-238	—	0.124	0.0088	0.107	—	pCi/L	—	J	141371	GF05070G9WT01	GELC
Test Well DT-9	1831	1040	11/02/07	WG	UF	CS	FD	Rad	HASL-300	Uranium-238	U-238	—	0.155	0.0065	0.0363	—	pCi/L	—	—	197048	GU071000G9WT20	GELC
Test Well DT-9	1831	1040	11/02/07	WG	UF	CS	—	Rad	HASL-300	Uranium-238	U-238	—	0.17	0.0066	0.0323	—	pCi/L	—	—	197048	GU071000G9WT01	GELC
Test Well DT-9	1831	1040	12/05/06	WG	UF	CS	—	Rad	HASL-300	Uranium-238	U-238	—	0.107	0.0070	0.0341	—	pCi/L	—	—	177266	GU061100G9WT01	GELC
Test Well DT-9	1831	1040	07/20/05	WG	UF	CS	—	Rad	HASL-300	Uranium-238	U-238	—	0.115	0.0095	0.103	—	pCi/L	—	J	141371	GU05070G9WT01	GELC
Test Well DT-9	1831	1040	07/07/04	WG	UF	CS	—	Rad	EPA:901.1	Uranium-238	U-238	<	244	18.467	185	—	pCi/L	UI	R	116548	GU04060G9WT01	GELC
Test Well DT-9	1831	1040	07/07/04	WG	UF	CS	—	Rad	Alpha-Spec	Uranium-238	U-238	—	0.125	0.006	0.051	—	pCi/L	—	J	116548	GU04060G9WT01	GELC
Test Well DT-9	1831	1040	08/06/03	WG	UF	CS	—	Rad	Alpha-Spec	Uranium-238	U-238	—	0.111	0.007	0.04	—	pCi/L	—	J	85763	GU03070G9WT02	GELC
Test Well DT-9	1831	1040	08/06/03	WG	UF	CS	—	Rad	EPA:901.1	Uranium-238	U-238	<	0	24.7	217	—	pCi/L	UUI	R	85763	GU03070G9WT02	GELC
Test Well DT-9	1831	1040	11/02/07	WG	UF	CS	—	SVOA	SW-846:8270C	Bis(2-ethylhexyl)phthalate	117-81-7	—	2.26	—	—	2.11	ug/L	J	—	197048	GU071000G9WT01	GELC
Test Well DT-9	1831	1040	05/09/07	WG	UF	CS	—	SVOA	SW-846:8270C	Bis(2-ethylhexyl)phthalate	117-81-7	<	11	—	—	2.2	ug/L	U	—	185932	GU070500G9WT01	GELC
Test Well DT-9	1831	1040	07/20/05	WG	UF	CS	—	SVOA	SW-846:8270C	Bis(2-ethylhexyl)phthalate	117-81-7	<	20.8	—	—	—	ug/L	U	—	141371	GU05070G9WT01	GELC
Test Well DT-9	1831	1040	07/07/04	WG	UF	CS	—	SVOA	SW-846:8270	Bis(2-ethylhexyl)phthalate	117-81-7	—	2.8	—	—	—	ug/L	J	J+	116548	GU04060G9WT01	GELC
Test Well DT-9	1831	1040	04/10/02	WG	UF	CS	—	SVOA	SW-846:8270C	Bis(2-ethylhexyl)phthalate	117-81-7	—	0.68	—	—	—	ug/L	BJ	—	58894	GU02042G9WT	GELC

n/a = not applicable.
— = none.

Appendix E

Screening Results

The following pages provide (1) definitions for other codes, (2) laboratory qualifier codes, (3) secondary validation flag codes, and (4) secondary validation reason codes. Refer to each of these sets of codes while reviewing the tables in Appendix E.

Definitions for Other Codes

Field Prep Code	
Field Prep Code	Description
ASHED	Ashed
CRUSH	Crushed
F	Filtered
NA	Not Applicable
SV	Sieved
UA	Unassigned
UF	Unfiltered
UNK	Unknown
Field QC Type Code	
Field QC Type Code	Description
CO	Collocated
EQB	Equipment Blank
FB	Field Blank
FD	Field Duplicate
FPR	Field Prepared Reagent
FPS	Field Prepared Spike
FR	Field Rinsate
FS	Field Split
FTB	Field Trip Blank
FTR	Field Triplicate
INB	Equipment blank taken during installation and not assoc with a sampling event
ITB	Trip blank taken during installation and not assoc with a sampling event
NA	Not Applicable
PE	Performance Evaluation
PEB	Performance Evaluation Blank
PEK	Performance Evaluation Known
RES	Resample
SS	Special Sampling Event, Data Unique
UA	Unassigned

Definitions for Other Codes (continued)

Analyte Suite Code	
Suite Code	Description
DIOX/FUR	Dioxins and Furans
DRO	Diesel Range Organics
GENINORG	General Inorganics
HERB	Herbicides
HEXP	High Explosives
METALS	Metal
PEST/PCB	Pesticides and PCBs
RAD	Radionuclides
SVOA	Semivolatile Organics
VOA	Volatile Organics
Lab Sample Type Code	
Lab Sample Type Code	Description
BLIND	Blind QC
BS	Blank Spike
BSD	Blank Spike Duplicate
CS	Client Sample
DL	Dilution
DUP	Duplicate
LCS	Lab Control Sample
LCSD	Lab Control Sample Duplicate
LCST	Laboratory Control Sample Triplicate
MB	Method Blank
MBD	Method Blank Duplicate
MBT	Method Blank Triplicate
MS	Matrix Spike
MSD	Matrix Spike Duplicate
MSQD	Matrix Spike Quadruplicate
MSQT	Fifth Matrix Spike
MST	Matrix Spike Triplicate
QNT	Fifth Replicate
QUD	Quadruplicate
RE	Reanalysis
REDP	Reanalysis Duplicate
RETRP	Reanalysis Triplicate
RI	Reissue
RID	Reissue Duplicate
SXT	Sixth Replicate
TOTC	Calculated Total
TOTCD	Calculated Total for a Duplicate
TRP	Triplicate

Laboratory Qualifier Codes

Lab Qualifier Code	Laboratory Qualifier Description
*	*(Inorganic)—The result for this analyte in the laboratory replicate analysis was outside acceptance criteria.
**	** (Organic) and (Inorganic)—The result for this analyte in the laboratory control sample analysis was outside acceptance criteria.
*E	*(Inorganic)—The result for this analyte in the Laboratory Replicate analysis was outside acceptance criteria. (E) (Organic)—The result for this analyte exceeded the upper range of the instrument initial calibration curve. (E) (Inorganic) (ICP-AES)—The result for this analyte in the serial dilution analysis was outside acceptance criteria. (E) (Inorganic) (GFAA)—The result for this analyte failed one or more CLP acceptance criteria as explained in the case narrative.
ABJ	(A) (Organic)—The tentatively Identified compound is an aldol condensate. (B) (Organic)—This analyte was detected in the associated Laboratory Method Blank and the sample. (J) (Organic)—The reported analyte is a tentatively identified compound (TIC).
AJ	A (Organic)—The tentatively Identified compound is an aldol condensate. (J) (Organic)—The reported analyte is a tentatively identified compound (TIC).
B	(B) (Organic)—This analyte was detected in the associated laboratory method blank and the sample. (B) (Inorganic)—The result for this analyte was greater than the instrument detection limit but less than the contract required detection limit.
B*	(B) (Organic)—This analyte was detected in the associated laboratory method blank and the sample. (B) (Inorganic)—The result for this analyte was greater than the Instrument detection limit but less than the contract required detection limit. *(Inorganic)—The result for this analyte in the laboratory replicate analysis was outside acceptance criteria.
B*E	(B) (Organic)—This analyte was detected in the associated laboratory method blank and the sample. (B) (Inorganic)—The result for this analyte was greater than the instrument detection limit but less than the contract required detection limit. *(Inorganic)—The result for this analyte in the laboratory replicate analysis was outside acceptance criteria. (E) (Organic)—The result for this analyte exceeded the upper range of the instrument initial calibration curve. (E) (Inorganic) (ICP-AES)—The result for this analyte in the serial dilution analysis was outside acceptance criteria. (E) (Inorganic) (GFAA)—The result for this analyte failed one or more CLP acceptance criteria as explained in the case narrative.
BE	(B) (Organic)—This analyte was detected in the associated laboratory method blank and the sample. (B) (Inorganic)—The result for this analyte was greater than the instrument detection limit but less than the contract required detection limit. (E) (Organic)—The result for this analyte exceeded the upper range of the instrument initial calibration curve. (E) (Inorganic) (ICP-AES)—The result for this analyte in the serial dilution analysis was outside acceptance criteria. (E) (Inorganic) (GFAA)—The result for this analyte failed one or more CLP acceptance criteria as explained in the case narrative.
BE*	(B) (Organic)—This analyte was detected in the associated laboratory method blank and the sample. (B) (Inorganic)—The result for this analyte was greater than the instrument detection limit but less than the contract required detection limit. (E) (Organic)—The result for this analyte exceeded the upper range of the instrument initial calibration curve. (E) (Inorganic) (ICP-AES)—The result for this analyte in the serial dilution analysis was outside acceptance criteria. (E) (Inorganic) (GFAA)—The result for this analyte failed one or more CLP acceptance criteria as explained in the case narrative. *(Inorganic)—The result for this analyte in the laboratory replicate analysis was outside acceptance criteria.

Laboratory Qualifier Codes (continued)

Lab Qualifier Code	Laboratory Qualifier Description
BEN	(B) (Organic)—This analyte was detected in the associated laboratory method blank and the sample. (B) (Inorganic)—The result for this analyte was greater than the Instrument detection limit but less than the contract required detection limit. (E) (Organic)—The result for this analyte exceeded the upper range of the instrument initial calibration curve. (E) (Inorganic) (ICP-AES)—The result for this analyte in the serial dilution analysis was outside acceptance criteria. (E) (Inorganic) (GFAA)—The result for this analyte failed one or more CLP acceptance criteria as explained in the case narrative. (N) (Organic)—The reported analyte is a tentatively identified compound (TIC). (N) (Inorganic)—The result for this analyte in the matrix spike sample was outside acceptance criteria.
BEN*	(B) (Organic)—This analyte was detected in the associated laboratory method blank and the sample. (B) (Inorganic)—The result for this analyte was greater than the instrument detection limit but less than the contract required detection limit. (E) (Organic)—The result for this analyte exceeded the upper range of the instrument initial calibration curve. (E) (Inorganic) (ICP-AES)—The result for this analyte in the serial dilution analysis was outside acceptance criteria. (E) (Inorganic) (GFAA)—The result for this analyte failed one or more CLP acceptance criteria as explained in the case narrative. (N) (Organic)—The reported analyte is a tentatively identified compound (TIC). (N) (Inorganic)—The result for this analyte in the matrix spike sample was outside acceptance criteria. *(Inorganic)—The result for this analyte in the laboratory replicate analysis was outside acceptance criteria.
BJ	(B) (Organic)—This analyte was detected in the associated Laboratory Method Blank and the sample. (B) (Inorganic)—The result for this analyte was greater than the instrument detection limit but less than the contract required detection limit. (J) (Organic/General Inorganics)—The result for this analyte was greater than the method detection limit (MDL) but less than the practical quantitation limit (PQL).
BJN	(B) (Organic)—This analyte was detected in the associated Laboratory Method Blank and the sample. (J) (Organic)—The reported analyte is a tentatively identified compound (TIC). (N) (Organic)—The reported analyte is a tentatively identified compound (TIC).
BJP	(B) (Organic)—This analyte was detected in the associated laboratory method blank and the sample. (B) (Inorganic)—The result for this analyte was greater than the instrument detection limit but less than the contract required detection limit. (J) (Organic/General Inorganics)—The result for this analyte was greater than the method detection limit (MDL) but less than the practical quantitation limit (PQL). (P) (Pesticides/PCBs)—The quantitative results for this analyte between the primary and secondary GC columns were greater than 25% difference. (P) (SW-846 EPA Method 8310 High Pressure Liquid Chromatography, HPLC results)—The quantitative results for this analyte between the primary and secondary HPLC columns or primary and secondary HPLC detectors were greater than 40% difference.
BN	(B) (Organic)—This analyte was detected in the associated laboratory method blank and the sample. (B) (Inorganic)—The result for this analyte was greater than the instrument detection limit but less than the contract required detection limit. (N) (Organic)—The reported analyte is a tentatively identified compound (TIC). (N) (Inorganic)—The result for this analyte in the matrix spike sample was outside acceptance criteria.
BN*	(B) (Organic)—This analyte was detected in the associated laboratory method blank and the sample. (B) (Inorganic)—The result for this analyte was greater than the instrument detection limit but less than the contract required detection limit. (N) (Organic)—The reported analyte is a tentatively identified compound (TIC). (N) (Inorganic)—The result for this analyte in the matrix spike sample was outside acceptance criteria. *(Inorganic)—The result for this analyte in the laboratory replicate analysis was outside acceptance criteria.

Laboratory Qualifier Codes (continued)

Lab Qualifier Code	Laboratory Qualifier Description
BNE	(B) (Organic)—This analyte was detected in the associated laboratory method blank and the sample. (B) (Inorganic)—The result for this analyte was greater than the instrument detection limit but less than the contract required detection limit. (N) (Organic)—The reported analyte is a tentatively identified compound (TIC). (N) (Inorganic)—The result for this analyte in the matrix spike sample was outside acceptance criteria. (E) (Organic)—The result for this analyte exceeded the upper range of the instrument initial calibration curve. (E) (Inorganic) (ICP-AES)—The result for this analyte in the serial dilution analysis was outside acceptance criteria. (E) (Inorganic) (GFAA)—The result for this analyte failed one or more CLP acceptance criteria as explained in the case narrative.
BP	(B) (Organic)—This analyte was detected in the associated laboratory method blank and the sample. (B) (Inorganic)—The result for this analyte was greater than the instrument detection limit but less than the contract required detection limit. (P) (Pesticides/PCBs)—The quantitative results for this analyte between the primary and secondary GC columns were greater than 25% difference. (P) (SW-846 EPA Method 8310 High Pressure Liquid Chromotography, HPLC results)—The quantitative results for this analyte between the primary and secondary HPLC columns or primary and secondary HPLC detectors were greater than 40% difference.
BPX	(B) (Organic)—This analyte was detected in the associated laboratory method blank and the sample. (B) (Inorganic)—The result for this analyte was greater than the instrument detection limit but less than the contract required detection limit. (P) (Pesticides/PCBs)—The quantitative results for this analyte between the primary and secondary GC columns were greater than 25% difference. (P) (SW-846 EPA Method 8310 High Pressure Liquid Chromotography, HPLC results)—The quantitative results for this analyte between the primary and secondary HPLC columns or primary and secondary HPLC detectors were greater than 40% difference. (X) (Organic/Inorganic)—The result for this analyte should be regarded as not detected.
BW	(B) (Organic)—This analyte was detected in the associated laboratory method blank and the sample. (B) (Inorganic)—The result for this analyte was greater than the instrument detection limit but less than the contract required detection limit. (W) (Inorganic GFAA CLP)—The result for this analyte in the postdigestion spike sample was outside acceptance criteria.
D	(D) (Organic)—The result for this analyte was reported from a dilution.
DJ	(D) (Organic)—The result for this analyte was reported from a dilution. (J) (Organic/General Inorganics)—The result for this analyte was greater than the method detection limit (MDL) but less than the practical quantitation limit (PQL).
DP	(D) (Organic)—The result for this analyte was reported from a dilution. (P) (Pesticides/PCBs)—The quantitative results for this analyte between the primary and secondary GC columns were greater than 25% difference. (P) (SW-846 EPA Method 8310 High Pressure Liquid Chromotography, HPLC results)—The quantitative results for this analyte between the primary and secondary HPLC columns or primary and secondary HPLC detectors were greater than 40% difference.
DPX	(D) (Organic)—The result for this analyte was reported from a dilution. (P) (Pesticides/PCBs)—The quantitative results for this analyte between the primary and secondary GC columns were greater than 25% difference. (P) (SW-846 EPA Method 8310 High Pressure Liquid Chromotography, HPLC results)—The quantitative results for this analyte between the primary and secondary HPLC columns or primary and secondary HPLC detectors were greater than 40% difference. (X) (Organic/Inorganic)—The result for this analyte should be regarded as not detected.

Laboratory Qualifier Codes (continued)

Lab Qualifier Code	Laboratory Qualifier Description
E	(E) (Organic)—The result for this analyte exceeded the upper range of the instrument initial calibration curve. (E) (Inorganic) (ICP-AES)—The result for this analyte in the serial dilution analysis was outside acceptance criteria. (E) (Inorganic) (GFAA)—The result for this analyte failed one or more CLP acceptance criteria as explained in the case narrative.
E*	(E) (Organic)—The result for this analyte exceeded the upper range of the instrument initial calibration curve. (E) (Inorganic) (ICP-AES)—The result for this analyte in the serial dilution analysis was outside acceptance criteria. (E) (Inorganic) (GFAA)—The result for this analyte failed one or more CLP acceptance criteria as explained in the case narrative. *(Inorganic)—The result for this analyte in the Laboratory Replicate analysis was outside acceptance criteria.
EJ	(E) (Organic)—The result for this analyte exceeded the upper range of the instrument initial calibration curve. (E) (Inorganic) (ICP-AES)—The result for this analyte in the serial dilution analysis was outside acceptance criteria. (E) (Inorganic) (GFAA)—The result for this analyte failed one or more CLP acceptance criteria as explained in the case narrative. (J) (Organic/General Inorganics)—The result for this analyte was greater than the method detection limit (MDL) but less than the practical quantitation limit (PQL).
EJ*	(E) (Organic)—The result for this analyte exceeded the upper range of the instrument initial calibration curve. (E) (Inorganic) (ICP-AES)—The result for this analyte in the serial dilution analysis was outside acceptance criteria. (E) (Inorganic) (GFAA)—The result for this analyte failed one or more CLP acceptance criteria as explained in the case narrative. (J) (Organic/General Inorganics)—The result for this analyte was greater than the method detection limit (MDL) but less than the practical quantitation limit (PQL). *(Inorganic)—The result for this analyte in the laboratory replicate analysis was outside acceptance criteria.
EJN	(E) (Organic)—The result for this analyte exceeded the upper range of the instrument initial calibration curve. (E) (Inorganic) (ICP-AES)—The result for this analyte in the serial dilution analysis was outside acceptance criteria. (E) (Inorganic) (GFAA)—The result for this analyte failed one or more CLP acceptance criteria as explained in the case narrative. (J) (Organic/General Inorganics)—The result for this analyte was greater than the method detection limit (MDL) but less than the practical quantitation limit (PQL). (N) (Organic)—The reported analyte is a tentatively identified compound (TIC). (N) (Inorganic)—The result for this analyte in the matrix spike sample was outside acceptance criteria.
EN	(E) (Organic)—The result for this analyte exceeded the upper range of the instrument initial calibration curve. (E) (Inorganic) (ICP-AES)—The result for this analyte in the serial dilution analysis was outside acceptance criteria. (E) (Inorganic) (GFAA)—The result for this analyte failed one or more CLP acceptance criteria as explained in the case narrative. (N) (Organic)—The reported analyte is a tentatively identified compound (TIC). (N) (Inorganic)—The result for this analyte in the matrix spike sample was outside acceptance criteria.
EN*	(E) (Organic)—The result for this analyte exceeded the upper range of the instrument initial calibration curve. (E) (Inorganic) (ICP-AES)—The result for this analyte in the serial dilution analysis was outside acceptance criteria. (E) (Inorganic) (GFAA)—The result for this analyte failed one or more CLP acceptance criteria as explained in the case narrative. (N) (Organic)—The reported analyte is a tentatively identified compound (TIC). (N) (Inorganic)—The result for this analyte in the matrix spike sample was outside acceptance criteria. *(Inorganic)—The result for this analyte in the Laboratory Replicate analysis was outside acceptance criteria.
H	(H) (Organic/Inorganic)—The required extraction or analysis holding time for this result was exceeded.

Laboratory Qualifier Codes (continued)

Lab Qualifier Code	Laboratory Qualifier Description
H*	(H) (Organic/Inorganic)—The required extraction or analysis holding time for this result was exceeded. *(Organic) and (Inorganic)—The result for this analyte in the laboratory control sample analysis was outside acceptance criteria.
HJ	(H) (Organic/Inorganic)—The required extraction or analysis holding time for this result was exceeded. (J) (Organic/General Inorganics)—The result for this analyte was greater than the method detection limit (MDL) but less than the practical quantitation limit (PQL).
HJ*	(H) (Organic/Inorganic)—The required extraction or analysis holding time for this result was exceeded. (J) (Organic/General Inorganics)—The result for this analyte was greater than the method detection limit (MDL) but less than the practical quantitation limit (PQL). *(Inorganic)—The result for this analyte in the laboratory replicate analysis was outside acceptance criteria.
I	(I) (DIOXIN)—The lab is reporting an interference for the associated congener. The reported concentration is an Estimated Maximum Possible Concentration (EMPC) due to the reported interference.
J	(J) (Organic/General Inorganics)—The result for this analyte was greater than the method detection limit (MDL) but less than the practical quantitation limit (PQL).
J*	(J) (Organic/General Inorganics)—The result for this analyte was greater than the method detection limit (MDL) but less than the practical quantitation limit (PQL). *(Inorganic)—The result for this analyte in the Laboratory Replicate analysis was outside acceptance criteria.
JN	(J) (Organic/General Inorganics)—The result for this analyte was greater than the method detection limit (MDL) but less than the practical quantitation limit (PQL). (N) (Organic)—The reported analyte is a tentatively identified compound (TIC). (N) (Inorganic)—The result for this analyte in the matrix spike sample was outside acceptance criteria.
JN*	(J) (Organic/Inorganic/General Inorganics)—The result for this analyte was greater than the method detection limit (MDL) but less than the practical quantitation limit (PQL). (N) (Organic)—The reported analyte is a tentatively identified compound (TIC). (N) (Inorganic)—The result for this analyte in the matrix spike sample was outside acceptance criteria. *(Inorganic)—The result for this analyte in the laboratory replicate analysis was outside acceptance criteria.
JP	(J) (Organic/General Inorganics)—The result for this analyte was greater than the method detection limit (MDL) but less than the Practical Quantitation Limit (PQL). (P) (Pesticides/PCBs)—The quantitative results for this analyte between the primary and secondary GC columns were greater than 25% difference. (P) (SW-846 EPA Method 8310 High Pressure Liquid Chromatography, HPLC results)—The quantitative results for this analyte between the primary and secondary HPLC columns or primary and secondary HPLC detectors were greater than 40% difference.
JPX	(J) (Organic/General Inorganics)—The result for this analyte was greater than the method detection limit (MDL) but less than the practical quantitation limit (PQL). (P) (Pesticides/PCBs)—The quantitative results for this analyte between the primary and secondary GC columns were greater than 25% difference. (P) (SW-846 EPA Method 8310 High Pressure Liquid Chromatography, HPLC results)—The quantitative results for this analyte between the primary and secondary HPLC columns or primary and secondary HPLC detectors were greater than 40% difference. (X) (Organic/Inorganic)—The result for this analyte should be regarded as not detected.
JX	(J) (Organic/General Inorganics)—The result for this analyte was greater than the method detection limit (MDL) but less than the practical quantitation limit (PQL). (X) (Organic/Inorganic)—The result for this analyte should be regarded as not detected.

Laboratory Qualifier Codes (continued)

Lab Qualifier Code	Laboratory Qualifier Description
L	(L) (Inorganic)—The result for this analyte in the serial dilution sample indicates physical and chemical interferences are present.
LT	(LT) (Rad)—The result for this analyte is affected by spectral interference.
N	(N) (Organic)—The reported analyte is a tentatively identified compound (TIC). (N) (Inorganic)—The result for this analyte in the matrix spike sample was outside acceptance criteria.
N*	(N) (Organic)—The reported analyte is a tentatively identified compound (TIC). (N) (Inorganic)—The result for this analyte in the matrix spike sample was outside acceptance criteria. *(Inorganic)—The result for this analyte in the Laboratory Replicate analysis was outside acceptance criteria.
P	(P) (Pesticides/PCBs)—The quantitative results for this analyte between the primary and secondary GC columns were greater than 25% difference. (P) (SW-846 EPA Method 8310 High Pressure Liquid Chromotography, HPLC results)—The quantitative results for this analyte between the primary and secondary HPLC columns or primary and secondary HPLC detectors were greater than 40% difference.
PJ	(P) (Pesticides/PCBs)—The quantitative results for this analyte between the primary and secondary GC columns were greater than 25% difference. (P) (SW-846 EPA Method 8310 High Pressure Liquid Chromotography, HPLC results)—The quantitative results for this analyte between the primary and secondary HPLC columns or primary and secondary HPLC detectors were greater than 40% difference. (J) (Organic/General Inorganics)—The result for this analyte was greater than the method detection limit (MDL) but less than the practical quantitation limit (PQL).
PX	(P) (Pesticides/PCBs)—The quantitative results for this analyte between the primary and secondary GC columns were greater than 25% difference. (P) (SW-846 EPA Method 8310 High Pressure Liquid Chromotography, HPLC results)—The quantitative results for this analyte between the primary and secondary HPLC columns or primary and secondary HPLC detectors were greater than 40% difference. (X) (Organic/Inorganic)—The result for this analyte should be regarded as not detected.
Q	(Q)—The result for this analyte was reported at an elevated reporting limit.
SI	(SI) (Rad)—Gamma spectroscopy result should be regarded as an uncertain identification due to spectral interference.
SQ	(SQ) (Rad)—Gamma spectroscopy result should be regarded as an uncertain identification due to spectral interference.
TI	(TI) (Rad)—Gamma spectroscopy result should be regarded as an uncertain identification due to spectral interference.
U	(U) (Organic/Inorganic)—The result for this analyte was not detected at the specified reporting limit.
U*	(U) (Organic/Inorganic)—The result for this analyte was not detected at the specified reporting limit. *(Inorganic)—The result for this analyte in the Laboratory Replicate analysis was outside acceptance criteria.
UE	(U) (Organic/Inorganic)—The result for this analyte was not detected at the specified reporting limit. (E) (Organic)—The result for this analyte exceeded the upper range of the instrument initial calibration curve. (E) (Inorganic) (ICP-AES)—The result for this analyte in the serial dilution analysis was outside acceptance criteria. (E) (Inorganic) (GFAA)—The result for this analyte failed one or more CLP acceptance criteria as explained in the case narrative.

Laboratory Qualifier Codes (continued)

Lab Qualifier Code	Laboratory Qualifier Description
UEN	(U) (Organic/Inorganic)—The result for this analyte was not detected at the specified reporting limit. (E) (Organic)—The result for this analyte exceeded the upper range of the instrument initial calibration curve. (E) (Inorganic) (ICP-AES)—The result for this analyte in the serial dilution analysis was outside acceptance criteria. (E) (Inorganic) (GFAA)—The result for this analyte failed one or more CLP acceptance criteria as explained in the case narrative. (N) (Organic)—The reported analyte is a tentatively identified compound (TIC). (N) (Inorganic)—The result for this analyte in the matrix spike sample was outside acceptance criteria.
UH	(U) (Organic/Inorganic)—The result for this analyte was not detected at the specified reporting limit. (H) (Organic/Inorganic)—The required extraction or analysis holding time for this result was exceeded.
UH*	(U) (Organic/Inorganic)—The result for this analyte was not detected at the specified reporting limit. (H) (Organic/Inorganic)—The required extraction or analysis holding time for this result was exceeded. *(Inorganic)—The result for this analyte in the Laboratory Replicate analysis was outside acceptance criteria.
UI	(UI) (Rad)—Gamma spectroscopy result should be regarded as an uncertain identification.
UJ	(UJ) (Organic)—Legacy CST lab code should not be used.
UL	UL (all suites)—Not detected legacy—This lab qualifier code is applied by WQ personnel for CST data and other legacy data that was reported as not detected using the less than symbol without the laboratory assigning a U lab code.
UN	(U) (Organic/Inorganic)—The result for this analyte was not detected at the specified reporting limit. (N) (Organic)—The reported analyte is a tentatively identified compound (TIC). (N) (Inorganic)—The result for this analyte in the matrix spike sample was outside acceptance criteria.
UN*	(U) (Organic/Inorganic)—The result for this analyte was not detected at the specified reporting limit. (N) (Organic)—The reported analyte is a tentatively identified compound (TIC). (N) (Inorganic)—The result for this analyte in the matrix spike sample was outside acceptance criteria. *(Inorganic)—The result for this analyte in the Laboratory Replicate analysis was outside acceptance criteria.
UUI	(UUI) (Rad)—Gamma spectroscopy result should be regarded as an uncertain identification and the lab assigned these gamma spectroscopy results as not detected.
UW	(U) (Organic/Inorganic)—The result for this analyte was not detected at the specified reporting limit. (W) (Inorganic GFAA CLP)—The result for this analyte in the postdigestion spike sample was outside acceptance criteria.
UY2	(UY2) (Rad)—Result should be regarded as an uncertain identification due to spectral interference.
W	(W) (Inorganic GFAA CLP)—The result for this analyte in the postdigestion spike sample was outside acceptance criteria.
X	(X) (Organic/Inorganic)—The result for this analyte should be regarded as not detected.
XB	(X) (Organic/Inorganic)—The result for this analyte should be regarded as not detected. (B) (Organic)—This analyte was detected in the associated laboratory method blank and the sample. (B) (Inorganic)—The result for this analyte was greater than the instrument detection limit but less than the contract required detection limit.

Secondary Validation Flag Codes

Valid Flag Code	Valid Flag Desc
A	The contractually required supporting documentation for this datum is absent.
GUP	Matrix and Units are inconsistent.
IUP	Matrix and Units are inconsistent.
J	The analyte is classified as detected but the reported concentration value is expected to be more uncertain than usual.
J+	The analyte is classified as detected but the reported concentration value is expected to be more uncertain than usual with a potential positive bias.
J-	The analyte is classified as detected but the reported concentration value is expected to be more uncertain than usual with a potential negative bias.
JN+	Presumptive evidence of the presence of the material at an estimated quantity with a suspected positive bias.
JN-	Presumptive evidence of the presence of the material at an estimated quantity with a suspected negative bias.
JPM	The analyte is classified as detected but the reported concentration value is expected to be more uncertain than usual. Manual review of raw data is recommended to determine if the observed noncompliances with quality acceptance criteria adversely impacts data use.
LIMIT	The limit type is uncertain.
MS	Invalid validation flag. MS indicates a laboratory matrix spike sample.
MSD	Invalid validation flag. MSD indicates a laboratory matrix spike duplicate sample.
N	Presumptive evidence of the presence of the material.
NJ	(Organic)—Analyte has been tentatively identified and the associated numerical value is estimated based upon 1:1 response factor to the nearest eluting internal standard
NQ	No validation qualifier flag is associated with this result, and the analyte is classified as detected.
NUP	Matrix and Units are inconsistent B
P	Use professional judgment based on data use. A decision must be made by the project manager or a delegate with regard to the need for further review of the data. This review should include some consideration of potential impact that could result from using the P-qualified data.
PM	Manual review of raw data is recommended to determine if the observed noncompliances with quality acceptance criteria adversely impacts data use.
R	The reported sample result is classified as rejected due to serious noncompliances regarding quality control acceptance criteria. The presence or absence of the analyte cannot be verified based on routine validation alone

Secondary Validation Flag Codes (continued)

Valid Flag Code	Valid Flag Description
RPM	The reported sample result is classified as rejected due to serious noncompliances regarding quality control acceptance criteria. The presence or absence of the analyte cannot be verified based on routine validation alone.
RUP	Matrix and units are inconsistent C.
U	The analyte is classified as not detected.
UA	Invalid validation flag of unknown meaning.
UJ	The analyte is classified as not detected, with an expectation that the reported result is more uncertain than usual.
VUP	Matrix and units are inconsistent D.

Secondary Validation Reason Codes

Valid Reason Code	Valid Reason Description
C12d	VOC_C12d
DR12a	ORGANIC_ODRO12a
DR3b	ORGANIC_ODRO3b
DR9a	ORGANIC_ODRO9a
G165b	GAMMA_GR165b
G165c	GAMMA_GR165c
G16b	GAMMA_G16b
G16bc	GAMMA_GR16bc
G16c	GAMMA_G16c
G3TPU	The sample result is less than or equal to three times the 1-sigma total propagated uncertainty.
G9a	GAMMA_G9a
G9ra	GAMMA_G9ra
GADM1	GAMMA_GADMIN1
GADMI	GAMMA_GADMIN1
GCZ	CST put zeros in the TPU field to indicate nondetects, therefore not detected (U).
GI16b	GAMMA_GI16b
GI16c	GAMMA_GI16c
GI16d	GAMMA_GI16d
GI4	GAMMA_GI4
GI5	GAMMA_GI5
GIQ	GIQ
GIR16	GAMMA_GIR16c
GJCST	Chemical Sciences and Technology validators assigned a J qualifier to this sample result. The hardcopy validation report should be reviewed to determine the reason for applying the J qualifier.
GJLAB	GJLAB_GAMMA

Secondary Validation Reason Codes (continued)

Valid Reason Code	Valid Reason Description
GLCS	The percent recovery from the laboratory control sample for this analyte was less than 10%.
GNONE	A reason code is not available in the database for the data qualifier(s) applied to this sample result.
GNPO	The reported result should be regarded as rejected because no peak was observed for this radionuclide in the gamma spectrum.
GNQ	The reported result should be regarded as rejected because the gamma spectrum peak was not quantitated.
GR1	The tracer yield information is missing. Data may not be acceptable for use.
GR10	GAMMA_GR10
GR10a	GAMMA_GR10a
GR11	GAMMA_GR11
GR15b	GAMMA_GR15b
GR15c	GAMMA_GR15c
GR16	GAMMA_GR16
GR165	GAMMA_GR165b
GR166	GAMMA_GR166
GR16a	GAMMA_GR16a
GR16b	GAMMA_GR16b
GR16c	GAMMA_GR16c
GR16d	GAMMA_GR16d
GR16g	GAMMA_GR16g
GR17c	GAMMA_GR17c
GR19	The validator identified quality deficiencies in the reported data that require qualification.
GR1a	The tracer %R value is less than 10%.
GR1c	The MDC for the affected analytes are qualified as estimated because the associated tracer recovery was less than 30% but greater than 10% and the result is a nondetect.
GR1d	The results for the affected analytes are qualified as estimated and biased high because the associated tracer yield was greater than 105%.
GR3	The matrix spike information is missing. Data may not be acceptable for use.
GR3a	ORGANIC_OGRO3a

Secondary Validation Reason Codes (continued)

Valid Reason Code	Valid Reason Description
GR3b	ORGANIC_OGRO3b
GR3c	ORGANIC_OGRO3c
GR3d	ORGANIC_OGRO3d
GR3e	The results for the affected analytes are qualified as estimated and biased low because the associate matrix spike recovery was less than the LAL but greater than 10%, and the results are nondetect.
GR4	GAMMA_GR4
GR4a	The results for the affected analytes should be regarded as not detected (U) because the associated sample concentration is less than or equal to 5x the associated sample concentration.
GR5	GAMMA_GR5
GR54	GAMMA_GR54
GR5a	The MDC and/or TPU documentation is missing. Data may not be acceptable for use.
GR5b	GR5b
GR6	GAMMA_GR6
GR6a	GR6a
GR6b	The results for the affected analytes should be regarded as rejected because the LCS %R was less than 10%.
GR6c	The results for the affected analytes are qualified as estimated and biased low because the associated LCS was less than the LAL but greater than 10%, and the results are detected.
GR6d	The results for the affected analytes are qualified as estimated and biased low because the associated LCS was less than the LAL but greater than 10%, and the results are nondetect.
GR6e	GR6e
GR7	GAMMA_GR7
GR7a	The results for the affected analytes are qualified as estimated because the associated duplicate results were prepared separately from the original analysis.
GR7b	GAMMA_GR7b
GR7c	The affected analytes are qualified as rejected because the RER was greater than 4.
GR8	GAMMA_GR8
GR9	GAMMA_GR9

Secondary Validation Reason Codes (continued)

Valid Reason Code	Valid Reason Description
GR9a	GAMMA_GR9a
GR9b	GAMMA_GR9b
GRA	GAMMA_GRA
GRLAB	R Lab Gamma
GRNA	GAMMA_GRNA
GRR16	GAMMA_GRR16c
GRR1b	GAMMA_GRR1b
GRR6c	GAMMA_GRR16c
GSI	The reported result for this radionuclide should be regarded as rejected (R) due to spectral interference in the gamma spectrum.
GTI	The reported result should be regarded as rejected because the radionuclide identification based on the gamma spectrum is tentative.
GUJC	This analyte should be regarded as not detected because the analytical laboratory assigned a U lab qualifier. Chemical Sciences and Technology validators assigned the J qualifier. The hardcopy validation report should be reviewed to determine the reason for applying the J qualifier.
GULAB	This analyte should be regarded as not detected because the analytical laboratory assigned a U lab qualifier.
GUP_R	Gamma: Units and matrix inconsistent.
GZR	The result for this radionuclide was reported as zero (0); therefore, this analyte should be regarded as not detected.
GZUNC	Chemical Sciences and Technology division reported this result with an uncertainty value of zero (0), indicating that this analyte should be regarded as not detected.
G_LIA	The sample was lost in analysis. Results are not available for this sample.
G_MDA	The limit type (e.g., MDA, MDC, or DLC) was not reported by the analytical laboratory; the reported limit value has been saved in the MDA field.
G_NQ	No data qualifier flag has been applied to this sample result.
G_TPU	Result less than or equal to $3 * 1\text{-sigma TPU}$, therefore not detected (U).
H10	The affected analytes are considered suspect because the sample was diluted without any target analytes identified due to matrix interference.
H11	The required retention time information is missing. Data may not be acceptable for use.
H11a	The affected analytes should be regarded as rejected because the associated retention times have shifted by more than 0.05 minutes from the initial calibration.
H12	Required LCS data are missing. The LCS analyte recoveries could not be evaluated. Data may not be acceptable for use.
H12a	H12a

Secondary Validation Reason Codes (continued)

Valid Reason Code	Valid Reason Description
H12b	HEXP_H12b
H12c	HEXP_H12c
H12d	HEXP_H12d
H14a	Insufficient sample volume was received for a matrix spike and/or a matrix spike duplicate analysis.
H14b	The matrix spike and/or the matrix spike duplicate analyses were not performed on a sample associated with a LANL request number.
H14c	The matrix spike and/or the matrix spike duplicate were analyzed on a sample associated with a different LANL request number but no summary was included.
H15	Because the sample was damaged, lost, or of insufficient quantity, the laboratory was unable to analyze it.
H16	Required calibration information is missing or samples were analyzed on an expired calibration. Data may not be acceptable for use.
H19	The validator identified quality deficiencies in the reported data that require qualification.
H3	The surrogate percent recovery is greater than the UAL, which indicates the potential for a high bias in the results and the potential for false positive results
H3a	The surrogate percent recovery is less than the LAL but greater than 10%R, which indicates the potential for a low bias in the detected results.
H3b	The surrogate is less than 10%R, which indicates the potential for a severely low bias in the results.
H3c	The reporting limit is approximated for nondetects because a surrogate percent recovery is lower than the LAL but greater than or equal to 10%R, which indicates an increased potential for false negative results.
H3d	The surrogate recovery is less than 10% and the result is a nondetect, which indicates significant potential for false negative results.
H3e	At least one surrogate percent recovery exceeds its upper UAL and at least one surrogate is less than its LAL, which indicates a greater than normal degree of uncertainty in the data.
H3f	At least one surrogate is less than 10%R and the sample result is a detect, which indicates the potential for a severely low bias in the results.
H3g	Required surrogate information is missing. Data may not be acceptable for use.
H4	The sample result is greater than the EQL and less than five times the concentration of the related analyte in the blank, which indicates that the reported detection is considered indistinguishable from blank contamination.
H4a	The affected analytes are considered estimated and biased high because this analyte was identified in the method blank but was greater than 5x.
H4b	Required method blank information is missing. Data may not be acceptable for use.
H5	The sample result is less than the EQL and less than five times the concentration of the analyte in the method blank, which indicates the reported detection is considered indistinguishable from contamination in the blank.

Secondary Validation Reason Codes (continued)

Valid Reason Code	Valid Reason Description
H5a	Method-blank data is missing, or method blank was not analyzed. Data may not be acceptable for use.
H6	The recovery of the LCS analyte is greater than the UAL, which indicates the potential for high bias in the results and for false positive results.
H6a	HEXP_H6a
H6b	The of the LCS analyte percent recovery is less than the LAL and greater than or equal to 10%R, which indicates (1) the reporting limit is approximate and probably biased low for nondetected results, and (2) that detected results likely are biased low.
H6c	H6c
H6d	The result is a nondetect and the %R value of surrogates or the analyte in the LCS is less than 10%R, which indicates a greatly increased potential for false negative results.
H7	The affected results were not analyzed with a valid 5 point calibration curve and/or a standard at the reporting limit.
H7a	HEXP_H7a
H7c	The affected analytes should be regarded as estimated and/or rejected because the associated analyte did not have a standard at the reporting limit.
H8	HEXP_H8
H8a	The required confirmation column analysis data is missing. Data may not be acceptable for use.
H9	The holding time is exceeded. The data user should conduct a technical evaluation of the data of interest with respect to the effects of exceeding the holding time. Factors to consider include how long the holding time was exceeded, sample preservation, sample storage practices, use of the data, levels of contamination found in the sample, and the physical, chemical, and biological stability of the target analytes in the sample matrix.
H9a	H9a
H9b	HEXP_H9b
HEQLM	The result should be regarded as estimated (J) because the result was less than the EQL but greater than the MDL.
HERB	ORGANIC_HERB 3A
HERB1	ORGANIC_HERB12A
HERB3	ORGANIC_HERB3
HERB4	ORGANIC_HERB4
HERB8	ORGANIC_HERB8
HERB9	ORGANIC_HERB9
HHOLD	The result should be regarded as rejected (R) because the holding time was exceeded by more than 2 times.

EP2008-0257

E-17

May 2008

Periodic Monitoring Report for Ancho Watershed

Secondary Validation Reason Codes (continued)

Valid Reason Code	Valid Reason Description
HJCST	CST assigned the J qualifier, need hard copy to determine CST's reason.
HNONE	No reason for historic HEXP data.
HNQ	HNQ
HQCBL	The J or R qualifier should not be accepted because the qualifier was assigned by CST based on a noncertified standard. The J or R qualifier should be ignored.
HR12a	ORGANIC_HERB12A
HR12b	ORGANIC_HERB12B
HR12c	ORGANIC_HERB12C
HR12d	ORGANIC_HERB12D
HR3a	ORGANIC_HERB 3A
HR3b	ORGANIC_HERB 3D
HR3d	ORGANIC_HERB3D
HR9	ORGANIC_HERB 9
HRLAB	R Lab HEXP
HSM	HEXP_SPECTRAL MATCH
HUJCS	This analyte should be regarded as not detected because the laboratory assigned a U lab qualifier. CST assigned the J qualifier, need hard copy to determine CST's reason.
HUJL	HUJL
HUJLA	HUJLA_HEXP
HULAB	This analyte should be regarded as not detected because the laboratory assigned a U lab qualifier.
HWQ1	Relative percent difference of the MS/MSD is greater than the acceptance criteria.
HWQ10	Calibration Verification %D exceeded 60%
HWQ2	The spike percent recovery value is greater than or equal to the upper acceptance limit and the result is a detect, which indicates a potential high bias in the sample results.
HWQ3	The spike percent recovery value is greater than 10% and less than the lower acceptance limit, which indicates a potential low bias in the results.
HWQ4	The spike percent recovery value is less than 10% which increases the potential for false negatives being reported. This could be caused by analytical interferences.

Secondary Validation Reason Codes (continued)

Valid Reason Code	Valid Reason Description
HWQ5	Nonspecified quality control failure; see validation report
HWQ6	The sample was improperly preserved.
HWQ7	Calibration % RSD was greater than the acceptance criteria but less than 60%
HWQ8	Calibration % RSD was greater than 60%
HWQ9	Calibration verification %D exceeded acceptance criteria but was less than 60%
Hba	HEXP_Hba
I	INORGANIC_I
I1	The sample result was reported as detected between the IDL and the EDL. Reported result may be less precise than results that are reported as being above the EDL.
I10	The duplicate sample RPD is greater than the advisory limit and the sample result is a detect. Manual review is suggested to determine the source of the difference between analyses.
I10a	The duplicate sample RPD is greater than the advisory limit and the sample result is a nondetect. Manual review is suggested to determine the source of the difference between analyses.
I10b	The affected analytes should be regarded as estimated because the duplicate results were not analyzed on a LANL sample.
I10c	The affected analytes should be regarded as estimated because the duplicate results exceeded the RPD requirements.
I10d	The affected analytes should be regarded as estimated because the duplicate results were greater than 2x the RL and the RPD was greater than 20 for water and 35 for soils.
I110	INORGANIC_I110
I113a	INORGANIC_I113a
I114b	INORGANIC_I114b
I13	INORGANIC_I13
I134b	INORGANIC_I134b
I13a	Insufficient sample volume was received for a duplicate-sample analysis.
I13b	The duplicate-sample analysis was not performed on a sample associated with this request number.
I13d	INORGANIC_I13d
I14	I14
I14a	Insufficient sample volume was received for a matrix-spike analysis.

EP2008-0257

E-19

May 2008

Periodic Monitoring Report for Ancho Watershed

Secondary Validation Reason Codes (continued)

Valid Reason Code	Valid Reason Description
I14b	The matrix-spike analysis was not performed on a sample associated with this request number.
I15	The sample was damaged, lost, or there was insufficient quantity and the analytical laboratory was unable to analyze it.
I15a	An ICV was not reported for this sample.
I15b	A CCV was not reported for this sample.
I16	Relative percent difference is greater than 10% in the serial dilution sample.
I16a	The affected analytes should be regarded as rejected because the ICV/CCV recovered high.
I16b	INORGANIC_I16b
I16c	The affected analytes should be regarded as estimated because the ICV/CCV recovered low.
I16d	The affected analytes should be regarded as rejected because the ICV/CCV recovered less than 10%.
I16e	The affected analytes should be regarded as rejected because the initial calibrations correlation coefficient was less than 0.995
I16z	The affected analytes should be regarded as rejected because the ICV/CCV was not analyzed with the associated samples.
I17d	INORGANIC_I17d
I18	The affected analytes should be regarded as estimated because a serial dilution sample was not analyzed.
I18a	The affected analytes should be regarded as estimated because a serial dilution sample was not analyzed on a LANL sample.
I18b	The affected analytes should be regarded as estimated because the serial dilution sample RPD exceeded criteria.
I19	INORGANIC_I19
I1a	INORGANIC_I1a
I20	INORGANIC_I20
I24b	INORGANIC_I24b
I2h	INORGANIC_I2h
I3	The spike percent recovery value is greater than or equal to the upper acceptance limit (125%) but less than or equal to 150% and the result is a detect, which indicates a potential high bias in the sample results.
I3a	The spike percent recovery value is greater than 30% and less than the lower acceptance limit (75%), and the sample result is a detect, which indicates a potential low bias in the results.
I3b	INORGANIC_I3b
I3c	INORGANIC_I3c

Secondary Validation Reason Codes (continued)

Valid Reason Code	Valid Reason Description
I3d	The spike percent recovery value is less than 30%, and the result is a nondetect, which increases the potential for false negatives being reported. This could be caused by analytical interferences.
I3e	The spike percent recovery value is greater than 30% and less than the lower acceptance limit (75%), and the sample result is a nondetect, which indicates a potential for false negatives being reported.
I3e I	INORGANIC_I3e I4
I3eI4	INORGANIC_I3e I4
I3f	The spike percent recovery value is less than 30% and the sample result is a detect, which indicates a potential low bias.
I3g	The sample result is undetected and the spike percent recovery value is greater than 150%, which indicates a potential bias in the sample result.
I3h	The sample result is detected and the spike percent recovery value is greater than 150%, which indicates a potential high bias in the sample result.
I3j	INORGANIC_I3j
I3I	INORGANIC_I3I
I4	INORGANIC_I4
I4a	In comparison with the preparation blank, the sample result is greater than the EDL but less than or equal to 5 times the concentration of the related analyte in the blank.
I4b	Preparation blank data were not reported by the analytical laboratory.
I5	The sample result is less than the estimated detection limit (EDL) and is considered to be not detected.
I6	The percent recovery value of the analyte in the LCS is greater than the upper acceptance limit, which indicates a potential for quantitation problems in the analyses and the potential for false positive results being reported.
I6a	The percent recovery value of the analyte in the LCS is less than the lower acceptance limit and the analyte is a detect, which indicates a potential for quantitation problems in the analyses and the potential for false negative results being reported.
I6b	The percent recovery value of the analyte in the LCS is less than the lower acceptance limit and the analyte is a nondetect, which indicates a potential for quantitation problems in the analyses and the potential for false negative results being reported.
I6c	The corresponding LCS or LCS analyte was not analyzed with the associated batch.
I7	The ICS percent recovery value is greater than 120% and the result is a detect, which indicates potential quantitation problems in the analyses and the potential for false positive results being reported.
I7a	The ICS percent recovery value is greater than or equal to 50% and less than 80% and the result is a detect, which indicates a potential for a low bias.
I7b	The ICS percent recovery value is less than 50%, which indicates a greatly increased potential for false negative sample results being reported.

Secondary Validation Reason Codes (continued)

Valid Reason Code	Valid Reason Description
I7c	The ICS percent recovery value is greater than or equal to 50% and less than 80%, and the result is a nondetect, which indicates a potential for false negative results being reported.
I7d	The ICS data was not provided by the analytical laboratory.
I9	The holding time is exceeded. Positive results may be biased low and nondetected analytes may be false negatives. An evaluation of the data with respect to the technical implications of exceeding the holding time is recommended. Factors to consider include sample preservation; sample storage practices; data use; levels of contamination found in the sample; and the physical, chemical, and biological stability of the target analytes in the sample matrix.
I9a	The affected analytes should be regarded as estimated because the extraction holding time was exceeded by 2 times the acceptable holding time.
IADM1	INORGANIC_IADMIN1
IADMI	INORGANIC_IADMIN1
ICSTZ	CST put zeros in the TPU field to indicate nondetects, therefore not detected (U).
IDRPD	IDRPD
IEQL	INORGANIC_IEQL/MDL
IEQL/	INORGANIC_IEQL/MDL
IH6a	INORGANIC_IH6a
IHOLD	IHOLD
IICP	IICP
IJCST	CST assigned the J qualifier, need hard copy to determine CST's reason.
IJLAB	IJLAB
ILCS	ILCS
ILIA	ILIA
ILOWS	VOC_LOWSTD
ILS	VOC_LOW STD
IMS10	IMS10
IMS30	IMS30
INONE	No reason for historical inorganic data
INQ	INQ

Secondary Validation Reason Codes (continued)

Valid Reason Code	Valid Reason Description
IPM	INORGANIC_IPM
IQCBL	IQCBL
IR10b	INORGANIC_IR10b
IR14b	INORGANIC_IR14b
IR3	INORGANIC_IR3
IR3a	INORGANIC_IR3a
IR4	INORGANIC_IR4
IR5	INORGANIC_IR5
IR6a	INORGANIC_IR6a
IR7	INORGANIC_IR7
IR9a	INORGANIC_IR9a
IR9b	INORGANIC_IR9b
IRCST	CST assigned the R qualifier, need hard copy to determine CST's reason.
IU1	INORGANIC_IU1
IU3e	INORGANIC_IU3e
IUA	INORGANIC_IUA
IUJCS	This analyte should be regarded as not detected because the laboratory assigned a U lab qualifier. CST assigned the J qualifier, need hard copy to determine CST's reason.
IUJLA	IUJLA
IULAB	This analyte should be regarded as not detected because the laboratory assigned a U lab qualifier.
IUP_R	Inorganic: Units and matrix are inconsistent.
IUUJ	This analyte should be regarded as not detected because the laboratory assigned a U lab qualifier. CST assigned the J qualifier, need hard copy to determine CST's reason.
IV3a	INORGANIC_IV3a
IWQ1	The sample temperature was elevated
IWQ2	Negative blank samples results were greater than the MDL

Secondary Validation Reason Codes (continued)

Valid Reason Code	Valid Reason Description
IWQ3	Failed serial dilution RPD
IWQ4	Sample should have been preserved by acidification but was not. Error was not corrected at the laboratory.
IWQ5	Sample should not have been acidified but was. Error could not be corrected at the laboratory.
IWQ6	Nonspecified quality control failure; see validation report
IWQ7	Reporting limit verification recovery was greater than the acceptance criteria.
IZR	IZR
Id	INORGANIC_Id
Is	INORGANIC_Is
J+	VOC_J+
J-	VOC_J-
J_LAB	The analytical laboratory qualified the detected result as estimated (J) because the result was less than the PQL but greater than the MDL.
LB	Gross contamination exists from a source other than the standard.
LB1	Method-blank data are missing, or method blank was not analyzed at the required frequency.
LB2	ICB/CCB data are missing, or ICB/CCB was not run at the required frequency.
LB9	The sample result is less than 5 times the concentration of the related analyte in the blank.
LC1	The frequency of the CCV did not meet method criteria.
LC2	The CCV %D failed high.
LC3	The CCV %D failed low.
LCO	Suspected carryover. Compound detected in sample at value < 5X PQL. The previous sample had a value > high standard and required dilution.
LDL1	No CRI was analyzed to verify the reporting limit.
LDL2	The CRI recovery failed high.
LDL3	The CRI recovery failed low.
LDS1	An initial dilution was performed and the surrogate recovery was >= 10% OR <10% but some sample results are >PQL.
LDS2	An initial dilution was performed and the surrogate recovery was 0% and sample results are nondetect.
LDS3	The sample result in a diluted sample was nondetect.
LDS4	The instrument response for a diluted sample result was < half the lowest calibration standard and the sample result is detect.

Secondary Validation Reason Codes (continued)

Valid Reason Code	Valid Reason Description
LH1	The holding time is exceeded for sample analysis
LH2	The holding time is exceeded for sample extraction
LH3	The holding time is exceeded by greater than twice the specified holding time
LI	Required calibration information is missing or samples were analyzed on an expired calibration. Data may not be acceptable for use.
LI2	A second source ICV (or second standard made from the same stock) was not used to verify the calibration
LI3	The initial calibration %RSD or correlation coefficient failed to meet acceptance criteria.
LI4	The initial calibration slope or RF criteria were not met.
LI5	The initial calibration y-intercept criteria were not met.
LI6	An insufficient number of calibration standards were used and/or all standards were not analyzed within a 24 hour period. Data may not be acceptable for use.
LI7	Points were removed from the calibration curve and the reporting limits were not adjusted accordingly.
LIR1	Chlorine isotope ratio criteria not met.
LIS	Required IS information is missing.
LIS1	The IS area count failed high.
LIS2	The IS area count failed low.
LIS4	The IS RT is >30sec from that of the associated standard.
LIV2	The ICV %D failed high.
LIV3	The ICV %D failed low.
LL1	The frequency of the LCS did not meet the specified criteria.
LL2	The LCS %R failed high.
LL3	The LCS %R failed low.
LL4	The LCS %Rs failed both high and low, or the LCS/LSCD RPD failed to meet criteria.
LMS1	An applicable MS/MSD analysis was not performed.
LMS2	The MS/MSD %R failed high.
LMS3	The MS/MSD %R failed low.
LMS4	Relative percent difference of the MS/MSD is greater than the acceptance criteria or the recoveries fail both high and low.

EP2008-0257

E-25

May 2008

Periodic Monitoring Report for Ancho Watershed

Secondary Validation Reason Codes (continued)

Valid Reason Code	Valid Reason Description
LOW S	VOC_LOW STD
LOWST	VOC_LOWSTD
LP1	The sample was improperly preserved.
LP3	Sample not maintained at required temperature
LR1	The sample result exceeded the calibration range.
LR2	Because the sample was damaged, lost, or of insufficient quantity, the laboratory was unable to analyze it.
LRP1	There is no measure of precision for the sample, i.e., no replicate, MSD or LCSD was performed.
LRP2	The replicate precision criteria are not met.
LS	Required surrogate information is missing. Data may not be acceptable for use.
LS1	Surrogate failed high.
LS2	Surrogate failed low.
LS4	The surrogate %R in the blank did not meet acceptance criteria.
LWQ1	specified quality control failure; see report
MDL	ORGANIC_OEQL/MDL
N3TPU	NONE_<3*TPU Result less than or equal to 3 * 1-sigma TPU, therefore not detected (U).
NJCST	NONE_J_CST
NJLAB	NONE_J_LAB
NND	NONE_NONDETECT
NNQ	NONE_NQ
NQ	The analytical laboratory did not qualify the analyte as not detected and/or any other standard qualifier. The analyte is detected in the sample.
NS12a	SVOC_SVV12a
NS12c	SVOC_SVV12c
NS1a	SVOC_SVVS1a
NUA	NONE_NUA
NULAB	NONE_U_LAB This analyte should be regarded as not detected because the laboratory assigned a U lab qualifier.
NUP_R	Units and matrix are inconsistent.

Secondary Validation Reason Codes (continued)

Valid Reason Code	Valid Reason Description
O12d	ORGANIC_OSV12d
O5XBL	ORGANIC_O5XBLANK
ODRO1	ORGANIC_ODRO12a
ODRO3	ORGANIC_ODRO3
ODRO4	ORGANIC_ODRO4
ODRO5	ODRO5_ORGANIC
ODRO7	ODRO7_ORGANIC
ODRO9	ORGANIC_ODRO9
OEQL/	ORGANIC_OEQL/MDL
OGR3b	OGR3b_ORGANIC
OGR3c	OGR3c_ORGANIC
OGRO3	ORGANIC_OGRO3
OGRO7	OGRO7_ORGANIC
OGRO9	ORGANIC_OGRO9
OH12b	ORGANIC_OH12b
OH9	ORGANIC_OH9
OI3	ORGANIC_OI3
OI4	ORGANIC_OI4
OI9	ORGANIC_OI9
ONONE	ORGANIC_ONONE
ONQ	ONQ
OP12a	ORGANIC_OP12a
OP12b	ORGANIC_OP12b
OP3	ORGANIC_OP3
OP3a	ORGANIC_OP3a
OP3b	ORGANIC_OP3b

EP2008-0257

E-27

May 2008

Secondary Validation Reason Codes (continued)

Valid Reason Code	Valid Reason Description
OP3c	ORGANIC_OP3c
OP3d	ORGANIC_OP3d
OP4	ORGANIC_OP4
OP5	ORGANIC_OP5
OP6	ORGANIC_OP6
OP7	ORGANIC_OP7
OP7a	ORGANIC_OP7a
OP9	ORGANIC_OP9
OP9a	OP9a Organic
OPa	ORGANIC_OPa
OR1	INORGANIC_OR1
OSIN	ORGANIC_OSIN
OSV12	ORGANIC_OSV12d
OSV1a	ORGANIC_OSV1a
OSV3	ORGANIC_OSV3
OSV3a	ORGANIC_OSV3a
OSV4	ORGANIC_OSV4
OSV4a	ORGANIC_OSV4a
OSV7	ORGANIC_OSV7
OSV7a	ORGANIC_OSV7a
OSV9	ORGANIC_OSV9
OUJLA	O_UJ_LAB
OULAB	O_U_LAB This analyte should be regarded as not detected because the laboratory assigned a U lab qualifier.
OV3	OV3
OV36	ORGANIC_OV36
OV3a	ORGANIC_OV3a

May 2008

E-28

EP2008-0257

Secondary Validation Reason Codes (continued)

Valid Reason Code	Valid Reason Description
OV3b	ORGANIC_OV3b
OV3c	ORGANIC_OV3c
OV4	INORGANIC_OV4
OV7	ORGANIC_OV7
OV7a	ORGANIC_OV7a
OV9	ORGANIC_OV9
P10	The breakdown criteria have been exceeded, which indicates poor instrument performance, which can result in a low bias in the reported results and potential the labile compounds Endrin and 4,4'-DDT.
P10a	The breakdown criteria have been exceeded, which indicates poor instrument performance, which can result in a high bias in the reported results and potential false positive results for the breakdown products Endrin ketone, Endrin aldehyde, DDD, and DDE.
P10b	The breakdown recovery data are missing. The analyte breakdown could not be evaluated.
P10c	The affected analytes are considered suspect because the sample was diluted without any target analytes identified due to matrix interference.
P11	The surrogate retention time has shifted by more than 0.05 min, possibly affecting analyte identification and causing false positives or negatives to be reported.
P11a	The surrogate recovery data are missing. Surrogate recoveries could not be evaluated.
P11b	The affected analytes are considered estimated because the confirmed analytes was outside the retention time windows.
P12	The LCS data are missing. The LCS analyte recoveries could not be evaluated.
P12a	The LCS analyte is less than 10%R, which indicates the potential for a severely low bias in the results.
P12b	The LCS analyte is greater than 10%R but less than the LAL, which indicates the potential for a low bias in the results.
P12c	The result is a nondetect and the LCS analyte is greater than 10%R but less than the LAL, which indicates the potential for false negative results.
P12d	The LCS analyte %R value is greater than the UAL, which indicates the potential for high bias in the results and for false positive results.
P13	The Florisil cleanup not conducted; interferences may have increased analytical uncertainty and the potential for both false positives and false negatives.
P13a	The GPC cleanup was not conducted on this soil sample; interferences may have increased analytical uncertainty and the potential for both false positives and false negatives.
P13b	The appropriate cleanup was not conducted; interferences may have increased the analytical uncertainty and the potential for both false positives and false negatives. Examples of required cleanups are sulfur contamination (sulfur cleanup required), interferences in PCB samples (sulfuric acid cleanup required), and high molecular weight interferences in water samples (GPC cleanup required).

Secondary Validation Reason Codes (continued)

Valid Reason Code	Valid Reason Description
P14a	Insufficient sample volume was received for a matrix spike and/or a matrix spike duplicate analysis.
P14b	The matrix spike and/or the matrix spike duplicate analysis were not performed on a sample associated with a LANL request number.
P14c	The matrix spike and/or the matrix spike duplicate were analyzed on a sample associated with a different LANL request number but no summary was included.
P15	Because the sample was damaged, lost, or of insufficient quantity, the laboratory was unable to analyze it.
P16	Required continuing calibration information is missing. Data may not be acceptable for use.
P19	The validator identified quality deficiencies in the reported data that require qualification.
P23B	P23B
P3	The surrogate %R value is greater than the UAL, which indicates the potential for a high bias in the results and a potential for false positive results.
P3a	The surrogate is greater than 10%R but less than the LAL, which indicates the potential for low bias in the results.
P3b	The surrogate is less than 10%R, which indicates the potential for a severely low bias in the results.
P3c	The result is less than the EQL and the surrogate %R value is greater than 10 % but less than the LAL, which indicates a potential for false negative results being reported.
P3d	The result is less than the EQL and the surrogate less than 10%R, which indicates a significant potential for false negative results.
P3e	One surrogate recovery is greater than the UAL and one surrogate recovery is less than the LAL, which indicates increased uncertainty in reported results.
P3f	The surrogate information is missing. Data may not be acceptable for use.
P4	The sample result is a detect but less than 5 times the concentration of the related analyte in the blank, which indicates that the reported detection is considered indistinguishable from blank contamination.
P46	PESTPCB_P46
P4a	The method blank or instrument blank documentation is missing.
P4b	The surrogate information is missing. Data may not be acceptable for use
P5	PESTPCB_P5
P6	PESTPCB_P6
P7	The percent relative standard deviation (%RSD) or percent difference (%D) exceeds the applicable acceptance criterion, which indicates potential quantitation problems in the analyses and the potential for false negative results.

Secondary Validation Reason Codes (continued)

Valid Reason Code	Valid Reason Description
P77	The affected analytes are considered estimated because the associated continuing calibration standard was not analyzed within 72 h of the initial analysis. This is for multicomponent analytes.
P7a	The multicomponent analyte standard was not analyzed within 72 h of a multicomponent analyte detection. Quantitation of the multicomponent detection in the sample may not be accurate.
P7b	PESTPCB_P7b
P7c	PESTPCB_P7c
P8	This analyte should be regarded as not detected because it was not confirmed on a second dissimilar column.
P8a	The required confirmation column analysis data is missing. Data may not be acceptable for use.
P9	The holding time is exceeded. The data user should conduct a technical evaluation of the data of interest with respect to the impact of exceeding the holding time. Factors to consider include sample preservation, sample storage practices, use of the data, levels of contamination found in the sample, and the physical, chemical, and biological stability of the target analytes in the sample matrix.
P913	PESTPCB_P913
P9a	The affected analytes should be regarded as estimated because the extraction holding time was exceeded by 2 times the acceptable holding time.
P9b	The results for the affected analytes are rejected because the analytical holding time was exceeded.
PC	PESTPCB_PC
PEQL	P_EQL/MDL The result should be regarded as estimated (J) because the result was less than the EQL but greater than the MDL.
PHOLD	P_HOLD_TIME
PJCST	P_J_CST
PJLAB	PJLAB_PESTPCB
PLIA	P_LIA
PNONE	No reason for historic AROCLOR data.
PNQ	P_NQ
PQCBL	P_QC_BLIND
PS10	P_Surr < 10%
PUJCS	This analyte should be regarded as not detected because the laboratory assigned a U lab qualifier. CST assigned the J qualifier, need hard copy to determine CST's reason.
PUJLA	P_U_LAB

Secondary Validation Reason Codes (continued)

Valid Reason Code	Valid Reason Description
PULAB	This analyte should be regarded as not detected because the laboratory assigned a U lab qualifier.
PV3	PESTPCB_PV3
PV4	PESTPCB_PV4
PWQ1	No MS/MSD data was included in the data package.
PWQ10	Calibration verification %D exceeded acceptance criteria but was less than 60%
PWQ11	Calibration Verification %D exceeded 60%
PWQ2	Relative percent difference of the MS/MSD is greater than the acceptance criteria.
PWQ3	The spike percent recovery value is greater than or equal to the upper acceptance limit and the result is a detect, which indicates a potential high bias in the sample results.
PWQ4	The spike percent recovery value is greater than 10% and less than the lower acceptance limit, which indicates a potential low bias in the results.
PWQ5	The spike percent recovery value is less than 10% which increases the potential for false negatives being reported. This could be caused by analytical interferences.
PWQ6	Nonspecified quality control failure; see validation report
PWQ7	The sample was improperly preserved.
PWQ8	Calibration % RSD was greater than the acceptance criteria but less than 60%
PWQ9	Calibration % RSD was greater than 60%
R 6B	RAD_R 6B
R1	The tracer /carrier %R value is < 10%.
R10	RAD_R10
R10a	RAD_R10a
R10b	RAD_R10b
R11	The results for the affected analytes should be regarded as not detected (U) because the associated sample concentration was less than 3x the 1 sigma TPU.
R11a	RAD_R11a
R11b	RAD_R11b
R11c	RAD_R11c
R11d	RAD_R11d

Secondary Validation Reason Codes (continued)

Valid Reason Code	Valid Reason Description
R14	RAD_R14
R14a	Insufficient sample volume was received for a matrix-spike analysis.
R14b	The matrix-spike analysis was not performed on a sample associated with this RN
R16	RAD_R16
R16a	Result is greater than the MDC for the following fission and activation products with half-lives less than 365 days: Ce-144, Co-57, Mn-54, Pa-233, Se-75, and Zn-65.
R16b	Result is greater than the MDC for the following radionuclides not reliably measured by gamma spectroscopy: Ac-228, Ba-140, Bi-212, I-129, La-140, Np-237, Pa-231, Pa-234, Pb-210, Pb-211, Ra,-223, Ra-224, Ra-226, and Rn-219.
R16c	Result is greater than the MDC for the following naturally occurring radionuclides that are reliably measured by gamma spectroscopy and that can provide an indication of the quality of the gamma spectroscopy measurement: Bi-211, Bi-214, K-40, Pb-212, Pb-214, Th-227, Th-234, Tl-208, and annihilation radiation.
R16d	Result is greater than the MDC for the following six radionuclides typically used by the analytical labs in their LCSs for instrument calibration and checks on instrument performance: Cd-109, Ce-139, Hg-203, Sn-113, Sr-85, and Y-88.
R19	The validator identified quality deficiencies in the reported data that require qualification.
R1a	The tracer %R value is 10%–30% inclusive and the sample result is greater than the MDA.
R1b	The tracer %R value is 10%–30% inclusive and the sample result is less than the MDA.
R1c	The MDC for the affected analytes are qualified as estimated because the associated tracer recovery was less than 30% but greater than 10% and the result is a nondetect.
R1d	The results for the affected analytes are qualified as estimated and biased high because the associated tracer yield was greater than 105%.
R1e	The tracer/carrier %R value is not reported.
R1x	The tracer %R value is less than 10%.
R1z	The tracer %R value is less than 30% but greater than 10% and the sample result is a detect.
R3	The matrix spike %R value is greater than the upper limit and the sample result is greater than the MDA.
R3TPU	P_UJ_LAB
R3a	The matrix spike %R value is less than the lower limit and the sample result is greater than the MDA.
R3b	The matrix-spike %R value is less than 10% and the result is not detected.
R3c	The matrix spike %R value is less than the lower limit and the sample result is less than the MDA.

EP2008-0257

E-33

May 2008

Periodic Monitoring Report for Ancho Watershed

Secondary Validation Reason Codes (continued)

Valid Reason Code	Valid Reason Description
R3d	The results for the affected analytes are qualified as estimated and biased low because the associate matrix spike recovery was less than the LAL but greater than 10%, and the results are detected.
R3e	The results for the affected analytes are qualified as estimated and biased low because the associate matrix spike recovery was less than the LAL but greater than 10%, and the results are nondetect.
R4	The sample result is greater than the MDA but less than 5 times the amount found in the blank.
R4a	The results for the affected analytes should be regarded as not detected (U) because the associated sample concentration is less than or equal to 5x the associated sample concentration.
R4b	Blank data is either missing from or not reported in the data record package.
R4z	The method blank information is missing. The data may be acceptable for use.
R5	Analyte is not detected because the amount reported is less than the MDC.
R5a	The MDC and/or TPU documentation is missing. Data may not be acceptable for use.
R5b	This analyte should be regarded as rejected because spectral interferences prevents positive identification of the analytes.
R6	Recovery of the analyte in the LCS is greater than the upper limit and the analyte result is greater than the MDA.
R6a	Recovery of analyte in the LCS is less than the lower limit and the analyte is greater than the MDA in the sample.
R6b	The results for the affected analytes should be regarded as rejected because the LCS %R was less than 10%.
R6c	The results for the affected analytes are qualified as estimated and biased low because the associated LCS was less than the LAL but greater than 10%, and the results are detected.
R6d	The results for the affected analytes are qualified as estimated and biased low because the associated LCS was less than the LAL but greater than 10%, and the results are nondetect.
R6e	The LCS data is missing from the data record package.
R7	The duplicate information is missing. Data may not be acceptable for use.
R7a	The results for the affected analytes are qualified as estimated because the associated duplicate results were prepared separately from the original analysis.
R7b	The duplicate and sample results have a DER (duplicate error ratio) that is greater than 2.0.
R7c	The affected analytes are qualified as rejected because the RER was greater than 4
R8	RAD_R8
R9	The results for the affected analytes should be regarded as estimated because the holding time was exceeded.

Secondary Validation Reason Codes (continued)

Valid Reason Code	Valid Reason Description
R96	RAD_R96
R9a	The results for the affected analytes should be regarded as rejected because the holding time was exceeded by 2 times the method published holding times.
R9b	RAD_R9b
RA	R_Accidentally_
RB7	RAD_RB7
RC0TP	R_CST_ZERO_TPU
RC0UN	R_CST_0_UNC
RI14a	RAD_RI14a
RI14b	RAD_RI14b
RI3	RAD_RI3
RI3a	RAD_RI3a
RI4	RAD_RI4
RI5	RAD_RI5
RI6	RAD_RI6
RIA	RAD_RIA
RIB	RAD_RIB
RJCST	R_J_CST
RJLAB	R_J_LAB
RLIA	R_LIA
RNONE	No reason for historic RAD data.
RNQ	R_NQ
RPA	RAD_RPA
RQCBL	RQCBL_RAD
RQCMX	R_Samp_QC_Mixed
RRLAB	R Lab RAD

Secondary Validation Reason Codes (continued)

Valid Reason Code	Valid Reason Description
RSQLP	RAD_SQLPLUR9B
RT30	R_Tracer < 30%
RUJCS	This analyte should be regarded as not detected because the laboratory assigned a U lab qualifier. CST assigned the J qualifier, need hard copy to determine CST's reason.
RUJLA	RUJLA_RAD
RULAB	This analyte should be regarded as not detected because the laboratory assigned a U lab qualifier.
RUP_R	RAD: Units and matrix inconsistent.
RWQ1	Planchets were flamed
RWQ2	Result values are less than 3 times the MDC
RWQ3	Less than the negative MDC
RWQ4	Planchets were not flamed
RWQ5	The tracer %R value is greater than 105% but less than 125%
RWQ6	The tracer %R value is greater than 125%
RWQ7	Nonspecified quality control failure; see validation report
RZUNC	R_ZERO_UNCERT
R_MDA	R_MDA
Rb	RAD_Rb
SEQLM	The result should be regarded as estimated (J) because the result was less than the EQL but greater than the MDL.
SHOLD	SHOLD
SJCST	SJCST
SJLAB	SJLAB
SNQ	SNQ
SPECT	HEXP_SPECTRAL MATCH
SQCBL	SQCBL
SQLPL	RAD_SQLPLUR9B
SRO9	ORGANIC_SRO9

Secondary Validation Reason Codes (continued)

Valid Reason Code	Valid Reason Description
SSU10	SSU10
SUJCS	This analyte should be regarded as not detected because the laboratory assigned a U lab qualifier. CST assigned the J qualifier, need hard copy to determine CST's reason.
SUJLA	SUJLA
SULAB	SULAB
SV0	The IS retention time has shifted by more than ?30 sec, which could affect compound identification and result in false positives or negatives.
SV1	The IS area count for the quantitating IS is outside the $-50\% \pm 100\%$ window in relation to the previous continuing calibration, which could affect the quantitation accuracy of the associated analytes and the correct quantitation of surrogate %R values.
SV10	The affected analytes are considered suspect because the sample was diluted without any target analytes identified due to matrix interference.
SV11	TICs are not reported but were requested by ER Project. The validator contacted the laboratory that had not provided TICs.
SV12	The LCS documentation is missing. Data may not be acceptable for use.
SV12a	The LCS percent recovery was less than 10%.
SV12b	The LCS percent recovery was less than the LAL but greater than 10% and the result is detected.
SV12c	The LCS percent recovery was less than the LAL but greater than 10% and the result is not detected.
SV12d	The affected analytes should be regarded as estimated and biased high because the LCS percent recovery was greater than the UAL.
SV13c	SVOC_SV13c
SV15	Because the sample was damaged, lost, or of insufficient quantity, the laboratory was unable to analyze it.
SV16	Required calibration information is missing or samples were analyzed on an expired calibration. Data may not be acceptable for use.
SV16a	The results for the affected analytes are rejected because the instrument performance sample (DFTPP) did not pass method acceptance criteria
SV19	The affected analytes are qualified because the data validator identified quality deficiencies in the reported data.
SV1a	The area count for the quantitating IS is less than 50% of the area count for the previous continuing calibration, greatly increasing the potential for false negative results.
SV1b	The area count for the quantitating IS is greater than 200% of the area count for the previous continuing calibration.
SV2	The quantitating IS area count is less than 10% of the expected value, which indicates increased potential for false negative results and other possible problems with sample quantitation.
SV2a	Required IS information is missing. Data may not be acceptable for use.
SV2c	SVOC_SV2c

EP2008-0257

E-37

May 2008

Periodic Monitoring Report for Ancho Watershed

Secondary Validation Reason Codes (continued)

Valid Reason Code	Valid Reason Description
SV3	The %R values for two or more surrogates in either SV fraction is greater than the UAL, which indicates the potential for high bias in the results and the potential for false positive results.
SV3a	Two or more surrogates in either SV fraction are greater than or equal to 10%R but less than the LAL, which indicates the potential for low bias in the results.
SV3b	A surrogate in the related fraction is less than 10%R, and the result is a detect, which indicates the potential for severely low bias in the results.
SV3c	The result is a nondetect and two or more surrogates are greater than or equal to 10%R but less than the LAL, which indicates increased potential for false negative results.
SV3d	The result is a nondetect and a surrogate in the related fraction is less than 10%R, which indicates a greatly increased potential for false negative results.
SV3e	The %R value of one surrogate in a fraction is greater than the UAL and one is less than the LAL but greater than or equal to 10%R, which indicates a greater than normal uncertainty in the results.
SV3f	Required surrogate information is missing. Data may not be acceptable for use.
SV4	The sample result is greater than the EQL and less than or equal to 5 times (10 times for common phthalates) the concentration of the related analyte in the blank, which indicates the reported detection is considered indistinguishable from contamination in the blank.
SV4a	The affected analytes are considered estimated and biased high because this analyte was identified in the method blank but was greater than 5x (10x for common lab contaminants).
SV4b	Required method blank information is missing. Data may not be acceptable for use.
SV5	The sample result is less than the EQL and less than or equal to 5 times (10 times for common phthalates) the concentration of the analyte in the blank, which indicates the detected result was indistinguishable from contamination in the blank.
SV5a	Method-blank data is missing, or method blank was not analyzed. Data may not be acceptable for use.
SV5v7	SVOC_SV5v7a
SV6	SVOC_SV6
SV6b	SVOC_SV6b
SV7	The affected results were not analyzed with a valid 5 point calibration curve and/or a standard at the reporting limit.
SV7a	The affected analytes were analyzed with a initial calibration curve that exceeded the %RSD criteria and/or a continuing calibration standard that exceeded %D criteria.
SV7b	The affected analytes were analyzed with a RRF of less than 0.05.
SV8	The affected analyte is considered not detected because mass spectrum did not meet specifications.

Secondary Validation Reason Codes (continued)

Valid Reason Code	Valid Reason Description
SV8a	The mass spectrum documentation is missing. Data may not be acceptable for use.
SV9	The extraction holding time is exceeded. The data user should evaluate the data of interest with respect to the effect of exceeding the holding time. Factors to consider include sample preservation, sample storage practices, use of the data, levels of contamination found in the sample, and the physical, chemical, and biological stability of the target analytes in the sample matrix.
SV9a	The affected analytes are regarded as rejected because the extraction holding time was exceeded by 2 times the method published holding time requirements.
SV9b	The affected analytes are regarded as rejected because the analytical holding time was exceeded.
SVA	SVOC_SVA
SVC	SVOC_SVC
SVD	SVOC_SVD
SVI	SVOC_SVI
SVIA	SVOC_SVIA
SVNON	No reason for historic SVOC data.
SVPM	SVOC_SVPM
SVS	SVOC_SVS
SVV12	SVOC_SVV12a
SVV1a	SVOC_SVV1a
SVV3	SVOC_SVV3
SVV4	SVOC_SVV4
SVV5	SVOC_SVV5
SVV7a	SVOC_SVV7a
SVV9	SVOC_SVV9
SVVS1	SVOC_SVVS1a
SWQ1	Relative percent difference of the MS/MSD is greater than the acceptance criteria.
SWQ10	Calibration Verification %D exceeded 60%
SWQ11	The LCS recovery was greater than the acceptance criteria

Secondary Validation Reason Codes (continued)

Valid Reason Code	Valid Reason Description
SWQ2	The spike percent recovery value is greater than or equal to the upper acceptance limit and the result is a detect, which indicates a potential high bias in the sample results.
SWQ3	The spike percent recovery value is greater than 10% and less than the lower acceptance limit, which indicates a potential low bias in the results.
SWQ4	The spike percent recovery value is less than 10% which increases the potential for false negatives being reported. This could be caused by analytical interferences.
SWQ5	Nonspecified quality control failure; see validation report
SWQ6	The sample was improperly preserved.
SWQ7	Calibration % RSD was greater than the acceptance criteria but less than 60%
SWQ8	Calibration %RSD exceeded 60%
SWQ9	Calibration Verification %D was greater than the acceptance criteria but less than 60%
UNK	Unknown
U_LAB	The analytical laboratory qualified the analyte as not detected.
V	VOC_V
V+	VOC_V+
V0	The IS retention time has shifted by more than 30 seconds, which could affect compound identification and cause false positives or negatives to be reported.
V1	The IS area count for the quantitating IS is outside the $-50\% \pm 100\%$ window in relation to the previous continuing calibration. This condition could affect the quantitation accuracy of the associated analytes.
V10	The affected analytes are considered suspect because the sample was diluted without any target analytes identified due to matrix interference.
V11	TICs are not reported by the analytical laboratory but were requested by the ER Project. The analytical laboratory was contacted and TICs were not provided.
V12	The LCS documentation is missing. The data may not be acceptable for use.
V126	VOC_V126
V12a	The LCS percent recovery was less than 10%.
V12b	The LCS percent recovery was less than the LAL but greater than 10%. The result is biased low and is detected.
V12c	The LCS percent recovery was less than the LAL but greater than 10%. The result was not detected.
V12d	The LCS percent recovery was greater than the UAL. The result is detected and biased high.

May 2008

E-40

EP2008-0257

Periodic Monitoring Report for Ancho Watershed

Secondary Validation Reason Codes (continued)

Valid Reason Code	Valid Reason Description
V14a	Insufficient sample volume was received for a matrix spike and/or a matrix spike duplicate analysis.
V14b	The matrix spike and/or the matrix spike duplicate analysis was not performed on a sample associated with a LANL request number.
V14c	The matrix spike and/or the matrix spike duplicate was analyzed on a sample associated with a different LANL request number but no summary was included.
V15	Because the sample was damaged, lost, or of insufficient quantity, the laboratory was unable to analyze it.
V16	Required calibration information is missing or samples were analyzed on an expired calibration. Data may not be acceptable for use.
V16a	The results should be regarded as rejected because the BFB instrument performance sample did not pass method acceptance criteria.
V19	The validator identified quality deficiencies in the reported data that require qualification.
V1a	The area count for the quantitating IS is less than 50% of the area count for the previous continuing calibration, greatly increasing the potential for false negative results.
V1b	This analyte should be regarded as estimated because the IS failed high.
V1c	VOC_V1c
V1s	VOC_V1s
V2	The quantitating IS area is less than 10% of the expected value, which indicates an increased potential for false negative results and possibly other problems with sample quantitation.
V2a	Required IS information is missing. Data may not be acceptable for use.
V3	The surrogate percent recovery is greater than the UAL, which indicates the potential for a high bias in the results and the potential for false positive results.
V3a	The surrogate is less than the LAL but greater than or equal to 10%R, which indicates the potential for a low bias in the results.
V3b	The surrogate is less than 10%R and the result is a detect, which indicates the potential for a severely low bias in the results.
V3c	The surrogate is less than LAL and the result is a nondetect, which indicates the potential for a low bias in the results.
V3d	The surrogate is less than 10%R and the result is a nondetect, which indicates a greatly increased potential for false negative results.
V3e	At least one surrogate is greater than the UAL and one surrogate is less than the LAL, which indicates a greater than normal degree of uncertainty in the result.
V3f	Required surrogate information is missing. Data may not be acceptable for use.
V4	The sample result is less than or equal to 5 times (10 times for acetone, methylene chloride, and 2-butanone) the concentration of the related analyte in the method blank, which indicates the reported detection is considered indistinguishable from contamination in the blank.

Secondary Validation Reason Codes (continued)

Valid Reason Code	Valid Reason Description
V4a	The affected analytes are considered estimated and biased high because this analyte was identified in the method blank but was greater than 5x (10x for common lab contaminants).
V4b	Required method blank information is missing. Data may not be acceptable for use.
V5	VOC_V5
V5a	Method-blank data is missing, or method blank was not analyzed. Data may not be acceptable for use.
V5c	VOC_V5c
V6b	VOC_V6b
V7	The affected results were not analyzed with a valid 5 point calibration curve and/or a standard at the reporting limit.
V76	VOC_V76
V78	VOC_V78
V7a	The affected analytes were analyzed with a initial calibration curve that exceeded the %RSD criteria and/or a continuing calibration standard that exceeded %D criteria.
V7b	The affected analytes were analyzed with a RRF of less than 0.05.
V8	The affected analyte is considered not detected because mass spectrum did not meet specifications.
V8a	The mass spectrum documentation is missing. Data may not be acceptable for use.
V9	The analytical and/or extraction holding time is exceeded. The data user should evaluate the data of interest with respect to the effects of exceeding the holding time. Factors to consider include sample preservation, sample storage practices, use of the data, levels of contamination found in the sample, and the physical, chemical, and biological stability of the target analytes in the sample matrix.
V9a	The affected analytes are regarded as rejected because the analytical/extraction holding time was exceeded by 2x the method published holding time requirements.
VC4	VOC_VC4
VEQL	The result should be regarded as estimated (J) because the result was less than the EQL, but greater than the MDL.
VI1	VOC_VI1
VI4	VOC_VI4
VI45	VOC_VI45
VIA	VOC_VIA
VIC	VOC_VIC

May 2008

E-42

EP2008-0257

Secondary Validation Reason Codes (continued)

Valid Reason Code	Valid Reason Description
VJCST	VJCST
VJLAB	VJLAB
VLA	VOC_VLA
VNONE	No reason for historic VOC data.
VNQ	VNQ
VO	VOC_VO
VP	VOC_VP
VQCBL	VQCBL
VR5	VOC_VR5
VR7b	VOC_VR7b
VS	VOC_SPECTRUM
VSV1	VOC_VSV1
VSV1a	VOC_VSV1a
VSV3b	VOC_VSV3b
VSV3c	VOC_VSV3c
VSV4	VOC_VSV4
VSV5	VOC_VSV5
VSV7	VOC_VSV7
VSV7a	VOC_VSV7a
VU7a	VOC_VU7a
VUCST	VUCST
VUJCS	This analyte should be regarded as not detected because the laboratory assigned a U lab qualifier. CST assigned the J qualifier, need hard copy to determine CST's reason.
VUJLA	VUJLA
VULAB	This analyte should be regarded as not detected because the laboratory assigned a U lab qualifier.
VUP_R	VOC: Units and matrix inconsistent.

Secondary Validation Reason Codes (continued)

Valid Reason Code	Valid Reason Description
VWQ1	Relative percent difference of the MS/MSD is greater than the acceptance criteria.
VWQ10	Calibration Verification %D exceeded 60%
VWQ11	The LCS recovery was greater than the acceptance criteria
VWQ2	The spike percent recovery value is greater than or equal to the upper acceptance limit but and the result is a detect, which indicates a potential high bias in the sample results.
VWQ3	The spike percent recovery value is greater than 10% and less than the lower acceptance limit, which indicates a potential low bias in the results.
VWQ4	The spike percent recovery value is less than 10% which increases the potential for false negatives being reported. This could be caused by analytical interferences.
VWQ5	Nonspecified quality control failure; see validation report
VWQ6	The sample was improperly preserved.
VWQ7	Calibration % RSD was greater than the acceptance criteria but less than 60%
VWQ8	Calibration %RSD exceeded 60%
VWQ9	Calibration Verification %D was greater than the acceptance criteria but less than 60%

**Table E-1
Surface-Water Metal**

Location	Date	Analyte	Field Preparation Code	Field QC Type Code	Result	Mdl	Unit	Lab Qualifier Code	Secondary Flag Code	Secondary Reason Code	Analytical Method Code	NM Aquatic Chronic 100 mg (F)	Ratio (Result/Scr Level)
Rio de los Frijoles at Bandelier (E350)	10/31/07	Al	F	—*	73.2	68	µg/L	J	—	—	SW-846:6010B	87	0.84
Frijoles at Rio Grande	09/26/07	Al	F	—	146	68	µg/L	J	—	—	SW-846:6010B	87	1.68

* = None.

**Table E-2
Surface Water Perchlorate**

Location	Date	Field QC Type Code	Fld Prep Code	Analytical Method Code	Result	Mdl	Unit	Dilution Factor	Lab Qualifier Code	Secondary Flag Code	Secondary Reason Code
Ancho at Rio Grande	09/25/07	—*	F	SW-846:6850	0.143	0.05	µg/L	1	J	—	—
Frijoles at Rio Grande	09/26/07	—	F	SW-846:6850	0.0621	0.05	µg/L	1	J	—	—
Rio de los Frijoles at Bandelier (E350)	10/31/07	—	F	SW-846:6850	0.101	0.05	µg/L	1	J	—	—

* = None.

**Table E-3
Groundwater Metals**

Zone	Location	Well Class	Port Depth (ft)	Date	Analyte	Field Preparation Code	Field QC Type Code	Symbol	Result	Mdl	Unit	Lab Qualifier Code	Secondary Flag Code	Secondary Reason Code	Analytical Method Code	EPA MCL	Ratio (Result/Scr Level)
Regional	DT-9	SINGLE	1040	11/02/07	Pb	UF	FD	—*	8.5	0.5	µg/L	—	—	—	SW-846:6020	15	0.57

* = None.

**Table E-4
Groundwater Organics**

Zone	Location	Well Class	Port Depth (ft)	Date	Field QC Type Code	Field Preparation Code	Analytical Suite Code	Analyte	Symbol	Result	Mdl	Unit	Dilution Factor	Lab Qualifier Code	Secondary Flag Code	Secondary Reason Code	Analytical Method Code	EPA MCL	Ratio (Result/Scr Level)	EPA Tap Scr Lvl (C)	Ratio (Result/Scr Level)	EPA Tap Scr Lvl (N)	Ratio (Result/Scr Level)
Regional	DT-9	SINGLE	1040	11/02/07	—	UF	SVOA	Bis(2-ethylhexyl)phthalate	—*	2.26	2.11	µg/L	1	J	—	—	SW-846:8270C	6	0.38	48	0.05	—	—
Regional	R-31	MULTI	830.9	11/02/07	EQB	UF	VOA	Carbon Disulfide	—	1.38	1.25	µg/L	1	J	—	—	SW-846:8260B	—	—	—	—	1040	—

* = None.

**Table E-5
Groundwater Perchlorate**

Zone	Location	Well Class	Port Depth (ft)	Date	Field QC Type Code	Field Preparation Code	Analytical Method Code	Symbol	Result	Mdl	Unit	Dilution Factor	Lab Qualifier Code	Secondary Flag Code	Secondary Reason Code
Regional	DT-5A	SINGLE	1172	11/10/07	—*	F	SW-846:6850	—	0.253	0.05	µg/L	1	—	J-	LMS3
Regional	DT-9	SINGLE	1040	11/02/07	—	F	SW-846:6850	—	0.272	0.05	µg/L	1	—	—	—
Regional	DT-9	SINGLE	1040	11/02/07	FD	F	SW-846:6850	—	0.27	0.05	µg/L	1	—	—	—
Regional	DT-10	SINGLE	1080	10/30/07	—	F	SW-846:6850	—	0.177	0.05	µg/L	1	J	—	—
Regional	R-31	MULTI	831	11/02/07	—	F	SW-846:6850	—	0.239	0.05	µg/L	1	—	—	—
Regional	R-31	MULTI	831	11/02/07	EQB	UF	SW-846:6850	<	0.05	0.05	µg/L	1	U	—	—

* = None.

**Table E-6
Groundwater Radionuclides**

Zone	Location	Well Class	Port Depth (ft)	Date	Analyte	Field Preparation Code	Field QC Type Code	Symbol	Result	Uncertainty	Mda	Unit	Analytical Method Code	Lab Qualifier Code	Secondary Flag Code	Secondary Reason Code	DOE DCG	Ratio (Result/Scr Level)	DOE DW DCG	Ratio (Result/Scr Level)	EPA PRIM MCL	Ratio (Result/Scr Level)	NMWWCC STD	Ratio (Result/Scr Level)	NMED Radiation Protection	Ratio (Result/Scr Level)
Regional	DT-5A	SINGLE	1172	11/10/07	Ra-228	UF	—*	—	1.13	0.264	0.546	pCi/L	EPA:904	—	J	RWQ2	100	0.01	4	0.28	5	0.23	30	0.04	60	0.02
Regional	DT-9	SINGLE	1040	11/02/07	Ra-226	UF	FD	—	0.91	0.269	0.669	pCi/L	EPA:903.1	—	J	RWQ2	100	0.01	4	0.23	5	0.18	30	0.03	60	0.02
Regional	DT-9	SINGLE	1040	11/02/07	Ra-226	UF	—	—	0.837	0.273	0.712	pCi/L	EPA:903.1	—	J	RWQ2	100	0.01	4	0.21	5	0.17	30	0.03	60	0.01
Regional	DT-9	SINGLE	1040	11/02/07	Ra-228	UF	FD	—	1.16	0.256	0.498	pCi/L	EPA:904	—	J	RWQ2	100	0.01	4	0.29	5	0.23	30	0.04	60	0.02
Regional	DT-9	SINGLE	1040	11/02/07	Ra-228	UF	—	—	2.24	0.427	0.792	pCi/L	EPA:904	—	J	RWQ2	100	0.02	4	0.56	5	0.45	30	0.07	60	0.04
Regional	R-31	MULTI	830.9	11/02/07	Ra-226	UF	—	—	0.411	0.139	0.369	pCi/L	EPA:903.1	—	J	RWQ2	100	—	4	0.1	5	0.08	30	0.01	60	0.01
Regional	R-31	MULTI	830.9	11/02/07	Ra-228	UF	—	—	0.581	0.171	0.405	pCi/L	EPA:904	—	J	RWQ2	100	0.01	4	0.15	5	0.12	30	0.02	60	0.01

* = None.

Appendix F

Investigation-Derived Waste Management

F-1.0 INTRODUCTION

This appendix describes the storage and disposal of investigation-derived waste (IDW) generated during this periodic groundwater monitoring event conducted in the Ancho Watershed under the Los Alamos National Laboratory (the Laboratory) Interim Facility-Wide Groundwater Monitoring Plan (IFGMP). IDW is waste generated as a result of field investigation activities and may include, but is not limited to, purge water; contact waste, consisting of contaminated personal protective equipment (PPE), sampling supplies, plastic, and paper; fluids from the decontamination of PPE and sampling equipment; and all other wastes potentially contacting contaminants. IDW generated during implementation of the IFGMP is managed to protect human health and the environment, comply with applicable regulatory requirements, and adhere to Laboratory waste minimization goals. The wastes are managed in accordance with the Ancho Watershed groundwater monitoring waste characterization strategy form (WCSF), submitted in the August 2007 "Ancho Watershed Periodic Monitoring Report" (PMR) (NMED 2007, 098481). The WCSF provides information on IDW characterization, management, containerization, analytical methods, and estimated waste volumes. The Laboratory's 2007 "Los Alamos National Laboratory Hazardous Waste Minimization Report" (LANL 2006, 096015) is implemented during groundwater monitoring to minimize waste generation. The plan is updated annually as a requirement of Module VIII of the Laboratory's Hazardous Waste Facility Permit.

F-2.0 WASTE DETERMINATION

IDW characterization is completed through review of existing data and/or documentation and sampling of the media being investigated (i.e., groundwater). The groundwater analyses are augmented, as needed, by direct sampling of containerized purge waters to fulfill a treatment or disposal facility's waste acceptance criteria (WAC). Under the 2007 IFGMP, the wastes from each sampling event were initially managed as hazardous wastes until the analytical data for that event were available. However, multiple analyses showed that the groundwater (and therefore the wastes) for a number of the wells were not hazardous. The 2007 IFGMP recognized this and allowed the number of sampling events used to make Resource Conservation and Recovery Act (RCRA) waste determinations to be based on acceptable knowledge (AK) of groundwater conditions within a watershed in the area of a well. AK includes reviews of existing analytical data and may also include source term/process identification performed to identify whether the water contains hazardous waste in accordance with 40 Code of Federal Regulations 262.11 (incorporated by 20.4.1.300 New Mexico Administrative Code).

F-3.0 WASTE MANAGEMENT

All IDW generated during this periodic monitoring event is being managed in accordance with applicable Environmental Programs—Waste and Environmental Services (EP-WES) and Environmental Protection Water Quality and Resource Conservation Recovery Group (ENV-RCRA) standard operating procedures (SOPs). These SOPs incorporate the requirements of all applicable U.S. Environmental Protection Agency (EPA) and New Mexico Environment Department (NMED) regulations, U.S. Department of Energy (DOE) orders, and Laboratory implementation requirements.

SOPs applicable to the characterization and management of IDW are the following:

- ENV-RCRA-SOP-010.0, Land Application of Groundwater (<http://int.lanl.gov/orgs/env/rcra/docs/qa/ENV-RCRA-SOP-010-R0.pdf>)

- EP-ERSS-SOP-5022, Characterization and Management of Environmental Restoration Project Waste, which replaces SOP-1.06 and SOP-1.10 (http://int.lanl.gov/environment/all/docs/qa/ep_qa/EP-ERSS-SOP-5022.pdf)

The IDW streams associated with groundwater monitoring are identified in Table F-1 and are briefly described below. Table F-1 summarizes the waste types, volumes, characterization methods, methods of on-site management, and disposition path for each of the waste streams. Only the wastes generated during this particular monitoring event are detailed in this section and in Table F-1. The number of samples used to make the waste determination varies by well, depending on the classifications described under the Waste Determination section, above. If the waste has not yet been characterized or shipped to the destination where it will be treated and/or disposed of, "Pending" appears in the Disposition Status column of Table F-1.

Purge water: The purge water waste stream consists of groundwater purged from wells in the Ancho Watershed before sampling to ensure that representative samples are collected. Purge water is being managed and characterized in accordance with the WCSF and ENV-RCRA-SOP-010.0, Land Application of Groundwater. ENV-RCRA-SOP-010.0 implements the notice of intent (NOI) decision tree, which was approved by the NMED Ground Water Quality Bureau and Hazardous Waste Bureau on November 21, 2006.

During the monitoring activity, purge water was collected and containerized as it was removed from the wells. If purge water at a specific well has met the requirements for land application, it may have been directly land applied, or it may have been containerized before land application. The type of container used depends on the volume of purge water expected and includes 5-gal. carboys, 55-gal. drums, and other containers. U.S. Department of Transportation- (DOT-) approved containers are used, as appropriate, for transport. The containers of purge water are managed in accordance with their classification as hazardous, mixed, nonhazardous, or radioactive waste, as follows.

- If purge water is hazardous or mixed waste, it is placed in registered hazardous waste accumulation areas that may be at the location of the wells or may be at other locations at the Laboratory. Unless a "contained-in" is granted by NMED (decision point D5 of the NOI decision tree) or investigation of the sources of the contamination determines that the waste does not contain hazardous waste, the hazardous waste is treated or disposed of at a permitted off-site treatment, storage, and disposal (TSD) facility.
- Purge water that has been determined to be nonhazardous, including those for which a contained-in determination has been granted by NMED, are evaluated using ENV-RCRA-SOP-1.10 for land disposal. If land application criteria are met, the purge water is land applied as specified in the NOI decision tree. If land application criteria cannot be met, the purge water is transported and disposed of at on-site facilities, if possible, or at off-site facilities if the WACs of on-site facilities cannot be met (disposal pathways P3-P9 of the NOI decision tree).

Contact waste: The contact waste stream consists of wastes that "contacted" potentially contaminated environmental media (i.e., purge water) and cannot be decontaminated. It consists primarily of contaminated PPE (primarily gloves); disposable sampling supplies; and dry decontamination wastes, such as paper items. Contact waste is stored in containers (e.g., 55-gal. drums) at monitoring sites or at a consolidated accumulation area. DOT-approved containers are used, as appropriate, for transport. Characterization of this waste stream is being performed through AK of the waste materials, the methods of generation, and the levels of contamination observed in the environmental media (e.g., the results of analysis of associated water samples), and, if necessary, direct sampling of the containerized waste. The containers of purge water are managed in accordance with their classification as nonhazardous/nonradioactive, hazardous, mixed, or radioactive waste, as follows.

- Contact waste that has been in contact with nonhazardous, nonradioactive groundwater is disposed of at a New Mexico solid waste landfill using waste profile form (WPF) 39268, a copy of which was included in the August 2007 Ancho Watershed PMR (LANL 2007, 098481).
- If the contact wastes are hazardous or mixed wastes, they are placed in registered hazardous waste accumulation areas that may be at the location of the wells or may be at other locations at the Laboratory. Unless a contained-in is granted by NMED (decision point D5 of the NOI decision tree) or investigation of the sources of the contamination determines that the waste does not contain hazardous waste, the waste is treated or disposed of at a permitted off-site TSD facility.
- If the contact wastes are nonhazardous but contain elevated radioactivity, the contact wastes may be designated as low-level radioactive waste and disposed of at Technical Area 54 (TA-54) Area G. Radioactive contact waste must be placed in registered radioactive accumulation areas that may be at the location of the wells or may be at other locations at the Laboratory. If the LANL Green Is Clean program verifies that the contact waste is nonradioactive, it is disposed of at a New Mexico solid waste landfill.

Decontamination fluids: Consistent with waste minimization practices, the Laboratory employs dry decontamination methods to the extent possible. However, if dry decontamination cannot be performed, liquid decontamination is used. The decontamination fluids waste stream consists of decontamination solutions and rinse waters such as deionized water and Alconox. Liquid decontamination wastes are collected in containers at the point of generation. The decontamination fluids waste stream are characterized through AK of the waste materials, the levels of contamination observed in the environmental media (e.g., the results of the associated water samples), and, if necessary, direct sampling of the containerized waste. These wastes receive the same designation as the associated purge water. The containers of decontamination fluids are managed in accordance with their classification as nonhazardous, hazardous, mixed, or radioactive waste, as follows.

- Nonhazardous/nonradioactive decontamination fluids may be sent to Sanitary Waste System, Sanitary or Effluent Reclamation Facility. The Radioactive Liquid Waste Treatment Facility or the TA-53 evaporation basins treat radioactive wastewaters. Radioactive wastewaters must be placed in registered radioactive accumulation areas that may be at the location of the wells or may be at other locations at the Laboratory. If the decontamination fluids do not meet the WAC for these facilities, they are sent off-site for treatment and/or disposal.
- If the wastes are hazardous or mixed waste, they are placed in registered hazardous waste accumulation areas that may be at the location of the wells or may be at other locations at the Laboratory. Unless a contained-in is granted by NMED (decision point D5 of the NOI decision tree) or investigation of the sources of the contamination determines that the waste does not contain hazardous waste, the waste is treated or disposed of at a permitted off-site TSD facility.

F-4.0 REFERENCES

The following list includes all documents cited in this appendix. Parenthetical information following each reference provides the author(s), publication date, and ER ID number. This information is also included in text citations. ER ID numbers are assigned by the Environmental Programs Directorate's Records Processing Facility (RPF) and are used to locate the document at the RPF and, where applicable, in the master reference set.

Copies of the master reference set are maintained at the NMED Hazardous Waste Bureau; the U.S. Department of Energy–Los Alamos Site Office; the U.S. Environmental Protection Agency, Region 6; and the Directorate. The set was developed to ensure that the administrative authority has all material needed to review this document, and it is updated with every document submitted to the administrative authority. Documents previously submitted to the administrative authority are not included.

LANL (Los Alamos National Laboratory), November 2006. "Los Alamos National Laboratory Hazardous Waste Minimization Report," Los Alamos National Laboratory document LA-UR-06-8175, Los Alamos, New Mexico. (LANL 2006, 096015)

NMED (New Mexico Environment Department), September 6, 2007. "Periodic Monitoring Report for Ancho Watershed, November 27-December 8, 2006," New Mexico Environment Department letter to D. Gregory (DOE-LASO) and D. McInroy (LANL) from J.P. Bearzi (NMED-HWB), Santa Fe, New Mexico. (NMED 2007, 098481)

**Table F-1
Summary of IDW Generation and Management**

Waste Stream	Waste Type	Volume	Characterization Method	On-Site Management	Disposition Status
Purge water	Nonhazardous, Nonradioactive	6193 gal.	Analytical results from groundwater monitoring samples and AK	Originally managed conservatively and collected in containers, stored at satellite accumulation areas, or at less-than-90-d accumulation areas. These wastes have been determined to be nonhazardous, based on date review, due diligence, or approved contained-in documentation. The containers and accumulation areas have been downgraded to nonhazardous.	Pending land application or WPF approval.
Spent PPE and disposable sampling supplies	Nonhazardous, Nonradioactive	0.05 yd ³ (11 gal.)	AK	Zip-lock baggies accumulated in containers	Disposed of at New Mexico solid waste landfill; WPF #39268*
Decontamination fluids	Nonhazardous, Nonradioactive	4 gal.	Analytical results from groundwater monitoring samples and AK	Collected in 250-mL to 1-gal. bottles, stored in 55-gal. drums at accumulation areas	Pending data review, due diligence, contained-in review, or WPF approval

Notes: Volumes recorded represent volumes generated during this particular sample event. The associated disposal documents record volumes for multiple sample events.

* The existing WPF was submitted in the August 2007 PMR.

Appendix G

*Analytical Reports and Previously Unreported Data
(on DVD included with this document)*

DVD Table of Contents

Request	Suite	Sample	Date	Location
194654	GENINORG	GF070900PGRA01	9/25/2007	Ancho at Rio Grande
194654	GENINORG	GF070900PGRF01	9/26/2007	Frijoles at Rio Grande
194654	GENINORG	GU070900PGRA01	9/25/2007	Ancho at Rio Grande
194654	GENINORG	GU070900PGRF01	9/26/2007	Frijoles at Rio Grande
194654	HERB	GU070900PGRA01	9/25/2007	Ancho at Rio Grande
194654	HERB	GU070900PGRF01	9/26/2007	Frijoles at Rio Grande
194654	HEXP	GU070900PGRA01	9/25/2007	Ancho at Rio Grande
194654	HEXP	GU070900PGRF01	9/26/2007	Frijoles at Rio Grande
194654	METALS	GF070900PGRA01	9/25/2007	Ancho at Rio Grande
194654	METALS	GF070900PGRF01	9/26/2007	Frijoles at Rio Grande
194654	METALS	GU070900PGRA01	9/25/2007	Ancho at Rio Grande
194654	METALS	GU070900PGRF01	9/26/2007	Frijoles at Rio Grande
194654	PEST/PCB	GU070900PGRA01	9/25/2007	Ancho at Rio Grande
194654	PEST/PCB	GU070900PGRF01	9/26/2007	Frijoles at Rio Grande
194654	RAD	GF070900PGRA01	9/25/2007	Ancho at Rio Grande
194654	RAD	GF070900PGRF01	9/26/2007	Frijoles at Rio Grande
194654	RAD	GU070900PGRA01	9/25/2007	Ancho at Rio Grande
194654	RAD	GU070900PGRF01	9/26/2007	Frijoles at Rio Grande
194654	SVOA	GU070900PGRA01	9/25/2007	Ancho at Rio Grande
194654	SVOA	GU070900PGRF01	9/26/2007	Frijoles at Rio Grande
194654	VOA	GU070900PGRA01	9/25/2007	Ancho at Rio Grande
194654	VOA	GU070900PGRA01-FTB	9/25/2007	Ancho at Rio Grande
194654	VOA	GU070900PGRF01	9/26/2007	Frijoles at Rio Grande
194654	VOA	GU070900PGRF01-FTB	9/26/2007	Frijoles at Rio Grande
196782	GENINORG	GF071000G01T01	10/30/2007	Test Well DT-10
196782	GENINORG	GU071000G01T01	10/30/2007	Test Well DT-10
196782	HERB	GU071000G01T01	10/30/2007	Test Well DT-10
196782	HEXP	GU071000G01T01	10/30/2007	Test Well DT-10
196782	HEXP	GU071000G01T01-FB	10/30/2007	Test Well DT-10
196782	METALS	GF071000G01T01	10/30/2007	Test Well DT-10
196782	METALS	GU071000G01T01	10/30/2007	Test Well DT-10
196782	PEST/PCB	GU071000G01T01	10/30/2007	Test Well DT-10
196782	PEST/PCB	GU071000G01T01-FB	10/30/2007	Test Well DT-10
196782	RAD	GF071000G01T01	10/30/2007	Test Well DT-10
196782	RAD	GU071000G01T01	10/30/2007	Test Well DT-10
196782	SVOA	GU071000G01T01	10/30/2007	Test Well DT-10
196782	SVOA	GU071000G01T01-FB	10/30/2007	Test Well DT-10
196782	VOA	GU071000G01T01	10/30/2007	Test Well DT-10
196782	VOA	GU071000G01T01-FB	10/30/2007	Test Well DT-10

Periodic Monitoring Report for Ancho Watershed

Request	Suite	Sample	Date	Location
196782	VOA	GU071000G01T01-FTB	10/30/2007	Test Well DT-10
196890	GENINORG	GF071000P35001	10/31/2007	Rio de los Frijoles at Bandelier
196890	GENINORG	GU071000P35001	10/31/2007	Rio de los Frijoles at Bandelier
196890	HERB	GU071000P35001	10/31/2007	Rio de los Frijoles at Bandelier
196890	HEXP	GU071000P35002	10/31/2007	Rio de los Frijoles at Bandelier
196890	HEXP	GU071000P35002-FB	10/31/2007	Rio de los Frijoles at Bandelier
196890	HEXP	GU071000P35091	10/31/2007	Rio de los Frijoles at Bandelier
196890	METALS	GF071000P35001	10/31/2007	Rio de los Frijoles at Bandelier
196890	METALS	GU071000P35001	10/31/2007	Rio de los Frijoles at Bandelier
196890	PEST/PCB	GU071000P35001	10/31/2007	Rio de los Frijoles at Bandelier
196890	PEST/PCB	GU071000P35001-FB	10/31/2007	Rio de los Frijoles at Bandelier
196890	PEST/PCB	GU071000P35090	10/31/2007	Rio de los Frijoles at Bandelier
196890	RAD	GF071000P35001	10/31/2007	Rio de los Frijoles at Bandelier
196890	RAD	GU071000P35001	10/31/2007	Rio de los Frijoles at Bandelier
196890	SVOA	GU071000P35001	10/31/2007	Rio de los Frijoles at Bandelier
196890	SVOA	GU071000P35001-FB	10/31/2007	Rio de los Frijoles at Bandelier
196890	VOA	GU071000P35001	10/31/2007	Rio de los Frijoles at Bandelier
196890	VOA	GU071000P35001-FB	10/31/2007	Rio de los Frijoles at Bandelier
196890	VOA	GU071000P35001-FTB	10/31/2007	Rio de los Frijoles at Bandelier
196890	VOA	GU071000P35090	10/31/2007	Rio de los Frijoles at Bandelier
197048	GENINORG	GF071000G9WT01	11/2/2007	Test Well DT-9
197048	GENINORG	GF071000G9WT20	11/2/2007	Test Well DT-9
197048	GENINORG	GU071000G9WT01	11/2/2007	Test Well DT-9
197048	GENINORG	GU071000G9WT20	11/2/2007	Test Well DT-9
197048	HERB	GU071000G9WT01	11/2/2007	Test Well DT-9
197048	HERB	GU071000G9WT20	11/2/2007	Test Well DT-9
197048	HEXP	GU071000G9WT01	11/2/2007	Test Well DT-9
197048	HEXP	GU071000G9WT01-FB	11/2/2007	Test Well DT-9
197048	HEXP	GU071000G9WT20	11/2/2007	Test Well DT-9
197048	HEXP	GU071000G9WT90	11/2/2007	Test Well DT-9
197048	METALS	GF071000G9WT01	11/2/2007	Test Well DT-9
197048	METALS	GF071000G9WT20	11/2/2007	Test Well DT-9
197048	METALS	GU071000G9WT01	11/2/2007	Test Well DT-9
197048	METALS	GU071000G9WT20	11/2/2007	Test Well DT-9
197048	PEST/PCB	GU071000G9WT01	11/2/2007	Test Well DT-9
197048	PEST/PCB	GU071000G9WT01-FB	11/2/2007	Test Well DT-9
197048	PEST/PCB	GU071000G9WT20	11/2/2007	Test Well DT-9
197048	PEST/PCB	GU071000G9WT90	11/2/2007	Test Well DT-9
197048	RAD	GF071000G9WT01	11/2/2007	Test Well DT-9
197048	RAD	GF071000G9WT20	11/2/2007	Test Well DT-9
197048	RAD	GU071000G9WT01	11/2/2007	Test Well DT-9

Request	Suite	Sample	Date	Location
197048	RAD	GU071000G9WT20	11/2/2007	Test Well DT-9
197048	SVOA	GU071000G9WT01	11/2/2007	Test Well DT-9
197048	SVOA	GU071000G9WT01-FB	11/2/2007	Test Well DT-9
197048	SVOA	GU071000G9WT20	11/2/2007	Test Well DT-9
197048	VOA	GU071000G9WT01	11/2/2007	Test Well DT-9
197048	VOA	GU071000G9WT01-FB	11/2/2007	Test Well DT-9
197048	VOA	GU071000G9WT01-FTB	11/2/2007	Test Well DT-9
197048	VOA	GU071000G9WT20	11/2/2007	Test Well DT-9
197048	VOA	GU071000G9WT90	11/2/2007	Test Well DT-9
197215	GENINORG	GF07100G31R401	11/2/2007	R-31
197215	GENINORG	GU07100G31R401	11/2/2007	R-31
197215	GENINORG	GU07100G31R401-EQB	11/2/2007	R-31
197215	HERB	GU07100G31R401	11/2/2007	R-31
197215	HEXP	GU07100G31R401	11/2/2007	R-31
197215	HEXP	GU07100G31R401-EQB	11/2/2007	R-31
197215	HEXP	GU07100G31R401-FB	11/2/2007	R-31
197215	METALS	GF07100G31R401	11/2/2007	R-31
197215	METALS	GU07100G31R401	11/2/2007	R-31
197215	PEST/PCB	GU07100G31R401	11/2/2007	R-31
197215	PEST/PCB	GU07100G31R402-FB	11/2/2007	R-31
197215	RAD	GF07100G31R401	11/2/2007	R-31
197215	RAD	GU07100G31R401	11/2/2007	R-31
197215	SVOA	GU07100G31R401	11/2/2007	R-31
197215	SVOA	GU07100G31R401-FB	11/2/2007	R-31
197215	VOA	GU07100G31R401	11/2/2007	R-31
197215	VOA	GU07100G31R401-EQB	11/2/2007	R-31
197215	VOA	GU07100G31R401-FB	11/2/2007	R-31
197215	VOA	GU07100G31R401-FTB	11/2/2007	R-31
197658	GENINORG	GF071000GA5T01	11/10/2007	Test Well DT-5A
197658	GENINORG	GU071000GA5T01	11/10/2007	Test Well DT-5A
197658	HERB	GU071000GA5T01	11/10/2007	Test Well DT-5A
197658	HEXP	GU071000GA5T01	11/10/2007	Test Well DT-5A
197658	HEXP	GU071000GA5T01-FB	11/10/2007	Test Well DT-5A
197658	METALS	GF071000GA5T01	11/10/2007	Test Well DT-5A
197658	METALS	GU071000GA5T01	11/10/2007	Test Well DT-5A
197658	PEST/PCB	GU071000GA5T01	11/10/2007	Test Well DT-5A
197658	PEST/PCB	GU071000GA5T01-FB	11/10/2007	Test Well DT-5A
197658	RAD	GF071000GA5T01	11/10/2007	Test Well DT-5A
197658	RAD	GU071000GA5T01	11/10/2007	Test Well DT-5A
197658	SVOA	GU071000GA5T01	11/10/2007	Test Well DT-5A
197658	SVOA	GU071000GA5T01-FB	11/10/2007	Test Well DT-5A

Request	Suite	Sample	Date	Location
197658	VOA	GU071000GA5T01	11/10/2007	Test Well DT-5A
197658	VOA	GU071000GA5T01-FB	11/10/2007	Test Well DT-5A
197658	VOA	GU071000GA5T01-FTB	11/10/2007	Test Well DT-5A

EQB = Equipment blank.

DIOX/FUR = Dioxins and furans.

FB = Field blank.

FTB = Field trip blank.

GENINORG = General inorganics.

HERB = Herbicides.

HEXP = High explosives.

MDA = Material disposal area.

PEST/PCB = Pesticides/polychlorinated biphenyls.

RAD = Radionuclides.

SVOA = Semivolatile organic analysis.

VOA = Volatile organic analysis.