

LA-UR-07-4872  
August 2007  
EP2007-0444

# **Periodic Monitoring Report for Ancho Watershed, November 27–December 8, 2006**

Prepared by Environmental Programs Directorate

Los Alamos National Laboratory, operated by Los Alamos National Security, LLC, for the U.S. Department of Energy under Contract No. DE-AC52-06NA25396, has prepared this document pursuant to the Compliance Order on Consent, signed March 1, 2005. The Compliance Order on Consent contains requirements for the investigation and cleanup, including corrective action, of contamination at Los Alamos National Laboratory. The U.S. government has rights to use, reproduce, and distribute this document. The public may copy and use this document without charge, provided that this notice and any statement of authorship are reproduced on all copies.

# Periodic Monitoring Report for Ancho Watershed, November 27–December 8, 2006

August 2007

Responsible project leader:

Ardyth M. Simmons		Program Manager	Environmental Programs- LWSP	
Printed Name	Signature	Title	Organization	Date

Responsible LANS representative:

Susan G. Stiger		Associate Director	Environmental Programs	
Printed Name	Signature	Title	Organization	Date

Responsible DOE representative:

David R. Gregory		Project Director	DOE-LASO	
Printed Name	Signature	Title	Organization	Date



## EXECUTIVE SUMMARY

The purpose of this report is to provide the results of the periodic monitoring event conducted by Los Alamos National Laboratory in the Ancho Watershed. This periodic monitoring event was conducted pursuant to the "Interim Facility-Wide Groundwater Monitoring Plan, Revision 1" prepared under the Compliance Order on Consent.

The periodic monitoring event documented in this report began on November 27, 2006, and ended on December 8, 2006. Seven groundwater wells or well screens were sampled.

Water samples obtained from various groundwater aquifers during this sampling event were analyzed for target analyte list metals, volatile organic compounds, semivolatile organic compounds, pesticides, polychlorinated biphenyls, high explosives, radionuclides, low-level tritium, general inorganics, perchlorate, stable isotopes, and field parameters (alkalinity, dissolved oxygen, iron, pH, specific conductance, temperature, and turbidity).

Filtered iron and filtered manganese concentrations in the upper two ports of R-31 (at 532 ft and 670 ft) were above New Mexico Water Quality Control Commission Groundwater Standards.

Potassium-40 was detected at 25.4 pCi/L in a filtered sample from Test Well DT-10 but was not detected in unfiltered or field duplicate samples. This detection was the first for this analyte since 2000.

The only low-detection-limit tritium value obtained from these locations was 0.64 pCi/L from the 532-ft screen of regional aquifer well R-31.

The only organic compound found at a concentration above a regulatory standards was methylene chloride, found in a field trip blank associated with Test Well DT-9. Acetone was found in three groundwater samples taken from Test Well DT-10 and well R-31 (at the 532-ft and 670-ft screens) at concentrations just above the method detection limit.

Bis(2-ethylhexyl)phthalate at 49% of the 6 µg/L Environmental Protection Agency maximum contaminant level was found in a groundwater sample collected from the 532-ft screen of R-31.

Trichlorobenzene[1,2,4-] was detected in R-31 (in the 830-ft screen) at 3% of the maximum contaminant level. This detection is the first in R-31 for both of these compounds.

The highest perchlorate result obtained from groundwater in Ancho Canyon was 0.26 µg/L, detected in groundwater collected from Test Well DT-9. The Consent Order screening level for perchlorate is 4 µg/L.

The screening analysis of the groundwater analytical results indicated that all general inorganic constituents were detected at values less than 50% of all regulatory standards.

In summary, three metals results (one iron, two manganese) and one organic compound result (methylene chloride) in regional aquifer groundwater exceeded regulatory standards or screening levels.

The screening analysis supports the Ancho Watershed conceptual model with respect to groundwater quality because the results from this monitoring event are consistent with previous data. The types of analytes detected and their concentrations are consistent with data obtained before this periodic monitoring event, with the exception of the detection of methylene chloride in a field trip blank.



**CONTENTS**

**1.0 INTRODUCTION ..... 1**

**1.1 Background..... 1**

**1.2 Conceptual Model..... 2**

**2.0 SCOPE OF ACTIVITIES ..... 2**

**3.0 MONITORING RESULTS ..... 2**

**3.1 Methods and Procedures..... 2**

**3.2 Field Parameter Results..... 2**

**3.3 Water-Level Observations ..... 2**

**3.4 Deviations from Planned Scope..... 2**

**4.0 ANALYTICAL DATA RESULTS..... 3**

**4.1 Methods and Procedures..... 3**

**4.2 Analytical Data ..... 3**

        4.2.1 Surface Water (Base Flow) ..... 5

        4.2.2 Groundwater..... 5

**4.3 Sampling Program Modifications ..... 5**

**5.0 INVESTIGATION-DERIVED WASTE ..... 6**

**6.0 SUMMARY AND INTERPRETATIONS..... 6**

**6.1 Monitoring Results ..... 6**

**6.2 Analytical Results..... 6**

        6.2.1 Surface Water (Base Flow) ..... 6

        6.2.2 Groundwater..... 6

**6.3 Data Gaps ..... 7**

**7.0 REFERENCES ..... 7**

**7.1 Geospatial Data Sources ..... 8**

**Appendixes**

- Appendix A Ancho Watershed Conceptual Model
- Appendix B Field Parameter Results
- Appendix C Groundwater-Level Measurements
- Appendix D Analytical Results
- Appendix E Screening Results
- Appendix F Investigation-Derived Waste Management
- Appendix G Analytical Reports (see also enclosed DVD)

**Figures**

Figure 2.0-1 Watershed map showing monitored locations ..... 9  
Figure 3.3-1 Groundwater-level measurements ..... 10  
Figure 4.2-1 Analytical results ..... 11

**Tables**

Table 2.0-1 Monitoring Locations and General Information ..... 13  
Table 3.4-1 Observations and Deviations ..... 14  
Table 4.2-1 Cleanup Standards, Risk-Based Screening Levels, and Risk-Based Cleanup Levels for  
Groundwater and Surface Water at Los Alamos National Laboratory ..... 14  
Table 4.2-2 Count of Results Above Standards or Screening Levels by Media ..... 14



## ACRONYMS AND ABBREVIATIONS

BCG	(Department of Energy) Biota Concentration Guideline
bgs	below ground surface
C	cancer (risk type)
cfs	cubic foot per second
Consent Order	Compliance Order on Consent
CS	client sample
DCG	(DOE) Derived Concentration Guideline
DOE	(U.S.) Department of Energy
EPA	(U.S.) Environmental Protection Agency
ER	Environmental Restoration (Project)
F	filtered (samples)
FTB	field trip blank
GW	groundwater
HMX	octahydro-1,3,5,7-tetranitro-1,3,5,7-tetrazocine (high melting explosive)
IFGMP	“Interim Facility-Wide Groundwater Monitoring Plan”
LANL	Los Alamos National Laboratory (the Laboratory)
LLEE	low-level electrolytic enrichment
MCL	(EPA) maximum contaminant level
MCPP	2-(2-methyl-4-chlorophenoxy) propionic acid
MDA	minimum detectable acitivity
MDL	method detection limit
N	noncancer (risk type)
NMED	New Mexico Environment Department
NMEIB	New Mexico Environmental Improvement Board
NMWQCC	New Mexico Water Quality Control Commission
NPDES	National Pollutant Discharge Elimination System
NTU	nephelometric turbidity unit
PCB	polychlorinated biphenyl
PME	periodic monitoring event
PMR	periodic monitoring report
PRS	potential release site
QA/QC	quality assurance/quality control
RDX	hexahydro-1,3,5-trinitro-1,3,5-triazine (research department explosive)
RPF	Records Processing Facility

SU	standard unit
TA	technical area
TDS	total dissolved solids
TH	test hole
TNT	2,4,6-trinitrotoluene
UF	unfiltered (samples)
VOC	volatile organic compound

## 1.0 INTRODUCTION

This report provides documentation of semiannual groundwater and surface water monitoring conducted by Los Alamos National Laboratory (LANL, or the Laboratory) in the Ancho Watershed pursuant to the “Interim Facility-Wide Groundwater Monitoring Plan” (IFGMP) (LANL 2006, 094043) prepared under the Compliance Order on Consent (Consent Order). This periodic monitoring event (PME) began on November 27, 2006, and ended on December 8, 2006, and included sampling at seven groundwater wells or well ports. Two groundwater wells, 39-DM-6 and 39-UM-3, were not sampled because they were dry. The 453.8-ft deep screen of R-31 was also dry and was not sampled .

This report presents the following information:

- General background information on the watershed
- The watershed conceptual model
- Field-measurement monitoring results
- Water-quality monitoring results
- Results of the screening analysis (comparing this PME’s results with regulatory standards and results from previous reports)
- Conclusions drawn based on the data and the screening analysis

Information on radioactive materials and radionuclides—including the results of sampling and analysis of radioactive constituents—is voluntarily provided to the New Mexico Environment Department (NMED) in accordance with U.S. Department of Energy (DOE) policy.

### 1.1 Background

Ancho Canyon is located in the southeastern part of the Laboratory (Figure 2.0-1). Chaquehui and Frijoles Canyons were incorporated into Ancho Canyon in the IFGMP report but are excluded from this periodic monitoring report.

Technical Area (TA) 39 is located on both the floor and mesa tops of middle Ancho Canyon, and it was used for open-air testing of explosive compounds. Potential release sites (PRSs) in this TA include five firing sites, a number of landfills, and several septic systems. More detailed information about the operational history and the PRSs can be found in the “RFI Work Plans for Operable Unit 1122” (LANL 1992, 007671) and the “RFI Work Plan for Operable Unit 1132” (LANL 1993, 015316).

TA-49 is located on a mesa in the upper part of the Ancho Canyon drainage; part of the area also drains into Water Canyon. TA-49 was used for underground hydronuclear testing in the early 1960s. The testing consisted of criticality, equation-of-state, and calibration experiments involving special nuclear materials. The testing produced large inventories of radioactive and hazardous materials such as lead, beryllium, and isotopes of uranium and plutonium; explosives such as 2,4,6-trinitrotoluene (TNT), hexahydro-1,3,5-trinitro-1,3,5-triazine (RDX), and octahydro-1,3,5,7-tetranitro-1,3,5,7-tetrazocine (HMX); and barium nitrate. Much of this material remains in shafts on the mesa top. Further information about activities and PRSs at TA-49 can be found in Purtymun and Stoker (LANL 1987, 006688) and the “RFI Work Plan for Operable Unit 1144” (LANL 1992, 007670). TAs 33 and 70 are within the Ancho Watershed but are investigated as part of the White Rock PMR.

Monitoring locations in Ancho Canyon are situated near or downstream from areas of past Laboratory weapons-testing activities. Most monitoring locations in Ancho Canyon sample the regional aquifer. There are three decades of water-quality records from regional wells in this area (DT-5A, DT-9, and DT-10).

Test Wells DT-5A, DT-9, DT-10, and R-31 are regional monitoring wells. The upper screen of R-31 (screen 1 at 453.8 ft) was set in an intermediate perched groundwater zone that has produced no water. This screen is checked semiannually, and a sample is collected if water is present.

## **1.2 Conceptual Model**

The conceptual model for the Ancho Watershed, provided in the IFGMP (LANL 2006, 094043), is reproduced in Table A-1 (Appendix A) of this document.

## **2.0 SCOPE OF ACTIVITIES**

This PME for the Ancho Watershed was conducted pursuant to the 2006 IFGMP (LANL 2006, 094043).

Table 2.0-1 provides the location name, sample collection date, port name, port depth, screened interval, top and bottom screen depths, notes, water level, and the water-level measurement method for each of the monitored locations. These locations are spatially represented in Figure 2.0-1.

## **3.0 MONITORING RESULTS**

### **3.1 Methods and Procedures**

All methods and procedures used to perform the field activities associated with this PME are documented in the 2006 IFGMP (LANL 2006, 094043). Deviations from these documented methods and procedures are discussed in Section 3.4 and Table 3.4-1.

### **3.2 Field Parameter Results**

Table B-1 (Appendix B) contains the field parameter results for this PME and the last three PMEs.

### **3.3 Water-Level Observations**

The periodic monitoring water-level data, for this event and the previous three monitoring events, are located in Table C-1 (Appendix C). For those wells equipped with transducers, the reported water level is the water-level measurement taken earliest on the day of sampling. All manual measurements are reported at a time immediately before sampling. The water-level measurements taken during the execution of this PME are shown graphically in Figure 3.3-1.

### **3.4 Deviations from Planned Scope**

Table 3.4-1 describes the deviations from the planned scope of this PME. The primary deviations from the planned scope were the result of inadequate amounts of water available for sampling at three groundwater monitoring wells or well screens.

## 4.0 ANALYTICAL DATA RESULTS

### 4.1 Methods and Procedures

All methods and procedures used to perform the analytical activities of this PME are documented in the 2006 IFGMP (LANL 2006, 094043). Any changes from these documented laboratory methods and procedures are discussed in Table 3.4-1.

### 4.2 Analytical Data

Appendix D presents the analytical data from this PME and from the last three events. The applicable regulatory standards to which the results are compared are shown in Table 4.2-1. The analytical laboratory reports (including chains of custody, etc.) can be found in Appendix G.

Appendix D contains all data obtained during the PME (that is, all data that had been independently reviewed for conformance with Laboratory requirements), with the following constraints:

- All data
  - ◆ Data that are R qualified (rejected because of noncompliance regarding quality-control acceptance criteria) during independent validation are considered “not detected,” but are still reported.
  - ◆ Analytical laboratory quality-control results including matrix spike and matrix spike duplicates are not included in the data set.
- Radionuclides
  - ◆ Low-detection-limit tritium data are reported. Results greater than 3 times the 1 standard deviation total propagated analytical uncertainty (or  $3\sigma$ ) are considered to be detections.
  - ◆ Americium-241 and uranium-235 are reported only by chemical separation alpha spectroscopy. No gamma spectroscopy results are presented for these analytes.
  - ◆ Only cesium-137, cobalt-60, neptunium-237, potassium-40, and sodium-22 are reported (or analyzed) for the gamma spectroscopy suite.
  - ◆ Otherwise, all results without a laboratory qualifier of U or X (abbreviations that indicate that the analyte was not detected) are reported at all locations.
- Nonradionuclides
  - ◆ All results are reported. Field duplicates, reanalyses, field blanks, trip blanks, equipment blanks, and different analytical methods are also reported.

The standards applied to all media are listed in Table 4.2-1, titled “Cleanup Standards, Risk-Based Screening Levels, and Risk-Based Cleanup Levels for Groundwater and Surface Water at Los Alamos National Laboratory.” Table 4.2-1 indicates the type of standard and the agency that promulgated the standard.

Data for PMRs are evaluated using the following screening process:

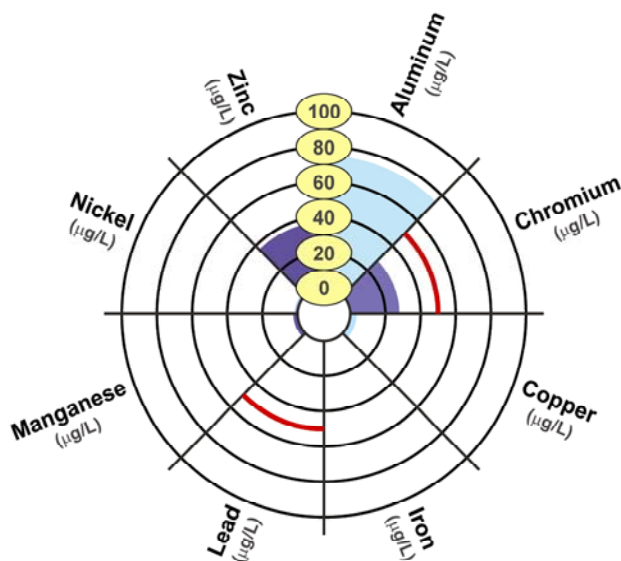
- As required by the Consent Order, (U.S.) Environmental Protection Agency (EPA) Region 6 Tap Water Screening Levels are used for constituents having no other regulatory standard and for which toxicological information is published. For these screening levels, the tables indicate a risk

type of C (cancer) or N (noncancer). For the cancer risk type, the risk levels are for  $10^{-6}$  excess cancer risk. The Consent Order specifies screening with these values at a risk level of  $10^{-5}$  (rather than  $10^{-6}$ ) excess cancer risk. Therefore, data must exceed the  $10^{-6}$  screening values by a factor of 10 or more to be above a risk level of  $10^{-5}$  excess cancer risk.

- Pursuant to the Consent Order, the analytical results for all constituents are compared with water quality standards (EPA Maximum Contaminant Levels [MCLs], New Mexico Groundwater Standards, and EPA Region 6 Tap Water Screening Levels) and the Consent Order screening level for perchlorate. Groundwater perchlorate data are compared with the screening level of 4 µg/L established in Section VIII.A.1.a of the Consent Order. The New Mexico Water Quality Control Commission (NMWQCC) groundwater standards apply to the dissolved portion of specified contaminants, except that standards for mercury, organic compounds, and nonaqueous phase liquids apply to the total unfiltered concentrations of the contaminants.
- The analytical results for radioactivity are compared to the DOE Biota Concentration Guidelines (BCGs) for surface water and Derived Concentration Guides (DCGs) for groundwater.

Tables E-1 through E-5 show all values for perchlorate, radioactivity, and organic compounds, and all values greater than half the lowest applicable standard for metals and general inorganic compounds.

Analytical results are presented graphically in Figure 4.2-1. Figure 4.2-1 contains diagrams displaying a series of select analytes around the circumference and showing the concentration by the length of the radius. An example of a diagram displaying metal concentrations is shown below.



### Example of a Diagram Showing Metal Concentrations

The analytes displayed in Figure 4.2-1 were selected from this PME. The diagrams with the blue-shaded regions represent metals. For groundwater, the selected analytes shown in blue are barium, boron, chromium, iron, manganese, molybdenum, nickel, and zinc.

Analytes that are not shown on the diagrams were either not detected or were radionuclides. The solid red lines, when shown, depict applicable regulatory standards or screening levels. Note that some standards or screening levels may exceed the highest concentration displayed and may not appear on the diagram. Standards and screening level values may be found in Tables E-1 through E-5 in Appendix E.

#### 4.2.1 Surface Water (Base Flow)

No surface water samples were collected during this PME. The base-flow station "Ancho at Rio Grande" was sampled as part of the White Rock Watershed Periodic Monitoring Report (LANL 2007, 097342).

#### 4.2.2 Groundwater

A summary of the results of comparing the analytical data with applicable regulatory standards is shown in Tables E-1 through E-5 (Appendix E). Graphical representations of select groundwater analytical results (Section 4.2) are shown in Figure 4.2-1.

Table 4.2-2 gives the number of groundwater analytical results (by hydrogeologic zone) that are above a standard or screening level.

Filtered iron and manganese concentrations in two ports of R-31 (at 532 ft and 670 ft) were above New Mexico Groundwater Standards as in the past.

Potassium-40 was detected in a filtered sample at Test Well DT-10. This was the first detection of this analyte since 2000. It was not detected in unfiltered or field duplicate samples.

The only low-detection-limit tritium detection from these locations was 0.64 pCi/L measured in a sample collected from a depth of 532 ft in well R-31.

Bis(2-ethylhexyl)phthalate measured at 49% of the 6 µg/L EPA MCL was found at the 532-ft screen of R-31. Trichlorobenzene[1,2,4-] at 3% of the MCL was found at 830 ft in R-31. Neither compound has been detected before in samples from this well.

The only organic compound found at a concentration above a regulatory standard was methylene chloride, which was found in a field trip blank. Acetone just above the MDL was found in three groundwater samples—but not in associated field trip blanks—at Test Well DT-10 and at the 532-ft and 670-ft screens of R-31.

All general inorganic constituents detected were at values less than 50% of all regulatory standards. The highest perchlorate result from this monitoring event was 0.26 µg/L in Test Well DT-9.

Table 4.2-2 gives the number of groundwater analytical results (by hydrogeologic zone) that are above a standard or screening level. Three metals results and one organic compound result in regional aquifer groundwater exceeded regulatory standards or screening levels.

#### 4.3 Sampling Program Modifications

No modifications to the periodic monitoring sampling for the Ancho Watershed are proposed at this time.

## 5.0 INVESTIGATION-DERIVED WASTE

Appendix F discusses the management of waste derived during this PME and contains the waste management records for waste streams generated during this sampling event.

## 6.0 SUMMARY AND INTERPRETATIONS

### 6.1 Monitoring Results

An evaluation of the field parameter monitoring results presented in Table B-1 and subsequent monitoring events will be provided in the annual update to the IFGMP.

### 6.2 Analytical Results

#### 6.2.1 Surface Water (Base Flow)

No surface water samples were collected during this PME.

#### 6.2.2 Groundwater

The types of contaminants detected during this PME and their concentrations are consistent with prior data from the three previous sampling events. The analytical results from this PME support the watershed's conceptual model with respect to groundwater quality because there have been no major changes in groundwater-quality data. The watershed's conceptual model is summarized in the IFGMP and included in Appendix A.

As in past data, filtered iron and manganese concentrations in the upper two ports of R-31 (at 532 ft and 670 ft) were near or above New Mexico Groundwater Standards. Groundwater samples from these two ports are most likely influenced by reducing conditions in the well that may be present because of drilling fluid impacts (LANL 2007, 096330). The reducing conditions present in the well enable the dissolution of iron oxide and manganese oxide present on the grain surfaces of aquifer materials.

Potassium-40 was detected in a filtered sample at Test Well DT-10 at a value of 25.4 pCi/L, but it was not detected in unfiltered or field duplicate samples at this location. The absence of potassium-40 in the unfiltered and field duplicate samples suggests that this single detection is most likely a false positive. This detection was the first detection of this analyte at this location since 2000.

The only organic compound found at a concentration above a regulatory standard was methylene chloride, which was found in a field trip blank. A field trip blank is prepared at the analytical laboratory before the start of sample collection and is not representative of regional aquifer chemistry. Therefore, this result is not an indication of Laboratory impacts to the groundwater. Acetone just above the MDL was found in three groundwater samples—at Test Well DT-10, and at the 532-ft and 670-ft screens of R-31. Acetone was not detected in the associated field trip blanks for this sampling event. Certain organic compounds are frequently detected due to cross-contamination in the analytical laboratory or in the field. These compounds include acetone, methylene chloride, toluene, 2-butanone, di-n-butyl phthalate, di-n-octyl phthalate, and bis(2-ethylhexyl)phthalate.

Bis(2-ethylhexyl)phthalate at a value of 49% of the 6 µg/L EPA MCL was present in a groundwater sample collected from the 532-ft screen of R-31. Trichlorobenzene[1,2,4-] was detected in a sample from the 830-ft screen in R-31 at a value of 3% of the MCL. This PME marks the only time either of these two



compounds has been detected in samples taken from this well. These detections are most likely the result of cross-contamination in the analytical laboratory or in the field. Analytes typically attributed to laboratory and field cross-contamination include acetone, methylene chloride, toluene, 2-butanone, di-n-butyl phthalate, di-n-octyl phthalate, and bis(2-ethylhexyl)phthalate.

The highest perchlorate result detected in groundwater during this monitoring event was 0.26 µg/L in Test Well DT-9. This result is less than the 4 µg/L background.

### 6.3 Data Gaps

A summary of the field parameter and analytical data gaps encountered during this PME may be found in Table 3.4-1. The table provides a detailed account of sampling event deviations and data quality exceptions.

## 7.0 REFERENCES

*The following list includes all documents cited in the main text of this report. Parenthetical information following each reference provides the author(s), publication date, and ER ID number. This information is also included in text citations. ER ID numbers are assigned by the Environmental Programs Directorate's Records Processing Facility (RPF) and are used to locate the document at the RPF and, where applicable, in the master reference set.*

*Copies of the master reference set are maintained at the NMED Hazardous Waste Bureau; the U.S. Department of Energy—Los Alamos Site Office; the U.S. Environmental Protection Agency, Region 6; and the Directorate. The set was developed to ensure that the administrative authority has all material needed to review this document, and it is updated with every document submitted to the administrative authority. Documents previously submitted to the administrative authority are not included.*

LANL (Los Alamos National Laboratory), November 1987. "Environmental Status of Technical Area 49," Los Alamos National Laboratory report LA-11135-MS, Los Alamos, New Mexico. (LANL 1987, 006688)

LANL (Los Alamos National Laboratory), May 1992. "RFI Work Plan for Operable Unit 1144," Los Alamos National Laboratory document LA-UR-92-900, Los Alamos, New Mexico. (LANL 1992, 007670)

LANL (Los Alamos National Laboratory), May 1992. "RFI Work Plan for Operable Unit 1122," Los Alamos National Laboratory document LA-UR-92-925, Los Alamos, New Mexico. (LANL 1992, 007671)

LANL (Los Alamos National Laboratory), June 1993. "RFI Work Plan for Operable Unit 1132," Los Alamos National Laboratory document LA-UR-93-768, Los Alamos, New Mexico. (LANL 1993, 015316)

LANL (Los Alamos National Laboratory), July 2006. "Interim Facility-Wide Groundwater Monitoring Plan, Revision 1.1," Los Alamos National Laboratory document LA-UR-06-4975, Los Alamos, New Mexico. (LANL 2006, 094043)

LANL (Los Alamos National Laboratory), May 2007. "Well Screen Analysis Report, Revision 2," Los Alamos National Laboratory document LA-UR-07-2852, Los Alamos, New Mexico. (LANL 2007, 096330)

LANL (Los Alamos National Laboratory), June 2007. "Periodic Monitoring Report for White Rock Watershed September 11-22, 2006," Los Alamos National Laboratory document LA-UR-07-3474, Los Alamos, New Mexico. (LANL 2007, 097342)

## **7.1 Geospatial Data Sources**

BLM 100K Land Ownership; Los Alamos National Laboratory, RRES-Remediation Services; 2002.

LANL Hillshade 2000 - 4 Ft; Los Alamos National Laboratory, ENV-Environmental Characterization and Remediation Group, Geographical Information Systems Team, LA-UR-02-1745; 13 June 2005.

Locations of Springs; Los Alamos National Laboratory, Environmental Stewardship Division in cooperation with the New Mexico Environment Department, Department of Energy Oversight Bureau, ER2005-0495; 1:2,500 Scale Data; 18 July 2005.

Penetrations; Los Alamos National Laboratory, ENV-Environment and Remediation Support Services, ER2006-0664; 1:2,500 Scale Data; 21 August 2006.

SPPI Boundaries; Space Planning and Project Initiation; 2005.

Surface Water Runoff Monitoring Stations; Los Alamos National Laboratory, RRES-Water Quality and Hydrology Group; 13 June 2005.

Watercourse; Los Alamos National Laboratory, ENV-Environmental Characterization and Remediation Group, Geographical Information Systems Team; 5 April 2005.

WQH Drainage\_arc; Los Alamos National Laboratory, RRES-Water Quality and Hydrology Group; 3 June 2003.

WQH NPDES Outfalls; Los Alamos National Laboratory, ENV-Environmental Characterization and Remediation Group; 1 September 2003.

WQH Perennial Streams; Los Alamos National Laboratory, RRES-Water Quality and Hydrology Group; 25 April 2006.

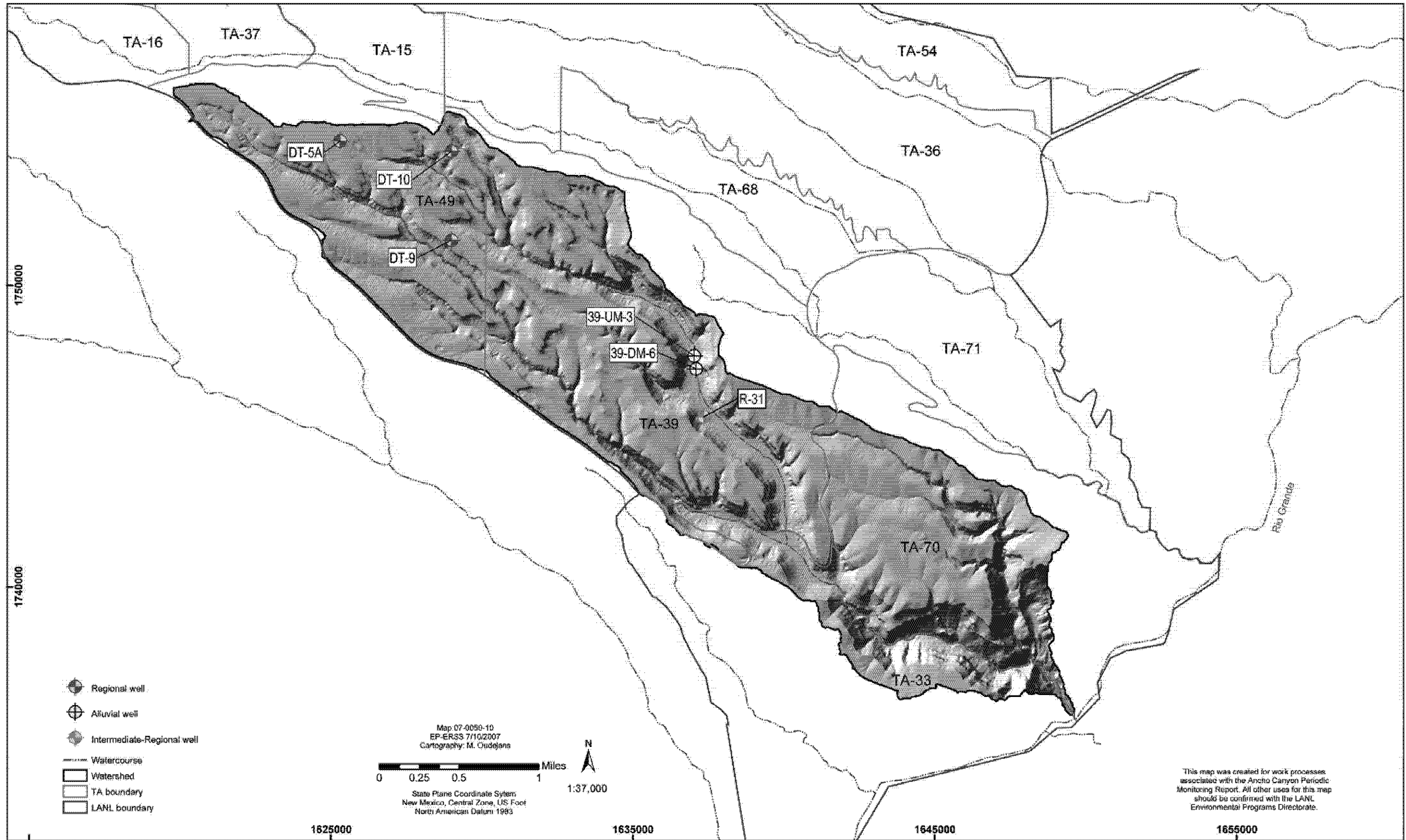


Figure 2.0-1 Watershed map showing monitored locations

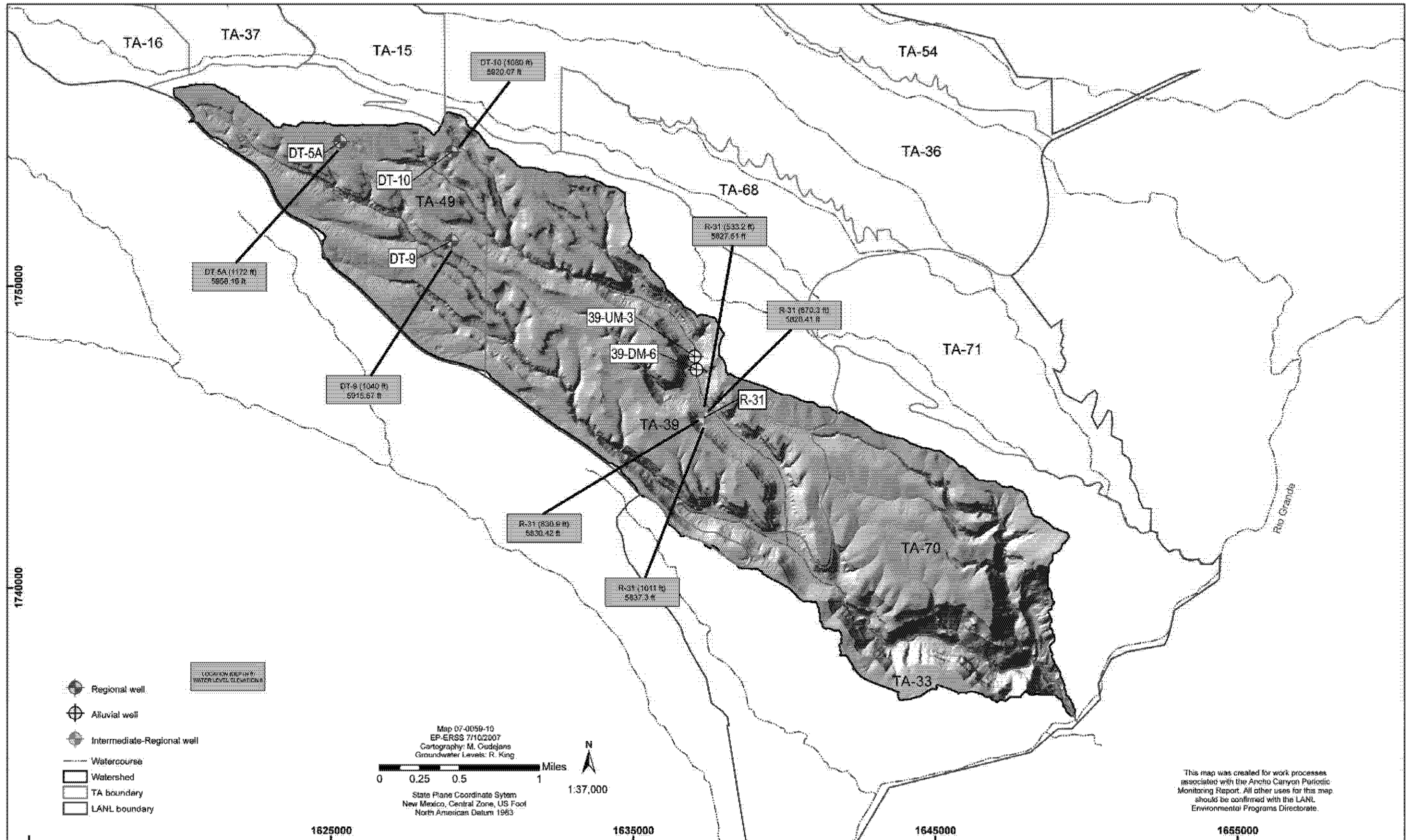


Figure 3.3-1 Groundwater-level measurements



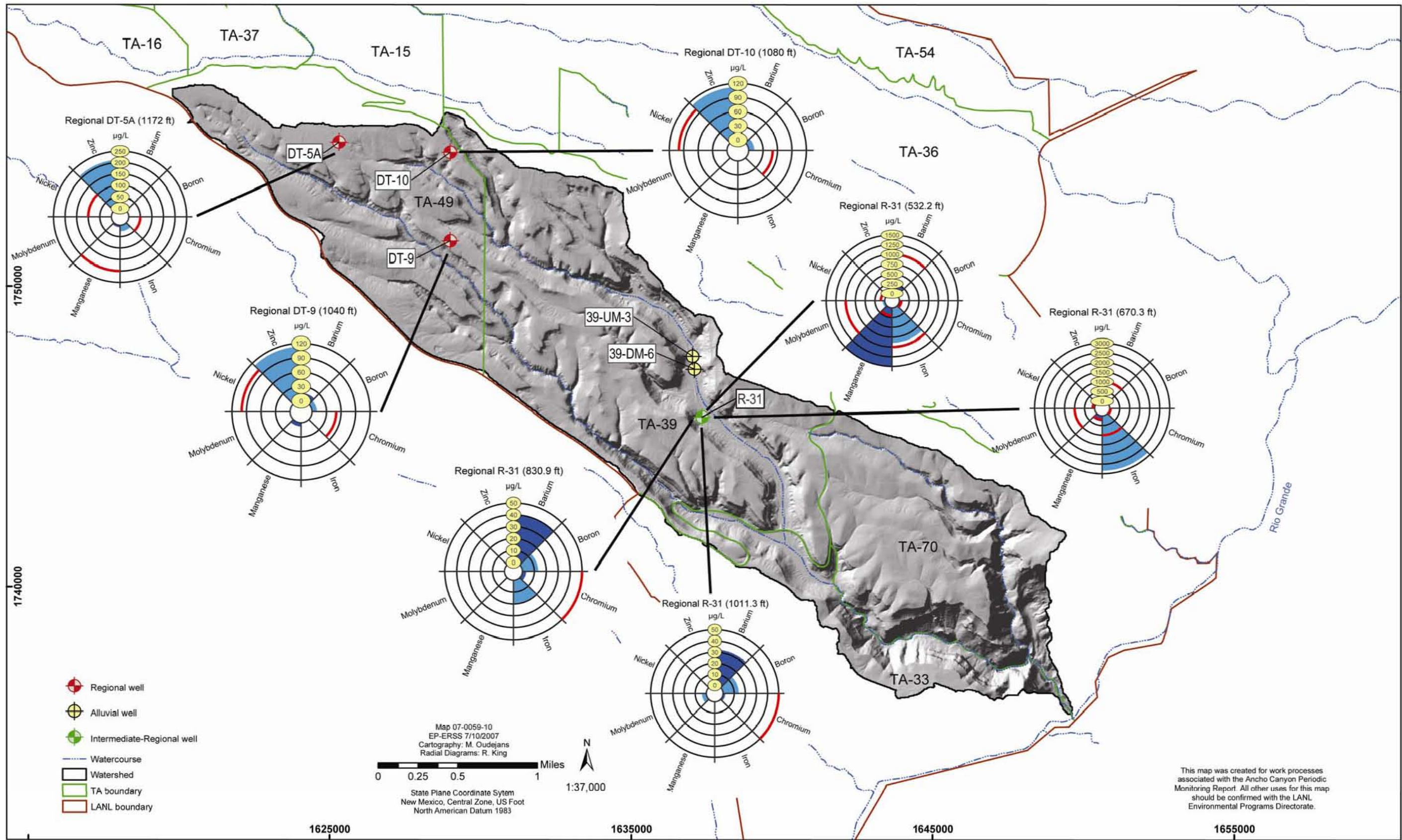


Figure 4.2-1 Analytical results



**Table 2.0-1  
Monitoring Locations and General Information**

Location	Sample Collection Date	Port Name	Port Depth (ft)	Screened Interval (ft)	Top Screen Depth (ft)	Bottom Screen Depth (ft)	Notes	Water Level (ft) <sup>a</sup>	Water Level Method
<i>Base Flow</i>									
Ancho at Rio Grande	n/a <sup>b</sup>	n/a	n/a	n/a	n/a	n/a	Sampled as part of White Rock Canyon PMR <sup>c</sup>	n/a	n/a
<i>Alluvial Wells</i>									
39-DM-6	30-Nov-06	Single Completion	50	10	50	60	n/a	Dry	Manual
39-UM-3	30-Nov-06	Single Completion	44	10	44	54	n/a	Dry	Manual
<i>Intermediate Wells</i>									
R-31	28-Nov-06	MP1A	453.8	15.3	439.1	454.4	n/a	Dry	Manual
<i>Regional Wells</i>									
R-31	28-Nov-06	MP2A	532.2	30.7	515	545.7	n/a	5827.61	Transducer
R-31	30-Nov-06	MP3A	670.3	10	666.3	676.3	n/a	5826.41	Transducer
R-31	06-Dec-06	MP4A	830.9	10	826.6	836.6	n/a	5830.42	Manual
R-31	06-Dec-06	MP5A	1011	10	1007.1	1017.1	n/a	5837.3	Manual
Test Well DT-10	04-Dec-06	Single Completion	1080	329.6	1078.4	1408	n/a	5920.07	Manual
Test Well DT-5A	06-Dec-06	Single Completion	1172	617	1171.5	1788.5	n/a	5958.16	Manual
Test Well DT-9	05-Dec-06	Single Completion	1040	681	819	1500	n/a	5915.67	Manual

<sup>a</sup> feet above mean sea level.

<sup>b</sup> n/a: not applicable.

<sup>c</sup> "Periodic Monitoring Report for White Rock Watershed September 11–22, 2006" (LANL 2007, 097342).

**Table 3.4-1  
Observations and Deviations**

Location	Deviation	Cause	Comments
<b>Sampling Problems</b>			
39-UM-3 and 39-DM-6	No data for these locations are included in this report.	The wells were dry when sampling was attempted on 11/30/06.	These wells will be checked again during the next scheduled sampling round.
R-31 Screen 1	No data for this location are included in this report.	The well was dry when sampling was attempted on 11/28/06.	The well will be checked again during the next scheduled sampling round.

**Table 4.2-1  
Cleanup Standards, Risk-Based Screening Levels, and Risk-Based Cleanup Levels  
for Groundwater and Surface Water at Los Alamos National Laboratory**

Standard Type	Groundwater	Surface Water
Department of Energy (DOE) Biota Concentration Guidelines	n/a	x
DOE 100 mrem Public Dose Derived Concentration Guidelines (DCG)	x	n/a
DOE 4 mrem Drinking Water DCG	x	n/a
Environmental Protection Agency (EPA) Maximum Contaminant Level	x	n/a
EPA Region 6 Tap Water Screening Level	x	n/a
New Mexico Environmental Improvement Radiation Protection Standards	x	x
New Mexico Water Quality Control Commission (NMWQCC) Fisheries Standards Chronic	n/a	x
NMWQCC Fisheries Standards Chronic, Hardness = 100 mg/L	n/a	x
NMWQCC Groundwater Standard	x	n/a
NMWQCC Livestock Watering Standard	n/a	x
NMWQCC Wildlife Habitat Standard	n/a	x
NMWQCC Human Health Standard Ephemeral	n/a	x
NMWQCC Human Health Standard Perennial	n/a	x

n/a: not applicable

x : standard applied to data screen for this report

**Table 4.2-2  
Count of Results Above Standards or Screening Levels by Media\***

Media/Suite	Metals	General Inorganic	Organic	Radioactivity
Surface water	n/a	n/a	n/a	n/a
Alluvial groundwater	0	0	0	0
Intermediate groundwater	0	0	0	0
Regional aquifer	3	0	1	0

\*Multiple detections of a particular constituent at a location are counted as one result.

n/a: not applicable



# **Appendix A**

---

*Ancho Watershed Conceptual Model*



**Table A-1  
Ancho Watershed Conceptual Model**

Conceptual Model Element	Characteristic	Description
Surface Water	Flow	<p>Ancho Canyon heads on the Pajarito Plateau and, for the most part, has ephemeral flow. The canyon has two main branches; the northern one is known as North Ancho Canyon. Gaging stations include: Ancho above the north fork; Ancho; Ancho north fork below State Highway 4; and Ancho below State Highway 4.</p> <p>These stations have shown little flow. The average discharge for Ancho below State Highway 4 from seven years of record is 0.005 cfs or 3.6 ac-ft/yr.</p> <p>No other information on surface water quality or flows is available. The only perennial section of the canyon is near the Rio Grande.</p>
	Quality	No constituents exceed regulatory standards.
Springs	Name	Beginning less than a mile above the Rio Grande, Ancho Canyon is perennial, with flow fed by Ancho Spring, a regional aquifer spring.
	Quality	Not applicable.
Alluvial Groundwater	Extent	<p>Little is known about the presence of alluvial groundwater in Ancho Canyon. Ancho Canyon contains thick alluvium that could host perched groundwater, and three boreholes (ASC-15, ASC-16, and ASC-18) drilled by the Environmental Restoration (ER) Project encountered 4 ft to 9 ft of saturation in alluvium</p> <p>Several boreholes drilled downgradient of MDA Y encountered no alluvial groundwater, suggesting that the occurrence of alluvial groundwater in this area is limited in extent.</p>
	Depth/Thickness	Not applicable.
	Quality	Not applicable.
Intermediate Groundwater	Extent/Hydrology	<p>No intermediate perched zones have been found beneath Ancho Canyon, although further borehole information may change this fact. ER borehole DMB-1, drilled between Building 69 and the administrative area at TA-39, penetrated 119 ft of Bandelier Tuff and 5 ft of Cerros del Rio basalts.</p> <p>No intermediate-depth perched water was encountered in this hole, but clay-lined fractures and vesicles in the basalt suggest that periodic passage of groundwater through these rocks may occur. A test hole (TH-7) drilled 10 ft into basalts in Ancho Canyon below State Highway 4 was dry. The hole was drilled in 1950 and has since been plugged.</p> <p>R-31 was drilled in TA-39 in the north fork of Ancho Canyon. A screen was placed from 439 to 454 ft at a possible perched zone, based on water seen in a borehole video. The zone has been dry since, and no water samples have been collected from it.</p>
	Depth/Thickness	Not applicable.
	Quality	Not applicable.

**Table A-1 (continued)**

Conceptual Model Element	Characteristic	Description
Regional Aquifer	Depth/Hydrology	<p>Groundwater flow in the regional aquifer beneath Ancho Canyon is to the east and southeast, toward the Rio Grande. The regional aquifer lies at about 1000 to 1170 ft beneath the mesa at TA-49 and is within the Cerros del Rio basalt, the underlying Puye Fonglomerate, "Totavi" gravels, and, possibly, the Santa Fe Group.</p> <p>Regional aquifer characterization well R-31 in TA-39 found the regional aquifer at about 530 ft within the Cerros del Rio basalt, the underlying Puye Fonglomerate, and "Totavi" gravels. Postdrilling water quality sampling has not been completed at this well.</p>
	Quality	<p>No constituents exceed regulatory standards.</p> <p>Three regional aquifer wells at TA-49 have been sampled since the 1960s to monitor for effects of testing at that site. In general no effects have been found. High metal concentrations (lead, zinc, iron, manganese) in samples are related to metal well casing and fittings. Occasional detections of organic compounds are not supported by follow-up sampling.</p> <p>Analysis of water at Ancho Spring by the Environmental Surveillance Program indicates occasional presence of explosives and trace levels of depleted uranium. Because the spring issues from the canyon floor, it is uncertain whether these contaminants are being transported by groundwater or if they are being mobilized from sediments in the canyon. Ancho Spring is downgradient of explosives testing sites. Spring sampling is covered in a separate part of the monitoring plan.</p>
Contaminants	Potential Sources	Firing sites and underground testing sites at TA-49 and TA-39.
	Type	High explosives, radionuclides, and metals.
	Quality	Not applicable.
	Depth/Thickness	Not applicable.

# **Appendix B**

---

*Field Parameter Results*  
*(Including This Periodic Monitoring Event and the Last Three Events)*



**Table B-1  
Field Parameter Results**

Location	Port	Depth (ft)	Date	Field Matrix	Analyte	Result	Units	Sample
R-31	1552	532.2	08/17/05	WG <sup>a</sup>	ALK-CO <sub>3</sub> +HCO <sub>3</sub>	268	mg/L	FU0508G31R201
R-31	1552	532.2	08/17/05	WG	Fe	1790	μg/L	FU0508G31R201
R-31	1552	532.2	03/18/04	WG	Fe	2560	μg/L	GU0403G31R201
R-31	1552	532.2	11/28/06	WG	pH	7.58	SU <sup>b</sup>	FU06110G31R201
R-31	1552	532.2	08/17/05	WG	pH	7.57	SU	FU0508G31R201
R-31	1552	532.2	03/18/04	WG	pH	7.49	SU	GU0403G31R201
R-31	1552	532.2	11/28/06	WG	Specific Conductivity	474	μS/cm	FU06110G31R201
R-31	1552	532.2	08/17/05	WG	Specific Conductivity	420	μS/cm	FU0508G31R201
R-31	1552	532.2	03/18/04	WG	Specific Conductivity	505	μS/cm	GU0403G31R201
R-31	1552	532.2	11/28/06	WG	Temperature	13.6	deg C <sup>c</sup>	FU06110G31R201
R-31	1552	532.2	08/17/05	WG	Temperature	22.8	deg C	FU0508G31R201
R-31	1552	532.2	03/18/04	WG	Temperature	16.9	deg C	GU0403G31R201
R-31	1552	532.2	11/28/06	WG	Turbidity	1.86	NTU <sup>d</sup>	FU06110G31R201
R-31	1552	532.2	08/17/05	WG	Turbidity	6.28	NTU	FU0508G31R201
R-31	1552	532.2	03/18/04	WG	Turbidity	7.39	NTU	GU0403G31R201
R-31	1612	670.3	11/30/06	WG	pH	7.2	SU	FU06110G31R301
R-31	1612	670.3	08/19/05	WG	pH	7.2	SU	FU0508G31R301
R-31	1612	670.3	11/30/06	WG	Specific Conductivity	171	μS/cm	FU06110G31R301
R-31	1612	670.3	08/19/05	WG	Specific Conductivity	261	μS/cm	FU0508G31R301
R-31	1612	670.3	11/30/06	WG	Temperature	17.5	deg C	FU06110G31R301
R-31	1612	670.3	08/19/05	WG	Temperature	22.1	deg C	FU0508G31R301
R-31	1612	670.3	11/30/06	WG	Turbidity	1	NTU	FU06110G31R301
R-31	1612	670.3	08/19/05	WG	Turbidity	2.24	NTU	FU0508G31R301
R-31	1662	830.9	12/06/06	WG	pH	8.43	SU	FU06110G31R401
R-31	1662	830.9	08/23/05	WG	pH	8.79	SU	FU0508G31R401
R-31	1662	830.9	12/06/06	WG	Specific Conductivity	121.8	μS/cm	FU06110G31R401

EP2007-0444

B-1

August 2007

Periodic Monitoring Report for Ancho Watershed

**Table B-1 (continued)**

Location	Port	Depth (ft)	Date	Field Matrix	Analyte	Result	Units	Sample
R-31	1662	830.9	08/23/05	WG	Specific Conductivity	130.7	μS/cm	FU0508G31R401
R-31	1662	830.9	12/06/06	WG	Temperature	19	deg C	FU06110G31R401
R-31	1662	830.9	08/23/05	WG	Temperature	23.1	deg C	FU0508G31R401
R-31	1662	830.9	12/06/06	WG	Turbidity	0.33	NTU	FU06110G31R401
R-31	1662	830.9	08/23/05	WG	Turbidity	0.7	NTU	FU0508G31R401
R-31	1712	1011.3	12/06/06	WG	pH	8.51	SU	FU06110G31R501
R-31	1712	1011.3	08/24/05	WG	pH	8.86	SU	FU0508G31R501
R-31	1712	1011.3	12/06/06	WG	Specific Conductivity	114.2	μS/cm	FU06110G31R501
R-31	1712	1011.3	08/24/05	WG	Specific Conductivity	126.9	μS/cm	FU0508G31R501
R-31	1712	1011.3	12/06/06	WG	Temperature	18	deg C	FU06110G31R501
R-31	1712	1011.3	08/24/05	WG	Temperature	22.5	deg C	FU0508G31R501
R-31	1712	1011.3	12/06/06	WG	Turbidity	0.22	NTU	FU06110G31R501
R-31	1712	1011.3	08/24/05	WG	Turbidity	0.3	NTU	FU0508G31R501
Test Well DT-10	1811	1080	12/04/06	WG	Disolved Oxygen	4.9	mg/L	FU061100G01T01
Test Well DT-10	1811	1080	12/04/06	WG	Oxidation-Reduction Potential	232.6	mV	FU061100G01T01
Test Well DT-10	1811	1080	12/04/06	WG	pH	8.33	SU	FU061100G01T01
Test Well DT-10	1811	1080	07/19/05	WG	pH	8.23	SU	FU05070G01T01
Test Well DT-10	1811	1080	06/22/04	WG	pH	8.43	SU	FU04060G01T01
Test Well DT-10	1811	1080	08/18/03	WG	pH	8.86	SU	FU03070G01T01
Test Well DT-10	1811	1080	12/04/06	WG	Specific Conductivity	118.7	μS/cm	FU061100G01T01
Test Well DT-10	1811	1080	07/19/05	WG	Specific Conductivity	131.9	μS/cm	FU05070G01T01
Test Well DT-10	1811	1080	06/22/04	WG	Specific Conductivity	137.8	μS/cm	FU04060G01T01
Test Well DT-10	1811	1080	08/18/03	WG	Specific Conductivity	119.9	μS/cm	FU03070G01T01
Test Well DT-10	1811	1080	12/04/06	WG	Temperature	17.5	deg C	FU061100G01T01
Test Well DT-10	1811	1080	12/04/06	WG	Turbidity	1.19	NTU	FU061100G01T01



Table B-1 (continued)

Location	Port	Depth (ft)	Date	Field Matrix	Analyte	Result	Units	Sample
Test Well DT-5A	1821	1172	12/06/06	WG	Disolved Oxygen	5.5	mg/L	FU061100GA5T01
Test Well DT-5A	1821	1172	08/24/05	WG	Disolved Oxygen	1.04	mg/L	FU05070GA5T01
Test Well DT-5A	1821	1172	12/06/06	WG	Oxidation-Reduction Potential	522.6	mV	FU061100GA5T01
Test Well DT-5A	1821	1172	08/24/05	WG	Oxidation-Reduction Potential	-104.9	mV	FU05070GA5T01
Test Well DT-5A	1821	1172	12/06/06	WG	pH	8.01	SU	FU061100GA5T01
Test Well DT-5A	1821	1172	08/24/05	WG	pH	7.97	SU	FU05070GA5T01
Test Well DT-5A	1821	1172	07/13/04	WG	pH	7.73	SU	FU04060GA5T01
Test Well DT-5A	1821	1172	08/28/03	WG	pH	8.41	SU	FU03070GA5T01
Test Well DT-5A	1821	1172	12/06/06	WG	Specific Conductivity	110	μS/cm	FU061100GA5T01
Test Well DT-5A	1821	1172	08/24/05	WG	Specific Conductivity	113.1	μS/cm	FU05070GA5T01
Test Well DT-5A	1821	1172	07/13/04	WG	Specific Conductivity	115.6	μS/cm	FU04060GA5T01
Test Well DT-5A	1821	1172	08/28/03	WG	Specific Conductivity	113.9	μS/cm	FU03070GA5T01
Test Well DT-5A	1821	1172	12/06/06	WG	Temperature	18.9	deg C	FU061100GA5T01
Test Well DT-5A	1821	1172	08/24/05	WG	Temperature	21.3	deg C	FU05070GA5T01
Test Well DT-5A	1821	1172	07/13/04	WG	Temperature	25.1	deg C	FU04060GA5T01
Test Well DT-5A	1821	1172	08/28/03	WG	Temperature	17.1	deg C	FU03070GA5T01
Test Well DT-5A	1821	1172	11/14/01	WG	Temperature	20.4	deg C	GU01111GA5T
Test Well DT-5A	1821	1172	12/06/06	WG	Turbidity	2.07	NTU	FU061100GA5T01
Test Well DT-5A	1821	1172	08/24/05	WG	Turbidity	1.08	NTU	FU05070GA5T01
Test Well DT-5A	1821	1172	07/13/04	WG	Turbidity	1.69	NTU	FU04060GA5T01
Test Well DT-5A	1821	1172	08/28/03	WG	Turbidity	1.17	NTU	FU03070GA5T01
Test Well DT-5A	1821	1172	11/14/01	WG	Turbidity	2.2	NTU	GU01111GA5T
Test Well DT-9	1831	1040	12/05/06	WG	Disolved Oxygen	4.9	mg/L	FU061100G9WT01
Test Well DT-9	1831	1040	07/20/05	WG	Disolved Oxygen	0.16	mg/L	FU05070G9WT01
Test Well DT-9	1831	1040	12/05/06	WG	Oxidation-Reduction Potential	509.6	mV	FU061100G9WT01
Test Well DT-9	1831	1040	07/20/05	WG	Oxidation-Reduction Potential	67.1	mV	FU05070G9WT01

Table B-1 (continued)

Location	Port	Depth (ft)	Date	Field Matrix	Analyte	Result	Units	Sample
Test Well DT-9	1831	1040	12/05/06	WG	pH	7.99	SU	FU061100G9WT01
Test Well DT-9	1831	1040	07/20/05	WG	pH	8.11	SU	FU05070G9WT01
Test Well DT-9	1831	1040	07/07/04	WG	pH	7.82	SU	FU04060G9WT01
Test Well DT-9	1831	1040	08/06/03	WG	pH	8.03	SU	FU03070G9WT01
Test Well DT-9	1831	1040	12/05/06	WG	Specific Conductivity	108.7	μS/cm	FU061100G9WT01
Test Well DT-9	1831	1040	07/20/05	WG	Specific Conductivity	121.6	μS/cm	FU05070G9WT01
Test Well DT-9	1831	1040	07/07/04	WG	Specific Conductivity	120.1	μS/cm	FU04060G9WT01
Test Well DT-9	1831	1040	08/06/03	WG	Specific Conductivity	119.6	μS/cm	FU03070G9WT01
Test Well DT-9	1831	1040	12/05/06	WG	Temperature	20.5	deg C	FU061100G9WT01
Test Well DT-9	1831	1040	07/20/05	WG	Temperature	21.6	deg C	FU05070G9WT01
Test Well DT-9	1831	1040	07/07/04	WG	Temperature	21.7	deg C	FU04060G9WT01
Test Well DT-9	1831	1040	08/06/03	WG	Temperature	15.2	deg C	FU03070G9WT01
Test Well DT-9	1831	1040	11/14/01	WG	Temperature	21.3	deg C	GU01111G9WT
Test Well DT-9	1831	1040	12/05/06	WG	Turbidity	0.59	NTU	FU061100G9WT01
Test Well DT-9	1831	1040	07/20/05	WG	Turbidity	0.75	NTU	FU05070G9WT01
Test Well DT-9	1831	1040	07/07/04	WG	Turbidity	0.56	NTU	FU04060G9WT01
Test Well DT-9	1831	1040	08/06/03	WG	Turbidity	2.83	NTU	FU03070G9WT01
Test Well DT-9	1831	1040	11/14/01	WG	Turbidity	1.48	NTU	GU01111G9WT

<sup>a</sup> WG Groundwater.  
<sup>b</sup> SU Standard unit.  
<sup>c</sup> C Degree Celsius.  
<sup>d</sup> NTU Nephelometric turbidity unit.

# **Appendix C**

---

*Groundwater-Level Measurements  
(Including This Periodic Monitoring Event and the Last Three Events)*



**Table C-1  
Groundwater-Level Measurements**

Location	Port Depth (ft)	Port Common Name	Screen Interval (ft)	Top Depth (ft)	Bottom Depth (ft)	Inner Diameter (in.)	Outer Diameter (in.)	Date	Water Level
39-DM-6	50	Single Completion	10	50	60	4	4.5	11/30/06	Dry
39-DM-6	50	Single Completion	10	50	60	4	4.5	9/7/06	Dry
39-DM-6	50	Single Completion	10	50	60	4	4.5	6/13/06	Dry
39-DM-6	50	Single Completion	10	50	60	4	4.5	3/9/06	Dry
39-UM-3	44	Single Completion	10	44	54	4	4.5	11/30/06	Dry
39-UM-3	44	Single Completion	10	44	54	4	4.5	9/7/06	Dry
39-UM-3	44	Single Completion	10	44	54	4	4.5	6/13/06	Dry
39-UM-3	44	Single Completion	10	44	54	4	4.5	3/9/06	Dry
R-31	542.5	MP2B	30.7	515	545.7	4.5	5.25	09/26/01	5829.34
R-31	542.5	MP2B	30.7	515	545.7	4.5	5.25	12/16/00	5829.81
R-31	670.3	MP3A	10	666.3	676.3	4.5	5.25	11/30/06	5826.41
R-31	670.3	MP3A	10	666.3	676.3	4.5	5.25	09/27/01	5827.75
R-31	670.3	MP3A	10	666.3	676.3	4.5	5.25	12/16/00	5828.24
R-31	830.9	MP4A	10	826.6	836.6	4.5	5.25	12/06/06	5830.42
R-31	830.9	MP4A	10	826.6	836.6	4.5	5.25	08/23/05	5830.48
R-31	830.9	MP4A	10	826.6	836.6	4.5	5.25	09/27/01	5830.37
R-31	830.9	MP4A	10	826.6	836.6	4.5	5.25	12/14/00	5830.65
R-31	1011.3	MP5A	10	1007.1	1017.1	4.5	5.25	12/06/06	5837.3
R-31	1011.3	MP5A	10	1007.1	1017.1	4.5	5.25	08/24/05	5836.47
R-31	1011.3	MP5A	10	1007.1	1017.1	4.5	5.25	12/15/00	5838.22
Test Well DT-10	1080	Single Completion	329.6	1078.4	1408	8	8.5	11/28/06	5919.34
Test Well DT-10	1080	Single Completion	329.6	1078.4	1408	8	8.5	06/21/06	5919.37
Test Well DT-10	1080	Single Completion	329.6	1078.4	1408	8	8.5	06/05/06	5919.38
Test Well DT-10	1080	Single Completion	329.6	1078.4	1408	8	8.5	07/19/05	5919.57

Table C-1 (continued)

Location	Port Depth (ft)	Port Common Name	Screen Interval (ft)	Top Depth (ft)	Bottom Depth (ft)	Inner Diameter (in.)	Outer Diameter (in.)	Date	Water Level
Test Well DT-10	1080	Single Completion	329.6	1078.4	1408	8	8.5	08/18/03	5920.16
Test Well DT-10	1080	Single Completion	329.6	1078.4	1408	8	8.5	09/20/02	5920.28
Test Well DT-10	1080	Single Completion	329.6	1078.4	1408	8	8.5	04/10/02	5920.51
Test Well DT-10	1080	Single Completion	329.6	1078.4	1408	8	8.5	11/14/01	5920.88
Test Well DT-10	1080	Single Completion	329.6	1078.4	1408	8	8.5	06/06/01	5919.87
Test Well DT-10	1080	Single Completion	329.6	1078.4	1408	8	8.5	12/19/00	5919.83
Test Well DT-10	1080	Single Completion	329.6	1078.4	1408	8	8.5	10/27/00	5920.05
Test Well DT-10	1080	Single Completion	329.6	1078.4	1408	8	8.5	11/06/98	5921.23
Test Well DT-10	1080	Single Completion	329.6	1078.4	1408	8	8.5	11/05/98	5921.96
Test Well DT-10	1080	Single Completion	329.6	1078.4	1408	8	8.5	11/04/98	5921.99
Test Well DT-10	1080	Single Completion	329.6	1078.4	1408	8	8.5	10/16/97	5922.07
Test Well DT-10	1080	Single Completion	329.6	1078.4	1408	8	8.5	05/14/97	5922.5
Test Well DT-10	1080	Single Completion	329.6	1078.4	1408	8	8.5	12/06/96	5921.84
Test Well DT-10	1080	Single Completion	329.6	1078.4	1408	8	8.5	09/08/94	5923.11
Test Well DT-5A	1172	Single Completion	617	1171.5	1788.5	8	8.5	12/06/06	5958.4
Test Well DT-5A	1172	Single Completion	617	1171.5	1788.5	8	8.5	11/29/06	5958.9
Test Well DT-5A	1172	Single Completion	617	1171.5	1788.5	8	8.5	01/12/06	5958.88
Test Well DT-5A	1172	Single Completion	617	1171.5	1788.5	8	8.5	09/20/05	5958.42
Test Well DT-5A	1172	Single Completion	617	1171.5	1788.5	8	8.5	08/24/05	5958.32
Test Well DT-5A	1172	Single Completion	617	1171.5	1788.5	8	8.5	07/13/04	5958.42
Test Well DT-5A	1172	Single Completion	617	1171.5	1788.5	8	8.5	08/28/03	5958.73
Test Well DT-5A	1172	Single Completion	617	1171.5	1788.5	8	8.5	09/19/02	5958.44
Test Well DT-5A	1172	Single Completion	617	1171.5	1788.5	8	8.5	04/12/02	5958.98
Test Well DT-5A	1172	Single Completion	617	1171.5	1788.5	8	8.5	11/14/01	5959.28
Test Well DT-5A	1172	Single Completion	617	1171.5	1788.5	8	8.5	06/06/01	5958.3
Test Well DT-5A	1172	Single Completion	617	1171.5	1788.5	8	8.5	04/20/01	5958.79

August 2007

C-2

EP2007-0444

Periodic Monitoring Report for Ancho Watershed

**Table C-1 (continued)**

Location	Port Depth (ft)	Port Common Name	Screen Interval (ft)	Top Depth (ft)	Bottom Depth (ft)	Inner Diameter (in.)	Outer Diameter (in.)	Date	Water Level
Test Well DT-5A	1172	Single Completion	617	1171.5	1788.5	8	8.5	11/13/95	5958.62
Test Well DT-5A	1172	Single Completion	617	1171.5	1788.5	8	8.5	09/08/94	5959.45
Test Well DT-9	1040	Single Completion	681	819	1500	12	12.5	12/05/06	5915.61
Test Well DT-9	1040	Single Completion	681	819	1500	12	12.5	11/28/06	5915.67
Test Well DT-9	1040	Single Completion	681	819	1500	12	12.5	03/16/06	5915.69
Test Well DT-9	1040	Single Completion	681	819	1500	12	12.5	12/22/05	5915.87
Test Well DT-9	1040	Single Completion	681	819	1500	12	12.5	07/20/05	5915.74
Test Well DT-9	1040	Single Completion	681	819	1500	12	12.5	06/20/05	5915.85
Test Well DT-9	1040	Single Completion	681	819	1500	12	12.5	04/10/02	5917.92
Test Well DT-9	1040	Single Completion	681	819	1500	12	12.5	11/14/01	5918.03
Test Well DT-9	1040	Single Completion	681	819	1500	12	12.5	06/07/01	5917.87
Test Well DT-9	1040	Single Completion	681	819	1500	12	12.5	06/02/99	5918.54
Test Well DT-9	1040	Single Completion	681	819	1500	12	12.5	11/06/98	5919.15
Test Well DT-9	1040	Single Completion	681	819	1500	12	12.5	11/05/98	5918.77
Test Well DT-9	1040	Single Completion	681	819	1500	12	12.5	11/04/98	5919.06
Test Well DT-9	1040	Single Completion	681	819	1500	12	12.5	10/15/97	5919.08
Test Well DT-9	1040	Single Completion	681	819	1500	12	12.5	05/13/97	5919.57
Test Well DT-9	1040	Single Completion	681	819	1500	12	12.5	12/05/96	5919.36
Test Well DT-9	1040	Single Completion	681	819	1500	12	12.5	05/31/95	5920.5
Test Well DT-9	1040	Single Completion	681	819	1500	12	12.5	05/30/95	5920.46
Test Well DT-9	1040	Single Completion	681	819	1500	12	12.5	09/08/94	5920.51
Test Well DT-9	1040	Single Completion	681	819	1500	12	12.5	02/24/93	5921.14

August 2007

C-4

EP2007-0444



# **Appendix D**

---

## *Analytical Results*

*(Including This Periodic Monitoring Event and the Last Three Events)*



**Useful Terms**

*	(Inorganic) - The result for this analyte in the Laboratory Replicate analysis was outside acceptance criteria.
B	(Organic) - This analyte was detected in the associated Laboratory Method Blank and the sample. (B) (Inorganic) - The result for this analyte was greater than the Instrument Detection Limit but less than the Contract Required Detection Limit.
CS	client sample
CST	control sample triplicate
DUP	duplicate sample
E	(Organic) - The result for this analyte exceeded the upper range of the instrument initial calibration curve. (E) (Inorganic) (ICP-AES) - The result for this analyte in the serial dilution analysis was outside acceptance criteria. (E) (Inorganic) (GFAA) - The result for this analyte failed one or more Contract Laboratory Program acceptance criteria as explained in the case narrative.
EES6	The Los Alamos National Laboratory Earth and Environmental Sciences Division's Hydrology, Geochemistry, and Geology Group
F	filtered
FD	field duplicate
FTB	field trip blank
GELC	General Engineering Laboratories
GEO	Geochron Analytical Laboratory
H	(Organic/Inorganic) - The required extraction or analysis holding time for this result was exceeded.
HUFFMAN	Huffman Analytical Laboratory
Inorg	inorganic
J	(Organic/Inorganic) - The required extraction or analysis holding time for this result was exceeded.
J-	Presumptive evidence of the presence of the material at an estimated quantity with a suspected negative bias.
J+	The analyte is classified as detected, but the reported concentration value is expected to be more uncertain than usual with a potential positive bias.
LLEE	Low Level Electrolytic Extraction
LT	(Rad) - The result for this analyte is affected by spectral interference.

JN-	Presumptive evidence of the presence of the material at an estimated quantity with a suspected negative bias.
JN+	Presumptive evidence of the presence of the material at an estimated quantity with a suspected positive bias.
Met	metals
NQ	No validation qualifier flag is associated with this result, and the analyte is classified as detected.
PARA	Paragon Analytical Laboratory
R	rejected
Rad	radionuclides
STSL	Severn Trent St. Louis Analytical Laboratory
SV	semivolatile organics
U	not detected
UF	unfiltered
UMTL	University of Miami Tritium Laboratory
Voa	volatiles
WG	groundwater

Ancho Canyon Watershed Last Four Analytical Results  
for Sampling November 27 - December 8, 2006

Periodic Monitoring Report for Ancho Watershed

Location	Port	Depth (ft)	Date	Fld Matrix	Fld Prep	Lab Sample Type	Fld QC	Suite	Method	Analyte	Symbol	Result	1-sigma TPU	MDA	MDL	Units	Lab Qual	2nd Qual	Request	Sample	Lab
R-31	1552	532.2	11/28/2006	WG	F	CS		Inorg	300	Chloride		2.17			0.066	mg/L			177029	GF06110G31R201	GELC
R-31	1552	532.2	8/17/2005	WG	F	CS		Inorg	300	Chloride		2.11			0.053	mg/L			143666	GF0508G31R201	GELC
R-31	1552	532.2	3/18/2004	WG	F	CS		Inorg	300	Chloride		2.33			0.0322	mg/L			109391	GF0403G31R201	GELC
R-31	1552	532.2	3/18/2004	WG	F	DUP		Inorg	300	Chloride		2.33			0.0322	mg/L			109391	GF0403G31R201	GELC
R-31	1552	532.2	11/28/2006	WG	UF	CS		Inorg	300	Chloride		2.19			0.066	mg/L			177029	GU06110G31R201	GELC
R-31	1552	532.2	11/28/2006	WG	UF	CS		Isotope	EES	Deuterium Ratio		-77.33	0.38			permil			17788	EU06110G31R201	EES6
R-31	1552	532.2	11/28/2006	WG	UF	CS		Isotope	EES	Deuterium Ratio		-77.33	0.38			permil			18453	EU06110G31R201	EES6
R-31	1552	532.2	11/28/2006	WG	F	CS		Inorg	300	Fluoride		0.294			0.033	mg/L			177029	GF06110G31R201	GELC
R-31	1552	532.2	8/17/2005	WG	F	CS		Inorg	300	Fluoride		0.288			0.03	mg/L			143666	GF0508G31R201	GELC
R-31	1552	532.2	3/18/2004	WG	F	CS		Inorg	300	Fluoride		0.35			0.0553	mg/L			109391	GF0403G31R201	GELC
R-31	1552	532.2	3/18/2004	WG	F	DUP		Inorg	300	Fluoride		0.365			0.0553	mg/L			109391	GF0403G31R201	GELC
R-31	1552	532.2	11/28/2006	WG	UF	CS		Inorg	300	Fluoride		0.288			0.033	mg/L			177029	GU06110G31R201	GELC
R-31	1552	532.2	11/28/2006	WG	UF	CS		Isotope	EES	Oxygen-18/Oxygen-16 Ratio		-10.75	0.1			permil			17842	EU06110G31R201	EES6
R-31	1552	532.2	11/28/2006	WG	F	CS		Inorg	300	Sulfate	<	0.1			0.1	mg/L	U		177029	GF06110G31R201	GELC
R-31	1552	532.2	8/17/2005	WG	F	CS		Inorg	300	Sulfate		0.345			0.057	mg/L	J	J+	143666	GF0508G31R201	GELC
R-31	1552	532.2	3/18/2004	WG	F	CS		Inorg	300	Sulfate	<	0.193			0.193	mg/L	U		109391	GF0403G31R201	GELC
R-31	1552	532.2	3/18/2004	WG	F	DUP		Inorg	300	Sulfate	<	0.193			0.193	mg/L	U		109391	GF0403G31R201	GELC
R-31	1552	532.2	11/28/2006	WG	UF	CS		Inorg	300	Sulfate	<	0.1			0.1	mg/L	U		177029	GU06110G31R201	GELC
R-31	1552	532.2	11/28/2006	WG	F	CS		Inorg	310.1	Alkalinity-CO <sub>3</sub>		2.18			0.725	mg/L			177029	GF06110G31R201	GELC
R-31	1552	532.2	8/17/2005	WG	F	CS		Inorg	310.1	Alkalinity-CO <sub>3</sub>	<	1.45			1.45	mg/L	U		143666	GF0508G31R201	GELC
R-31	1552	532.2	3/18/2004	WG	F	CS		Inorg	310.1	Alkalinity-CO <sub>3</sub>		2.38			1.45	mg/L			109391	GF0403G31R201	GELC
R-31	1552	532.2	3/18/2004	WG	F	DUP		Inorg	310.1	Alkalinity-CO <sub>3</sub>		2.49			1.45	mg/L	J		109391	GF0403G31R201	GELC
R-31	1552	532.2	11/28/2006	WG	UF	CS		Inorg	310.1	Alkalinity-CO <sub>3</sub>		1.72			0.725	mg/L			177029	GU06110G31R201	GELC
R-31	1552	532.2	11/28/2006	WG	F	CS		Inorg	310.1	Alkalinity-CO <sub>3</sub> +HCO <sub>3</sub>		251			0.725	mg/L			177029	GF06110G31R201	GELC
R-31	1552	532.2	8/17/2005	WG	F	CS		Inorg	310.1	Alkalinity-CO <sub>3</sub> +HCO <sub>3</sub>		274			1.45	mg/L			143666	GF0508G31R201	GELC
R-31	1552	532.2	3/18/2004	WG	F	CS		Inorg	310.1	Alkalinity-CO <sub>3</sub> +HCO <sub>3</sub>		274			1.45	mg/L			109391	GF0403G31R201	GELC
R-31	1552	532.2	3/18/2004	WG	F	DUP		Inorg	310.1	Alkalinity-CO <sub>3</sub> +HCO <sub>3</sub>		274			1.45	mg/L			109391	GF0403G31R201	GELC
R-31	1552	532.2	11/28/2006	WG	UF	CS		Inorg	310.1	Alkalinity-CO <sub>3</sub> +HCO <sub>3</sub>		248			0.725	mg/L			177029	GU06110G31R201	GELC
R-31	1552	532.2	11/28/2006	WG	F	CS		Inorg	350.1	Ammonia as Nitrogen		0.278			0.01	mg/L			177029	GF06110G31R201	GELC
R-31	1552	532.2	8/17/2005	WG	F	CS		Inorg	350.1	Ammonia as Nitrogen		1.21			0.01	mg/L		J+	143666	GF0508G31R201	GELC
R-31	1552	532.2	3/18/2004	WG	F	CS		Inorg	350.1	Ammonia as Nitrogen		0.422			0.0159	mg/L			109391	GF0403G31R201	GELC
R-31	1552	532.2	3/18/2004	WG	F	DUP		Inorg	350.1	Ammonia as Nitrogen		0.412			0.0159	mg/L			109391	GF0403G31R201	GELC
R-31	1552	532.2	11/28/2006	WG	UF	CS		Inorg	350.1	Ammonia as Nitrogen		0.276			0.01	mg/L			177029	GU06110G31R201	GELC
R-31	1552	532.2	3/18/2004	WG	UF	CS		Inorg	350.1	Ammonia as Nitrogen		0.41			0.0159	mg/L			109391	GU0403G31R201	GELC
R-31	1552	532.2	3/18/2004	WG	UF	DUP		Inorg	350.1	Ammonia as Nitrogen		0.412			0.0159	mg/L			109391	GU0403G31R201	GELC
R-31	1552	532.2	11/28/2006	WG	F	CS		Inorg	6010	Calcium		54.2			0.036	mg/L			177029	GF06110G31R201	GELC
R-31	1552	532.2	8/17/2005	WG	F	CS		Inorg	6010	Calcium		53.4			0.036	mg/L			143666	GF0508G31R201	GELC
R-31	1552	532.2	3/18/2004	WG	F	CS		Inorg	6010	Calcium		56.3			0.00554	mg/L			109391	GF0403G31R201	GELC
R-31	1552	532.2	3/18/2004	WG	F	DUP		Inorg	6010	Calcium		58.7			0.00554	mg/L			109391	GF0403G31R201	GELC
R-31	1552	532.2	11/28/2006	WG	UF	CS		Inorg	6010	Calcium		53.1			0.036	mg/L			177029	GU06110G31R201	GELC
R-31	1552	532.2	8/17/2005	WG	UF	CS		Inorg	6010	Calcium		54.3			0.036	mg/L			143666	GU0508G31R201	GELC
R-31	1552	532.2	3/18/2004	WG	UF	CS		Inorg	6010	Calcium		55.1			0.00554	mg/L			109391	GU0403G31R201	GELC
R-31	1552	532.2	3/18/2004	WG	UF	DUP		Inorg	6010	Calcium		57.5			0.00554	mg/L			109391	GU0403G31R201	GELC
R-31	1552	532.2	11/28/2006	WG	F	CS		Inorg	335.3	Cyanide (Total)	<	0.0015			0.0015	mg/L	U		177029	GF06110G31R201	GELC
R-31	1552	532.2	8/17/2005	WG	F	CS		Inorg	335.3	Cyanide (Total)	<	0.0025			0.0025	mg/L	U		143666	GF0508G31R201	GELC
R-31	1552	532.2	11/28/2006	WG	UF	CS		Inorg	335.3	Cyanide (Total)	<	0.0015			0.0015	mg/L	U		177029	GU06110G31R201	GELC
R-31	1552	532.2	3/18/2004	WG	UF	CS		Inorg	9012	Cyanide (Total)		0.00234			0.00172	mg/L	J		109391	GU0403G31R201	GELC
R-31	1552	532.2	11/28/2006	WG	F	CS		Inorg	A2340	Hardness		206			0.085	mg/L			177029	GF06110G31R201	GELC
R-31	1552	532.2	8/17/2005	WG	F	CS		Inorg	A2340	Hardness		200			0.085	mg/L			143666	GF0508G31R201	GELC

Ancho Canyon Watershed Last Four Analytical Results  
for Sampling November 27 - December 8, 2006

Periodic Monitoring Report for Ancho Watershed

Location	Port	Depth (ft)	Date	Fld Matrix	Fld Prep	Lab Sample Type	Fld QC	Suite	Method	Analyte	Symbol	Result	1-sigma TPU	MDA	MDL	Units	Lab Qual	2nd Qual	Request	Sample	Lab
R-31	1552	532.2	11/28/2006	WG	UF	CS		Inorg	A2340	Hardness		202			0.085	mg/L			177029	GU06110G31R201	GELC
R-31	1552	532.2	8/17/2005	WG	UF	CS		Inorg	A2340	Hardness		204			0.085	mg/L			143666	GU0508G31R201	GELC
R-31	1552	532.2	11/28/2006	WG	F	CS		Inorg	6010	Magnesium		17.2			0.085	mg/L			177029	GF06110G31R201	GELC
R-31	1552	532.2	8/17/2005	WG	F	CS		Inorg	6010	Magnesium		16.3			0.085	mg/L			143666	GF0508G31R201	GELC
R-31	1552	532.2	3/18/2004	WG	F	CS		Inorg	6010	Magnesium		16.7			0.00518	mg/L			109391	GF0403G31R201	GELC
R-31	1552	532.2	3/18/2004	WG	F	DUP		Inorg	6010	Magnesium		17.4			0.00518	mg/L			109391	GF0403G31R201	GELC
R-31	1552	532.2	11/28/2006	WG	UF	CS		Inorg	6010	Magnesium		16.8			0.085	mg/L			177029	GU06110G31R201	GELC
R-31	1552	532.2	8/17/2005	WG	UF	CS		Inorg	6010	Magnesium		16.5			0.085	mg/L			143666	GU0508G31R201	GELC
R-31	1552	532.2	3/18/2004	WG	UF	CS		Inorg	6010	Magnesium		16.2			0.00518	mg/L			109391	GU0403G31R201	GELC
R-31	1552	532.2	3/18/2004	WG	UF	DUP		Inorg	6010	Magnesium		16.9			0.00518	mg/L			109391	GU0403G31R201	GELC
R-31	1552	532.2	11/28/2006	WG	F	CS		Inorg	353.1	Nitrate-Nitrite as N	<	0.014			0.014	mg/L	U	R	177029	GF06110G31R201	GELC
R-31	1552	532.2	8/17/2005	WG	F	CS		Inorg	353.1	Nitrate-Nitrite as N	<	0.017			0.017	mg/L	U	R, UJ	143666	GF0508G31R201	GELC
R-31	1552	532.2	3/18/2004	WG	F	CS		Inorg	353.1	Nitrate-Nitrite as N	<	0.01			0.01	mg/L	U		109391	GF0403G31R201	GELC
R-31	1552	532.2	11/28/2006	WG	UF	CS		Inorg	353.1	Nitrate-Nitrite as N	<	0.0213			0.014	mg/L	J	U, J-	177029	GU06110G31R201	GELC
R-31	1552	532.2	3/18/2004	WG	UF	CS		Inorg	353.1	Nitrate-Nitrite as N	<	0.01			0.01	mg/L	U		109391	GU0403G31R201	GELC
R-31	1552	532.2	11/28/2006	WG	F	CS		Inorg	314.0	Perchlorate	<	4			4	ug/L	U		177029	GF06110G31R201	GELC
R-31	1552	532.2	11/28/2006	WG	F	CS		Inorg	6850	Perchlorate	<	0.05			0.05	ug/L	U		177029	GF06110G31R201	GELC
R-31	1552	532.2	8/17/2005	WG	F	CS		Inorg	6850	Perchlorate	<	0.05			0.05	ug/L	U		143666	GF0508G31R201	GELC
R-31	1552	532.2	8/17/2005	WG	F	CS		Inorg	314.0	Perchlorate	<	4			4	ug/L	U		143666	GF0508G31R201	GELC
R-31	1552	532.2	11/28/2006	WG	F	CS		Inorg	150.1	pH		7.68			0.01	SU	H	J	177029	GF06110G31R201	GELC
R-31	1552	532.2	8/17/2005	WG	F	CS		Inorg	150.1	pH		7.49			0.01	SU	H	J	143666	GF0508G31R201	GELC
R-31	1552	532.2	11/28/2006	WG	UF	CS		Inorg	150.1	pH		8.11			0.01	SU	H	J	177029	GU06110G31R201	GELC
R-31	1552	532.2	11/28/2006	WG	F	CS		Inorg	6010	Potassium		4.45			0.05	mg/L			177029	GF06110G31R201	GELC
R-31	1552	532.2	8/17/2005	WG	F	CS		Inorg	6010	Potassium		4.51			0.05	mg/L			143666	GF0508G31R201	GELC
R-31	1552	532.2	3/18/2004	WG	F	CS		Inorg	6010	Potassium		4.89			0.0165	mg/L			109391	GF0403G31R201	GELC
R-31	1552	532.2	3/18/2004	WG	F	DUP		Inorg	6010	Potassium		5.1			0.0165	mg/L			109391	GF0403G31R201	GELC
R-31	1552	532.2	11/28/2006	WG	UF	CS		Inorg	6010	Potassium		4.39			0.05	mg/L			177029	GU06110G31R201	GELC
R-31	1552	532.2	8/17/2005	WG	UF	CS		Inorg	6010	Potassium		4.52			0.05	mg/L			143666	GU0508G31R201	GELC
R-31	1552	532.2	3/18/2004	WG	UF	CS		Inorg	6010	Potassium		4.72			0.0165	mg/L			109391	GU0403G31R201	GELC
R-31	1552	532.2	3/18/2004	WG	UF	DUP		Inorg	6010	Potassium		4.95			0.0165	mg/L			109391	GU0403G31R201	GELC
R-31	1552	532.2	11/28/2006	WG	F	CS		Inorg	6010	Silicon Dioxide		34.9			0.032	mg/L			177029	GF06110G31R201	GELC
R-31	1552	532.2	8/17/2005	WG	F	CS		Inorg	6010	Silicon Dioxide		30.3			0.032	mg/L			143666	GF0508G31R201	GELC
R-31	1552	532.2	3/18/2004	WG	F	CS		Inorg	6010	Silicon Dioxide		30.2			0.0212	mg/L			109391	GF0403G31R201	GELC
R-31	1552	532.2	3/18/2004	WG	F	DUP		Inorg	6010	Silicon Dioxide		31.4			0.0212	mg/L			109391	GF0403G31R201	GELC
R-31	1552	532.2	11/28/2006	WG	UF	CS		Inorg	6010	Silicon Dioxide		34.6			0.032	mg/L			177029	GU06110G31R201	GELC
R-31	1552	532.2	8/17/2005	WG	UF	CS		Inorg	6010	Silicon Dioxide		31.4			0.032	mg/L			143666	GU0508G31R201	GELC
R-31	1552	532.2	3/18/2004	WG	UF	CS		Inorg	6010	Silicon Dioxide		30.1			0.0212	mg/L			109391	GU0403G31R201	GELC
R-31	1552	532.2	3/18/2004	WG	UF	DUP		Inorg	6010	Silicon Dioxide		31.3			0.0212	mg/L			109391	GU0403G31R201	GELC
R-31	1552	532.2	11/28/2006	WG	F	CS		Inorg	6010	Sodium		26.7			0.045	mg/L			177029	GF06110G31R201	GELC
R-31	1552	532.2	8/17/2005	WG	F	CS		Inorg	6010	Sodium		26.1			0.045	mg/L			143666	GF0508G31R201	GELC
R-31	1552	532.2	3/18/2004	WG	F	CS		Inorg	6010	Sodium		26.9			0.0144	mg/L			109391	GF0403G31R201	GELC
R-31	1552	532.2	3/18/2004	WG	F	DUP		Inorg	6010	Sodium		28			0.0144	mg/L			109391	GF0403G31R201	GELC
R-31	1552	532.2	11/28/2006	WG	UF	CS		Inorg	6010	Sodium		26.1			0.045	mg/L			177029	GU06110G31R201	GELC
R-31	1552	532.2	8/17/2005	WG	UF	CS		Inorg	6010	Sodium		27			0.045	mg/L			143666	GU0508G31R201	GELC
R-31	1552	532.2	3/18/2004	WG	UF	CS		Inorg	6010	Sodium		25.9			0.0144	mg/L			109391	GU0403G31R201	GELC
R-31	1552	532.2	3/18/2004	WG	UF	DUP		Inorg	6010	Sodium		27.2			0.0144	mg/L			109391	GU0403G31R201	GELC
R-31	1552	532.2	11/28/2006	WG	F	CS		Inorg	120.1	Specific Conductance		476			1	uS/cm			177029	GF06110G31R201	GELC
R-31	1552	532.2	8/17/2005	WG	F	CS		Inorg	120.1	Specific Conductance		488			1	uS/cm			143666	GF0508G31R201	GELC
R-31	1552	532.2	11/28/2006	WG	UF	CS		Inorg	120.1	Specific Conductance		469			1	uS/cm			177029	GU06110G31R201	GELC
R-31	1552	532.2	11/28/2006	WG	F	CS		Inorg	160.1	Total Dissolved Solids		246			2.38	mg/L			177029	GF06110G31R201	GELC
R-31	1552	532.2	11/28/2006	WG	F	CS		Inorg	160.1	Total Dissolved Solids		253			2.38	mg/L			177029	GU06110G31R201	GELC

Ancho Canyon Watershed Last Four Analytical Results  
for Sampling November 27 - December 8, 2006

Periodic Monitoring Report for Ancho Watershed

Location	Port	Depth (ft)	Date	Fld Matrix	Fld Prep	Lab Sample Type	Fld QC	Suite	Method	Analyte	Symbol	Result	1-sigma TPU	MDA	MDL	Units	Lab Qual	2nd Qual	Request	Sample	Lab
R-31	1552	532.2	8/17/2005	WG	F	CS		Inorg	160.1	Total Dissolved Solids		296			2.38	mg/L	H	J	143666	GF0508G31R201	GELC
R-31	1552	532.2	11/28/2006	WG	F	CS		Inorg	351.2	Total Kjeldahl Nitrogen		0.3			0.01	mg/L			177029	GF06110G31R201	GELC
R-31	1552	532.2	8/17/2005	WG	F	CS		Inorg	351.2	Total Kjeldahl Nitrogen		0.311			0.01	mg/L			143666	GF0508G31R201	GELC
R-31	1552	532.2	3/18/2004	WG	F	CS		Inorg	351.2	Total Kjeldahl Nitrogen		1.28			0.044	mg/L			109391	GF0403G31R201	GELC
R-31	1552	532.2	3/18/2004	WG	F	DUP		Inorg	351.2	Total Kjeldahl Nitrogen		1.28			0.044	mg/L			109306	GF0403G31R201	GELC
R-31	1552	532.2	11/28/2006	WG	UF	CS		Inorg	351.2	Total Kjeldahl Nitrogen		0.446			0.01	mg/L			177029	GU06110G31R201	GELC
R-31	1552	532.2	3/18/2004	WG	UF	CS		Inorg	351.2	Total Kjeldahl Nitrogen		1.45			0.044	mg/L			109391	GU0403G31R201	GELC
R-31	1552	532.2	3/18/2004	WG	UF	DUP		Inorg	351.2	Total Kjeldahl Nitrogen		1.45			0.044	mg/L			109306	GU0403G31R201	GELC
R-31	1552	532.2	11/28/2006	WG	UF	CS		Inorg	9060	Total Organic Carbon		4.98			0.33	mg/L			177029	GU06110G31R201	GELC
R-31	1552	532.2	3/18/2004	WG	UF	CS		Inorg	9060	Total Organic Carbon		6.23			0.025	mg/L			109391	GU0403G31R201	GELC
R-31	1552	532.2	3/18/2004	WG	UF	DUP		Inorg	9060	Total Organic Carbon		6.08			0.025	mg/L			108985	GU0403G31R201	GELC
R-31	1552	532.2	11/28/2006	WG	F	CS		Met	6010	Aluminum	<	68			68	ug/L	U		177029	GF06110G31R201	GELC
R-31	1552	532.2	8/17/2005	WG	F	CS		Met	6010	Aluminum	<	68			68	ug/L	U		143666	GF0508G31R201	GELC
R-31	1552	532.2	3/18/2004	WG	F	CS		Met	6010	Aluminum		20.6			14.7	ug/L	J	R	109391	GF0403G31R201	GELC
R-31	1552	532.2	3/18/2004	WG	F	DUP		Met	6010	Aluminum		16.3			14.7	ug/L	J		109391	GF0403G31R201	GELC
R-31	1552	532.2	11/28/2006	WG	UF	CS		Met	6010	Aluminum	<	68			68	ug/L	U		177029	GU06110G31R201	GELC
R-31	1552	532.2	8/17/2005	WG	UF	CS		Met	6010	Aluminum	<	68			68	ug/L	U		143666	GU0508G31R201	GELC
R-31	1552	532.2	3/18/2004	WG	UF	CS		Met	6010	Aluminum	<	14.7			14.7	ug/L	U	R	109391	GU0403G31R201	GELC
R-31	1552	532.2	3/18/2004	WG	UF	DUP		Met	6010	Aluminum		19.5			14.7	ug/L	J		109391	GU0403G31R201	GELC
R-31	1552	532.2	11/28/2006	WG	F	CS		Met	6010	Arsenic	<	6			6	ug/L	U		177029	GF06110G31R201	GELC
R-31	1552	532.2	8/17/2005	WG	F	CS		Met	6010	Arsenic	<	6			6	ug/L	U		143666	GF0508G31R201	GELC
R-31	1552	532.2	3/18/2004	WG	F	CS		Met	6010	Arsenic		2.61			2.24	ug/L	J		109391	GF0403G31R201	GELC
R-31	1552	532.2	3/18/2004	WG	F	DUP		Met	6010	Arsenic	<	2.24			2.24	ug/L	U		109391	GF0403G31R201	GELC
R-31	1552	532.2	11/28/2006	WG	UF	CS		Met	6010	Arsenic	<	6			6	ug/L	U		177029	GU06110G31R201	GELC
R-31	1552	532.2	8/17/2005	WG	UF	CS		Met	6010	Arsenic	<	6			6	ug/L	U		143666	GU0508G31R201	GELC
R-31	1552	532.2	3/18/2004	WG	UF	CS		Met	6010	Arsenic	<	2.24			2.24	ug/L	U		109391	GU0403G31R201	GELC
R-31	1552	532.2	3/18/2004	WG	UF	DUP		Met	6010	Arsenic	<	2.24			2.24	ug/L	U		109391	GU0403G31R201	GELC
R-31	1552	532.2	11/28/2006	WG	F	CS		Met	6010	Barium		262			1	ug/L			177029	GF06110G31R201	GELC
R-31	1552	532.2	8/17/2005	WG	F	CS		Met	6010	Barium		277			1	ug/L			143666	GF0508G31R201	GELC
R-31	1552	532.2	3/18/2004	WG	F	CS		Met	6010	Barium		322			0.222	ug/L			109391	GF0403G31R201	GELC
R-31	1552	532.2	3/18/2004	WG	F	DUP		Met	6010	Barium		337			0.222	ug/L			109391	GF0403G31R201	GELC
R-31	1552	532.2	11/28/2006	WG	UF	CS		Met	6010	Barium		260			1	ug/L			177029	GU06110G31R201	GELC
R-31	1552	532.2	8/17/2005	WG	UF	CS		Met	6010	Barium		280			1	ug/L			143666	GU0508G31R201	GELC
R-31	1552	532.2	3/18/2004	WG	UF	CS		Met	6010	Barium		326			0.222	ug/L			109391	GU0403G31R201	GELC
R-31	1552	532.2	3/18/2004	WG	UF	DUP		Met	6010	Barium		341			0.222	ug/L			109391	GU0403G31R201	GELC
R-31	1552	532.2	11/28/2006	WG	F	CS		Met	6010	Boron		23.4			10	ug/L	J		177029	GF06110G31R201	GELC
R-31	1552	532.2	8/17/2005	WG	F	CS		Met	6010	Boron		22.6			10	ug/L	J		143666	GF0508G31R201	GELC
R-31	1552	532.2	3/18/2004	WG	F	CS		Met	6010	Boron	<	22.6			4.88	ug/L	J	U	109391	GF0403G31R201	GELC
R-31	1552	532.2	3/18/2004	WG	F	DUP		Met	6010	Boron		23.6			4.88	ug/L	J		109391	GF0403G31R201	GELC
R-31	1552	532.2	11/28/2006	WG	UF	CS		Met	6010	Boron		22.1			10	ug/L	J		177029	GU06110G31R201	GELC
R-31	1552	532.2	8/17/2005	WG	UF	CS		Met	6010	Boron		22.3			10	ug/L	J		143666	GU0508G31R201	GELC
R-31	1552	532.2	3/18/2004	WG	UF	CS		Met	6010	Boron		26			4.88	ug/L	J		109391	GU0403G31R201	GELC
R-31	1552	532.2	3/18/2004	WG	UF	DUP		Met	6010	Boron		23.9			4.88	ug/L	J		109391	GU0403G31R201	GELC
R-31	1552	532.2	11/28/2006	WG	F	CS		Met	6020	Chromium		1.2			1	ug/L	J		177029	GF06110G31R201	GELC
R-31	1552	532.2	8/17/2005	WG	F	CS		Met	6010	Chromium		1.1			1	ug/L	J		143666	GF0508G31R201	GELC
R-31	1552	532.2	3/18/2004	WG	F	CS		Met	6010	Chromium	<	0.503			0.503	ug/L	U	UJ	109391	GF0403G31R201	GELC
R-31	1552	532.2	3/18/2004	WG	F	DUP		Met	6010	Chromium	<	0.503			0.503	ug/L	U		109391	GF0403G31R201	GELC
R-31	1552	532.2	11/28/2006	WG	UF	CS		Met	6020	Chromium		3.1			1	ug/L			177029	GU06110G31R201	GELC
R-31	1552	532.2	8/17/2005	WG	UF	CS		Met	6010	Chromium		1.8			1	ug/L	J		143666	GU0508G31R201	GELC
R-31	1552	532.2	3/18/2004	WG	UF	CS		Met	6010	Chromium		0.851			0.503	ug/L	J	JN-	109391	GU0403G31R201	GELC
R-31	1552	532.2	3/18/2004	WG	UF	DUP		Met	6010	Chromium		1.65			0.503	ug/L	J		109391	GU0403G31R201	GELC

Ancho Canyon Watershed Last Four Analytical Results  
for Sampling November 27 - December 8, 2006

Periodic Monitoring Report for Ancho Watershed

Location	Port	Depth (ft)	Date	Fld Matrix	Fld Prep	Lab Sample Type	Fld QC	Suite	Method	Analyte	Symbol	Result	1-sigma TPU	MDA	MDL	Units	Lab Qual	2nd Qual	Request	Sample	Lab
R-31	1552	532.2	11/28/2006	WG	F	CS		Met	6010	Cobalt		4.2			1	µg/L	J		177029	GF06110G31R201	GELC
R-31	1552	532.2	8/17/2005	WG	F	CS		Met	6010	Cobalt	<	1			1	µg/L	U		143666	GF0508G31R201	GELC
R-31	1552	532.2	3/18/2004	WG	F	CS		Met	6010	Cobalt		0.574			0.541	µg/L	J		109391	GF0403G31R201	GELC
R-31	1552	532.2	3/18/2004	WG	F	DUP		Met	6010	Cobalt		0.674			0.541	µg/L	J		109391	GF0403G31R201	GELC
R-31	1552	532.2	11/28/2006	WG	UF	CS		Met	6010	Cobalt	<	1			1	µg/L	U		177029	GU06110G31R201	GELC
R-31	1552	532.2	8/17/2005	WG	UF	CS		Met	6010	Cobalt	<	1			1	µg/L	U		143666	GU0508G31R201	GELC
R-31	1552	532.2	3/18/2004	WG	UF	CS		Met	6010	Cobalt		1.59			0.541	µg/L	J		109391	GU0403G31R201	GELC
R-31	1552	532.2	3/18/2004	WG	UF	DUP		Met	6010	Cobalt		0.8			0.541	µg/L	J		109391	GU0403G31R201	GELC
R-31	1552	532.2	11/28/2006	WG	F	CS		Met	6010	Iron		892			18	µg/L			177029	GF06110G31R201	GELC
R-31	1552	532.2	8/17/2005	WG	F	CS		Met	6010	Iron		628			18	µg/L			143666	GF0508G31R201	GELC
R-31	1552	532.2	3/18/2004	WG	F	CS		Met	6010	Iron		746			12.6	µg/L			109391	GF0403G31R201	GELC
R-31	1552	532.2	3/18/2004	WG	F	DUP		Met	6010	Iron		789			12.6	µg/L			109391	GF0403G31R201	GELC
R-31	1552	532.2	11/28/2006	WG	UF	CS		Met	6010	Iron		1420			18	µg/L			177029	GU06110G31R201	GELC
R-31	1552	532.2	8/17/2005	WG	UF	CS		Met	6010	Iron		1720			18	µg/L			143666	GU0508G31R201	GELC
R-31	1552	532.2	3/18/2004	WG	UF	CS		Met	6010	Iron		2530			12.6	µg/L			109391	GU0403G31R201	GELC
R-31	1552	532.2	3/18/2004	WG	UF	DUP		Met	6010	Iron		2590			12.6	µg/L			109391	GU0403G31R201	GELC
R-31	1552	532.2	11/28/2006	WG	F	CS		Met	6010	Manganese		1490			2	µg/L			177029	GF06110G31R201	GELC
R-31	1552	532.2	8/17/2005	WG	F	CS		Met	6010	Manganese		1610			2	µg/L			143666	GF0508G31R201	GELC
R-31	1552	532.2	3/18/2004	WG	F	CS		Met	6020	Manganese		1760			1.61	µg/L	E	J	109391	GF0403G31R201	GELC
R-31	1552	532.2	3/18/2004	WG	F	DUP		Met	6020	Manganese		1890			1.61	µg/L			109391	GF0403G31R201	GELC
R-31	1552	532.2	11/28/2006	WG	UF	CS		Met	6010	Manganese		1460			2	µg/L			177029	GU06110G31R201	GELC
R-31	1552	532.2	8/17/2005	WG	UF	CS		Met	6010	Manganese		1640			2	µg/L			143666	GU0508G31R201	GELC
R-31	1552	532.2	3/18/2004	WG	UF	CS		Met	6020	Manganese		1820			1.61	µg/L	E		109391	GU0403G31R201	GELC
R-31	1552	532.2	3/18/2004	WG	UF	DUP		Met	6020	Manganese		1850			1.61	µg/L			109391	GU0403G31R201	GELC
R-31	1552	532.2	11/28/2006	WG	F	CS		Met	6010	Molybdenum		54.2			2	µg/L			177029	GF06110G31R201	GELC
R-31	1552	532.2	8/17/2005	WG	F	CS		Met	6010	Molybdenum		52.4			2	µg/L			143666	GF0508G31R201	GELC
R-31	1552	532.2	3/18/2004	WG	F	CS		Met	6020	Molybdenum		52.8			0.2	µg/L			109391	GF0403G31R201	GELC
R-31	1552	532.2	3/18/2004	WG	F	DUP		Met	6020	Molybdenum		53.9			0.2	µg/L			109391	GF0403G31R201	GELC
R-31	1552	532.2	11/28/2006	WG	UF	CS		Met	6010	Molybdenum		53.9			2	µg/L			177029	GU06110G31R201	GELC
R-31	1552	532.2	8/17/2005	WG	UF	CS		Met	6010	Molybdenum		54.3			2	µg/L			143666	GU0508G31R201	GELC
R-31	1552	532.2	3/18/2004	WG	UF	CS		Met	6020	Molybdenum		56.4			0.2	µg/L			109391	GU0403G31R201	GELC
R-31	1552	532.2	3/18/2004	WG	UF	DUP		Met	6020	Molybdenum		54.2			0.2	µg/L			109391	GU0403G31R201	GELC
R-31	1552	532.2	11/28/2006	WG	F	CS		Met	6020	Nickel		7.4			0.5	µg/L			177029	GF06110G31R201	GELC
R-31	1552	532.2	8/17/2005	WG	F	CS		Met	6020	Nickel		7.2			0.5	µg/L			143666	GF0508G31R201	GELC
R-31	1552	532.2	3/18/2004	WG	F	CS		Met	6010	Nickel		6.39			0.69	µg/L		J-	109391	GF0403G31R201	GELC
R-31	1552	532.2	3/18/2004	WG	F	DUP		Met	6010	Nickel		7.62			0.69	µg/L			109391	GF0403G31R201	GELC
R-31	1552	532.2	11/28/2006	WG	UF	CS		Met	6020	Nickel		7.9			0.5	µg/L			177029	GU06110G31R201	GELC
R-31	1552	532.2	8/17/2005	WG	UF	CS		Met	6020	Nickel		7.3			0.5	µg/L			143666	GU0508G31R201	GELC
R-31	1552	532.2	3/18/2004	WG	UF	CS		Met	6010	Nickel		7.15			0.69	µg/L		J-	109391	GU0403G31R201	GELC
R-31	1552	532.2	3/18/2004	WG	UF	DUP		Met	6010	Nickel		8.23			0.69	µg/L			109391	GU0403G31R201	GELC
R-31	1552	532.2	11/28/2006	WG	F	CS		Met	6010	Strontium		275			1	µg/L			177029	GF06110G31R201	GELC
R-31	1552	532.2	8/17/2005	WG	F	CS		Met	6010	Strontium		279			1	µg/L			143666	GF0508G31R201	GELC
R-31	1552	532.2	3/18/2004	WG	F	CS		Met	6010	Strontium		310			0.178	µg/L			109391	GF0403G31R201	GELC
R-31	1552	532.2	3/18/2004	WG	F	DUP		Met	6010	Strontium		324			0.178	µg/L			109391	GF0403G31R201	GELC
R-31	1552	532.2	11/28/2006	WG	UF	CS		Met	6010	Strontium		270			1	µg/L			177029	GU06110G31R201	GELC
R-31	1552	532.2	8/17/2005	WG	UF	CS		Met	6010	Strontium		285			1	µg/L			143666	GU0508G31R201	GELC
R-31	1552	532.2	3/18/2004	WG	UF	CS		Met	6010	Strontium		306			0.178	µg/L			109391	GU0403G31R201	GELC
R-31	1552	532.2	3/18/2004	WG	UF	DUP		Met	6010	Strontium		320			0.178	µg/L			109391	GU0403G31R201	GELC
R-31	1552	532.2	11/28/2006	WG	F	CS		Met	6020	Thallium		0.42			0.4	µg/L	J		177029	GF06110G31R201	GELC
R-31	1552	532.2	8/17/2005	WG	F	CS		Met	6020	Thallium		0.42			0.4	µg/L	J		143666	GF0508G31R201	GELC
R-31	1552	532.2	3/18/2004	WG	F	CS		Met	6020	Thallium	<	0.326			0.02	µg/L	J	U	109391	GF0403G31R201	GELC



Ancho Canyon Watershed Last Four Analytical Results  
for Sampling November 27 - December 8, 2006

Periodic Monitoring Report for Ancho Watershed

Location	Port	Depth (ft)	Date	Fld Matrix	Fld Prep	Lab Sample Type	Fld QC	Suite	Method	Analyte	Symbol	Result	1-sigma TPU	MDA	MDL	Units	Lab Qual	2nd Qual	Request	Sample	Lab
R-31	1552	532.2	3/18/2004	WG	F	DUP		Met	6020	Thallium		0.096			0.02	µg/L	J		109391	GF0403G31R201	GELC
R-31	1552	532.2	11/28/2006	WG	UF	CS		Met	6020	Thallium	<	0.4			0.4	µg/L	U		177029	GU06110G31R201	GELC
R-31	1552	532.2	8/17/2005	WG	UF	CS		Met	6020	Thallium	<	0.4			0.4	µg/L	U		143666	GU0508G31R201	GELC
R-31	1552	532.2	3/18/2004	WG	UF	CS		Met	6020	Thallium	<	0.033			0.02	µg/L	J	U	109391	GU0403G31R201	GELC
R-31	1552	532.2	3/18/2004	WG	UF	DUP		Met	6020	Thallium		0.022			0.02	µg/L	J		109391	GU0403G31R201	GELC
R-31	1552	532.2	11/28/2006	WG	F	CS		Met	6020	Uranium		0.95			0.05	µg/L			177029	GF06110G31R201	GELC
R-31	1552	532.2	8/17/2005	WG	F	CS		Met	6020	Uranium		1.1			0.05	µg/L			143666	GF0508G31R201	GELC
R-31	1552	532.2	3/18/2004	WG	F	CS		Met	6020	Uranium		1			0.02	µg/L			109391	GF0403G31R201	GELC
R-31	1552	532.2	3/18/2004	WG	F	DUP		Met	6020	Uranium		1.04			0.02	µg/L			109391	GF0403G31R201	GELC
R-31	1552	532.2	11/28/2006	WG	UF	CS		Met	6020	Uranium		0.91			0.05	µg/L			177029	GU06110G31R201	GELC
R-31	1552	532.2	8/17/2005	WG	UF	CS		Met	6020	Uranium		1			0.05	µg/L			143666	GU0508G31R201	GELC
R-31	1552	532.2	3/18/2004	WG	UF	CS		Met	6020	Uranium		0.998			0.02	µg/L			109391	GU0403G31R201	GELC
R-31	1552	532.2	3/18/2004	WG	UF	DUP		Met	6020	Uranium		0.977			0.02	µg/L			109391	GU0403G31R201	GELC
R-31	1552	532.2	11/28/2006	WG	F	CS		Met	6010	Vanadium	<	1			1	µg/L	U		177029	GF06110G31R201	GELC
R-31	1552	532.2	8/17/2005	WG	F	CS		Met	6010	Vanadium	<	1			1	µg/L	U		143666	GF0508G31R201	GELC
R-31	1552	532.2	3/18/2004	WG	F	CS		Met	6010	Vanadium	<	0.606			0.606	µg/L	U		109391	GF0403G31R201	GELC
R-31	1552	532.2	3/18/2004	WG	F	DUP		Met	6010	Vanadium		0.754			0.606	µg/L	J		109391	GF0403G31R201	GELC
R-31	1552	532.2	11/28/2006	WG	UF	CS		Met	6010	Vanadium	<	1			1	µg/L	U		177029	GU06110G31R201	GELC
R-31	1552	532.2	8/17/2005	WG	UF	CS		Met	6010	Vanadium	<	1			1	µg/L	U		143666	GU0508G31R201	GELC
R-31	1552	532.2	3/18/2004	WG	UF	CS		Met	6010	Vanadium	<	0.606			0.606	µg/L	U		109391	GU0403G31R201	GELC
R-31	1552	532.2	3/18/2004	WG	UF	DUP		Met	6010	Vanadium		1.17			0.606	µg/L	J		109391	GU0403G31R201	GELC
R-31	1552	532.2	11/28/2006	WG	F	CS		Met	6010	Zinc		5.8			2	µg/L	J		177029	GF06110G31R201	GELC
R-31	1552	532.2	8/17/2005	WG	F	CS		Met	6010	Zinc	<	8.2			2	µg/L	J	U	143666	GF0508G31R201	GELC
R-31	1552	532.2	3/18/2004	WG	F	CS		Met	6010	Zinc		2.53			0.883	µg/L	J		109391	GF0403G31R201	GELC
R-31	1552	532.2	3/18/2004	WG	F	DUP		Met	6010	Zinc		1.63			0.883	µg/L	J		109391	GF0403G31R201	GELC
R-31	1552	532.2	11/28/2006	WG	UF	CS		Met	6010	Zinc		11.6			2	µg/L			177029	GU06110G31R201	GELC
R-31	1552	532.2	8/17/2005	WG	UF	CS		Met	6010	Zinc		19.3			2	µg/L			143666	GU0508G31R201	GELC
R-31	1552	532.2	3/18/2004	WG	UF	CS		Met	6010	Zinc		4.23			0.883	µg/L	J		109391	GU0403G31R201	GELC
R-31	1552	532.2	3/18/2004	WG	UF	DUP		Met	6010	Zinc		4.41			0.883	µg/L	J		109391	GU0403G31R201	GELC
R-31	1552	532.2	11/28/2006	WG	F	CS		Rad	H300	Americium-241		-0.00125	0.00379	0.0228		pCi/L	U	U	177029	GF06110G31R201	GELC
R-31	1552	532.2	8/17/2005	WG	F	CS		Rad	H300	Americium-241		0.00586	0.00685	0.033		pCi/L	U	U	143666	GF0508G31R201	GELC
R-31	1552	532.2	11/28/2006	WG	UF	CS		Rad	H300	Americium-241		0.00162	0.00373	0.0251		pCi/L	U	U	177029	GU06110G31R201	GELC
R-31	1552	532.2	8/17/2005	WG	UF	CS		Rad	H300	Americium-241		0.00414	0.00679	0.034		pCi/L	U	U	143666	GU0508G31R201	GELC
R-31	1552	532.2	3/18/2004	WG	UF	CS		Rad	AS	Americium-241		-0.00219	0.00658	0.039		pCi/L	U	U	109391	GU0403G31R201	GELC
R-31	1552	532.2	11/28/2006	WG	F	CS		Rad	901.1	Cesium-137		0.989	0.765	2.96		pCi/L	U	U	177029	GF06110G31R201	GELC
R-31	1552	532.2	8/17/2005	WG	F	CS		Rad	901.1	Cesium-137		-0.382	1.23	4.42		pCi/L	U	U	143666	GF0508G31R201	GELC
R-31	1552	532.2	11/28/2006	WG	UF	CS		Rad	901.1	Cesium-137		0.182	1.09	4.05		pCi/L	U	U	177029	GU06110G31R201	GELC
R-31	1552	532.2	8/17/2005	WG	UF	CS		Rad	901.1	Cesium-137		0.27	0.915	3.33		pCi/L	U	U	143666	GU0508G31R201	GELC
R-31	1552	532.2	3/18/2004	WG	UF	CS		Rad	901.1	Cesium-137		0.736	0.883	3.37		pCi/L	U	U	109391	GU0403G31R201	GELC
R-31	1552	532.2	11/28/2006	WG	F	CS		Rad	901.1	Cobalt-60		2.56	0.814	3.65		pCi/L	U	U	177029	GF06110G31R201	GELC
R-31	1552	532.2	8/17/2005	WG	F	CS		Rad	901.1	Cobalt-60		-2.11	1.28	4.33		pCi/L	U	U	143666	GF0508G31R201	GELC
R-31	1552	532.2	11/28/2006	WG	UF	CS		Rad	901.1	Cobalt-60		0.782	1.18	4.53		pCi/L	U	U	177029	GU06110G31R201	GELC
R-31	1552	532.2	8/17/2005	WG	UF	CS		Rad	901.1	Cobalt-60		0.801	2.12	4.36		pCi/L	U	U	143666	GU0508G31R201	GELC
R-31	1552	532.2	11/28/2006	WG	F	CS		Rad	900	Gross alpha		2.03	0.81	1.81		pCi/L		J	177029	GF06110G31R201	GELC
R-31	1552	532.2	8/17/2005	WG	F	CS		Rad	900	Gross alpha		4.28	1.27	3.14		pCi/L		J	143666	GF0508G31R201	GELC
R-31	1552	532.2	11/28/2006	WG	UF	CS		Rad	900	Gross alpha		2.57	0.994	2.53		pCi/L		J	177029	GU06110G31R201	GELC
R-31	1552	532.2	8/17/2005	WG	UF	CS		Rad	900	Gross alpha		2.95	0.925	2.19		pCi/L		J	143666	GU0508G31R201	GELC
R-31	1552	532.2	11/28/2006	WG	F	CS		Rad	900	Gross beta		4.45	0.929	2.28		pCi/L		J	177029	GF06110G31R201	GELC
R-31	1552	532.2	8/17/2005	WG	F	CS		Rad	900	Gross beta		5.27	0.67	1.98		pCi/L		J	143666	GF0508G31R201	GELC
R-31	1552	532.2	11/28/2006	WG	UF	CS		Rad	900	Gross beta		2.15	0.779	2.32		pCi/L	U	U	177029	GU06110G31R201	GELC
R-31	1552	532.2	8/17/2005	WG	UF	CS		Rad	900	Gross beta		5.94	0.597	1.69		pCi/L			143666	GU0508G31R201	GELC

Ancho Canyon Watershed Last Four Analytical Results  
for Sampling November 27 - December 8, 2006

Periodic Monitoring Report for Ancho Watershed

Location	Port	Depth (ft)	Date	Fld Matrix	Fld Prep	Lab Sample Type	Fld QC	Suite	Method	Analyte	Symbol	Result	1-sigma TPU	MDA	MDL	Units	Lab Qual	2nd Qual	Request	Sample	Lab
R-31	1552	532.2	11/28/2006	WG	F	CS		Rad	901.1	Gross gamma		79.5	80	263		pCi/L	U	U	177029	GF06110G31R201	GELC
R-31	1552	532.2	8/17/2005	WG	F	CS		Rad	901.1	Gross gamma		54.3	65	258		pCi/L	U	U, J-	143666	GF0508G31R201	GELC
R-31	1552	532.2	11/28/2006	WG	UF	CS		Rad	901.1	Gross gamma		78.4	266	282		pCi/L	U	U	177029	GU06110G31R201	GELC
R-31	1552	532.2	8/17/2005	WG	UF	CS		Rad	901.1	Gross gamma		94.6	69.6	362		pCi/L	U	U, J-	143666	GU0508G31R201	GELC
R-31	1552	532.2	11/28/2006	WG	F	CS		Rad	901.1	Neptunium-237		1.45	7.44	19.4		pCi/L	U	U	177029	GF06110G31R201	GELC
R-31	1552	532.2	8/17/2005	WG	F	CS		Rad	901.1	Neptunium-237		-10.4	5.2	16		pCi/L	U	U	143666	GF0508G31R201	GELC
R-31	1552	532.2	11/28/2006	WG	UF	CS		Rad	901.1	Neptunium-237		-9.21	5.01	15.9		pCi/L	U	U	177029	GU06110G31R201	GELC
R-31	1552	532.2	8/17/2005	WG	UF	CS		Rad	901.1	Neptunium-237		15.1	7.63	27.1		pCi/L	U	U	143666	GU0508G31R201	GELC
R-31	1552	532.2	11/28/2006	WG	F	CS		Rad	H300	Plutonium-238		-0.0102	0.00456	0.0223		pCi/L	U	U	177029	GF06110G31R201	GELC
R-31	1552	532.2	8/17/2005	WG	F	CS		Rad	H300	Plutonium-238		0.0239	0.0258	0.099		pCi/L	U	U	143666	GF0508G31R201	GELC
R-31	1552	532.2	11/28/2006	WG	UF	CS		Rad	H300	Plutonium-238		-0.00215	0.0048	0.0235		pCi/L	U	U	177029	GU06110G31R201	GELC
R-31	1552	532.2	8/17/2005	WG	UF	CS		Rad	H300	Plutonium-238		0.0289	0.0185	0.075		pCi/L	U	U	143666	GU0508G31R201	GELC
R-31	1552	532.2	3/18/2004	WG	UF	CS		Rad	AS	Plutonium-238		1.91E-09	0.00941	0.028		pCi/L	U	U	109391	GU0403G31R201	GELC
R-31	1552	532.2	11/28/2006	WG	F	CS		Rad	H300	Plutonium-239/Plutonium-240		-0.0163	0.00707	0.0149		pCi/L	U	R	177029	GF06110G31R201	GELC
R-31	1552	532.2	8/17/2005	WG	F	CS		Rad	H300	Plutonium-239/Plutonium-240		2.28E-09	0.0151	0.084		pCi/L	U	U	143666	GF0508G31R201	GELC
R-31	1552	532.2	11/28/2006	WG	UF	CS		Rad	H300	Plutonium-239/Plutonium-240		-0.00214	0.00372	0.0157		pCi/L	U	U	177029	GU06110G31R201	GELC
R-31	1552	532.2	8/17/2005	WG	UF	CS		Rad	H300	Plutonium-239/Plutonium-240		1.72E-09	0.0135	0.063		pCi/L	U	U	143666	GU0508G31R201	GELC
R-31	1552	532.2	3/18/2004	WG	UF	CS		Rad	AS	Plutonium-239/Plutonium-240		0.002	0.00601	0.025		pCi/L	U	U	109391	GU0403G31R201	GELC
R-31	1552	532.2	11/28/2006	WG	F	CS		Rad	901.1	Potassium-40		15.4	21.1	31.3		pCi/L	U	U	177029	GF06110G31R201	GELC
R-31	1552	532.2	8/17/2005	WG	F	CS		Rad	901.1	Potassium-40		15.1	17	35.7		pCi/L	U	U	143666	GF0508G31R201	GELC
R-31	1552	532.2	11/28/2006	WG	UF	CS		Rad	901.1	Potassium-40		40.2	13.9	60.1		pCi/L	U	U	177029	GU06110G31R201	GELC
R-31	1552	532.2	8/17/2005	WG	UF	CS		Rad	901.1	Potassium-40		55.8	39.2	35.3		pCi/L	UI	R	143666	GU0508G31R201	GELC
R-31	1552	532.2	3/18/2004	WG	UF	CS		Rad	901.1	Potassium-40		13.4	22.5	34		pCi/L	U	U	109391	GU0403G31R201	GELC
R-31	1552	532.2	11/28/2006	WG	F	CS		Rad	901.1	Sodium-22		0.0724	0.774	2.95		pCi/L	U	U	177029	GF06110G31R201	GELC
R-31	1552	532.2	8/17/2005	WG	F	CS		Rad	901.1	Sodium-22		-1.26	1.31	4.37		pCi/L	U	U	143666	GF0508G31R201	GELC
R-31	1552	532.2	11/28/2006	WG	UF	CS		Rad	901.1	Sodium-22		-0.501	1.14	4.02		pCi/L	U	U	177029	GU06110G31R201	GELC
R-31	1552	532.2	8/17/2005	WG	UF	CS		Rad	901.1	Sodium-22		1.34	0.972	3.73		pCi/L	U	U	143666	GU0508G31R201	GELC
R-31	1552	532.2	3/18/2004	WG	UF	CS		Rad	901.1	Sodium-22		2.81	1.94	3.61		pCi/L	U	U	109391	GU0403G31R201	GELC
R-31	1552	532.2	11/28/2006	WG	F	CS		Rad	905.0	Strontium-90		-0.245	0.0931	0.326		pCi/L	U	U	177029	GF06110G31R201	GELC
R-31	1552	532.2	8/17/2005	WG	F	CS		Rad	905.0	Strontium-90		0.019	0.0497	0.221		pCi/L	U	U	143666	GF0508G31R201	GELC
R-31	1552	532.2	11/28/2006	WG	UF	CS		Rad	905.0	Strontium-90		0.123	0.0836	0.276		pCi/L	U	U	177029	GU06110G31R201	GELC
R-31	1552	532.2	8/17/2005	WG	UF	CS		Rad	905.0	Strontium-90		0.0744	0.0521	0.218		pCi/L	U	U	143666	GU0508G31R201	GELC
R-31	1552	532.2	3/18/2004	WG	UF	CS		Rad	GFPC	Strontium-90		-0.0055	0.0301	0.12		pCi/L	U	U	109391	GU0403G31R201	GELC
R-31	1552	532.2	3/18/2004	WG	UF	DUP		Rad	GFPC	Strontium-90		0.104	0.0409	0.143		pCi/L	U		109306	GU0403G31R201	GELC
R-31	1552	532.2	11/28/2006	WG	UF	CS		Rad	LLEE	Tritium		0.6386	0.28737	0.28737		pCi/L		J	2293	UU06110G31R201	UMTL
R-31	1552	532.2	8/17/2005	WG	UF	CS		Rad	906.0	Tritium		24	58.9	200		pCi/L	U	U	143666	GU0508G31R201	GELC
R-31	1552	532.2	3/18/2004	WG	UF	CS		Rad	LLEE	Tritium		0.35123	0.28737		0.28737	pCi/L		J	1863	UU0403G31R201	UMTL
R-31	1552	532.2	3/18/2004	WG	UF	DUP		Rad	LLEE	Tritium		0.76632	0.28737		0.28737	pCi/L		U	1863	UU0403G31R201	UMTL
R-31	1552	532.2	11/28/2006	WG	F	CS		Rad	H300	Uranium-234		0.574	0.0599	0.0812		pCi/L			177029	GF06110G31R201	GELC
R-31	1552	532.2	8/17/2005	WG	F	CS		Rad	H300	Uranium-234		0.618	0.0481	0.067		pCi/L			143666	GF0508G31R201	GELC
R-31	1552	532.2	11/28/2006	WG	UF	CS		Rad	H300	Uranium-234		0.587	0.0595	0.083		pCi/L			177029	GU06110G31R201	GELC
R-31	1552	532.2	8/17/2005	WG	UF	CS		Rad	H300	Uranium-234		0.593	0.0449	0.061		pCi/L			143666	GU0508G31R201	GELC
R-31	1552	532.2	3/18/2004	WG	UF	CS		Rad	AS	Uranium-234		0.494	0.0487	0.061		pCi/L			109391	GU0403G31R201	GELC
R-31	1552	532.2	11/28/2006	WG	F	CS		Rad	H300	Uranium-235/Uranium-236		0.0142	0.0171	0.0828		pCi/L	U	U	177029	GF06110G31R201	GELC
R-31	1552	532.2	8/17/2005	WG	F	CS		Rad	H300	Uranium-235/Uranium-236		0.0328	0.016	0.051		pCi/L	U	U	143666	GF0508G31R201	GELC
R-31	1552	532.2	11/28/2006	WG	UF	CS		Rad	H300	Uranium-235/Uranium-236		0.0242	0.0146	0.0846		pCi/L	U	U	177029	GU06110G31R201	GELC
R-31	1552	532.2	8/17/2005	WG	UF	CS		Rad	H300	Uranium-235/Uranium-236		0.0296	0.0106	0.046		pCi/L	U	U	143666	GU0508G31R201	GELC
R-31	1552	532.2	3/18/2004	WG	UF	CS		Rad	AS	Uranium-235/Uranium-236		0.0344	0.0111	0.035		pCi/L	U	U	109391	GU0403G31R201	GELC
R-31	1552	532.2	11/28/2006	WG	F	CS		Rad	H300	Uranium-238		0.344	0.0442	0.0575		pCi/L			177029	GF06110G31R201	GELC
R-31	1552	532.2	8/17/2005	WG	F	CS		Rad	H300	Uranium-238		0.393	0.038	0.048		pCi/L			143666	GF0508G31R201	GELC
R-31	1552	532.2	11/28/2006	WG	UF	CS		Rad	H300	Uranium-238		0.391	0.0459	0.0587		pCi/L			177029	GU06110G31R201	GELC

Ancho Canyon Watershed Last Four Analytical Results  
for Sampling November 27 - December 8, 2006

Periodic Monitoring Report for Ancho Watershed

Location	Port	Depth (ft)	Date	Fld Matrix	Fld Prep	Lab Sample Type	Fld QC	Suite	Method	Analyte	Symbol	Result	1-sigma TPU	MDA	MDL	Units	Lab Qual	2nd Qual	Request	Sample	Lab
R-31	1552	532.2	8/17/2005	WG	UF	CS		Rad	H300	Uranium-238		0.398	0.0341	0.043		pCi/L			143666	GU0508G31R201	GELC
R-31	1552	532.2	3/18/2004	WG	UF	CS		Rad	AS	Uranium-238		0.309	0.0347	0.039		pCi/L			109391	GU0403G31R201	GELC
R-31	1552	532.2	11/28/2006	WG	UF	CS		SV	8270	Bis(2-ethylhexyl)phthalate		2.96			2	µg/L	J		177029	GU06110G31R201	GELC
R-31	1552	532.2	8/17/2005	WG	UF	CS		SV	8270	Bis(2-ethylhexyl)phthalate	<	25				µg/L	U		143666	GU0508G31R201	GELC
R-31	1552	532.2	3/18/2004	WG	UF	CS		SV	8270	Bis(2-ethylhexyl)phthalate		4				µg/L	J		109391	GU0403G31R201	GELC
R-31	1552	532.2	11/28/2006	WG	UF	CS		SV	8270	Trichlorobenzene[1,2,4-]	<	10			2	µg/L	U		177029	GU06110G31R201	GELC
R-31	1552	532.2	8/17/2005	WG	UF	CS		SV	8270	Trichlorobenzene[1,2,4-]	<	25				µg/L	U		143666	GU0508G31R201	GELC
R-31	1552	532.2	3/18/2004	WG	UF	CS		SV	8270	Trichlorobenzene[1,2,4-]	<	12				µg/L	U		109391	GU0403G31R201	GELC
R-31	1552	532.2	11/28/2006	WG	UF	CS		Voa	8260	Acetone		2.04				µg/L	J		177029	GU06110G31R201	GELC
R-31	1552	532.2	11/28/2006	WG	UF	CS	FTB	Voa	8260	Acetone	<	5				µg/L	U		177029	GU06110G31R201-FTB	GELC
R-31	1552	532.2	8/17/2005	WG	UF	CS		Voa	8260	Acetone	<	5				µg/L	U		143666	GU0508G31R201	GELC
R-31	1552	532.2	8/17/2005	WG	UF	CS	FTB	Voa	8260	Acetone	<	5				µg/L	U		143666	GU0508G31R201-FTB	GELC
R-31	1552	532.2	3/18/2004	WG	UF	CS		Voa	8260	Acetone	<	5				µg/L	U		109391	GU0403G31R201	GELC
R-31	1552	532.2	3/18/2004	WG	UF	CS	FTB	Voa	8260	Acetone	<	5				µg/L	U		109391	GU0403G31R201-FTB	GELC
R-31	1552	532.2	11/28/2006	WG	UF	CS		Voa	8260	Toluene	<	1			0.25	µg/L	U		177029	GU06110G31R201	GELC
R-31	1552	532.2	11/28/2006	WG	UF	CS	FTB	Voa	8260	Toluene		0.47			0.25	µg/L	J		177029	GU06110G31R201-FTB	GELC
R-31	1552	532.2	8/17/2005	WG	UF	CS		Voa	8260	Toluene	<	1				µg/L	U		143666	GU0508G31R201	GELC
R-31	1552	532.2	8/17/2005	WG	UF	CS	FTB	Voa	8260	Toluene	<	1				µg/L	U		143666	GU0508G31R201-FTB	GELC
R-31	1552	532.2	3/18/2004	WG	UF	CS		Voa	8260	Toluene	<	1				µg/L	U		109391	GU0403G31R201	GELC
R-31	1552	532.2	3/18/2004	WG	UF	CS	FTB	Voa	8260	Toluene	<	1				µg/L	U		109391	GU0403G31R201-FTB	GELC
R-31	1552	532.2	11/28/2006	WG	UF	CS		Voa	8260	Trichlorobenzene[1,2,4-]	<	1			0.3	µg/L	U		177029	GU06110G31R201	GELC
R-31	1552	532.2	11/28/2006	WG	UF	CS	FTB	Voa	8260	Trichlorobenzene[1,2,4-]	<	1			0.3	µg/L	U		177029	GU06110G31R201-FTB	GELC
R-31	1552	532.2	8/17/2005	WG	UF	CS		Voa	8260	Trichlorobenzene[1,2,4-]	<	1				µg/L	U		143666	GU0508G31R201	GELC
R-31	1552	532.2	8/17/2005	WG	UF	CS	FTB	Voa	8260	Trichlorobenzene[1,2,4-]	<	1				µg/L	U		143666	GU0508G31R201-FTB	GELC
R-31	1612	670.3	11/30/2006	WG	F	CS		Inorg	300	Chloride		2.22			0.066	mg/L			177228	GF06110G31R301	GELC
R-31	1612	670.3	8/19/2005	WG	F	CS		Inorg	300	Chloride		3.44			0.053	mg/L			143804	GF0508G31R301	GELC
R-31	1612	670.3	12/16/2000	WG	F	CS		Inorg	300	Chloride		7.9				mg/L		NQ	8164R	GW31-00-0006	PARA
R-31	1612	670.3	11/30/2006	WG	UF	CS		Inorg	300	Chloride		2.37			0.066	mg/L			177228	GU06110G31R301	GELC
R-31	1612	670.3	11/30/2006	WG	UF	CS		Isotope	EES	Deuterium Ratio		-81.08	0.61			permil			17790	EU06110G31R301	EES6
R-31	1612	670.3	11/30/2006	WG	UF	CS		Isotope	EES	Deuterium Ratio		-81.08	0.61			permil			18455	EU06110G31R301	EES6
R-31	1612	670.3	12/16/2000	WG	UF	CS		Isotope	EES	Deuterium Ratio		-78				UNITLESS		NQ	8168R	GW31-00-0005	GEO
R-31	1612	670.3	11/30/2006	WG	F	CS		Inorg	300	Fluoride		0.322			0.033	mg/L			177228	GF06110G31R301	GELC
R-31	1612	670.3	8/19/2005	WG	F	CS		Inorg	300	Fluoride		0.427			0.03	mg/L			143804	GF0508G31R301	GELC
R-31	1612	670.3	12/16/2000	WG	F	CS		Inorg	300	Fluoride		0.46				mg/L		NQ	8164R	GW31-00-0006	PARA
R-31	1612	670.3	11/30/2006	WG	UF	CS		Inorg	300	Fluoride		0.322			0.033	mg/L			177228	GU06110G31R301	GELC
R-31	1612	670.3	11/30/2006	WG	UF	CS		Isotope	EES	Oxygen-18/Oxygen-16 Ratio		-11.46	0.13			permil			17843	EU06110G31R301	EES6
R-31	1612	670.3	12/16/2000	WG	UF	CS		Isotope	EES	Oxygen-18/Oxygen-16 Ratio		-11.3				UNITLESS		NQ	8168R	GW31-00-0005	GEO
R-31	1612	670.3	11/30/2006	WG	F	CS		Inorg	300	Sulfate		1.53			0.1	mg/L			177228	GF06110G31R301	GELC
R-31	1612	670.3	8/19/2005	WG	F	CS		Inorg	300	Sulfate		1.26			0.057	mg/L			143804	GF0508G31R301	GELC
R-31	1612	670.3	12/16/2000	WG	F	CS		Inorg	300	Sulfate	<	1				mg/L	U	U	8164R	GW31-00-0006	PARA
R-31	1612	670.3	11/30/2006	WG	UF	CS		Inorg	300	Sulfate		1.55			0.1	mg/L			177228	GU06110G31R301	GELC
R-31	1612	670.3	11/30/2006	WG	F	CS		Inorg	310.1	Alkalinity-CO <sub>3</sub>	<	0.725			0.725	mg/L	U		177228	GF06110G31R301	GELC
R-31	1612	670.3	8/19/2005	WG	F	CS		Inorg	310.1	Alkalinity-CO <sub>3</sub>	<	1.45			1.45	mg/L	U		143804	GF0508G31R301	GELC
R-31	1612	670.3	11/30/2006	WG	UF	CS		Inorg	310.1	Alkalinity-CO <sub>3</sub>	<	0.725			0.725	mg/L	U		177228	GU06110G31R301	GELC
R-31	1612	670.3	11/30/2006	WG	F	CS		Inorg	310.1	Alkalinity-CO <sub>3</sub> +HCO <sub>3</sub>		81.4			0.725	mg/L			177228	GF06110G31R301	GELC
R-31	1612	670.3	8/19/2005	WG	F	CS		Inorg	310.1	Alkalinity-CO <sub>3</sub> +HCO <sub>3</sub>		135			1.45	mg/L			143804	GF0508G31R301	GELC
R-31	1612	670.3	12/16/2000	WG	F	CS		Inorg	310.1	Alkalinity-CO <sub>3</sub> +HCO <sub>3</sub>		400				mg/L		NQ	8164R	GW31-00-0006	PARA
R-31	1612	670.3	11/30/2006	WG	UF	CS		Inorg	310.1	Alkalinity-CO <sub>3</sub> +HCO <sub>3</sub>		86.1			0.725	mg/L			177228	GU06110G31R301	GELC
R-31	1612	670.3	11/30/2006	WG	F	CS		Inorg	350.1	Ammonia as Nitrogen		0.131			0.01	mg/L			177228	GF06110G31R301	GELC

Ancho Canyon Watershed Last Four Analytical Results  
for Sampling November 27 - December 8, 2006

Periodic Monitoring Report for Ancho Watershed

Location	Port	Depth (ft)	Date	Fld Matrix	Fld Prep	Lab Sample Type	Fld QC	Suite	Method	Analyte	Symbol	Result	1-sigma TPU	MDA	MDL	Units	Lab Qual	2nd Qual	Request	Sample	Lab
R-31	1612	670.3	8/19/2005	WG	F	CS		Inorg	350.1	Ammonia as Nitrogen		0.407			0.01	mg/L		J	143804	GF0508G31R301	GELC
R-31	1612	670.3	11/30/2006	WG	UF	CS		Inorg	350.1	Ammonia as Nitrogen		0.142			0.01	mg/L			177228	GU06110G31R301	GELC
R-31	1612	670.3	11/30/2006	WG	F	CS		Inorg	6010	Calcium		11			0.036	mg/L			177228	GF06110G31R301	GELC
R-31	1612	670.3	8/19/2005	WG	F	CS		Inorg	6010	Calcium		11.8			0.036	mg/L			143804	GF0508G31R301	GELC
R-31	1612	670.3	12/16/2000	WG	F	CS		Inorg	6010	Calcium		55				mg/L			8164R	GW31-00-0006	PARA
R-31	1612	670.3	11/30/2006	WG	UF	CS		Inorg	6010	Calcium		11.3			0.036	mg/L			177228	GU06110G31R301	GELC
R-31	1612	670.3	8/19/2005	WG	UF	CS		Inorg	6010	Calcium		12.8			0.036	mg/L			143804	GU0508G31R301	GELC
R-31	1612	670.3	11/30/2006	WG	F	CS		Inorg	335.3	Cyanide (Total)	<	0.0015			0.0015	mg/L	U	UJ	177228	GF06110G31R301	GELC
R-31	1612	670.3	8/19/2005	WG	F	CS		Inorg	335.3	Cyanide (Total)	<	0.0025			0.0025	mg/L	U		143804	GF0508G31R301	GELC
R-31	1612	670.3	11/30/2006	WG	UF	CS		Inorg	335.3	Cyanide (Total)	<	0.0015			0.0015	mg/L	U	UJ	177228	GU06110G31R301	GELC
R-31	1612	670.3	12/16/2000	WG	UF	CS		Inorg	9010	Cyanide (Total)	<	0.01				mg/L	U	U	8164R	GW31-00-0005	PARA
R-31	1612	670.3	11/30/2006	WG	F	CS		Inorg	A2340	Hardness		41.5			0.085	mg/L			177228	GF06110G31R301	GELC
R-31	1612	670.3	8/19/2005	WG	F	CS		Inorg	A2340	Hardness		44.5			0.085	mg/L			143804	GF0508G31R301	GELC
R-31	1612	670.3	11/30/2006	WG	UF	CS		Inorg	A2340	Hardness		42.6			0.085	mg/L			177228	GU06110G31R301	GELC
R-31	1612	670.3	8/19/2005	WG	UF	CS		Inorg	A2340	Hardness		48			0.085	mg/L			143804	GU0508G31R301	GELC
R-31	1612	670.3	11/30/2006	WG	F	CS		Inorg	6010	Magnesium		3.38			0.085	mg/L			177228	GF06110G31R301	GELC
R-31	1612	670.3	8/19/2005	WG	F	CS		Inorg	6010	Magnesium		3.64			0.085	mg/L			143804	GF0508G31R301	GELC
R-31	1612	670.3	12/16/2000	WG	F	CS		Inorg	6010	Magnesium		11				mg/L			8164R	GW31-00-0006	PARA
R-31	1612	670.3	11/30/2006	WG	UF	CS		Inorg	6010	Magnesium		3.47			0.085	mg/L			177228	GU06110G31R301	GELC
R-31	1612	670.3	8/19/2005	WG	UF	CS		Inorg	6010	Magnesium		3.91			0.085	mg/L			143804	GU0508G31R301	GELC
R-31	1612	670.3	11/30/2006	WG	F	CS		Inorg	353.1	Nitrate-Nitrite as N	<	0.0243			0.014	mg/L	J	J-, U	177228	GF06110G31R301	GELC
R-31	1612	670.3	8/19/2005	WG	F	CS		Inorg	353.1	Nitrate-Nitrite as N		0.0212			0.017	mg/L	J	J-	143804	GF0508G31R301	GELC
R-31	1612	670.3	12/16/2000	WG	F	CS		Inorg	353.2	Nitrate-Nitrite as N	<	0.1				mg/L	U	U	8164R	GW31-00-0006	PARA
R-31	1612	670.3	11/30/2006	WG	UF	CS		Inorg	353.1	Nitrate-Nitrite as N	<	0.0345			0.014	mg/L	J	J-, U	177228	GU06110G31R301	GELC
R-31	1612	670.3	11/30/2006	WG	F	CS		Inorg	6850	Perchlorate		0.0637			0.05	µg/L	J		177228	GF06110G31R301	GELC
R-31	1612	670.3	11/30/2006	WG	F	CS		Inorg	314.0	Perchlorate	<	4			4	µg/L	U		177228	GF06110G31R301	GELC
R-31	1612	670.3	8/19/2005	WG	F	CS		Inorg	314.0	Perchlorate	<	4			4	µg/L	U		143804	GF0508G31R301	GELC
R-31	1612	670.3	8/19/2005	WG	F	CS		Inorg	6850	Perchlorate		0.058			0.05	µg/L	HJ	J	143804	GF0508G31R301	GELC
R-31	1612	670.3	11/30/2006	WG	F	CS		Inorg	150.1	pH		7.24			0.01	SU	H	J	177228	GF06110G31R301	GELC
R-31	1612	670.3	8/19/2005	WG	F	CS		Inorg	150.1	pH		6.65			0.01	SU	H	J	143804	GF0508G31R301	GELC
R-31	1612	670.3	12/16/2000	WG	F	CS		Inorg	79-4	pH		7				SU		NQ	8167R	GW31-00-0006	HUFFM
R-31	1612	670.3	11/30/2006	WG	UF	CS		Inorg	150.1	pH		7.08			0.01	SU	H	J	177228	GU06110G31R301	GELC
R-31	1612	670.3	11/30/2006	WG	F	CS		Inorg	6010	Potassium		1.62			0.05	mg/L			177228	GF06110G31R301	GELC
R-31	1612	670.3	8/19/2005	WG	F	CS		Inorg	6010	Potassium		1.96			0.05	mg/L			143804	GF0508G31R301	GELC
R-31	1612	670.3	12/16/2000	WG	F	CS		Inorg	6010	Potassium		8.1				mg/L			8164R	GW31-00-0006	PARA
R-31	1612	670.3	11/30/2006	WG	UF	CS		Inorg	6010	Potassium		1.67			0.05	mg/L			177228	GU06110G31R301	GELC
R-31	1612	670.3	8/19/2005	WG	UF	CS		Inorg	6010	Potassium		2.04			0.05	mg/L			143804	GU0508G31R301	GELC
R-31	1612	670.3	11/30/2006	WG	F	CS		Inorg	6010	Silicon Dioxide		60.2			0.032	mg/L			177228	GF06110G31R301	GELC
R-31	1612	670.3	8/19/2005	WG	F	CS		Inorg	6010	Silicon Dioxide		59.9			0.032	mg/L			143804	GF0508G31R301	GELC
R-31	1612	670.3	11/30/2006	WG	UF	CS		Inorg	6010	Silicon Dioxide		60.4			0.032	mg/L			177228	GU06110G31R301	GELC
R-31	1612	670.3	8/19/2005	WG	UF	CS		Inorg	6010	Silicon Dioxide		60.5			0.032	mg/L			143804	GU0508G31R301	GELC
R-31	1612	670.3	11/30/2006	WG	F	CS		Inorg	6010	Sodium		21.1			0.045	mg/L			177228	GF06110G31R301	GELC
R-31	1612	670.3	8/19/2005	WG	F	CS		Inorg	6010	Sodium		44.2			0.045	mg/L			143804	GF0508G31R301	GELC
R-31	1612	670.3	12/16/2000	WG	F	CS		Inorg	6010	Sodium		73				mg/L			8164R	GW31-00-0006	PARA
R-31	1612	670.3	11/30/2006	WG	UF	CS		Inorg	6010	Sodium		21.1			0.045	mg/L			177228	GU06110G31R301	GELC
R-31	1612	670.3	8/19/2005	WG	UF	CS		Inorg	6010	Sodium		48.4			0.045	mg/L			143804	GU0508G31R301	GELC
R-31	1612	670.3	11/30/2006	WG	F	CS		Inorg	120.1	Specific Conductance		174			1	uS/cm			177228	GF06110G31R301	GELC
R-31	1612	670.3	8/19/2005	WG	F	CS		Inorg	120.1	Specific Conductance		266			1	uS/cm			143804	GF0508G31R301	GELC
R-31	1612	670.3	11/30/2006	WG	UF	CS		Inorg	120.1	Specific Conductance		183			1	uS/cm			177228	GU06110G31R301	GELC
R-31	1612	670.3	11/30/2006	WG	F	CS		Inorg	160.1	Total Dissolved Solids		154			2.38	mg/L	H	J	177228	GU06110G31R301	GELC
R-31	1612	670.3	11/30/2006	WG	F	CS		Inorg	160.1	Total Dissolved Solids		123			2.38	mg/L	H	J	177228	GF06110G31R301	GELC

Ancho Canyon Watershed Last Four Analytical Results  
for Sampling November 27 - December 8, 2006

Periodic Monitoring Report for Ancho Watershed

Location	Port	Depth (ft)	Date	Fld Matrix	Fld Prep	Lab Sample Type	Fld QC	Suite	Method	Analyte	Symbol	Result	1-sigma TPU	MDA	MDL	Units	Lab Qual	2nd Qual	Request	Sample	Lab
R-31	1612	670.3	8/19/2005	WG	F	CS		Inorg	160.1	Total Dissolved Solids		218			2.38	mg/L			143804	GF0508G31R301	GELC
R-31	1612	670.3	11/30/2006	WG	F	CS		Inorg	351.2	Total Kjeldahl Nitrogen		0.222			0.01	mg/L			177228	GF06110G31R301	GELC
R-31	1612	670.3	8/19/2005	WG	F	CS		Inorg	351.2	Total Kjeldahl Nitrogen		0.315			0.01	mg/L		J	143804	GF0508G31R301	GELC
R-31	1612	670.3	9/27/2001	WG	F	CS		Inorg	351.2	Total Kjeldahl Nitrogen		1.56				mg/L		NQ	6S	GW31-01-0004	GELC
R-31	1612	670.3	11/30/2006	WG	UF	CS		Inorg	351.2	Total Kjeldahl Nitrogen		0.305			0.01	mg/L			177228	GU06110G31R301	GELC
R-31	1612	670.3	11/30/2006	WG	UF	CS		Inorg	9060	Total Organic Carbon		3.43			0.33	mg/L			177228	GU06110G31R301	GELC
R-31	1612	670.3	9/27/2001	WG	UF	CS		Inorg	415.1	Total Organic Carbon		21.9			0.2	mg/L		NQ	4S	GW31-01-0003	GELC
R-31	1612	670.3	11/30/2006	WG	F	CS		Met	6010	Aluminum	<	68			68	µg/L	U		177228	GF06110G31R301	GELC
R-31	1612	670.3	8/19/2005	WG	F	CS		Met	6010	Aluminum	<	68			68	µg/L	U		143804	GF0508G31R301	GELC
R-31	1612	670.3	12/16/2000	WG	F	CS		Met	6010	Aluminum	<	44				µg/L	B	J	8164R	GW31-00-0006	PARA
R-31	1612	670.3	11/30/2006	WG	UF	CS		Met	6010	Aluminum	<	68			68	µg/L	U		177228	GU06110G31R301	GELC
R-31	1612	670.3	8/19/2005	WG	UF	CS		Met	6010	Aluminum	<	68			68	µg/L	U		143804	GU0508G31R301	GELC
R-31	1612	670.3	11/30/2006	WG	F	CS		Met	6020	Arsenic	<	1.5			1.5	µg/L	U		177228	GF06110G31R301	GELC
R-31	1612	670.3	8/19/2005	WG	F	CS		Met	6010	Arsenic	<	6			6	µg/L	U		143804	GF0508G31R301	GELC
R-31	1612	670.3	12/16/2000	WG	F	CS		Met	6010	Arsenic	<	3.8				µg/L	B	J	8164R	GW31-00-0006	PARA
R-31	1612	670.3	11/30/2006	WG	UF	CS		Met	6020	Arsenic		1.7			1.5	µg/L	J		177228	GU06110G31R301	GELC
R-31	1612	670.3	8/19/2005	WG	UF	CS		Met	6010	Arsenic	<	6			6	µg/L	U		143804	GU0508G31R301	GELC
R-31	1612	670.3	11/30/2006	WG	F	CS		Met	6010	Barium		65			1	µg/L			177228	GF06110G31R301	GELC
R-31	1612	670.3	8/19/2005	WG	F	CS		Met	6010	Barium		87			1	µg/L			143804	GF0508G31R301	GELC
R-31	1612	670.3	12/16/2000	WG	F	CS		Met	6010	Barium		240				µg/L			8164R	GW31-00-0006	PARA
R-31	1612	670.3	11/30/2006	WG	UF	CS		Met	6010	Barium		68.2			1	µg/L			177228	GU06110G31R301	GELC
R-31	1612	670.3	8/19/2005	WG	UF	CS		Met	6010	Barium		97.3			1	µg/L			143804	GU0508G31R301	GELC
R-31	1612	670.3	11/30/2006	WG	F	CS		Met	6010	Boron		22.4			10	µg/L	J		177228	GF06110G31R301	GELC
R-31	1612	670.3	8/19/2005	WG	F	CS		Met	6010	Boron		37.4			10	µg/L	J		143804	GF0508G31R301	GELC
R-31	1612	670.3	12/16/2000	WG	F	CS		Met	6010	Boron	<	61				µg/L	B	J	8164R	GW31-00-0006	PARA
R-31	1612	670.3	11/30/2006	WG	UF	CS		Met	6010	Boron		22			10	µg/L	J		177228	GU06110G31R301	GELC
R-31	1612	670.3	8/19/2005	WG	UF	CS		Met	6010	Boron		41.3			10	µg/L	J		143804	GU0508G31R301	GELC
R-31	1612	670.3	11/30/2006	WG	F	CS		Met	6020	Chromium	<	3			1	µg/L	J	U	177228	GF06110G31R301	GELC
R-31	1612	670.3	8/19/2005	WG	F	CS		Met	6010	Chromium	<	1.4			1	µg/L	J	U	143804	GF0508G31R301	GELC
R-31	1612	670.3	12/16/2000	WG	F	CS		Met	6010	Chromium	<	0.52				µg/L	U	UJ	8164R	GW31-00-0006	PARA
R-31	1612	670.3	11/30/2006	WG	UF	CS		Met	6020	Chromium	<	3.5			1	µg/L		U	177228	GU06110G31R301	GELC
R-31	1612	670.3	8/19/2005	WG	UF	CS		Met	6010	Chromium	<	2.9			1	µg/L	J	U	143804	GU0508G31R301	GELC
R-31	1612	670.3	11/30/2006	WG	F	CS		Met	6010	Cobalt		1			1	µg/L	J		177228	GF06110G31R301	GELC
R-31	1612	670.3	8/19/2005	WG	F	CS		Met	6010	Cobalt	<	1			1	µg/L	U		143804	GF0508G31R301	GELC
R-31	1612	670.3	12/16/2000	WG	F	CS		Met	6010	Cobalt	<	4.1				µg/L	B	J	8164R	GW31-00-0006	PARA
R-31	1612	670.3	11/30/2006	WG	UF	CS		Met	6010	Cobalt		1.2			1	µg/L	J		177228	GU06110G31R301	GELC
R-31	1612	670.3	8/19/2005	WG	UF	CS		Met	6010	Cobalt	<	1			1	µg/L	U		143804	GU0508G31R301	GELC
R-31	1612	670.3	11/30/2006	WG	F	CS		Met	6010	Iron		2840			18	µg/L			177228	GF06110G31R301	GELC
R-31	1612	670.3	8/19/2005	WG	F	CS		Met	6010	Iron		4170			18	µg/L			143804	GF0508G31R301	GELC
R-31	1612	670.3	12/16/2000	WG	F	CS		Met	6010	Iron		250				µg/L			8164R	GW31-00-0006	PARA
R-31	1612	670.3	11/30/2006	WG	UF	CS		Met	6010	Iron		3090			18	µg/L			177228	GU06110G31R301	GELC
R-31	1612	670.3	8/19/2005	WG	UF	CS		Met	6010	Iron		5190			18	µg/L			143804	GU0508G31R301	GELC
R-31	1612	670.3	11/30/2006	WG	F	CS		Met	6010	Manganese		276			2	µg/L			177228	GF06110G31R301	GELC
R-31	1612	670.3	8/19/2005	WG	F	CS		Met	6010	Manganese		397			2	µg/L			143804	GF0508G31R301	GELC
R-31	1612	670.3	12/16/2000	WG	F	CS		Met	6010	Manganese		3500				µg/L			8164R	GW31-00-0006	PARA
R-31	1612	670.3	11/30/2006	WG	UF	CS		Met	6010	Manganese		290			2	µg/L			177228	GU06110G31R301	GELC
R-31	1612	670.3	8/19/2005	WG	UF	CS		Met	6010	Manganese		441			2	µg/L			143804	GU0508G31R301	GELC
R-31	1612	670.3	11/30/2006	WG	F	CS		Met	6010	Molybdenum	<	5.6			2	µg/L	J	U	177228	GF06110G31R301	GELC
R-31	1612	670.3	8/19/2005	WG	F	CS		Met	6010	Molybdenum		5.7			2	µg/L	J		143804	GF0508G31R301	GELC
R-31	1612	670.3	12/16/2000	WG	F	CS		Met	6010	Molybdenum		33				µg/L			8164R	GW31-00-0006	PARA
R-31	1612	670.3	11/30/2006	WG	UF	CS		Met	6010	Molybdenum	<	3.6			2	µg/L	J	U	177228	GU06110G31R301	GELC

Ancho Canyon Watershed Last Four Analytical Results  
for Sampling November 27 - December 8, 2006

Periodic Monitoring Report for Ancho Watershed

Location	Port	Depth (ft)	Date	Fld Matrix	Fld Prep	Lab Sample Type	Fld QC	Suite	Method	Analyte	Symbol	Result	1-sigma TPU	MDA	MDL	Units	Lab Qual	2nd Qual	Request	Sample	Lab
R-31	1612	670.3	8/19/2005	WG	UF	CS		Met	6010	Molybdenum		5.5			2	µg/L	J		143804	GU0508G31R301	GELC
R-31	1612	670.3	11/30/2006	WG	F	CS		Met	6020	Nickel		3.7			0.5	µg/L			177228	GF06110G31R301	GELC
R-31	1612	670.3	8/19/2005	WG	F	CS		Met	6020	Nickel		3.6			0.5	µg/L			143804	GF0508G31R301	GELC
R-31	1612	670.3	12/16/2000	WG	F	CS		Met	6010	Nickel		45				µg/L			8164R	GW31-00-0006	PARA
R-31	1612	670.3	11/30/2006	WG	UF	CS		Met	6020	Nickel		3.9			0.5	µg/L			177228	GU06110G31R301	GELC
R-31	1612	670.3	8/19/2005	WG	UF	CS		Met	6020	Nickel		8.5			0.5	µg/L			143804	GU0508G31R301	GELC
R-31	1612	670.3	11/30/2006	WG	F	CS		Met	6010	Strontium		73.2			1	µg/L			177228	GF06110G31R301	GELC
R-31	1612	670.3	8/19/2005	WG	F	CS		Met	6010	Strontium		103			1	µg/L			143804	GF0508G31R301	GELC
R-31	1612	670.3	12/16/2000	WG	F	CS		Met	6010	Strontium		360				µg/L			8164R	GW31-00-0006	PARA
R-31	1612	670.3	11/30/2006	WG	UF	CS		Met	6010	Strontium		74.9			1	µg/L			177228	GU06110G31R301	GELC
R-31	1612	670.3	8/19/2005	WG	UF	CS		Met	6010	Strontium		112			1	µg/L			143804	GU0508G31R301	GELC
R-31	1612	670.3	11/30/2006	WG	F	CS		Met	6020	Thallium	<	0.4			0.4	µg/L	U		177228	GF06110G31R301	GELC
R-31	1612	670.3	8/19/2005	WG	F	CS		Met	6020	Thallium	<	0.4			0.4	µg/L	U		143804	GF0508G31R301	GELC
R-31	1612	670.3	12/16/2000	WG	F	CS		Met	6010	Thallium	<	5.9				µg/L	B	J	8164R	GW31-00-0006	PARA
R-31	1612	670.3	11/30/2006	WG	UF	CS		Met	6020	Thallium	<	0.4			0.4	µg/L	U		177228	GU06110G31R301	GELC
R-31	1612	670.3	8/19/2005	WG	UF	CS		Met	6020	Thallium	<	0.4			0.4	µg/L	U		143804	GU0508G31R301	GELC
R-31	1612	670.3	11/30/2006	WG	F	CS		Met	6020	Uranium		0.17			0.05	µg/L	J		177228	GF06110G31R301	GELC
R-31	1612	670.3	8/19/2005	WG	F	CS		Met	6020	Uranium		0.11			0.05	µg/L	J		143804	GF0508G31R301	GELC
R-31	1612	670.3	12/16/2000	WG	F	CS		Met	6020	Uranium	<	0.02				µg/L	B	J	8166R	GW31-00-0006	GELC
R-31	1612	670.3	11/30/2006	WG	UF	CS		Met	6020	Uranium		0.19			0.05	µg/L	J		177228	GU06110G31R301	GELC
R-31	1612	670.3	8/19/2005	WG	UF	CS		Met	6020	Uranium		0.083			0.05	µg/L	J		143804	GU0508G31R301	GELC
R-31	1612	670.3	11/30/2006	WG	F	CS		Met	6010	Vanadium	<	1			1	µg/L	U		177228	GF06110G31R301	GELC
R-31	1612	670.3	8/19/2005	WG	F	CS		Met	6010	Vanadium	<	1			1	µg/L	U		143804	GF0508G31R301	GELC
R-31	1612	670.3	12/16/2000	WG	F	CS		Met	6010	Vanadium	<	0.48				µg/L	U	UJ	8164R	GW31-00-0006	PARA
R-31	1612	670.3	11/30/2006	WG	UF	CS		Met	6010	Vanadium	<	1			1	µg/L	U		177228	GU06110G31R301	GELC
R-31	1612	670.3	8/19/2005	WG	UF	CS		Met	6010	Vanadium	<	1			1	µg/L	U		143804	GU0508G31R301	GELC
R-31	1612	670.3	11/30/2006	WG	F	CS		Met	6010	Zinc		6.2			2	µg/L	J		177228	GF06110G31R301	GELC
R-31	1612	670.3	8/19/2005	WG	F	CS		Met	6010	Zinc	<	13.8			2	µg/L		U	143804	GF0508G31R301	GELC
R-31	1612	670.3	12/16/2000	WG	F	CS		Met	6010	Zinc	<	2.9				µg/L	B	J	8164R	GW31-00-0006	PARA
R-31	1612	670.3	11/30/2006	WG	UF	CS		Met	6010	Zinc		2			2	µg/L	J		177228	GU06110G31R301	GELC
R-31	1612	670.3	8/19/2005	WG	UF	CS		Met	6010	Zinc	<	10.6			2	µg/L		U	143804	GU0508G31R301	GELC
R-31	1612	670.3	11/30/2006	WG	F	CS		Rad	H300	Americium-241		-0.00117	0.0025	0.0231		pCi/L	U	U	177228	GF06110G31R301	GELC
R-31	1612	670.3	8/19/2005	WG	F	CS		Rad	H300	Americium-241		-0.00892	0.00733	0.036		pCi/L	U	U	143804	GF0508G31R301	GELC
R-31	1612	670.3	12/16/2000	WG	F	CS		Rad	H300	Americium-241	<	0.01	0.01	0.03		pCi/L	U	U	8171R	GW31-00-0006	PARA
R-31	1612	670.3	11/30/2006	WG	UF	CS		Rad	H300	Americium-241		-0.000147	0.0036	0.0202		pCi/L	U	U	177228	GU06110G31R301	GELC
R-31	1612	670.3	8/19/2005	WG	UF	CS		Rad	H300	Americium-241		0.00903	0.0075	0.031		pCi/L	U	U	143804	GU0508G31R301	GELC
R-31	1612	670.3	12/16/2000	WG	UF	CS		Rad	H300	Americium-241	<	0	0.0085	0.04		pCi/L	U	U	8171R	GW31-00-0005	PARA
R-31	1612	670.3	11/30/2006	WG	F	CS		Rad	901.1	Cesium-137		1.62	1.14	2.31		pCi/L	U	U	177228	GF06110G31R301	GELC
R-31	1612	670.3	8/19/2005	WG	F	CS		Rad	901.1	Cesium-137		-0.0928	0.94	3.38		pCi/L	U	U	143804	GF0508G31R301	GELC
R-31	1612	670.3	12/16/2000	WG	F	CS		Rad	GS	Cesium-137	<	-1.1	1.7	2.8		pCi/L	U	U	8171R	GW31-00-0006	PARA
R-31	1612	670.3	11/30/2006	WG	UF	CS		Rad	901.1	Cesium-137		0.0513	0.807	2.91		pCi/L	U	U	177228	GU06110G31R301	GELC
R-31	1612	670.3	8/19/2005	WG	UF	CS		Rad	901.1	Cesium-137		-0.228	0.864	3.09		pCi/L	U	U	143804	GU0508G31R301	GELC
R-31	1612	670.3	12/16/2000	WG	UF	CS		Rad	GS	Cesium-137	<	-0.7	0.75	1.2		pCi/L	U	U	8171R	GW31-00-0005	PARA
R-31	1612	670.3	11/30/2006	WG	F	CS		Rad	901.1	Cobalt-60		0.329	0.598	2.18		pCi/L	U	U	177228	GF06110G31R301	GELC
R-31	1612	670.3	8/19/2005	WG	F	CS		Rad	901.1	Cobalt-60		2.48	1.11	4.58		pCi/L	U	U	143804	GF0508G31R301	GELC
R-31	1612	670.3	12/16/2000	WG	F	CS		Rad	GS	Cobalt-60	<	2.2	1.8	2.8		pCi/L	U	U	8171R	GW31-00-0006	PARA
R-31	1612	670.3	11/30/2006	WG	UF	CS		Rad	901.1	Cobalt-60		-0.0849	0.906	3.15		pCi/L	U	U	177228	GU06110G31R301	GELC
R-31	1612	670.3	8/19/2005	WG	UF	CS		Rad	901.1	Cobalt-60		0.419	1.09	3.72		pCi/L	U	U	143804	GU0508G31R301	GELC
R-31	1612	670.3	12/16/2000	WG	UF	CS		Rad	GS	Cobalt-60	<	-0.5	0.75	1.2		pCi/L	U	U	8171R	GW31-00-0005	PARA
R-31	1612	670.3	11/30/2006	WG	F	CS		Rad	900	Gross alpha		1.09	0.741	2.48		pCi/L	U	U	177228	GF06110G31R301	GELC
R-31	1612	670.3	8/19/2005	WG	F	CS		Rad	900	Gross alpha		1.55	0.786	2.6		pCi/L	U	U, J-	143804	GF0508G31R301	GELC



Ancho Canyon Watershed Last Four Analytical Results  
for Sampling November 27 - December 8, 2006

Periodic Monitoring Report for Ancho Watershed

Location	Port	Depth (ft)	Date	Fld Matrix	Fld Prep	Lab Sample Type	Fld QC	Suite	Method	Analyte	Symbol	Result	1-sigma TPU	MDA	MDL	Units	Lab Qual	2nd Qual	Request	Sample	Lab
R-31	1612	670.3	11/30/2006	WG	UF	CS		Rad	900	Gross alpha		-0.291	0.444	2.03		pCi/L	U	U	177228	GU06110G31R301	GELC
R-31	1612	670.3	8/19/2005	WG	UF	CS		Rad	900	Gross alpha		0.681	0.65	2.81		pCi/L	U	U, J-	143804	GU0508G31R301	GELC
R-31	1612	670.3	11/30/2006	WG	F	CS		Rad	900	Gross beta		1.05	0.689	2.29		pCi/L	U	U	177228	GF06110G31R301	GELC
R-31	1612	670.3	8/19/2005	WG	F	CS		Rad	900	Gross beta		2.41	0.57	1.97		pCi/L		J	143804	GF0508G31R301	GELC
R-31	1612	670.3	11/30/2006	WG	UF	CS		Rad	900	Gross beta		0.115	0.552	1.96		pCi/L	U	U	177228	GU06110G31R301	GELC
R-31	1612	670.3	8/19/2005	WG	UF	CS		Rad	900	Gross beta		6.25	1.44	5.2		pCi/L		J	143804	GU0508G31R301	GELC
R-31	1612	670.3	11/30/2006	WG	F	CS		Rad	901.1	Gross gamma		49.6	90.9	241		pCi/L	U	U	177228	GF06110G31R301	GELC
R-31	1612	670.3	8/19/2005	WG	F	CS		Rad	901.1	Gross gamma		99.3	84.7	354		pCi/L	U	U	143804	GF0508G31R301	GELC
R-31	1612	670.3	11/30/2006	WG	UF	CS		Rad	901.1	Gross gamma		56.3	78.8	265		pCi/L	U	U	177228	GU06110G31R301	GELC
R-31	1612	670.3	8/19/2005	WG	UF	CS		Rad	901.1	Gross gamma		73.5	65.3	166		pCi/L	U	U	143804	GU0508G31R301	GELC
R-31	1612	670.3	11/30/2006	WG	F	CS		Rad	901.1	Neptunium-237		2.02	5.47	18.8		pCi/L	U	U	177228	GF06110G31R301	GELC
R-31	1612	670.3	8/19/2005	WG	F	CS		Rad	901.1	Neptunium-237		-5	7.52	25.3		pCi/L	U	U	143804	GF0508G31R301	GELC
R-31	1612	670.3	12/16/2000	WG	F	CS		Rad	GS	Neptunium-237	<	5	6.5	11		pCi/L	U	U	8171R	GW31-00-0006	PARA
R-31	1612	670.3	11/30/2006	WG	UF	CS		Rad	901.1	Neptunium-237		0.61	4.96	12.7		pCi/L	U	U	177228	GU06110G31R301	GELC
R-31	1612	670.3	8/19/2005	WG	UF	CS		Rad	901.1	Neptunium-237		-10.8	8.4	25.9		pCi/L	U	U	143804	GU0508G31R301	GELC
R-31	1612	670.3	12/16/2000	WG	UF	CS		Rad	GS	Neptunium-237	<	1	6.5	11		pCi/L	U	U	8171R	GW31-00-0005	PARA
R-31	1612	670.3	11/30/2006	WG	F	CS		Rad	H300	Plutonium-238		0.00475	0.0042	0.0174		pCi/L	U	U	177228	GF06110G31R301	GELC
R-31	1612	670.3	8/19/2005	WG	F	CS		Rad	H300	Plutonium-238		-0.0112	0.0112	0.058		pCi/L	U	U	143804	GF0508G31R301	GELC
R-31	1612	670.3	12/16/2000	WG	F	CS		Rad	H300	Plutonium-238	<	0.008	0.008	0.03		pCi/L	U	U	8171R	GW31-00-0006	PARA
R-31	1612	670.3	11/30/2006	WG	UF	CS		Rad	H300	Plutonium-238		-0.00362	0.00513	0.0199		pCi/L	U	U	177228	GU06110G31R301	GELC
R-31	1612	670.3	8/19/2005	WG	UF	CS		Rad	H300	Plutonium-238		0.00739	0.00818	0.051		pCi/L	U	U	143804	GU0508G31R301	GELC
R-31	1612	670.3	12/16/2000	WG	UF	CS		Rad	H300	Plutonium-238	<	0.002	0.008	0.03		pCi/L	U	U	8171R	GW31-00-0005	PARA
R-31	1612	670.3	11/30/2006	WG	F	CS		Rad	H300	Plutonium-239/Plutonium-240		0.00317	0.00317	0.0116		pCi/L	U	U	177228	GF06110G31R301	GELC
R-31	1612	670.3	8/19/2005	WG	F	CS		Rad	H300	Plutonium-239/Plutonium-240		-0.0056	0.00792	0.049		pCi/L	U	U	143804	GF0508G31R301	GELC
R-31	1612	670.3	12/16/2000	WG	F	CS		Rad	H300	Plutonium-239/Plutonium-240	<	0.004	0.0075	0.03		pCi/L	U	U	8171R	GW31-00-0006	PARA
R-31	1612	670.3	11/30/2006	WG	UF	CS		Rad	H300	Plutonium-239/Plutonium-240		-0.0163	0.00908	0.0132		pCi/L	U	R	177228	GU06110G31R301	GELC
R-31	1612	670.3	8/19/2005	WG	UF	CS		Rad	H300	Plutonium-239/Plutonium-240		-0.00246	0.00651	0.043		pCi/L	U	U	143804	GU0508G31R301	GELC
R-31	1612	670.3	12/16/2000	WG	UF	CS		Rad	H300	Plutonium-239/Plutonium-240	<	0.01	0.01	0.03		pCi/L	U	U	8171R	GW31-00-0005	PARA
R-31	1612	670.3	11/30/2006	WG	F	CS		Rad	901.1	Potassium-40		25.3	14.5	21.2		pCi/L	UI	R	177228	GF06110G31R301	GELC
R-31	1612	670.3	8/19/2005	WG	F	CS		Rad	901.1	Potassium-40		9.97	11.9	45		pCi/L	U	U	143804	GF0508G31R301	GELC
R-31	1612	670.3	12/16/2000	WG	F	CS		Rad	GS	Potassium-40	<	24	31	43		pCi/L	U	U	8171R	GW31-00-0006	PARA
R-31	1612	670.3	11/30/2006	WG	UF	CS		Rad	901.1	Potassium-40		14.4	15.6	33.1		pCi/L	U	U	177228	GU06110G31R301	GELC
R-31	1612	670.3	8/19/2005	WG	UF	CS		Rad	901.1	Potassium-40		33.7	12.3	51.9		pCi/L	U	U	143804	GU0508G31R301	GELC
R-31	1612	670.3	12/16/2000	WG	UF	CS		Rad	GS	Potassium-40		123	29	23		pCi/L	TI	NQ	8171R	GW31-00-0005	PARA
R-31	1612	670.3	11/30/2006	WG	F	CS		Rad	901.1	Sodium-22		1.05	0.669	2.52		pCi/L	U	U	177228	GF06110G31R301	GELC
R-31	1612	670.3	8/19/2005	WG	F	CS		Rad	901.1	Sodium-22		-0.214	1.34	4.13		pCi/L	U	U	143804	GF0508G31R301	GELC
R-31	1612	670.3	12/16/2000	WG	F	CS		Rad	GS	Sodium-22	<	0.4	1.75	2.9		pCi/L	U	U	8171R	GW31-00-0006	PARA
R-31	1612	670.3	11/30/2006	WG	UF	CS		Rad	901.1	Sodium-22		-0.54	0.988	3.34		pCi/L	U	U	177228	GU06110G31R301	GELC
R-31	1612	670.3	8/19/2005	WG	UF	CS		Rad	901.1	Sodium-22		0.408	0.807	3.26		pCi/L	U	U	143804	GU0508G31R301	GELC
R-31	1612	670.3	12/16/2000	WG	UF	CS		Rad	GS	Sodium-22	<	0.5	0.7	1.1		pCi/L	U	U	8171R	GW31-00-0005	PARA
R-31	1612	670.3	11/30/2006	WG	F	CS		Rad	905.0	Strontium-90		-0.1	0.0781	0.272		pCi/L	U	U	177228	GF06110G31R301	GELC
R-31	1612	670.3	8/19/2005	WG	F	CS		Rad	905.0	Strontium-90		0.0483	0.0685	0.297		pCi/L	U	U	143804	GF0508G31R301	GELC
R-31	1612	670.3	12/16/2000	WG	F	CS		Rad	905.0	Strontium-90		0.15	0.16	0.54		pCi/L		U	8171R	GW31-00-0006	PARA
R-31	1612	670.3	11/30/2006	WG	UF	CS		Rad	905.0	Strontium-90		0.104	0.106	0.355		pCi/L	U	U	177228	GU06110G31R301	GELC
R-31	1612	670.3	8/19/2005	WG	UF	CS		Rad	905.0	Strontium-90		0.228	0.0599	0.22		pCi/L		J	143804	GU0508G31R301	GELC
R-31	1612	670.3	12/16/2000	WG	UF	CS		Rad	905.0	Strontium-90		-0.02	0.17	0.59		pCi/L		U	8171R	GW31-00-0005	PARA
R-31	1612	670.3	11/30/2006	WG	UF	CS		Rad	LLEE	Tritium		0.19158	0.28737	0.28737		pCi/L		U	2293	UU06110G31R301	UMTL
R-31	1612	670.3	8/19/2005	WG	UF	CS		Rad	906.0	Tritium		39.5	61.5	208		pCi/L	U	U	143804	GU0508G31R301	GELC
R-31	1612	670.3	12/16/2000	WG	UF	CS		Rad	906.0	Tritium		0.19	0.35	0	0	pCi/L	*	NQ	8170R	GW31-00-0005	UMTL
R-31	1612	670.3	11/30/2006	WG	F	CS		Rad	H300	Uranium-234		0.148	0.022	0.0506		pCi/L		J	177228	GF06110G31R301	GELC
R-31	1612	670.3	8/19/2005	WG	F	CS		Rad	H300	Uranium-234		0.111	0.0186	0.074		pCi/L		J	143804	GF0508G31R301	GELC

Ancho Canyon Watershed Last Four Analytical Results  
for Sampling November 27 - December 8, 2006

Periodic Monitoring Report for Ancho Watershed

Location	Port	Depth (ft)	Date	Fld Matrix	Fld Prep	Lab Sample Type	Fld QC	Suite	Method	Analyte	Symbol	Result	1-sigma TPU	MDA	MDL	Units	Lab Qual	2nd Qual	Request	Sample	Lab
R-31	1612	670.3	12/16/2000	WG	F	CS		Rad	H300	Uranium-234		0.06	0.01	0.04		pCi/L	LT		8171R	GW31-00-0006	PARA
R-31	1612	670.3	11/30/2006	WG	UF	CS		Rad	H300	Uranium-234		0.0468	0.0147	0.0497		pCi/L	U	U	177228	GU06110G31R301	GELC
R-31	1612	670.3	8/19/2005	WG	UF	CS		Rad	H300	Uranium-234		0.0581	0.0157	0.084		pCi/L	U	U	143804	GU0508G31R301	GELC
R-31	1612	670.3	12/16/2000	WG	UF	CS		Rad	H300	Uranium-234		0.1	0.02	0.05		pCi/L		NQ	8171R	GW31-00-0005	PARA
R-31	1612	670.3	11/30/2006	WG	F	CS		Rad	H300	Uranium-235/Uranium-236		0.0177	0.0073	0.0517		pCi/L	U	U	177228	GF06110G31R301	GELC
R-31	1612	670.3	8/19/2005	WG	F	CS		Rad	H300	Uranium-235/Uranium-236		0.00897	0.0067	0.056		pCi/L	U	U	143804	GF0508G31R301	GELC
R-31	1612	670.3	12/16/2000	WG	F	CS		Rad	H300	Uranium-235/Uranium-236	<	0.004	0.0085	0.03		pCi/L	U	U	8171R	GW31-00-0006	PARA
R-31	1612	670.3	11/30/2006	WG	UF	CS		Rad	H300	Uranium-235/Uranium-236		-0.00579	0.00819	0.0507		pCi/L	U	U	177228	GU06110G31R301	GELC
R-31	1612	670.3	8/19/2005	WG	UF	CS		Rad	H300	Uranium-235/Uranium-236		0.0171	0.0077	0.064		pCi/L	U	U	143804	GU0508G31R301	GELC
R-31	1612	670.3	12/16/2000	WG	UF	CS		Rad	H300	Uranium-235/Uranium-236	<	0.01	0.01	0.03		pCi/L	U	U	8171R	GW31-00-0005	PARA
R-31	1612	670.3	11/30/2006	WG	F	CS		Rad	H300	Uranium-238		0.0764	0.0154	0.0358		pCi/L		J	177228	GF06110G31R301	GELC
R-31	1612	670.3	8/19/2005	WG	F	CS		Rad	H300	Uranium-238		0.058	0.0131	0.052		pCi/L		J	143804	GF0508G31R301	GELC
R-31	1612	670.3	12/16/2000	WG	F	CS		Rad	H300	Uranium-238	<	0.01	0.01	0.04		pCi/L	U	U	8171R	GW31-00-0006	PARA
R-31	1612	670.3	11/30/2006	WG	UF	CS		Rad	H300	Uranium-238		0.0398	0.0128	0.0352		pCi/L		J	177228	GU06110G31R301	GELC
R-31	1612	670.3	8/19/2005	WG	UF	CS		Rad	H300	Uranium-238		0.0221	0.0111	0.06		pCi/L	U	U	143804	GU0508G31R301	GELC
R-31	1612	670.3	12/16/2000	WG	UF	CS		Rad	H300	Uranium-238		0.05	0.01	0.03		pCi/L	LT		8171R	GW31-00-0005	PARA
R-31	1612	670.3	11/30/2006	WG	UF	CS		SV	8270	Bis(2-ethylhexyl)phthalate	<	10.4			2.08	µg/L	U		177228	GU06110G31R301	GELC
R-31	1612	670.3	8/19/2005	WG	UF	CS		SV	8270	Bis(2-ethylhexyl)phthalate	<	11.1				µg/L	U		143804	GU0508G31R301	GELC
R-31	1612	670.3	11/30/2006	WG	UF	CS		SV	8270	Trichlorobenzene[1,2,4-]	<	10.4			2.08	µg/L	U	UJ	177228	GU06110G31R301	GELC
R-31	1612	670.3	8/19/2005	WG	UF	CS		SV	8270	Trichlorobenzene[1,2,4-]	<	11.1				µg/L	U		143804	GU0508G31R301	GELC
R-31	1612	670.3	11/30/2006	WG	UF	CS		Voa	8260	Acetone		4.22			1.25	µg/L	J		177228	GU06110G31R301	GELC
R-31	1612	670.3	11/30/2006	WG	UF	CS	FTB	Voa	8260	Acetone	<	5			1.25	µg/L	U		177228	GU06110G31R301-FTB	GELC
R-31	1612	670.3	8/19/2005	WG	UF	CS		Voa	8260	Acetone		4.2				µg/L	J		143804	GU0508G31R301	GELC
R-31	1612	670.3	8/19/2005	WG	UF	CS	FTB	Voa	8260	Acetone	<	5				µg/L	U		143804	GU0508G31R301-FTB	GELC
R-31	1612	670.3	12/16/2000	WG	UF	CS		Voa	8260	Acetone		12				µg/L	J	J+	8162R	GW31-00-0005	PARA
R-31	1612	670.3	11/30/2006	WG	UF	CS		Voa	8260	Toluene	<	1			0.25	µg/L	U		177228	GU06110G31R301	GELC
R-31	1612	670.3	11/30/2006	WG	UF	CS	FTB	Voa	8260	Toluene	<	1			0.25	µg/L	U		177228	GU06110G31R301-FTB	GELC
R-31	1612	670.3	8/19/2005	WG	UF	CS		Voa	8260	Toluene	<	0.32				µg/L	J	U	143804	GU0508G31R301	GELC
R-31	1612	670.3	8/19/2005	WG	UF	CS	FTB	Voa	8260	Toluene	<	0.26				µg/L	J	U	143804	GU0508G31R301-FTB	GELC
R-31	1612	670.3	12/16/2000	WG	UF	CS		Voa	8260	Toluene	<	5				µg/L	U	U	8162R	GW31-00-0005	PARA
R-31	1612	670.3	11/30/2006	WG	UF	CS		Voa	8260	Trichlorobenzene[1,2,4-]	<	1			0.3	µg/L	U		177228	GU06110G31R301	GELC
R-31	1612	670.3	11/30/2006	WG	UF	CS	FTB	Voa	8260	Trichlorobenzene[1,2,4-]	<	1			0.3	µg/L	U		177228	GU06110G31R301-FTB	GELC
R-31	1612	670.3	8/19/2005	WG	UF	CS		Voa	8260	Trichlorobenzene[1,2,4-]	<	1				µg/L	U		143804	GU0508G31R301	GELC
R-31	1612	670.3	8/19/2005	WG	UF	CS	FTB	Voa	8260	Trichlorobenzene[1,2,4-]	<	1				µg/L	U		143804	GU0508G31R301-FTB	GELC
R-31	1612	670.3	12/16/2000	WG	UF	CS		Voa	8260	Trichlorobenzene[1,2,4-]	<	5				µg/L	U	U	8162R	GW31-00-0005	PARA
R-31	1662	830.9	12/6/2006	WG	F	CS		Inorg	300	Chloride		1.72			0.066	mg/L			177384	GF06110G31R401	GELC
R-31	1662	830.9	12/6/2006	WG	F	CS	FD	Inorg	300	Chloride		1.71			0.066	mg/L			177384	GF06110G31R420	GELC
R-31	1662	830.9	8/23/2005	WG	F	CS		Inorg	300	Chloride		1.75			0.053	mg/L			144034	GF0508G31R401	GELC
R-31	1662	830.9	9/27/2001	WG	F	CS		Inorg	300	Chloride		1.21				mg/L		NQ	6S	GW31-01-0006	GELC
R-31	1662	830.9	12/14/2000	WG	F	CS		Inorg	300	Chloride		2.5				mg/L		NQ	8131R	GW31-00-0002	PARA
R-31	1662	830.9	12/6/2006	WG	UF	CS		Inorg	300	Chloride		1.69			0.066	mg/L			177384	GU06110G31R401	GELC
R-31	1662	830.9	12/6/2006	WG	UF	CS	FD	Inorg	300	Chloride		1.78			0.066	mg/L			177384	GU06110G31R420	GELC
R-31	1662	830.9	12/14/2000	WG	UF	CS		Inorg	300	Chloride		2.6				mg/L		NQ	8131R	GW31-00-0001	PARA
R-31	1662	830.9	12/6/2006	WG	UF	CS		Isotope	EES	Deuterium Ratio		-79.94	0.83			permil			18456	EU06110G31R401	EES6
R-31	1662	830.9	12/6/2006	WG	UF	CS		Isotope	EES	Deuterium Ratio		-79.94	0.83			permil			17791	EU06110G31R401	EES6
R-31	1662	830.9	12/6/2006	WG	UF	CS	FD	Isotope	EES	Deuterium Ratio		-78.71	0.79			permil			18457	EU06110G31R420	EES6
R-31	1662	830.9	12/6/2006	WG	UF	CS	FD	Isotope	EES	Deuterium Ratio		-78.71	0.79			permil			17792	EU06110G31R420	EES6
R-31	1662	830.9	9/27/2001	WG	UF	CS		Isotope	EES	Deuterium Ratio		-68				UNITLESS		NQ	32S	GW31-01-0005	GEO
R-31	1662	830.9	12/14/2000	WG	UF	CS		Isotope	EES	Deuterium Ratio		-78				UNITLESS		NQ	8135R	GW31-00-0001	GEO
R-31	1662	830.9	12/6/2006	WG	F	CS		Inorg	300	Fluoride		0.225			0.033	mg/L			177384	GF06110G31R401	GELC
R-31	1662	830.9	12/6/2006	WG	F	CS	FD	Inorg	300	Fluoride		0.218			0.033	mg/L			177384	GF06110G31R420	GELC



Ancho Canyon Watershed Last Four Analytical Results  
for Sampling November 27 - December 8, 2006

Periodic Monitoring Report for Ancho Watershed

Location	Port	Depth (ft)	Date	Fid Matrix	Fid Prep	Lab Sample Type	Fid QC	Suite	Method	Analyte	Symbol	Result	1-sigma TPU	MDA	MDL	Units	Lab Qual	2nd Qual	Request	Sample	Lab
R-31	1662	830.9	8/23/2005	WG	F	CS		Inorg	300	Fluoride		0.24			0.03	mg/L			144034	GF0508G31R401	GELC
R-31	1662	830.9	9/27/2001	WG	F	CS		Inorg	300	Fluoride		0.1				mg/L		NQ	6S	GW31-01-0006	GELC
R-31	1662	830.9	12/14/2000	WG	F	CS		Inorg	300	Fluoride		0.23				mg/L		NQ	8131R	GW31-00-0002	PARA
R-31	1662	830.9	12/6/2006	WG	UF	CS		Inorg	300	Fluoride		0.231			0.033	mg/L			177384	GU06110G31R401	GELC
R-31	1662	830.9	12/6/2006	WG	UF	CS	FD	Inorg	300	Fluoride		0.218			0.033	mg/L			177384	GU06110G31R420	GELC
R-31	1662	830.9	12/14/2000	WG	UF	CS		Inorg	300	Fluoride		0.24				mg/L		NQ	8131R	GW31-00-0001	PARA
R-31	1662	830.9	12/6/2006	WG	UF	CS		Isotope	EES	Oxygen-18/Oxygen-16 Ratio		-11.23	0.13			permil			17845	EU06110G31R401	EES6
R-31	1662	830.9	12/6/2006	WG	UF	CS	FD	Isotope	EES	Oxygen-18/Oxygen-16 Ratio		-11.29	0.13			permil			17846	EU06110G31R420	EES6
R-31	1662	830.9	9/27/2001	WG	UF	CS		Isotope	EES	Oxygen-18/Oxygen-16 Ratio		-10				UNITLESS		NQ	32S	GW31-01-0005	GEO
R-31	1662	830.9	12/14/2000	WG	UF	CS		Isotope	EES	Oxygen-18/Oxygen-16 Ratio		-11.1				UNITLESS		NQ	8135R	GW31-00-0001	GEO
R-31	1662	830.9	12/6/2006	WG	F	CS		Inorg	300	Sulfate		1.52			0.1	mg/L			177384	GF06110G31R401	GELC
R-31	1662	830.9	12/6/2006	WG	F	CS	FD	Inorg	300	Sulfate		1.55			0.1	mg/L			177384	GF06110G31R420	GELC
R-31	1662	830.9	8/23/2005	WG	F	CS		Inorg	300	Sulfate		1.82			0.057	mg/L			144034	GF0508G31R401	GELC
R-31	1662	830.9	9/27/2001	WG	F	CS		Inorg	300	Sulfate		1.28				mg/L		NQ	6S	GW31-01-0006	GELC
R-31	1662	830.9	12/14/2000	WG	F	CS		Inorg	300	Sulfate		7.7				mg/L		NQ	8131R	GW31-00-0002	PARA
R-31	1662	830.9	12/6/2006	WG	UF	CS		Inorg	300	Sulfate		1.55			0.1	mg/L			177384	GU06110G31R401	GELC
R-31	1662	830.9	12/6/2006	WG	UF	CS	FD	Inorg	300	Sulfate		1.54			0.1	mg/L			177384	GU06110G31R420	GELC
R-31	1662	830.9	12/14/2000	WG	UF	CS		Inorg	300	Sulfate		7.7				mg/L		NQ	8131R	GW31-00-0001	PARA
R-31	1662	830.9	12/6/2006	WG	F	CS		Inorg	310.1	Alkalinity-CO <sub>3</sub>		1.15			0.725	mg/L			177384	GF06110G31R401	GELC
R-31	1662	830.9	12/6/2006	WG	F	CS	FD	Inorg	310.1	Alkalinity-CO <sub>3</sub>		1.22			0.725	mg/L			177384	GF06110G31R420	GELC
R-31	1662	830.9	8/23/2005	WG	F	CS		Inorg	310.1	Alkalinity-CO <sub>3</sub>	<	1.45			1.45	mg/L	U		144034	GF0508G31R401	GELC
R-31	1662	830.9	12/14/2000	WG	F	CS		Inorg	310.1	Alkalinity-CO <sub>3</sub>		75				mg/L		NQ	8131R	GW31-00-0002	PARA
R-31	1662	830.9	12/6/2006	WG	UF	CS		Inorg	310.1	Alkalinity-CO <sub>3</sub>		2.87			0.725	mg/L			177384	GU06110G31R401	GELC
R-31	1662	830.9	12/6/2006	WG	UF	CS	FD	Inorg	310.1	Alkalinity-CO <sub>3</sub>		3.06			0.725	mg/L			177384	GU06110G31R420	GELC
R-31	1662	830.9	12/14/2000	WG	UF	CS		Inorg	310.1	Alkalinity-CO <sub>3</sub>		77				mg/L		NQ	8131R	GW31-00-0001	PARA
R-31	1662	830.9	12/6/2006	WG	F	CS		Inorg	310.1	Alkalinity-CO <sub>3</sub> +HCO <sub>3</sub>		57.1			0.725	mg/L			177384	GF06110G31R401	GELC
R-31	1662	830.9	12/6/2006	WG	F	CS	FD	Inorg	310.1	Alkalinity-CO <sub>3</sub> +HCO <sub>3</sub>		56.5			0.725	mg/L			177384	GF06110G31R420	GELC
R-31	1662	830.9	8/23/2005	WG	F	CS		Inorg	310.1	Alkalinity-CO <sub>3</sub> +HCO <sub>3</sub>		63.1			1.45	mg/L			144034	GF0508G31R401	GELC
R-31	1662	830.9	9/27/2001	WG	F	CS		Inorg	310.1	Alkalinity-CO <sub>3</sub> +HCO <sub>3</sub>		25.5				mg/L		J+	6S	GW31-01-0006	GELC
R-31	1662	830.9	12/6/2006	WG	UF	CS		Inorg	310.1	Alkalinity-CO <sub>3</sub> +HCO <sub>3</sub>		58.7			0.725	mg/L			177384	GU06110G31R401	GELC
R-31	1662	830.9	12/6/2006	WG	UF	CS	FD	Inorg	310.1	Alkalinity-CO <sub>3</sub> +HCO <sub>3</sub>		58.7			0.725	mg/L			177384	GU06110G31R420	GELC
R-31	1662	830.9	12/6/2006	WG	F	CS		Inorg	350.1	Ammonia as Nitrogen	<	0.01			0.01	mg/L	U		177384	GF06110G31R401	GELC
R-31	1662	830.9	12/6/2006	WG	F	CS	FD	Inorg	350.1	Ammonia as Nitrogen	<	0.01			0.01	mg/L	U		177384	GF06110G31R420	GELC
R-31	1662	830.9	8/23/2005	WG	F	CS		Inorg	350.1	Ammonia as Nitrogen	<	0.01			0.01	mg/L	U	UJ, R	144034	GF0508G31R401	GELC
R-31	1662	830.9	12/6/2006	WG	UF	CS		Inorg	350.1	Ammonia as Nitrogen	<	0.01			0.01	mg/L	U		177384	GU06110G31R401	GELC
R-31	1662	830.9	12/6/2006	WG	UF	CS	FD	Inorg	350.1	Ammonia as Nitrogen	<	0.01			0.01	mg/L	U		177384	GU06110G31R420	GELC
R-31	1662	830.9	12/6/2006	WG	F	CS		Inorg	6010	Calcium		10.8			0.036	mg/L			177384	GF06110G31R401	GELC
R-31	1662	830.9	12/6/2006	WG	F	CS	FD	Inorg	6010	Calcium		10.8			0.036	mg/L			177384	GF06110G31R420	GELC
R-31	1662	830.9	8/23/2005	WG	F	CS		Inorg	6010	Calcium		13			0.036	mg/L			144034	GF0508G31R401	GELC
R-31	1662	830.9	9/27/2001	WG	F	CS		Inorg	6010	Calcium		7.91				mg/L			6S	GW31-01-0006	GELC
R-31	1662	830.9	12/14/2000	WG	F	CS		Inorg	6010	Calcium		11				mg/L			8131R	GW31-00-0002	PARA
R-31	1662	830.9	12/6/2006	WG	UF	CS		Inorg	6010	Calcium		10.8			0.036	mg/L			177384	GU06110G31R401	GELC
R-31	1662	830.9	12/6/2006	WG	UF	CS	FD	Inorg	6010	Calcium		11.1			0.036	mg/L			177384	GU06110G31R420	GELC
R-31	1662	830.9	8/23/2005	WG	UF	CS		Inorg	6010	Calcium		12.8			0.036	mg/L			144034	GU0508G31R401	GELC
R-31	1662	830.9	9/27/2001	WG	UF	CS		Inorg	6010	Calcium		8.12				mg/L			6S	GW31-01-0005	GELC
R-31	1662	830.9	12/14/2000	WG	UF	CS		Inorg	6010	Calcium		11				mg/L			8131R	GW31-00-0001	PARA
R-31	1662	830.9	12/6/2006	WG	F	CS		Inorg	335.3	Cyanide (Total)	<	0.0015			0.0015	mg/L	U		177384	GF06110G31R401	GELC
R-31	1662	830.9	12/6/2006	WG	F	CS	FD	Inorg	335.3	Cyanide (Total)		0.00236			0.0015	mg/L	J		177384	GF06110G31R420	GELC

Ancho Canyon Watershed Last Four Analytical Results  
for Sampling November 27 - December 8, 2006

Periodic Monitoring Report for Ancho Watershed

Location	Port	Depth (ft)	Date	Fld Matrix	Fld Prep	Lab Sample Type	Fld QC	Suite	Method	Analyte	Symbol	Result	1-sigma TPU	MDA	MDL	Units	Lab Qual	2nd Qual	Request	Sample	Lab
R-31	1662	830.9	8/23/2005	WG	F	CS		Inorg	335.3	Cyanide (Total)	<	0.0025			0.0025	mg/L	U		144034	GF0508G31R401	GELC
R-31	1662	830.9	12/6/2006	WG	UF	CS		Inorg	335.3	Cyanide (Total)	<	0.0015			0.0015	mg/L	U		177384	GU06110G31R401	GELC
R-31	1662	830.9	12/6/2006	WG	UF	CS	FD	Inorg	335.3	Cyanide (Total)	<	0.0015			0.0015	mg/L	U	UJ	177384	GU06110G31R420	GELC
R-31	1662	830.9	9/27/2001	WG	UF	CS		Inorg	9012	Cyanide (Total)	<	0.00289				mg/L	U	U	6S	GW31-01-0005	GELC
R-31	1662	830.9	12/14/2000	WG	UF	CS		Inorg	9010	Cyanide (Total)	<	0.01				mg/L	U	U	8131R	GW31-00-0001	PARA
R-31	1662	830.9	12/6/2006	WG	F	CS		Inorg	A2340	Hardness		36.5			0.085	mg/L			177384	GF06110G31R401	GELC
R-31	1662	830.9	12/6/2006	WG	F	CS	FD	Inorg	A2340	Hardness		36.6			0.085	mg/L			177384	GF06110G31R420	GELC
R-31	1662	830.9	8/23/2005	WG	F	CS		Inorg	A2340	Hardness		41			0.085	mg/L			144034	GF0508G31R401	GELC
R-31	1662	830.9	12/6/2006	WG	UF	CS		Inorg	A2340	Hardness		36.3			0.085	mg/L			177384	GU06110G31R401	GELC
R-31	1662	830.9	12/6/2006	WG	UF	CS	FD	Inorg	A2340	Hardness		37.3			0.085	mg/L			177384	GU06110G31R420	GELC
R-31	1662	830.9	8/23/2005	WG	UF	CS		Inorg	A2340	Hardness		40.6			0.085	mg/L			144034	GU0508G31R401	GELC
R-31	1662	830.9	12/6/2006	WG	F	CS		Inorg	6010	Magnesium		2.31			0.085	mg/L			177384	GF06110G31R401	GELC
R-31	1662	830.9	12/6/2006	WG	F	CS	FD	Inorg	6010	Magnesium		2.32			0.085	mg/L			177384	GF06110G31R420	GELC
R-31	1662	830.9	8/23/2005	WG	F	CS		Inorg	6010	Magnesium		2.09			0.085	mg/L			144034	GF0508G31R401	GELC
R-31	1662	830.9	9/27/2001	WG	F	CS		Inorg	6010	Magnesium		0.63				mg/L			6S	GW31-01-0006	GELC
R-31	1662	830.9	12/14/2000	WG	F	CS		Inorg	6010	Magnesium		1.2				mg/L			8131R	GW31-00-0002	PARA
R-31	1662	830.9	12/6/2006	WG	UF	CS		Inorg	6010	Magnesium		2.28			0.085	mg/L			177384	GU06110G31R401	GELC
R-31	1662	830.9	12/6/2006	WG	UF	CS	FD	Inorg	6010	Magnesium		2.34			0.085	mg/L			177384	GU06110G31R420	GELC
R-31	1662	830.9	8/23/2005	WG	UF	CS		Inorg	6010	Magnesium		2.08			0.085	mg/L			144034	GU0508G31R401	GELC
R-31	1662	830.9	9/27/2001	WG	UF	CS		Inorg	6010	Magnesium		0.641				mg/L			6S	GW31-01-0005	GELC
R-31	1662	830.9	12/14/2000	WG	UF	CS		Inorg	6010	Magnesium		1.2				mg/L			8131R	GW31-00-0001	PARA
R-31	1662	830.9	12/6/2006	WG	F	CS		Inorg	353.1	Nitrate-Nitrite as N		0.282			0.014	mg/L			177384	GF06110G31R401	GELC
R-31	1662	830.9	12/6/2006	WG	F	CS	FD	Inorg	353.1	Nitrate-Nitrite as N		0.281			0.014	mg/L			177384	GF06110G31R420	GELC
R-31	1662	830.9	8/23/2005	WG	F	CS		Inorg	353.1	Nitrate-Nitrite as N		0.182			0.017	mg/L		J-	144034	GF0508G31R401	GELC
R-31	1662	830.9	9/27/2001	WG	F	CS		Inorg	353.1	Nitrate-Nitrite as N	<	0.0069				mg/L	U	U	6S	GW31-01-0006	GELC
R-31	1662	830.9	12/14/2000	WG	F	CS		Inorg	353.2	Nitrate-Nitrite as N	<	0.1				mg/L	U	U	8131R	GW31-00-0002	PARA
R-31	1662	830.9	12/6/2006	WG	UF	CS		Inorg	353.1	Nitrate-Nitrite as N		0.275			0.014	mg/L			177384	GU06110G31R401	GELC
R-31	1662	830.9	12/6/2006	WG	UF	CS	FD	Inorg	353.1	Nitrate-Nitrite as N		0.283			0.014	mg/L			177384	GU06110G31R420	GELC
R-31	1662	830.9	12/14/2000	WG	UF	CS		Inorg	353.2	Nitrate-Nitrite as N		0.51				mg/L		NQ	8131R	GW31-00-0001	PARA
R-31	1662	830.9	12/6/2006	WG	F	CS		Inorg	314.0	Perchlorate	<	4			4	µg/L	U		177384	GF06110G31R401	GELC
R-31	1662	830.9	12/6/2006	WG	F	CS		Inorg	6850	Perchlorate		0.225			0.05	µg/L			177384	GF06110G31R401	GELC
R-31	1662	830.9	12/6/2006	WG	F	CS	FD	Inorg	6850	Perchlorate		0.223			0.05	µg/L			177384	GF06110G31R420	GELC
R-31	1662	830.9	12/6/2006	WG	F	CS	FD	Inorg	314.0	Perchlorate	<	4			4	µg/L	U		177384	GF06110G31R420	GELC
R-31	1662	830.9	8/23/2005	WG	F	CS		Inorg	6850	Perchlorate		0.234			0.05	µg/L	H	J	144034	GF0508G31R401	GELC
R-31	1662	830.9	8/23/2005	WG	F	CS		Inorg	314.0	Perchlorate	<	4			4	µg/L	U		144034	GF0508G31R401	GELC
R-31	1662	830.9	9/27/2001	WG	F	CS		Inorg	314.0	Perchlorate	<	4				µg/L	U	U	7S	GW31-01-0006	GELC
R-31	1662	830.9	12/6/2006	WG	F	CS		Inorg	150.1	pH		8.35			0.01	SU	H	J	177384	GF06110G31R401	GELC
R-31	1662	830.9	12/6/2006	WG	F	CS	FD	Inorg	150.1	pH		8.41			0.01	SU	H	J	177384	GF06110G31R420	GELC
R-31	1662	830.9	8/23/2005	WG	F	CS		Inorg	150.1	pH		8.25			0.01	SU	H	J	144034	GF0508G31R401	GELC
R-31	1662	830.9	12/14/2000	WG	F	CS		Inorg	79-4	pH		7.7				SU		NQ	8134R	GW31-00-0002	HUFFMA
R-31	1662	830.9	12/6/2006	WG	UF	CS		Inorg	150.1	pH		8.51			0.01	SU	H	J	177384	GU06110G31R401	GELC
R-31	1662	830.9	12/6/2006	WG	UF	CS	FD	Inorg	150.1	pH		8.61			0.01	SU	H	J	177384	GU06110G31R420	GELC
R-31	1662	830.9	12/6/2006	WG	F	CS		Inorg	6010	Potassium		3.56			0.05	mg/L			177384	GF06110G31R401	GELC
R-31	1662	830.9	12/6/2006	WG	F	CS	FD	Inorg	6010	Potassium		3.58			0.05	mg/L			177384	GF06110G31R420	GELC
R-31	1662	830.9	8/23/2005	WG	F	CS		Inorg	6010	Potassium		3.28			0.05	mg/L			144034	GF0508G31R401	GELC
R-31	1662	830.9	9/27/2001	WG	F	CS		Inorg	6010	Potassium		1.34				mg/L			6S	GW31-01-0006	GELC
R-31	1662	830.9	12/14/2000	WG	F	CS		Inorg	6010	Potassium		3.6				mg/L			8131R	GW31-00-0002	PARA
R-31	1662	830.9	12/6/2006	WG	UF	CS		Inorg	6010	Potassium		3.52			0.05	mg/L			177384	GU06110G31R401	GELC
R-31	1662	830.9	12/6/2006	WG	UF	CS	FD	Inorg	6010	Potassium		3.57			0.05	mg/L			177384	GU06110G31R420	GELC
R-31	1662	830.9	8/23/2005	WG	UF	CS		Inorg	6010	Potassium		3.22			0.05	mg/L			144034	GU0508G31R401	GELC
R-31	1662	830.9	9/27/2001	WG	UF	CS		Inorg	6010	Potassium		1.38				mg/L			6S	GW31-01-0005	GELC

Ancho Canyon Watershed Last Four Analytical Results  
for Sampling November 27 - December 8, 2006

Periodic Monitoring Report for Ancho Watershed

Location	Port	Depth (ft)	Date	Fld Matrix	Fld Prep	Lab Sample Type	Fld QC	Suite	Method	Analyte	Symbol	Result	1-sigma TPU	MDA	MDL	Units	Lab Qual	2nd Qual	Request	Sample	Lab
R-31	1662	830.9	12/14/2000	WG	UF	CS		Inorg	6010	Potassium		3.7				mg/L			8131R	GW31-00-0001	PARA
R-31	1662	830.9	12/6/2006	WG	F	CS		Inorg	6010	Silicon Dioxide		81.6			0.032	mg/L		J-	177384	GF06110G31R401	GELC
R-31	1662	830.9	12/6/2006	WG	F	CS	FD	Inorg	6010	Silicon Dioxide		81.8			0.032	mg/L		J-	177384	GF06110G31R420	GELC
R-31	1662	830.9	8/23/2005	WG	F	CS		Inorg	6010	Silicon Dioxide		80.9			0.032	mg/L		J	144034	GF0508G31R401	GELC
R-31	1662	830.9	12/6/2006	WG	UF	CS		Inorg	6010	Silicon Dioxide		80.5			0.032	mg/L		J-	177384	GU06110G31R401	GELC
R-31	1662	830.9	12/6/2006	WG	UF	CS	FD	Inorg	6010	Silicon Dioxide		82			0.032	mg/L		J-	177384	GU06110G31R420	GELC
R-31	1662	830.9	8/23/2005	WG	UF	CS		Inorg	6010	Silicon Dioxide		80.8			0.032	mg/L		J	144034	GU0508G31R401	GELC
R-31	1662	830.9	12/6/2006	WG	F	CS		Inorg	6010	Sodium		10.6			0.045	mg/L			177384	GF06110G31R401	GELC
R-31	1662	830.9	12/6/2006	WG	F	CS	FD	Inorg	6010	Sodium		10.6			0.045	mg/L			177384	GF06110G31R420	GELC
R-31	1662	830.9	8/23/2005	WG	F	CS		Inorg	6010	Sodium		10.4			0.045	mg/L			144034	GF0508G31R401	GELC
R-31	1662	830.9	9/27/2001	WG	F	CS		Inorg	6010	Sodium		6.03				mg/L			6S	GW31-01-0006	GELC
R-31	1662	830.9	12/14/2000	WG	F	CS		Inorg	6010	Sodium		17				mg/L			8131R	GW31-00-0002	PARA
R-31	1662	830.9	12/6/2006	WG	UF	CS		Inorg	6010	Sodium		10.5			0.045	mg/L			177384	GU06110G31R401	GELC
R-31	1662	830.9	12/6/2006	WG	UF	CS	FD	Inorg	6010	Sodium		10.6			0.045	mg/L			177384	GU06110G31R420	GELC
R-31	1662	830.9	8/23/2005	WG	UF	CS		Inorg	6010	Sodium		10.6			0.045	mg/L			144034	GU0508G31R401	GELC
R-31	1662	830.9	9/27/2001	WG	UF	CS		Inorg	6010	Sodium		5.99				mg/L			6S	GW31-01-0005	GELC
R-31	1662	830.9	12/14/2000	WG	UF	CS		Inorg	6010	Sodium		17				mg/L			8131R	GW31-00-0001	PARA
R-31	1662	830.9	12/6/2006	WG	F	CS		Inorg	120.1	Specific Conductance		115			1	uS/cm			177384	GF06110G31R401	GELC
R-31	1662	830.9	12/6/2006	WG	F	CS	FD	Inorg	120.1	Specific Conductance		120			1	uS/cm			177384	GF06110G31R420	GELC
R-31	1662	830.9	8/23/2005	WG	F	CS		Inorg	120.1	Specific Conductance		135			1	uS/cm			144034	GF0508G31R401	GELC
R-31	1662	830.9	12/6/2006	WG	UF	CS		Inorg	120.1	Specific Conductance		199			1	uS/cm			177384	GU06110G31R401	GELC
R-31	1662	830.9	12/6/2006	WG	UF	CS	FD	Inorg	120.1	Specific Conductance		118			1	uS/cm			177384	GU06110G31R420	GELC
R-31	1662	830.9	12/6/2006	WG	F	CS		Inorg	160.1	Total Dissolved Solids		121			2.38	mg/L			177384	GF06110G31R401	GELC
R-31	1662	830.9	12/6/2006	WG	F	CS		Inorg	160.1	Total Dissolved Solids		100			2.38	mg/L			177384	GU06110G31R401	GELC
R-31	1662	830.9	12/6/2006	WG	F	CS	FD	Inorg	160.1	Total Dissolved Solids		105			2.38	mg/L			177384	GF06110G31R420	GELC
R-31	1662	830.9	12/6/2006	WG	F	CS	FD	Inorg	160.1	Total Dissolved Solids		119			2.38	mg/L			177384	GU06110G31R420	GELC
R-31	1662	830.9	8/23/2005	WG	F	CS		Inorg	160.1	Total Dissolved Solids		153			2.38	mg/L			144034	GF0508G31R401	GELC
R-31	1662	830.9	12/6/2006	WG	F	CS		Inorg	351.2	Total Kjeldahl Nitrogen		0.245			0.01	mg/L			177384	GF06110G31R401	GELC
R-31	1662	830.9	12/6/2006	WG	F	CS	FD	Inorg	351.2	Total Kjeldahl Nitrogen		0.272			0.01	mg/L			177384	GF06110G31R420	GELC
R-31	1662	830.9	8/23/2005	WG	F	CS		Inorg	351.2	Total Kjeldahl Nitrogen		0.084			0.02	mg/L	J	JN-	144034	GF0508G31R401	GELC
R-31	1662	830.9	9/27/2001	WG	F	CS		Inorg	351.2	Total Kjeldahl Nitrogen		0.13				mg/L		NQ	6S	GW31-01-0006	GELC
R-31	1662	830.9	12/6/2006	WG	UF	CS		Inorg	351.2	Total Kjeldahl Nitrogen	<	0.01			0.01	mg/L	U		177384	GU06110G31R401	GELC
R-31	1662	830.9	12/6/2006	WG	UF	CS	FD	Inorg	351.2	Total Kjeldahl Nitrogen	<	0.01			0.01	mg/L	U		177384	GU06110G31R420	GELC
R-31	1662	830.9	12/6/2006	WG	UF	CS		Inorg	9060	Total Organic Carbon		0.479			0.33	mg/L	J		177384	GU06110G31R401	GELC
R-31	1662	830.9	12/6/2006	WG	UF	CS	FD	Inorg	9060	Total Organic Carbon		0.596			0.33	mg/L	J		177384	GU06110G31R420	GELC
R-31	1662	830.9	9/27/2001	WG	UF	CS		Inorg	415.1	Total Organic Carbon		1.82			0.04	mg/L		NQ	4S	GW31-01-0005	GELC
R-31	1662	830.9	12/6/2006	WG	F	CS		Met	6010	Aluminum	<	68			68	µg/L	U		177384	GF06110G31R401	GELC
R-31	1662	830.9	12/6/2006	WG	F	CS	FD	Met	6010	Aluminum	<	68			68	µg/L	U		177384	GF06110G31R420	GELC
R-31	1662	830.9	8/23/2005	WG	F	CS		Met	6010	Aluminum	<	68			68	µg/L	U		144034	GF0508G31R401	GELC
R-31	1662	830.9	9/27/2001	WG	F	CS		Met	6010	Aluminum	<	9.54				µg/L	U	UJ	6S	GW31-01-0006	GELC
R-31	1662	830.9	12/14/2000	WG	F	CS		Met	6010	Aluminum	<	47				µg/L	B	J	8131R	GW31-00-0002	PARA
R-31	1662	830.9	12/6/2006	WG	UF	CS		Met	6010	Aluminum	<	68			68	µg/L	U		177384	GU06110G31R401	GELC
R-31	1662	830.9	12/6/2006	WG	UF	CS	FD	Met	6010	Aluminum		115			68	µg/L	J		177384	GU06110G31R420	GELC
R-31	1662	830.9	8/23/2005	WG	UF	CS		Met	6010	Aluminum	<	68			68	µg/L	U		144034	GU0508G31R401	GELC
R-31	1662	830.9	9/27/2001	WG	UF	CS		Met	6010	Aluminum	<	29.3				µg/L	B	J	6S	GW31-01-0005	GELC
R-31	1662	830.9	12/14/2000	WG	UF	CS		Met	6010	Aluminum	<	47				µg/L	B	J	8131R	GW31-00-0001	PARA
R-31	1662	830.9	12/6/2006	WG	F	CS		Met	6020	Arsenic	<	1.5			1.5	µg/L	U		177384	GF06110G31R401	GELC
R-31	1662	830.9	12/6/2006	WG	F	CS	FD	Met	6020	Arsenic	<	1.5			1.5	µg/L	U		177384	GF06110G31R420	GELC
R-31	1662	830.9	8/23/2005	WG	F	CS		Met	6010	Arsenic	<	6			6	µg/L	U		144034	GF0508G31R401	GELC
R-31	1662	830.9	9/27/2001	WG	F	CS		Met	6010	Arsenic	<	2.6				µg/L	U	UJ	6S	GW31-01-0006	GELC
R-31	1662	830.9	12/14/2000	WG	F	CS		Met	6010	Arsenic	<	1.5				µg/L	U	UJ	8131R	GW31-00-0002	PARA

Ancho Canyon Watershed Last Four Analytical Results  
for Sampling November 27 - December 8, 2006

Periodic Monitoring Report for Ancho Watershed

Location	Port	Depth (ft)	Date	Fld Matrix	Fld Prep	Lab Sample Type	Fld QC	Suite	Method	Analyte	Symbol	Result	1-sigma TPU	MDA	MDL	Units	Lab Qual	2nd Qual	Request	Sample	Lab
R-31	1662	830.9	12/6/2006	WG	UF	CS		Met	6020	Arsenic		1.6			1.5	µg/L	J		177384	GU06110G31R401	GELC
R-31	1662	830.9	12/6/2006	WG	UF	CS	FD	Met	6020	Arsenic	<	1.5			1.5	µg/L	U		177384	GU06110G31R420	GELC
R-31	1662	830.9	8/23/2005	WG	UF	CS		Met	6010	Arsenic	<	6			6	µg/L	U		144034	GU0508G31R401	GELC
R-31	1662	830.9	9/27/2001	WG	UF	CS		Met	6010	Arsenic	<	2.6				µg/L	U	UJ	6S	GW31-01-0005	GELC
R-31	1662	830.9	12/14/2000	WG	UF	CS		Met	6010	Arsenic	<	1.5				µg/L	U	UJ	8131R	GW31-00-0001	PARA
R-31	1662	830.9	12/6/2006	WG	F	CS		Met	6010	Barium		40.1			1	µg/L			177384	GF06110G31R401	GELC
R-31	1662	830.9	12/6/2006	WG	F	CS	FD	Met	6010	Barium		40.1			1	µg/L			177384	GF06110G31R420	GELC
R-31	1662	830.9	8/23/2005	WG	F	CS		Met	6010	Barium		39			1	µg/L			144034	GF0508G31R401	GELC
R-31	1662	830.9	9/27/2001	WG	F	CS		Met	6010	Barium		11.1				µg/L			6S	GW31-01-0006	GELC
R-31	1662	830.9	12/14/2000	WG	F	CS		Met	6010	Barium	<	24				µg/L	B	J	8131R	GW31-00-0002	PARA
R-31	1662	830.9	12/6/2006	WG	UF	CS		Met	6010	Barium		39.9			1	µg/L			177384	GU06110G31R401	GELC
R-31	1662	830.9	12/6/2006	WG	UF	CS	FD	Met	6010	Barium		41.3			1	µg/L			177384	GU06110G31R420	GELC
R-31	1662	830.9	8/23/2005	WG	UF	CS		Met	6010	Barium		37.9			1	µg/L			144034	GU0508G31R401	GELC
R-31	1662	830.9	9/27/2001	WG	UF	CS		Met	6010	Barium		11.7				µg/L			6S	GW31-01-0005	GELC
R-31	1662	830.9	12/14/2000	WG	UF	CS		Met	6010	Barium	<	26				µg/L	B	J	8131R	GW31-00-0001	PARA
R-31	1662	830.9	12/6/2006	WG	F	CS		Met	6010	Boron		13.2			10	µg/L	J		177384	GF06110G31R401	GELC
R-31	1662	830.9	12/6/2006	WG	F	CS	FD	Met	6010	Boron		12.6			10	µg/L	J		177384	GF06110G31R420	GELC
R-31	1662	830.9	8/23/2005	WG	F	CS		Met	6010	Boron		13			10	µg/L	J		144034	GF0508G31R401	GELC
R-31	1662	830.9	9/27/2001	WG	F	CS		Met	6010	Boron		175				µg/L			6S	GW31-01-0006	GELC
R-31	1662	830.9	12/14/2000	WG	F	CS		Met	6010	Boron	<	21				µg/L	B	J	8131R	GW31-00-0002	PARA
R-31	1662	830.9	12/6/2006	WG	UF	CS		Met	6010	Boron		11.6			10	µg/L	J		177384	GU06110G31R401	GELC
R-31	1662	830.9	12/6/2006	WG	UF	CS	FD	Met	6010	Boron		14.2			10	µg/L	J		177384	GU06110G31R420	GELC
R-31	1662	830.9	8/23/2005	WG	UF	CS		Met	6010	Boron		12.5			10	µg/L	J		144034	GU0508G31R401	GELC
R-31	1662	830.9	9/27/2001	WG	UF	CS		Met	6010	Boron		174				µg/L			6S	GW31-01-0005	GELC
R-31	1662	830.9	12/14/2000	WG	UF	CS		Met	6010	Boron	<	15			13	µg/L	B	J	8131R	GW31-00-0001	PARA
R-31	1662	830.9	12/6/2006	WG	F	CS		Met	6020	Chromium		3.1			1	µg/L	N	J-	177384	GF06110G31R401	GELC
R-31	1662	830.9	12/6/2006	WG	F	CS	FD	Met	6020	Chromium		2.7			1	µg/L	JN	J-	177384	GF06110G31R420	GELC
R-31	1662	830.9	8/23/2005	WG	F	CS		Met	6010	Chromium		1.9			1	µg/L	J		144034	GF0508G31R401	GELC
R-31	1662	830.9	9/27/2001	WG	F	CS		Met	6010	Chromium	<	0.57				µg/L	U	UJ	6S	GW31-01-0006	GELC
R-31	1662	830.9	12/14/2000	WG	F	CS		Met	6010	Chromium	<	0.52				µg/L	U	UJ	8131R	GW31-00-0002	PARA
R-31	1662	830.9	12/6/2006	WG	UF	CS		Met	6020	Chromium		3			1	µg/L	JN	J-	177384	GU06110G31R401	GELC
R-31	1662	830.9	12/6/2006	WG	UF	CS	FD	Met	6020	Chromium		20			1	µg/L	N	J-	177384	GU06110G31R420	GELC
R-31	1662	830.9	8/23/2005	WG	UF	CS		Met	6010	Chromium		3.1			1	µg/L	J		144034	GU0508G31R401	GELC
R-31	1662	830.9	9/27/2001	WG	UF	CS		Met	6010	Chromium		5.13				µg/L			6S	GW31-01-0005	GELC
R-31	1662	830.9	12/14/2000	WG	UF	CS		Met	6010	Chromium	<	6.5				µg/L	B	J	8131R	GW31-00-0001	PARA
R-31	1662	830.9	12/6/2006	WG	F	CS		Met	6010	Cobalt	<	1			1	µg/L	U		177384	GF06110G31R401	GELC
R-31	1662	830.9	12/6/2006	WG	F	CS	FD	Met	6010	Cobalt	<	1			1	µg/L	U		177384	GF06110G31R420	GELC
R-31	1662	830.9	8/23/2005	WG	F	CS		Met	6010	Cobalt	<	1			1	µg/L	U		144034	GF0508G31R401	GELC
R-31	1662	830.9	9/27/2001	WG	F	CS		Met	6010	Cobalt	<	0.73				µg/L	U	UJ	6S	GW31-01-0006	GELC
R-31	1662	830.9	12/14/2000	WG	F	CS		Met	6010	Cobalt	<	0.52				µg/L	U	UJ	8131R	GW31-00-0002	PARA
R-31	1662	830.9	12/6/2006	WG	UF	CS		Met	6010	Cobalt	<	1			1	µg/L	U		177384	GU06110G31R401	GELC
R-31	1662	830.9	12/6/2006	WG	UF	CS	FD	Met	6010	Cobalt	<	1			1	µg/L	U		177384	GU06110G31R420	GELC
R-31	1662	830.9	8/23/2005	WG	UF	CS		Met	6010	Cobalt	<	1			1	µg/L	U		144034	GU0508G31R401	GELC
R-31	1662	830.9	9/27/2001	WG	UF	CS		Met	6010	Cobalt	<	0.73				µg/L	U	UJ	6S	GW31-01-0005	GELC
R-31	1662	830.9	12/14/2000	WG	UF	CS		Met	6010	Cobalt	<	0.63				µg/L	B	J	8131R	GW31-00-0001	PARA
R-31	1662	830.9	12/6/2006	WG	F	CS		Met	6010	Iron		19.3			18	µg/L	J		177384	GF06110G31R401	GELC
R-31	1662	830.9	12/6/2006	WG	F	CS	FD	Met	6010	Iron	<	18			18	µg/L	U		177384	GF06110G31R420	GELC
R-31	1662	830.9	8/23/2005	WG	F	CS		Met	6010	Iron	<	18			18	µg/L	U		144034	GF0508G31R401	GELC
R-31	1662	830.9	9/27/2001	WG	F	CS		Met	6010	Iron	<	6.09				µg/L	B	J	6S	GW31-01-0006	GELC
R-31	1662	830.9	12/14/2000	WG	F	CS		Met	6010	Iron	<	49				µg/L	B	J	8131R	GW31-00-0002	PARA
R-31	1662	830.9	12/6/2006	WG	UF	CS		Met	6010	Iron	<	18			18	µg/L	U		177384	GU06110G31R401	GELC

Ancho Canyon Watershed Last Four Analytical Results  
for Sampling November 27 - December 8, 2006

Periodic Monitoring Report for Ancho Watershed

Location	Port	Depth (ft)	Date	Fld Matrix	Fld Prep	Lab Sample Type	Fld QC	Suite	Method	Analyte	Symbol	Result	1-sigma TPU	MDA	MDL	Units	Lab Qual	2nd Qual	Request	Sample	Lab
R-31	1662	830.9	12/6/2006	WG	UF	CS	FD	Met	6010	Iron	<	18			18	µg/L	U		177384	GU06110G31R420	GELC
R-31	1662	830.9	8/23/2005	WG	UF	CS		Met	6010	Iron		22.5			18	µg/L	J		144034	GU0508G31R401	GELC
R-31	1662	830.9	9/27/2001	WG	UF	CS		Met	6010	Iron		99.2				µg/L			6S	GW31-01-0005	GELC
R-31	1662	830.9	12/14/2000	WG	UF	CS		Met	6010	Iron	<	76				µg/L	B	J	8131R	GW31-00-0001	PARA
R-31	1662	830.9	12/6/2006	WG	F	CS		Met	6010	Manganese	<	2			2	µg/L	U		177384	GF06110G31R401	GELC
R-31	1662	830.9	12/6/2006	WG	F	CS	FD	Met	6010	Manganese	<	2			2	µg/L	U		177384	GF06110G31R420	GELC
R-31	1662	830.9	8/23/2005	WG	F	CS		Met	6010	Manganese	<	2			2	µg/L	U		144034	GF0508G31R401	GELC
R-31	1662	830.9	9/27/2001	WG	F	CS		Met	6020	Manganese		15				µg/L			6S	GW31-01-0006	GELC
R-31	1662	830.9	12/14/2000	WG	F	CS		Met	6010	Manganese		24				µg/L			8131R	GW31-00-0002	PARA
R-31	1662	830.9	12/6/2006	WG	UF	CS		Met	6010	Manganese	<	2			2	µg/L	U		177384	GU06110G31R401	GELC
R-31	1662	830.9	12/6/2006	WG	UF	CS	FD	Met	6010	Manganese	<	2			2	µg/L	U		177384	GU06110G31R420	GELC
R-31	1662	830.9	8/23/2005	WG	UF	CS		Met	6010	Manganese		3			2	µg/L	J		144034	GU0508G31R401	GELC
R-31	1662	830.9	9/27/2001	WG	UF	CS		Met	6020	Manganese		15.9				µg/L			6S	GW31-01-0005	GELC
R-31	1662	830.9	12/14/2000	WG	UF	CS		Met	6010	Manganese		25				µg/L			8131R	GW31-00-0001	PARA
R-31	1662	830.9	12/6/2006	WG	F	CS		Met	6010	Molybdenum	<	4.1			2	µg/L	J	U	177384	GF06110G31R401	GELC
R-31	1662	830.9	12/6/2006	WG	F	CS	FD	Met	6010	Molybdenum	<	2			2	µg/L	J	U	177384	GF06110G31R420	GELC
R-31	1662	830.9	8/23/2005	WG	F	CS		Met	6010	Molybdenum		2.2			2	µg/L	J		144034	GF0508G31R401	GELC
R-31	1662	830.9	9/27/2001	WG	F	CS		Met	6020	Molybdenum		2.72				µg/L			6S	GW31-01-0006	GELC
R-31	1662	830.9	12/14/2000	WG	F	CS		Met	6010	Molybdenum	<	17			5.2	µg/L	U	U	8131R	GW31-00-0002	PARA
R-31	1662	830.9	12/6/2006	WG	UF	CS		Met	6010	Molybdenum	<	2			2	µg/L	U		177384	GU06110G31R401	GELC
R-31	1662	830.9	12/6/2006	WG	UF	CS	FD	Met	6010	Molybdenum	<	2			2	µg/L	U		177384	GU06110G31R420	GELC
R-31	1662	830.9	8/23/2005	WG	UF	CS		Met	6010	Molybdenum	<	2			2	µg/L	U		144034	GU0508G31R401	GELC
R-31	1662	830.9	9/27/2001	WG	UF	CS		Met	6020	Molybdenum		3.75				µg/L			6S	GW31-01-0005	GELC
R-31	1662	830.9	12/14/2000	WG	UF	CS		Met	6010	Molybdenum		21				µg/L			8131R	GW31-00-0001	PARA
R-31	1662	830.9	12/6/2006	WG	F	CS		Met	6020	Nickel	<	0.5			0.5	µg/L	UN	UJ	177384	GF06110G31R401	GELC
R-31	1662	830.9	12/6/2006	WG	F	CS	FD	Met	6020	Nickel	<	0.5			0.5	µg/L	UN	UJ	177384	GF06110G31R420	GELC
R-31	1662	830.9	8/23/2005	WG	F	CS		Met	6020	Nickel		0.67			0.5	µg/L	J		144034	GF0508G31R401	GELC
R-31	1662	830.9	9/27/2001	WG	F	CS		Met	6010	Nickel	<	1.26				µg/L	U	UJ	6S	GW31-01-0006	GELC
R-31	1662	830.9	12/14/2000	WG	F	CS		Met	6010	Nickel	<	2.1				µg/L	B	J	8131R	GW31-00-0002	PARA
R-31	1662	830.9	12/6/2006	WG	UF	CS		Met	6020	Nickel	<	0.5			0.5	µg/L	UN	UJ	177384	GU06110G31R401	GELC
R-31	1662	830.9	12/6/2006	WG	UF	CS	FD	Met	6020	Nickel		11.1			0.5	µg/L	N	J-	177384	GU06110G31R420	GELC
R-31	1662	830.9	8/23/2005	WG	UF	CS		Met	6020	Nickel		5.9			0.5	µg/L			144034	GU0508G31R401	GELC
R-31	1662	830.9	9/27/2001	WG	UF	CS		Met	6010	Nickel	<	2.66				µg/L	B	J	6S	GW31-01-0005	GELC
R-31	1662	830.9	12/14/2000	WG	UF	CS		Met	6010	Nickel	<	6.8				µg/L	B	J	8131R	GW31-00-0001	PARA
R-31	1662	830.9	12/6/2006	WG	F	CS		Met	6010	Strontium		51.4			1	µg/L			177384	GF06110G31R401	GELC
R-31	1662	830.9	12/6/2006	WG	F	CS	FD	Met	6010	Strontium		51.6			1	µg/L			177384	GF06110G31R420	GELC
R-31	1662	830.9	8/23/2005	WG	F	CS		Met	6010	Strontium		61.9			1	µg/L			144034	GF0508G31R401	GELC
R-31	1662	830.9	9/27/2001	WG	F	CS		Met	6010	Strontium		58.1				µg/L			6S	GW31-01-0006	GELC
R-31	1662	830.9	12/14/2000	WG	F	CS		Met	6010	Strontium	<	66			0.59	µg/L	U	U	8131R	GW31-00-0002	PARA
R-31	1662	830.9	12/6/2006	WG	UF	CS		Met	6010	Strontium		51.4			1	µg/L			177384	GU06110G31R401	GELC
R-31	1662	830.9	12/6/2006	WG	UF	CS	FD	Met	6010	Strontium		52.9			1	µg/L			177384	GU06110G31R420	GELC
R-31	1662	830.9	8/23/2005	WG	UF	CS		Met	6010	Strontium		61.6			1	µg/L			144034	GU0508G31R401	GELC
R-31	1662	830.9	9/27/2001	WG	UF	CS		Met	6010	Strontium		59.5				µg/L			6S	GW31-01-0005	GELC
R-31	1662	830.9	12/14/2000	WG	UF	CS		Met	6010	Strontium	<	65			0.59	µg/L	U	U	8131R	GW31-00-0001	PARA
R-31	1662	830.9	12/6/2006	WG	F	CS		Met	6020	Thallium	<	0.4			0.4	µg/L	U		177384	GF06110G31R401	GELC
R-31	1662	830.9	12/6/2006	WG	F	CS	FD	Met	6020	Thallium	<	0.4			0.4	µg/L	U		177384	GF06110G31R420	GELC
R-31	1662	830.9	8/23/2005	WG	F	CS		Met	6020	Thallium		0.57			0.4	µg/L	J		144034	GF0508G31R401	GELC
R-31	1662	830.9	9/27/2001	WG	F	CS		Met	6020	Thallium	<	0.02				µg/L	U	UJ	9S	GW31-01-0006-1	GELC
R-31	1662	830.9	9/27/2001	WG	F	CS		Met	6020	Thallium	<	0.02				µg/L	U	UJ	6S	GW31-01-0006	GELC
R-31	1662	830.9	12/14/2000	WG	F	CS		Met	6020	Thallium	<	0.41				µg/L	B	J	8133R	GW31-00-0002	GELC
R-31	1662	830.9	12/14/2000	WG	F	CS		Met	6010	Thallium	<	2				µg/L	U	UJ	8131R	GW31-00-0002	PARA

Ancho Canyon Watershed Last Four Analytical Results  
for Sampling November 27 - December 8, 2006

Periodic Monitoring Report for Ancho Watershed

Location	Port	Depth (ft)	Date	Fld Matrix	Fld Prep	Lab Sample Type	Fld QC	Suite	Method	Analyte	Symbol	Result	1-sigma TPU	MDA	MDL	Units	Lab Qual	2nd Qual	Request	Sample	Lab
R-31	1662	830.9	12/6/2006	WG	UF	CS		Met	6020	Thallium	<	0.4			0.4	µg/L	U		177384	GU06110G31R401	GELC
R-31	1662	830.9	12/6/2006	WG	UF	CS	FD	Met	6020	Thallium	<	0.4			0.4	µg/L	U		177384	GU06110G31R420	GELC
R-31	1662	830.9	8/23/2005	WG	UF	CS		Met	6020	Thallium	<	0.4			0.4	µg/L	U		144034	GU0508G31R401	GELC
R-31	1662	830.9	9/27/2001	WG	UF	CS		Met	6020	Thallium	<	0.02				µg/L	U	UJ	9S	GW31-01-0005-1	GELC
R-31	1662	830.9	9/27/2001	WG	UF	CS		Met	6020	Thallium	<	0.02				µg/L	U	UJ	6S	GW31-01-0005	GELC
R-31	1662	830.9	12/14/2000	WG	UF	CS		Met	6010	Thallium	<	2				µg/L	U	UJ	8131R	GW31-00-0001	PARA
R-31	1662	830.9	12/14/2000	WG	UF	CS		Met	6020	Thallium	<	0.39				µg/L	B	J	8133R	GW31-00-0001	GELC
R-31	1662	830.9	12/6/2006	WG	F	CS		Met	6020	Uranium	<	0.22			0.05	µg/L		U	177384	GF06110G31R401	GELC
R-31	1662	830.9	12/6/2006	WG	F	CS	FD	Met	6020	Uranium	<	0.24			0.05	µg/L		U	177384	GF06110G31R420	GELC
R-31	1662	830.9	8/23/2005	WG	F	CS		Met	6020	Uranium		0.25			0.05	µg/L			144034	GF0508G31R401	GELC
R-31	1662	830.9	9/27/2001	WG	F	CS		Met	6020	Uranium	<	0.003				µg/L	UE	UJ	9S	GW31-01-0006	GELC
R-31	1662	830.9	12/14/2000	WG	F	CS		Met	6020	Uranium		0.21				µg/L		NQ	8133R	GW31-00-0002	GELC
R-31	1662	830.9	12/6/2006	WG	UF	CS		Met	6020	Uranium	<	0.22			0.05	µg/L		U	177384	GU06110G31R401	GELC
R-31	1662	830.9	12/6/2006	WG	UF	CS	FD	Met	6020	Uranium	<	0.22			0.05	µg/L		U	177384	GU06110G31R420	GELC
R-31	1662	830.9	8/23/2005	WG	UF	CS		Met	6020	Uranium		0.26			0.05	µg/L			144034	GU0508G31R401	GELC
R-31	1662	830.9	9/27/2001	WG	UF	CS		Met	6020	Uranium	<	0.003				µg/L	UE	UJ	9S	GW31-01-0005	GELC
R-31	1662	830.9	12/14/2000	WG	UF	CS		Met	6020	Uranium		0.21				µg/L		NQ	8133R	GW31-00-0001	GELC
R-31	1662	830.9	12/6/2006	WG	F	CS		Met	6010	Vanadium		6.7			1	µg/L			177384	GF06110G31R401	GELC
R-31	1662	830.9	12/6/2006	WG	F	CS	FD	Met	6010	Vanadium		7.1			1	µg/L			177384	GF06110G31R420	GELC
R-31	1662	830.9	8/23/2005	WG	F	CS		Met	6010	Vanadium		6			1	µg/L			144034	GF0508G31R401	GELC
R-31	1662	830.9	9/27/2001	WG	F	CS		Met	6010	Vanadium	<	0.48				µg/L	U	UJ	6S	GW31-01-0006	GELC
R-31	1662	830.9	12/14/2000	WG	F	CS		Met	6010	Vanadium	<	0.89				µg/L	B	J	8131R	GW31-00-0002	PARA
R-31	1662	830.9	12/6/2006	WG	UF	CS		Met	6010	Vanadium		5.8			1	µg/L			177384	GU06110G31R401	GELC
R-31	1662	830.9	12/6/2006	WG	UF	CS	FD	Met	6010	Vanadium		6.5			1	µg/L			177384	GU06110G31R420	GELC
R-31	1662	830.9	8/23/2005	WG	UF	CS		Met	6010	Vanadium		5.8			1	µg/L			144034	GU0508G31R401	GELC
R-31	1662	830.9	9/27/2001	WG	UF	CS		Met	6010	Vanadium	<	0.48				µg/L	U	UJ	6S	GW31-01-0005	GELC
R-31	1662	830.9	12/14/2000	WG	UF	CS		Met	6010	Vanadium	<	1.3				µg/L	B	J	8131R	GW31-00-0001	PARA
R-31	1662	830.9	12/6/2006	WG	F	CS		Met	6010	Zinc	<	9.7			2	µg/L	J	U	177384	GF06110G31R401	GELC
R-31	1662	830.9	12/6/2006	WG	F	CS	FD	Met	6010	Zinc	<	5.5			2	µg/L	J	U	177384	GF06110G31R420	GELC
R-31	1662	830.9	8/23/2005	WG	F	CS		Met	6010	Zinc	<	7.2			2	µg/L	J	U	144034	GF0508G31R401	GELC
R-31	1662	830.9	9/27/2001	WG	F	CS		Met	6010	Zinc		241				µg/L			6S	GW31-01-0006	GELC
R-31	1662	830.9	12/14/2000	WG	F	CS		Met	6010	Zinc	<	3.7				µg/L	B	J	8131R	GW31-00-0002	PARA
R-31	1662	830.9	12/6/2006	WG	UF	CS		Met	6010	Zinc	<	5.4			2	µg/L	J	U	177384	GU06110G31R401	GELC
R-31	1662	830.9	12/6/2006	WG	UF	CS	FD	Met	6010	Zinc	<	3.8			2	µg/L	J	U	177384	GU06110G31R420	GELC
R-31	1662	830.9	8/23/2005	WG	UF	CS		Met	6010	Zinc	<	5.3			2	µg/L	J	U	144034	GU0508G31R401	GELC
R-31	1662	830.9	9/27/2001	WG	UF	CS		Met	6010	Zinc		1220				µg/L			6S	GW31-01-0005	GELC
R-31	1662	830.9	12/14/2000	WG	UF	CS		Met	6010	Zinc	<	9.3				µg/L	B	J	8131R	GW31-00-0001	PARA
R-31	1662	830.9	12/6/2006	WG	F	CS		Rad	H300	Americium-241		0.00213	0.00337	0.0212		pCi/L	U	U	177384	GF06110G31R401	GELC
R-31	1662	830.9	12/6/2006	WG	F	CS	FD	Rad	H300	Americium-241		-0.00119	0.00484	0.023		pCi/L	U	U	177384	GF06110G31R420	GELC
R-31	1662	830.9	8/23/2005	WG	F	CS		Rad	H300	Americium-241		0.00469	0.0101	0.036		pCi/L	U	U	144034	GF0508G31R401	GELC
R-31	1662	830.9	9/27/2001	WG	F	CS		Rad	H300	Americium-241	<	0.00629	0.0036	0.00987		pCi/L	U	U	10S	GW31-01-0006	STSL
R-31	1662	830.9	12/14/2000	WG	F	CS		Rad	H300	Americium-241	<	0.0036	0.00485	0.0097		pCi/L	U	U	8138R	GW31-00-0002	PARA
R-31	1662	830.9	12/6/2006	WG	UF	CS		Rad	H300	Americium-241		-0.0226	0.0117	0.0281		pCi/L	U	U	177384	GU06110G31R401	GELC
R-31	1662	830.9	12/6/2006	WG	UF	CS	FD	Rad	H300	Americium-241		-0.00293	0.00735	0.0249		pCi/L	U	U	177384	GU06110G31R420	GELC
R-31	1662	830.9	8/23/2005	WG	UF	CS		Rad	H300	Americium-241		-0.000912	0.00587	0.03		pCi/L	U	U	144034	GU0508G31R401	GELC
R-31	1662	830.9	12/14/2000	WG	UF	CS		Rad	H300	Americium-241		0.01	0.007	0.0088		pCi/L	LT	U	8138R	GW31-00-0001	PARA
R-31	1662	830.9	12/6/2006	WG	F	CS		Rad	901.1	Cesium-137		1.82	1.03	4.22		pCi/L	U	U	177384	GF06110G31R401	GELC
R-31	1662	830.9	12/6/2006	WG	F	CS	FD	Rad	901.1	Cesium-137		0.551	0.768	3.03		pCi/L	U	U	177384	GF06110G31R420	GELC
R-31	1662	830.9	8/23/2005	WG	F	CS		Rad	901.1	Cesium-137		-0.102	0.956	3.48		pCi/L	U	U	144034	GF0508G31R401	GELC
R-31	1662	830.9	9/27/2001	WG	F	CS		Rad	GS	Cesium-137	<	-0.63	1.55	5.48		pCi/L	U	U	10S	GW31-01-0006	STSL
R-31	1662	830.9	12/14/2000	WG	F	CS		Rad	GS	Cesium-137	<	-0.1	1.55	2.6		pCi/L	U	U	8138R	GW31-00-0002	PARA



Ancho Canyon Watershed Last Four Analytical Results  
for Sampling November 27 - December 8, 2006

Periodic Monitoring Report for Ancho Watershed

Location	Port	Depth (ft)	Date	Fld Matrix	Fld Prep	Lab Sample Type	Fld QC	Suite	Method	Analyte	Symbol	Result	1-sigma TPU	MDA	MDL	Units	Lab Qual	2nd Qual	Request	Sample	Lab
R-31	1662	830.9	12/6/2006	WG	UF	CS		Rad	901.1	Cesium-137		1.8	1.33	4.57		pCi/L	U	U	177384	GU06110G31R401	GELC
R-31	1662	830.9	12/6/2006	WG	UF	CS	FD	Rad	901.1	Cesium-137		-0.118	1.11	3.57		pCi/L	U	U	177384	GU06110G31R420	GELC
R-31	1662	830.9	8/23/2005	WG	UF	CS		Rad	901.1	Cesium-137		0.738	0.951	3.47		pCi/L	U	U	144034	GU0508G31R401	GELC
R-31	1662	830.9	12/14/2000	WG	UF	CS		Rad	GS	Cesium-137	<	0	0.75	1.2		pCi/L	U	U	8138R	GW31-00-0001	PARA
R-31	1662	830.9	12/6/2006	WG	F	CS		Rad	901.1	Cobalt-60		-1.2	1.22	3.58		pCi/L	U	U	177384	GF06110G31R401	GELC
R-31	1662	830.9	12/6/2006	WG	F	CS	FD	Rad	901.1	Cobalt-60		1.31	1.02	4.25		pCi/L	U	U	177384	GF06110G31R420	GELC
R-31	1662	830.9	8/23/2005	WG	F	CS		Rad	901.1	Cobalt-60		0.88	0.979	3.93		pCi/L	U	U	144034	GF0508G31R401	GELC
R-31	1662	830.9	9/27/2001	WG	F	CS		Rad	GS	Cobalt-60	<	0.42	1.9	7.09		pCi/L	U	U	10S	GW31-01-0006	STSL
R-31	1662	830.9	12/14/2000	WG	F	CS		Rad	GS	Cobalt-60	<	0.1	1.7	2.9		pCi/L	U	U	8138R	GW31-00-0002	PARA
R-31	1662	830.9	12/6/2006	WG	UF	CS		Rad	901.1	Cobalt-60		1.68	1.17	4.15		pCi/L	U	U	177384	GU06110G31R401	GELC
R-31	1662	830.9	12/6/2006	WG	UF	CS	FD	Rad	901.1	Cobalt-60		1.37	1.14	4.1		pCi/L	U	U	177384	GU06110G31R420	GELC
R-31	1662	830.9	8/23/2005	WG	UF	CS		Rad	901.1	Cobalt-60		1.51	0.687	3.35		pCi/L	U	U	144034	GU0508G31R401	GELC
R-31	1662	830.9	12/14/2000	WG	UF	CS		Rad	GS	Cobalt-60	<	0.1	0.7	1.2		pCi/L	U	U	8138R	GW31-00-0001	PARA
R-31	1662	830.9	12/6/2006	WG	F	CS		Rad	900	Gross alpha		-0.144	0.348	1.45		pCi/L	U	U	177384	GF06110G31R401	GELC
R-31	1662	830.9	12/6/2006	WG	F	CS	FD	Rad	900	Gross alpha		0.266	0.325	1.17		pCi/L	U	U	177384	GF06110G31R420	GELC
R-31	1662	830.9	8/23/2005	WG	F	CS		Rad	900	Gross alpha		0.873	0.316	1.03		pCi/L	U	U	144034	GF0508G31R401	GELC
R-31	1662	830.9	12/6/2006	WG	UF	CS		Rad	900	Gross alpha		0.404	0.31	1.02		pCi/L	U	U	177384	GU06110G31R401	GELC
R-31	1662	830.9	12/6/2006	WG	UF	CS	FD	Rad	900	Gross alpha		0.469	0.381	1.31		pCi/L	U	U	177384	GU06110G31R420	GELC
R-31	1662	830.9	8/23/2005	WG	UF	CS		Rad	900	Gross alpha		0.169	0.434	2.3		pCi/L	U	U	144034	GU0508G31R401	GELC
R-31	1662	830.9	9/27/2001	WG	UF	CS		Rad	900	Gross alpha	<	0.05	0.11	0.47		pCi/L	U	U	10S	GW31-01-0005	STSL
R-31	1662	830.9	12/6/2006	WG	F	CS		Rad	900	Gross beta		0.916	0.668	2.25		pCi/L	U	U	177384	GF06110G31R401	GELC
R-31	1662	830.9	12/6/2006	WG	F	CS	FD	Rad	900	Gross beta		0.188	0.649	2.32		pCi/L	U	U	177384	GF06110G31R420	GELC
R-31	1662	830.9	8/23/2005	WG	F	CS		Rad	900	Gross beta		6.44	0.495	1.45		pCi/L			144034	GF0508G31R401	GELC
R-31	1662	830.9	12/6/2006	WG	UF	CS		Rad	900	Gross beta		1.65	0.64	2.01		pCi/L	U	U	177384	GU06110G31R401	GELC
R-31	1662	830.9	12/6/2006	WG	UF	CS	FD	Rad	900	Gross beta		2.71	0.748	2.21		pCi/L		J	177384	GU06110G31R420	GELC
R-31	1662	830.9	8/23/2005	WG	UF	CS		Rad	900	Gross beta		5	1.3	4.89		pCi/L		J	144034	GU0508G31R401	GELC
R-31	1662	830.9	9/27/2001	WG	UF	CS		Rad	900	Gross beta		1.09	0.18	0.58		pCi/L	J	NQ	10S	GW31-01-0005	STSL
R-31	1662	830.9	12/6/2006	WG	F	CS		Rad	901.1	Gross gamma		86.3	82.3	298		pCi/L	U	U	177384	GF06110G31R401	GELC
R-31	1662	830.9	12/6/2006	WG	F	CS	FD	Rad	901.1	Gross gamma		91.7	56.1	194		pCi/L	U	U	177384	GF06110G31R420	GELC
R-31	1662	830.9	8/23/2005	WG	F	CS		Rad	901.1	Gross gamma		68.4		227		pCi/L	U	J-, U	144034	GF0508G31R401	GELC
R-31	1662	830.9	12/6/2006	WG	UF	CS		Rad	901.1	Gross gamma		88	65.9	305		pCi/L	U	U	177384	GU06110G31R401	GELC
R-31	1662	830.9	12/6/2006	WG	UF	CS	FD	Rad	901.1	Gross gamma		61.6	47.5	217		pCi/L	U	U	177384	GU06110G31R420	GELC
R-31	1662	830.9	8/23/2005	WG	UF	CS		Rad	901.1	Gross gamma		90.7	107	289		pCi/L	U	J-, U	144034	GU0508G31R401	GELC
R-31	1662	830.9	9/27/2001	WG	UF	CS		Rad	901.1	Gross gamma	<	-22.7	37	4.48		pCi/L	U	U	10S	GW31-01-0005	STSL
R-31	1662	830.9	12/6/2006	WG	F	CS		Rad	901.1	Neptunium-237		-0.328	10.3	34.6		pCi/L	U	U	177384	GF06110G31R401	GELC
R-31	1662	830.9	12/6/2006	WG	F	CS	FD	Rad	901.1	Neptunium-237		6.13	6.67	22.6		pCi/L	U	U	177384	GF06110G31R420	GELC
R-31	1662	830.9	8/23/2005	WG	F	CS		Rad	901.1	Neptunium-237		6.56	6.45	23.3		pCi/L	U	U	144034	GF0508G31R401	GELC
R-31	1662	830.9	12/14/2000	WG	F	CS		Rad	GS	Neptunium-237	<	-4	7	12		pCi/L	U	U	8138R	GW31-00-0002	PARA
R-31	1662	830.9	12/6/2006	WG	UF	CS		Rad	901.1	Neptunium-237		-3.44	8.45	27.1		pCi/L	U	U	177384	GU06110G31R401	GELC
R-31	1662	830.9	12/6/2006	WG	UF	CS	FD	Rad	901.1	Neptunium-237		8.33	7.69	25.8		pCi/L	U	U	177384	GU06110G31R420	GELC
R-31	1662	830.9	8/23/2005	WG	UF	CS		Rad	901.1	Neptunium-237		1.87	7.17	24.6		pCi/L	U	U	144034	GU0508G31R401	GELC
R-31	1662	830.9	12/14/2000	WG	UF	CS		Rad	GS	Neptunium-237	<	-1	6.5	11		pCi/L	U	U	8138R	GW31-00-0001	PARA
R-31	1662	830.9	12/6/2006	WG	F	CS		Rad	H300	Plutonium-238		0.00569	0.00425	0.0208		pCi/L	U	U	177384	GF06110G31R401	GELC
R-31	1662	830.9	12/6/2006	WG	F	CS	FD	Rad	H300	Plutonium-238		0	0.00384	0.0211		pCi/L	U	U	177384	GF06110G31R420	GELC
R-31	1662	830.9	8/23/2005	WG	F	CS		Rad	H300	Plutonium-238		-0.0145	0.0108	0.05		pCi/L	U	U	144034	GF0508G31R401	GELC
R-31	1662	830.9	9/27/2001	WG	F	CS		Rad	H300	Plutonium-238	<	0.00184	0.00185	0.00498		pCi/L	U	U	10S	GW31-01-0006	STSL
R-31	1662	830.9	12/14/2000	WG	F	CS		Rad	H300	Plutonium-238	<	0.03	0.01	0.06		pCi/L	U	U	8138R	GW31-00-0002	PARA
R-31	1662	830.9	12/6/2006	WG	UF	CS		Rad	H300	Plutonium-238		0	0.00448	0.0246		pCi/L	U	U	177384	GU06110G31R401	GELC
R-31	1662	830.9	12/6/2006	WG	UF	CS	FD	Rad	H300	Plutonium-238		-0.0061	0.00538	0.0223		pCi/L	U	U	177384	GU06110G31R420	GELC
R-31	1662	830.9	8/23/2005	WG	UF	CS		Rad	H300	Plutonium-238		-0.024	0.0165	0.045		pCi/L	U	U	144034	GU0508G31R401	GELC
R-31	1662	830.9	12/14/2000	WG	UF	CS		Rad	H300	Plutonium-238	<	0.005	0.01	0.07		pCi/L	U	U	8138R	GW31-00-0001	PARA

Ancho Canyon Watershed Last Four Analytical Results  
for Sampling November 27 - December 8, 2006

Periodic Monitoring Report for Ancho Watershed

Location	Port	Depth (ft)	Date	Fld Matrix	Fld Prep	Lab Sample Type	Fld QC	Suite	Method	Analyte	Symbol	Result	1-sigma TPU	MDA	MDL	Units	Lab Qual	2nd Qual	Request	Sample	Lab
R-31	1662	830.9	12/6/2006	WG	F	CS		Rad	H300	Plutonium-239/Plutonium-240		0.00379	0.00268	0.0138		pCi/L	U	U	177384	GF06110G31R401	GELC
R-31	1662	830.9	12/6/2006	WG	F	CS	FD	Rad	H300	Plutonium-239/Plutonium-240		0.00384	0.00471	0.014		pCi/L	U	U	177384	GF06110G31R420	GELC
R-31	1662	830.9	8/23/2005	WG	F	CS		Rad	H300	Plutonium-239/Plutonium-240		-0.00242	0.00802	0.042		pCi/L	U	U	144034	GF0508G31R401	GELC
R-31	1662	830.9	9/27/2001	WG	F	CS		Rad	H300	Plutonium-239/Plutonium-240	<	0	0.00225	0.00497		pCi/L	U	U	10S	GW31-01-0006	STSL
R-31	1662	830.9	12/14/2000	WG	F	CS		Rad	H300	Plutonium-239/Plutonium-240	<	0.01	0.01	0.05		pCi/L	U	U	8138R	GW31-00-0002	PARA
R-31	1662	830.9	12/6/2006	WG	UF	CS		Rad	H300	Plutonium-239/Plutonium-240		-0.00672	0.00925	0.0164		pCi/L	U	U	177384	GU06110G31R401	GELC
R-31	1662	830.9	12/6/2006	WG	UF	CS	FD	Rad	H300	Plutonium-239/Plutonium-240		0.00406	0.00498	0.0148		pCi/L	U	U	177384	GU06110G31R420	GELC
R-31	1662	830.9	8/23/2005	WG	UF	CS		Rad	H300	Plutonium-239/Plutonium-240		0.00655	0.0109	0.038		pCi/L	U	U	144034	GU0508G31R401	GELC
R-31	1662	830.9	12/14/2000	WG	UF	CS		Rad	H300	Plutonium-239/Plutonium-240	<	0.02	0.01	0.05		pCi/L	U	U	8138R	GW31-00-0001	PARA
R-31	1662	830.9	12/6/2006	WG	F	CS		Rad	901.1	Potassium-40		50.2	13.1	60.7		pCi/L	U	U	177384	GF06110G31R401	GELC
R-31	1662	830.9	12/6/2006	WG	F	CS	FD	Rad	901.1	Potassium-40		47.4	11.8	54.3		pCi/L	U	U	177384	GF06110G31R420	GELC
R-31	1662	830.9	8/23/2005	WG	F	CS		Rad	901.1	Potassium-40		37.1	12.9	54.2		pCi/L	U	U	144034	GF0508G31R401	GELC
R-31	1662	830.9	9/27/2001	WG	F	CS		Rad	GS	Potassium-40	<	-83.4	35	138		pCi/L	U	U	10S	GW31-01-0006	STSL
R-31	1662	830.9	12/14/2000	WG	F	CS		Rad	GS	Potassium-40	<	20	50	53		pCi/L	U	U	8138R	GW31-00-0002	PARA
R-31	1662	830.9	12/6/2006	WG	UF	CS		Rad	901.1	Potassium-40		7.17	13.3	44.6		pCi/L	U	U	177384	GU06110G31R401	GELC
R-31	1662	830.9	12/6/2006	WG	UF	CS	FD	Rad	901.1	Potassium-40		8.56	14.8	50.7		pCi/L	U	U	177384	GU06110G31R420	GELC
R-31	1662	830.9	8/23/2005	WG	UF	CS		Rad	901.1	Potassium-40		29.8	19.7	32.4		pCi/L	U	U	144034	GU0508G31R401	GELC
R-31	1662	830.9	12/14/2000	WG	UF	CS		Rad	GS	Potassium-40	<	36	19	23		pCi/L	U	U	8138R	GW31-00-0001	PARA
R-31	1662	830.9	12/6/2006	WG	F	CS		Rad	901.1	Sodium-22		0.311	1.15	4.5		pCi/L	U	U	177384	GF06110G31R401	GELC
R-31	1662	830.9	12/6/2006	WG	F	CS	FD	Rad	901.1	Sodium-22		1.13	0.912	3.85		pCi/L	U	U	177384	GF06110G31R420	GELC
R-31	1662	830.9	8/23/2005	WG	F	CS		Rad	901.1	Sodium-22		0.519	0.998	3.89		pCi/L	U	U	144034	GF0508G31R401	GELC
R-31	1662	830.9	12/14/2000	WG	F	CS		Rad	GS	Sodium-22	<	1.6	1.65	2.6		pCi/L	U	U	8138R	GW31-00-0002	PARA
R-31	1662	830.9	12/6/2006	WG	UF	CS		Rad	901.1	Sodium-22		0.236	1.12	4.2		pCi/L	U	U	177384	GU06110G31R401	GELC
R-31	1662	830.9	12/6/2006	WG	UF	CS	FD	Rad	901.1	Sodium-22		-3.11	1.47	3.71		pCi/L	U	U	177384	GU06110G31R420	GELC
R-31	1662	830.9	8/23/2005	WG	UF	CS		Rad	901.1	Sodium-22		0.577	0.813	3.22		pCi/L	U	U	144034	GU0508G31R401	GELC
R-31	1662	830.9	12/14/2000	WG	UF	CS		Rad	GS	Sodium-22	<	0.6	0.7	1.2		pCi/L	U	U	8138R	GW31-00-0001	PARA
R-31	1662	830.9	12/6/2006	WG	F	CS		Rad	905.0	Strontium-90		-0.335	0.0937	0.418		pCi/L	U	U	177384	GF06110G31R401	GELC
R-31	1662	830.9	12/6/2006	WG	F	CS	FD	Rad	905.0	Strontium-90		-0.0126	0.0963	0.353		pCi/L	U	U	177384	GF06110G31R420	GELC
R-31	1662	830.9	8/23/2005	WG	F	CS		Rad	905.0	Strontium-90		-0.025	0.0527	0.243		pCi/L	U	U	144034	GF0508G31R401	GELC
R-31	1662	830.9	9/27/2001	WG	F	CS		Rad	905.0	Strontium-90	<	0.13	0.1	0.38		pCi/L	U	U	10S	GW31-01-0006	STSL
R-31	1662	830.9	12/14/2000	WG	F	CS		Rad	905.0	Strontium-90		-0.2	0.55	2		pCi/L		U	8138R	GW31-00-0002	PARA
R-31	1662	830.9	12/6/2006	WG	UF	CS		Rad	905.0	Strontium-90		-0.0461	0.117	0.438		pCi/L	U	U	177384	GU06110G31R401	GELC
R-31	1662	830.9	12/6/2006	WG	UF	CS	FD	Rad	905.0	Strontium-90		0.342	0.138	0.44		pCi/L	U	U	177384	GU06110G31R420	GELC
R-31	1662	830.9	8/23/2005	WG	UF	CS		Rad	905.0	Strontium-90		0.133	0.0674	0.274		pCi/L	U	U	144034	GU0508G31R401	GELC
R-31	1662	830.9	12/14/2000	WG	UF	CS		Rad	905.0	Strontium-90		0.4	0.65	2.3		pCi/L		U	8138R	GW31-00-0001	PARA
R-31	1662	830.9	12/6/2006	WG	UF	CS		Rad	LLEE	Tritium		-0.06386	0.28737	0.28737		pCi/L		U	2298	UU06110G31R401	UMTL
R-31	1662	830.9	12/6/2006	WG	UF	RE		Rad	LLEE	Tritium		-0.09579	0.28737	0.28737		pCi/L		U	2298	UU06110G31R401	UMTL
R-31	1662	830.9	12/6/2006	WG	UF	CS	FD	Rad	LLEE	Tritium		0.09579	0.28737	0.28737		pCi/L		U	2298	UU06110G31R420	UMTL
R-31	1662	830.9	8/23/2005	WG	UF	CS		Rad	906.0	Tritium		39.5	61.4	207		pCi/L	U	U	144034	GU0508G31R401	GELC
R-31	1662	830.9	9/27/2001	WG	UF	CS		Rad	LLH3	Tritium		7.16	0.41	0	0	pCi/L		NQ	34S	GW31-01-0005	UMTL
R-31	1662	830.9	12/14/2000	WG	UF	CS		Rad	906.0	Tritium		0	0.35	0	0	pCi/L		NQ	8137R	GW31-00-0001	UMTL
R-31	1662	830.9	12/6/2006	WG	F	CS		Rad	H300	Uranium-234		0.157	0.0245	0.0607		pCi/L		J	177384	GF06110G31R401	GELC
R-31	1662	830.9	12/6/2006	WG	F	CS	FD	Rad	H300	Uranium-234		0.158	0.0204	0.043		pCi/L			177384	GF06110G31R420	GELC
R-31	1662	830.9	8/23/2005	WG	F	CS		Rad	H300	Uranium-234		0.145	0.0214	0.069		pCi/L		J	144034	GF0508G31R401	GELC
R-31	1662	830.9	9/27/2001	WG	F	CS		Rad	H300	Uranium-234		0.01	0.005	0.0091		pCi/L	J	U	10S	GW31-01-0006	STSL
R-31	1662	830.9	12/14/2000	WG	F	CS		Rad	H300	Uranium-234		0.16	0.02	0.05		pCi/L		NQ	8138R	GW31-00-0002	PARA
R-31	1662	830.9	12/6/2006	WG	UF	CS		Rad	H300	Uranium-234		0.156	0.0214	0.0446		pCi/L			177384	GU06110G31R401	GELC
R-31	1662	830.9	12/6/2006	WG	UF	CS	FD	Rad	H300	Uranium-234		0.165	0.0235	0.0493		pCi/L			177384	GU06110G31R420	GELC
R-31	1662	830.9	8/23/2005	WG	UF	CS		Rad	H300	Uranium-234		0.148	0.022	0.076		pCi/L		J	144034	GU0508G31R401	GELC
R-31	1662	830.9	12/14/2000	WG	UF	CS		Rad	H300	Uranium-234		0.15	0.02	0.05		pCi/L		NQ	8138R	GW31-00-0001	PARA
R-31	1662	830.9	12/6/2006	WG	F	CS		Rad	H300	Uranium-235/Uranium-236		0.0106	0.00793	0.0619		pCi/L	U	U	177384	GF06110G31R401	GELC



Ancho Canyon Watershed Last Four Analytical Results  
for Sampling November 27 - December 8, 2006

Periodic Monitoring Report for Ancho Watershed

Location	Port	Depth (ft)	Date	Fld Matrix	Fld Prep	Lab Sample Type	Fld QC	Suite	Method	Analyte	Symbol	Result	1-sigma TPU	MDA	MDL	Units	Lab Qual	2nd Qual	Request	Sample	Lab
R-31	1662	830.9	12/6/2006	WG	F	CS	FD	Rad	H300	Uranium-235/Uranium-236		0.0125	0.00564	0.0439		pCi/L	U	U	177384	GF06110G31R420	GELC
R-31	1662	830.9	8/23/2005	WG	F	CS		Rad	H300	Uranium-235/Uranium-236		1.67E-10	0.00396	0.052		pCi/L	U	U	144034	GF0508G31R401	GELC
R-31	1662	830.9	9/27/2001	WG	F	CS		Rad	H300	Uranium-235/Uranium-236	<	0.00324	0.0023	0.004389		pCi/L	U	U	10S	GW31-01-0006	STSL
R-31	1662	830.9	12/14/2000	WG	F	CS		Rad	H300	Uranium-235/Uranium-236	<	0.002	0.01	0.05		pCi/L	U	U	8138R	GW31-00-0002	PARA
R-31	1662	830.9	12/6/2006	WG	UF	CS		Rad	H300	Uranium-235/Uranium-236		0.013	0.00782	0.0455		pCi/L	U	U	177384	GU06110G31R401	GELC
R-31	1662	830.9	12/6/2006	WG	UF	CS	FD	Rad	H300	Uranium-235/Uranium-236		0.0172	0.00817	0.0503		pCi/L	U	U	177384	GU06110G31R420	GELC
R-31	1662	830.9	8/23/2005	WG	UF	CS		Rad	H300	Uranium-235/Uranium-236		0.0124	0.00623	0.058		pCi/L	U	U	144034	GU0508G31R401	GELC
R-31	1662	830.9	12/14/2000	WG	UF	CS		Rad	H300	Uranium-235/Uranium-236	<	0.01	0.01	0.03		pCi/L	U	U	8138R	GW31-00-0001	PARA
R-31	1662	830.9	12/6/2006	WG	F	CS		Rad	H300	Uranium-238		0.0801	0.019	0.043		pCi/L		J	177384	GF06110G31R401	GELC
R-31	1662	830.9	12/6/2006	WG	F	CS	FD	Rad	H300	Uranium-238		0.0913	0.0146	0.0305		pCi/L		J	177384	GF06110G31R420	GELC
R-31	1662	830.9	8/23/2005	WG	F	CS		Rad	H300	Uranium-238		0.0882	0.0161	0.049		pCi/L		J	144034	GF0508G31R401	GELC
R-31	1662	830.9	9/27/2001	WG	F	CS		Rad	H300	Uranium-238	<	0.00162	0.00165	0.004389		pCi/L	U	U	10S	GW31-01-0006	STSL
R-31	1662	830.9	12/14/2000	WG	F	CS		Rad	H300	Uranium-238		0.1	0.02	0.04		pCi/L		NQ	8138R	GW31-00-0002	PARA
R-31	1662	830.9	12/6/2006	WG	UF	CS		Rad	H300	Uranium-238		0.0694	0.0133	0.0316		pCi/L		J	177384	GU06110G31R401	GELC
R-31	1662	830.9	12/6/2006	WG	UF	CS	FD	Rad	H300	Uranium-238		0.0673	0.0153	0.0349		pCi/L		J	177384	GU06110G31R420	GELC
R-31	1662	830.9	8/23/2005	WG	UF	CS		Rad	H300	Uranium-238		0.103	0.0175	0.054		pCi/L		J	144034	GU0508G31R401	GELC
R-31	1662	830.9	12/14/2000	WG	UF	CS		Rad	H300	Uranium-238		0.1	0.02	0.02		pCi/L		NQ	8138R	GW31-00-0001	PARA
R-31	1662	830.9	12/6/2006	WG	UF	CS		SV	8270	Bis(2-ethylhexyl)phthalate	<	11.1			2.22	µg/L	U		177384	GU06110G31R401	GELC
R-31	1662	830.9	12/6/2006	WG	UF	CS	FD	SV	8270	Bis(2-ethylhexyl)phthalate	<	10.6			2.13	µg/L	U		177384	GU06110G31R420	GELC
R-31	1662	830.9	8/23/2005	WG	UF	CS		SV	8270	Bis(2-ethylhexyl)phthalate	<	10.1				µg/L	U		144034	GU0508G31R401	GELC
R-31	1662	830.9	9/27/2001	WG	UF	CS		SV	8270	Bis(2-ethylhexyl)phthalate	<	3.2			0.03	µg/L	BJ	U	4S	GW31-01-0005	GELC
R-31	1662	830.9	12/6/2006	WG	UF	CS		SV	8270	Trichlorobenzene[1,2,4-]		2.29			2.22	µg/L	J		177384	GU06110G31R401	GELC
R-31	1662	830.9	12/6/2006	WG	UF	CS	FD	SV	8270	Trichlorobenzene[1,2,4-]	<	10.6			2.13	µg/L	U		177384	GU06110G31R420	GELC
R-31	1662	830.9	8/23/2005	WG	UF	CS		SV	8270	Trichlorobenzene[1,2,4-]	<	10.1				µg/L	U		144034	GU0508G31R401	GELC
R-31	1662	830.9	9/27/2001	WG	UF	CS		SV	8270	Trichlorobenzene[1,2,4-]	<	11.8			1.51	µg/L	U	U	4S	GW31-01-0005	GELC
R-31	1662	830.9	12/6/2006	WG	UF	CS		Voa	8260	Acetone	<	5			1.25	µg/L	U	R	177384	GU06110G31R401	GELC
R-31	1662	830.9	12/6/2006	WG	UF	CS	FD	Voa	8260	Acetone	<	5			1.25	µg/L	U	R	177384	GU06110G31R420	GELC
R-31	1662	830.9	12/6/2006	WG	UF	CS	FTB	Voa	8260	Acetone	<	5			1.25	µg/L	U	R	177384	GU06110G31R401-FT	GELC
R-31	1662	830.9	8/23/2005	WG	UF	CS		Voa	8260	Acetone		3.1				µg/L	J		144034	GU0508G31R401	GELC
R-31	1662	830.9	8/23/2005	WG	UF	CS	FTB	Voa	8260	Acetone		3				µg/L	J		144034	GU0508G31R401-FTB	GELC
R-31	1662	830.9	9/27/2001	WG	UF	CS		Voa	8260	Acetone		9.8			0.81	µg/L		NQ	4S	GW31-01-0005	GELC
R-31	1662	830.9	12/14/2000	WG	UF	CS		Voa	8260	Acetone	<	30				µg/L	U	U	8129R	GW31-00-0001	PARA
R-31	1662	830.9	12/6/2006	WG	UF	CS		Voa	8260	Toluene	<	1			0.25	µg/L	U		177384	GU06110G31R401	GELC
R-31	1662	830.9	12/6/2006	WG	UF	CS	FD	Voa	8260	Toluene	<	1			0.25	µg/L	U		177384	GU06110G31R420	GELC
R-31	1662	830.9	12/6/2006	WG	UF	CS	FTB	Voa	8260	Toluene	<	1			0.25	µg/L	U		177384	GU06110G31R401-FT	GELC
R-31	1662	830.9	8/23/2005	WG	UF	CS		Voa	8260	Toluene	<	1				µg/L	U		144034	GU0508G31R401	GELC
R-31	1662	830.9	8/23/2005	WG	UF	CS	FTB	Voa	8260	Toluene	<	1				µg/L	U		144034	GU0508G31R401-FTB	GELC
R-31	1662	830.9	9/27/2001	WG	UF	CS		Voa	8260	Toluene		1.3			0.21	µg/L		NQ	4S	GW31-01-0005	GELC
R-31	1662	830.9	12/14/2000	WG	UF	CS		Voa	8260	Toluene	<	5				µg/L	U	U	8129R	GW31-00-0001	PARA
R-31	1662	830.9	12/6/2006	WG	UF	CS		Voa	8260	Trichlorobenzene[1,2,4-]	<	1			0.3	µg/L	U		177384	GU06110G31R401	GELC
R-31	1662	830.9	12/6/2006	WG	UF	CS	FD	Voa	8260	Trichlorobenzene[1,2,4-]	<	1			0.3	µg/L	U		177384	GU06110G31R420	GELC
R-31	1662	830.9	12/6/2006	WG	UF	CS	FTB	Voa	8260	Trichlorobenzene[1,2,4-]	<	0.336			0.3	µg/L	BJ	U	177384	GU06110G31R401-FT	GELC
R-31	1662	830.9	8/23/2005	WG	UF	CS		Voa	8260	Trichlorobenzene[1,2,4-]	<	1				µg/L	U		144034	GU0508G31R401	GELC
R-31	1662	830.9	8/23/2005	WG	UF	CS	FTB	Voa	8260	Trichlorobenzene[1,2,4-]	<	1				µg/L	U		144034	GU0508G31R401-FTB	GELC
R-31	1662	830.9	12/14/2000	WG	UF	CS		Voa	8260	Trichlorobenzene[1,2,4-]	<	5				µg/L	U	U	8129R	GW31-00-0001	PARA
R-31	1712	1011.3	12/6/2006	WG	F	CS		Inorg	300	Chloride		1.52			0.066	mg/L			177502	GF06110G31R501	GELC
R-31	1712	1011.3	8/24/2005	WG	F	CS		Inorg	300	Chloride		1.32			0.053	mg/L			144084	GF0508G31R501	GELC
R-31	1712	1011.3	9/28/2001	WG	F	CS		Inorg	300	Chloride		1.16				mg/L		NQ	18S	GW31-01-0008	GELC
R-31	1712	1011.3	12/15/2000	WG	F	CS		Inorg	300	Chloride		1.7				mg/L		NQ	8146R	GW31-00-0010	PARA
R-31	1712	1011.3	12/6/2006	WG	UF	CS		Inorg	300	Chloride		1.5			0.066	mg/L			177502	GU06110G31R501	GELC
R-31	1712	1011.3	12/15/2000	WG	UF	CS		Inorg	300	Chloride		4.3				mg/L		NQ	8146R	GW31-00-0009	PARA

Ancho Canyon Watershed Last Four Analytical Results  
for Sampling November 27 - December 8, 2006

Periodic Monitoring Report for Ancho Watershed

Location	Port	Depth (ft)	Date	Fld Matrix	Fld Prep	Lab Sample Type	Fld QC	Suite	Method	Analyte	Symbol	Result	1-sigma TPU	MDA	MDL	Units	Lab Qual	2nd Qual	Request	Sample	Lab			
R-31	1712	1011.3	12/6/2006	WG	UF	CS		Isotope	EES	Deuterium Ratio		-80.01	0.3			permil			17793	EU06110G31R501	EES6			
R-31	1712	1011.3	12/6/2006	WG	UF	CS		Isotope	EES	Deuterium Ratio		-80.01	0.3			permil			18458	EU06110G31R501	EES6			
R-31	1712	1011.3	9/28/2001	WG	UF	CS		Isotope	EES	Deuterium Ratio		-66				UNITLESS		NQ	37S	GW31-01-0007	GEO			
R-31	1712	1011.3	12/15/2000	WG	UF	CS		Isotope	EES	Deuterium Ratio		-78				UNITLESS		NQ	8143R	GW31-00-0003	CST			
R-31	1712	1011.3	12/6/2006	WG	F	CS		Inorg	300	Fluoride		0.182			0.033	mg/L			177502	GF06110G31R501	GELC			
R-31	1712	1011.3	8/24/2005	WG	F	CS		Inorg	300	Fluoride		0.163				0.03	mg/L		144084	GF0508G31R501	GELC			
R-31	1712	1011.3	9/28/2001	WG	F	CS		Inorg	300	Fluoride		0.11					mg/L		NQ	18S	GW31-01-0008	GELC		
R-31	1712	1011.3	12/15/2000	WG	F	CS		Inorg	300	Fluoride		0.11					mg/L		NQ	8146R	GW31-00-0010	PARA		
R-31	1712	1011.3	12/6/2006	WG	UF	CS		Inorg	300	Fluoride		0.178				0.033	mg/L			177502	GU06110G31R501	GELC		
R-31	1712	1011.3	12/15/2000	WG	UF	CS		Inorg	300	Fluoride		0.13					mg/L		NQ	8146R	GW31-00-0009	PARA		
R-31	1712	1011.3	12/6/2006	WG	UF	CS		Isotope	EES	Oxygen-18/Oxygen-16 Ratio		-11.43	0.13				permil			17847	EU06110G31R501	EES6		
R-31	1712	1011.3	9/28/2001	WG	UF	CS		Isotope	EES	Oxygen-18/Oxygen-16 Ratio		-9.7					UNITLESS		NQ	37S	GW31-01-0007	GEO		
R-31	1712	1011.3	12/15/2000	WG	UF	CS		Isotope	EES	Oxygen-18/Oxygen-16 Ratio		-11.2					UNITLESS		NQ	8143R	GW31-00-0003	CST		
R-31	1712	1011.3	12/6/2006	WG	F	CS		Inorg	300	Sulfate		1.28				0.1	mg/L			177502	GF06110G31R501	GELC		
R-31	1712	1011.3	8/24/2005	WG	F	CS		Inorg	300	Sulfate		1.23					0.057	mg/L		144084	GF0508G31R501	GELC		
R-31	1712	1011.3	9/28/2001	WG	F	CS		Inorg	300	Sulfate		0.94						mg/L		NQ	18S	GW31-01-0008	GELC	
R-31	1712	1011.3	12/15/2000	WG	F	CS		Inorg	300	Sulfate		1.2						mg/L		NQ	8146R	GW31-00-0010	PARA	
R-31	1712	1011.3	12/6/2006	WG	UF	CS		Inorg	300	Sulfate		1.26					0.1	mg/L			177502	GU06110G31R501	GELC	
R-31	1712	1011.3	12/15/2000	WG	UF	CS		Inorg	300	Sulfate		1.2						mg/L		NQ	8146R	GW31-00-0009	PARA	
R-31	1712	1011.3	12/6/2006	WG	F	CS		Inorg	310.1	Alkalinity-CO3		0.782					0.725	mg/L	J		177502	GF06110G31R501	GELC	
R-31	1712	1011.3	8/24/2005	WG	F	CS		Inorg	310.1	Alkalinity-CO3	<	1.45						1.45	mg/L	U		144084	GF0508G31R501	GELC
R-31	1712	1011.3	12/6/2006	WG	UF	CS		Inorg	310.1	Alkalinity-CO3		0.885						0.725	mg/L	J		177502	GU06110G31R501	GELC
R-31	1712	1011.3	12/6/2006	WG	F	CS		Inorg	310.1	Alkalinity-CO3+HCO3		53.4						0.725	mg/L			177502	GF06110G31R501	GELC
R-31	1712	1011.3	8/24/2005	WG	F	CS		Inorg	310.1	Alkalinity-CO3+HCO3		58.6						1.45	mg/L			144084	GF0508G31R501	GELC
R-31	1712	1011.3	9/28/2001	WG	F	CS		Inorg	310.1	Alkalinity-CO3+HCO3		20.4							mg/L		J+	18S	GW31-01-0008	GELC
R-31	1712	1011.3	12/15/2000	WG	F	CS		Inorg	310.1	Alkalinity-CO3+HCO3		79							mg/L		NQ	8146R	GW31-00-0010	PARA
R-31	1712	1011.3	12/6/2006	WG	UF	CS		Inorg	310.1	Alkalinity-CO3+HCO3		53.9						0.725	mg/L			177502	GU06110G31R501	GELC
R-31	1712	1011.3	12/15/2000	WG	UF	CS		Inorg	310.1	Alkalinity-CO3+HCO3		80							mg/L		NQ	8146R	GW31-00-0009	PARA
R-31	1712	1011.3	12/6/2006	WG	F	CS		Inorg	350.1	Ammonia as Nitrogen	<	0.01						0.01	mg/L	U		177502	GF06110G31R501	GELC
R-31	1712	1011.3	8/24/2005	WG	F	CS		Inorg	350.1	Ammonia as Nitrogen	<	0.01						0.01	mg/L	U	R, UJ	144084	GF0508G31R501	GELC
R-31	1712	1011.3	12/6/2006	WG	UF	CS		Inorg	350.1	Ammonia as Nitrogen	<	0.01						0.01	mg/L	U		177502	GU06110G31R501	GELC
R-31	1712	1011.3	12/6/2006	WG	F	CS		Inorg	6010	Calcium		8.95						0.036	mg/L			177502	GF06110G31R501	GELC
R-31	1712	1011.3	8/24/2005	WG	F	CS		Inorg	6010	Calcium		9.38						0.036	mg/L			144084	GF0508G31R501	GELC
R-31	1712	1011.3	9/28/2001	WG	F	CS		Inorg	6010	Calcium		6.88							mg/L		NQ	18S	GW31-01-0008	GELC
R-31	1712	1011.3	12/15/2000	WG	F	CS		Inorg	6010	Calcium		13							mg/L		NQ	8146R	GW31-00-0010	PARA
R-31	1712	1011.3	12/6/2006	WG	UF	CS		Inorg	6010	Calcium		8.71						0.036	mg/L			177502	GU06110G31R501	GELC
R-31	1712	1011.3	8/24/2005	WG	UF	CS		Inorg	6010	Calcium		9.67						0.036	mg/L			144084	GU0508G31R501	GELC
R-31	1712	1011.3	9/28/2001	WG	UF	CS		Inorg	6010	Calcium		6.89							mg/L		NQ	18S	GW31-01-0007	GELC
R-31	1712	1011.3	12/15/2000	WG	UF	CS		Inorg	6010	Calcium		13							mg/L		NQ	8146R	GW31-00-0009	PARA
R-31	1712	1011.3	12/6/2006	WG	F	CS		Inorg	335.3	Cyanide (Total)	<	0.0015						0.0015	mg/L	U	UJ	177502	GF06110G31R501	GELC
R-31	1712	1011.3	8/24/2005	WG	F	CS		Inorg	335.3	Cyanide (Total)	<	0.0025						0.0025	mg/L	U		144084	GF0508G31R501	GELC
R-31	1712	1011.3	12/6/2006	WG	UF	CS		Inorg	335.3	Cyanide (Total)	<	0.0015						0.0015	mg/L	U	UJ	177502	GU06110G31R501	GELC
R-31	1712	1011.3	9/28/2001	WG	UF	CS		Inorg	9012	Cyanide (Total)	<	0.00289							mg/L	U	U	18S	GW31-01-0007	GELC
R-31	1712	1011.3	12/6/2006	WG	F	CS		Inorg	A2340	Hardness		33						0.085	mg/L			177502	GF06110G31R501	GELC
R-31	1712	1011.3	8/24/2005	WG	F	CS		Inorg	A2340	Hardness		33.4						0.085	mg/L			144084	GF0508G31R501	GELC
R-31	1712	1011.3	12/6/2006	WG	UF	CS		Inorg	A2340	Hardness		32.2						0.085	mg/L			177502	GU06110G31R501	GELC
R-31	1712	1011.3	8/24/2005	WG	UF	CS		Inorg	A2340	Hardness		34.7						0.085	mg/L			144084	GU0508G31R501	GELC
R-31	1712	1011.3	12/6/2006	WG	F	CS		Inorg	6010	Magnesium		2.6						0.085	mg/L			177502	GF06110G31R501	GELC
R-31	1712	1011.3	8/24/2005	WG	F	CS		Inorg	6010	Magnesium		2.43						0.085	mg/L			144084	GF0508G31R501	GELC
R-31	1712	1011.3	9/28/2001	WG	F	CS		Inorg	6010	Magnesium		0.56							mg/L		NQ	18S	GW31-01-0008	GELC
R-31	1712	1011.3	12/15/2000	WG	F	CS		Inorg	6010	Magnesium		3.2							mg/L		NQ	8146R	GW31-00-0010	PARA

Ancho Canyon Watershed Last Four Analytical Results  
for Sampling November 27 - December 8, 2006

Periodic Monitoring Report for Ancho Watershed

Location	Port	Depth (ft)	Date	Fld Matrix	Fld Prep	Lab Sample Type	Fld QC	Suite	Method	Analyte	Symbol	Result	1-sigma TPU	MDA	MDL	Units	Lab Qual	2nd Qual	Request	Sample	Lab
R-31	1712	1011.3	12/6/2006	WG	UF	CS		Inorg	6010	Magnesium		2.54			0.085	mg/L			177502	GU06110G31R501	GELC
R-31	1712	1011.3	8/24/2005	WG	UF	CS		Inorg	6010	Magnesium		2.57			0.085	mg/L			144084	GU0508G31R501	GELC
R-31	1712	1011.3	9/28/2001	WG	UF	CS		Inorg	6010	Magnesium		0.553				mg/L		NQ	18S	GW31-01-0007	GELC
R-31	1712	1011.3	12/15/2000	WG	UF	CS		Inorg	6010	Magnesium		3.2				mg/L		NQ	8146R	GW31-00-0009	PARA
R-31	1712	1011.3	12/6/2006	WG	F	CS		Inorg	353.1	Nitrate-Nitrite as N		0.27			0.014	mg/L			177502	GF06110G31R501	GELC
R-31	1712	1011.3	8/24/2005	WG	F	CS		Inorg	353.1	Nitrate-Nitrite as N		0.158			0.017	mg/L		J-	144084	GF0508G31R501	GELC
R-31	1712	1011.3	9/28/2001	WG	F	CS		Inorg	353.1	Nitrate-Nitrite as N	<	0.0069				mg/L	U	U	18S	GW31-01-0008	GELC
R-31	1712	1011.3	12/15/2000	WG	F	CS		Inorg	353.2	Nitrate-Nitrite as N		0.24				mg/L		NQ	8146R	GW31-00-0010	PARA
R-31	1712	1011.3	12/6/2006	WG	UF	CS		Inorg	353.1	Nitrate-Nitrite as N		0.233			0.014	mg/L			177502	GU06110G31R501	GELC
R-31	1712	1011.3	12/15/2000	WG	UF	CS		Inorg	353.2	Nitrate-Nitrite as N		0.23				mg/L		NQ	8146R	GW31-00-0009	PARA
R-31	1712	1011.3	12/6/2006	WG	F	CS		Inorg	314.0	Perchlorate	<	4			4	µg/L	U		177502	GF06110G31R501	GELC
R-31	1712	1011.3	12/6/2006	WG	F	CS		Inorg	6850	Perchlorate		0.219			0.05	µg/L			177502	GF06110G31R501	GELC
R-31	1712	1011.3	8/24/2005	WG	F	CS		Inorg	314.0	Perchlorate	<	4			4	µg/L	U		144084	GF0508G31R501	GELC
R-31	1712	1011.3	8/24/2005	WG	F	CS		Inorg	6850	Perchlorate	<	0.192			0.05	µg/L	HJ	U, J	144084	GF0508G31R501	GELC
R-31	1712	1011.3	9/28/2001	WG	F	CS		Inorg	314.0	Perchlorate	<	4				µg/L	U	U	19S	GW31-01-0008	GELC
R-31	1712	1011.3	12/6/2006	WG	F	CS		Inorg	150.1	pH		8.28			0.01	SU	H	J	177502	GF06110G31R501	GELC
R-31	1712	1011.3	8/24/2005	WG	F	CS		Inorg	150.1	pH		8.34			0.01	SU	H	J	144084	GF0508G31R501	GELC
R-31	1712	1011.3	12/15/2000	WG	F	CS		Inorg	79-4	pH		7.1				SU		NQ	8149R	GW31-00-0010	HUFFM
R-31	1712	1011.3	12/6/2006	WG	UF	CS		Inorg	150.1	pH		8.34			0.01	SU	H	J	177502	GU06110G31R501	GELC
R-31	1712	1011.3	12/6/2006	WG	F	CS		Inorg	6010	Potassium		3.05			0.05	mg/L			177502	GF06110G31R501	GELC
R-31	1712	1011.3	8/24/2005	WG	F	CS		Inorg	6010	Potassium		2.8			0.05	mg/L			144084	GF0508G31R501	GELC
R-31	1712	1011.3	9/28/2001	WG	F	CS		Inorg	6010	Potassium		0.568				mg/L		NQ	18S	GW31-01-0008	GELC
R-31	1712	1011.3	12/15/2000	WG	F	CS		Inorg	6010	Potassium		3.1				mg/L		NQ	8146R	GW31-00-0010	PARA
R-31	1712	1011.3	12/6/2006	WG	UF	CS		Inorg	6010	Potassium		2.96			0.05	mg/L			177502	GU06110G31R501	GELC
R-31	1712	1011.3	8/24/2005	WG	UF	CS		Inorg	6010	Potassium		2.92			0.05	mg/L			144084	GU0508G31R501	GELC
R-31	1712	1011.3	9/28/2001	WG	UF	CS		Inorg	6010	Potassium		0.573				mg/L		NQ	18S	GW31-01-0007	GELC
R-31	1712	1011.3	12/15/2000	WG	UF	CS		Inorg	6010	Potassium		3.1				mg/L		NQ	8146R	GW31-00-0009	PARA
R-31	1712	1011.3	12/6/2006	WG	F	CS		Inorg	6010	Silicon Dioxide		88.5			0.032	mg/L		J	177502	GF06110G31R501	GELC
R-31	1712	1011.3	8/24/2005	WG	F	CS		Inorg	6010	Silicon Dioxide		71.9			0.032	mg/L			144084	GF0508G31R501	GELC
R-31	1712	1011.3	12/6/2006	WG	UF	CS		Inorg	6010	Silicon Dioxide		86.1			0.032	mg/L		J	177502	GU06110G31R501	GELC
R-31	1712	1011.3	8/24/2005	WG	UF	CS		Inorg	6010	Silicon Dioxide		77.6			0.032	mg/L			144084	GU0508G31R501	GELC
R-31	1712	1011.3	12/6/2006	WG	F	CS		Inorg	6010	Sodium		11.5			0.045	mg/L			177502	GF06110G31R501	GELC
R-31	1712	1011.3	8/24/2005	WG	F	CS		Inorg	6010	Sodium		10.8			0.045	mg/L			144084	GF0508G31R501	GELC
R-31	1712	1011.3	9/28/2001	WG	F	CS		Inorg	6010	Sodium		2.66				mg/L		NQ	18S	GW31-01-0008	GELC
R-31	1712	1011.3	12/15/2000	WG	F	CS		Inorg	6010	Sodium		11				mg/L		NQ	8146R	GW31-00-0010	PARA
R-31	1712	1011.3	12/6/2006	WG	UF	CS		Inorg	6010	Sodium		11.4			0.045	mg/L			177502	GU06110G31R501	GELC
R-31	1712	1011.3	8/24/2005	WG	UF	CS		Inorg	6010	Sodium		11.3			0.045	mg/L			144084	GU0508G31R501	GELC
R-31	1712	1011.3	9/28/2001	WG	UF	CS		Inorg	6010	Sodium		2.71				mg/L		NQ	18S	GW31-01-0007	GELC
R-31	1712	1011.3	12/15/2000	WG	UF	CS		Inorg	6010	Sodium		11				mg/L		NQ	8146R	GW31-00-0009	PARA
R-31	1712	1011.3	12/6/2006	WG	F	CS		Inorg	120.1	Specific Conductance		118			1	uS/cm			177502	GF06110G31R501	GELC
R-31	1712	1011.3	8/24/2005	WG	F	CS		Inorg	120.1	Specific Conductance		120			1	uS/cm			144084	GF0508G31R501	GELC
R-31	1712	1011.3	12/6/2006	WG	UF	CS		Inorg	120.1	Specific Conductance		117			1	uS/cm			177502	GU06110G31R501	GELC
R-31	1712	1011.3	12/6/2006	WG	F	CS		Inorg	160.1	Total Dissolved Solids		148			2.38	mg/L			177502	GF06110G31R501	GELC
R-31	1712	1011.3	12/6/2006	WG	F	CS		Inorg	160.1	Total Dissolved Solids		118			2.38	mg/L			177502	GU06110G31R501	GELC
R-31	1712	1011.3	8/24/2005	WG	F	CS		Inorg	160.1	Total Dissolved Solids		134			2.38	mg/L			144084	GF0508G31R501	GELC
R-31	1712	1011.3	12/6/2006	WG	F	CS		Inorg	351.2	Total Kjeldahl Nitrogen	<	0.079			0.01	mg/L	J	U	177502	GF06110G31R501	GELC
R-31	1712	1011.3	8/24/2005	WG	F	CS		Inorg	351.2	Total Kjeldahl Nitrogen		0.136			0.02	mg/L	J		144084	GF0508G31R501	GELC
R-31	1712	1011.3	9/28/2001	WG	F	CS		Inorg	351.2	Total Kjeldahl Nitrogen		0.12				mg/L		NQ	18S	GW31-01-0008	GELC
R-31	1712	1011.3	12/6/2006	WG	UF	CS		Inorg	351.2	Total Kjeldahl Nitrogen	<	0.01			0.01	mg/L	U		177502	GU06110G31R501	GELC
R-31	1712	1011.3	12/6/2006	WG	UF	CS		Inorg	9060	Total Organic Carbon	<	0.33			0.33	mg/L	U		177502	GU06110G31R501	GELC
R-31	1712	1011.3	9/28/2001	WG	UF	CS		Inorg	9060	Total Organic Carbon		2.27			0.04	mg/L		NQ	16S	GW31-01-0007	GEL

Ancho Canyon Watershed Last Four Analytical Results  
for Sampling November 27 - December 8, 2006

Periodic Monitoring Report for Ancho Watershed

Location	Port	Depth (ft)	Date	Fld Matrix	Fld Prep	Lab Sample Type	Fld QC	Suite	Method	Analyte	Symbol	Result	1-sigma TPU	MDA	MDL	Units	Lab Qual	2nd Qual	Request	Sample	Lab
R-31	1712	1011.3	12/6/2006	WG	F	CS		Met	6010	Aluminum	<	68			68	µg/L	U		177502	GF06110G31R501	GELC
R-31	1712	1011.3	8/24/2005	WG	F	CS		Met	6010	Aluminum	<	68			68	µg/L	U		144084	GF0508G31R501	GELC
R-31	1712	1011.3	9/28/2001	WG	F	CS		Met	6010	Aluminum	<	9.71				µg/L	B	J	18S	GW31-01-0008	GELC
R-31	1712	1011.3	12/15/2000	WG	F	CS		Met	6010	Aluminum	<	28				µg/L	B	U	8146R	GW31-00-0010	PARA
R-31	1712	1011.3	12/6/2006	WG	UF	CS		Met	6010	Aluminum	<	68			68	µg/L	U		177502	GU06110G31R501	GELC
R-31	1712	1011.3	8/24/2005	WG	UF	CS		Met	6010	Aluminum	<	68			68	µg/L	U		144084	GU0508G31R501	GELC
R-31	1712	1011.3	9/28/2001	WG	UF	CS		Met	6010	Aluminum	<	40.5				µg/L	B	J	18S	GW31-01-0007	GELC
R-31	1712	1011.3	12/15/2000	WG	UF	CS		Met	6010	Aluminum	<	33				µg/L	B	U	8146R	GW31-00-0009	PARA
R-31	1712	1011.3	12/6/2006	WG	F	CS		Met	6020	Arsenic	<	1.5			1.5	µg/L	U		177502	GF06110G31R501	GELC
R-31	1712	1011.3	8/24/2005	WG	F	CS		Met	6010	Arsenic	<	6			6	µg/L	U		144084	GF0508G31R501	GELC
R-31	1712	1011.3	9/28/2001	WG	F	CS		Met	6010	Arsenic	<	2.6				µg/L	U	U	18S	GW31-01-0008	GELC
R-31	1712	1011.3	12/15/2000	WG	F	CS		Met	6010	Arsenic	<	1.5				µg/L	U	U	8146R	GW31-00-0010	PARA
R-31	1712	1011.3	12/6/2006	WG	UF	CS		Met	6020	Arsenic	<	1.5			1.5	µg/L	U		177502	GU06110G31R501	GELC
R-31	1712	1011.3	8/24/2005	WG	UF	CS		Met	6010	Arsenic	<	6			6	µg/L	U		144084	GU0508G31R501	GELC
R-31	1712	1011.3	9/28/2001	WG	UF	CS		Met	6010	Arsenic	<	2.6				µg/L	U	U	18S	GW31-01-0007	GELC
R-31	1712	1011.3	12/15/2000	WG	UF	CS		Met	6010	Arsenic	<	1.5				µg/L	U	U	8146R	GW31-00-0009	PARA
R-31	1712	1011.3	12/6/2006	WG	F	CS		Met	6010	Barium		32.3			1	µg/L			177502	GF06110G31R501	GELC
R-31	1712	1011.3	8/24/2005	WG	F	CS		Met	6010	Barium		30.2			1	µg/L			144084	GF0508G31R501	GELC
R-31	1712	1011.3	9/28/2001	WG	F	CS		Met	6010	Barium		11.4				µg/L		NQ	18S	GW31-01-0008	GELC
R-31	1712	1011.3	12/15/2000	WG	F	CS		Met	6010	Barium	<	40				µg/L	B	J	8146R	GW31-00-0010	PARA
R-31	1712	1011.3	12/6/2006	WG	UF	CS		Met	6010	Barium		30.6			1	µg/L			177502	GU06110G31R501	GELC
R-31	1712	1011.3	8/24/2005	WG	UF	CS		Met	6010	Barium		33.3			1	µg/L			144084	GU0508G31R501	GELC
R-31	1712	1011.3	9/28/2001	WG	UF	CS		Met	6010	Barium		11.5				µg/L		NQ	18S	GW31-01-0007	GELC
R-31	1712	1011.3	12/15/2000	WG	UF	CS		Met	6010	Barium	<	44				µg/L	B	J	8146R	GW31-00-0009	PARA
R-31	1712	1011.3	12/6/2006	WG	F	CS		Met	6010	Boron		14.1			10	µg/L	J		177502	GF06110G31R501	GELC
R-31	1712	1011.3	8/24/2005	WG	F	CS		Met	6010	Boron		36.7			10	µg/L	J		144084	GF0508G31R501	GELC
R-31	1712	1011.3	9/28/2001	WG	F	CS		Met	6010	Boron		221				µg/L		NQ	18S	GW31-01-0008	GELC
R-31	1712	1011.3	12/15/2000	WG	F	CS		Met	6010	Boron	<	11				µg/L	B	J	8146R	GW31-00-0010	PARA
R-31	1712	1011.3	12/6/2006	WG	UF	CS		Met	6010	Boron		11.8			10	µg/L	J		177502	GU06110G31R501	GELC
R-31	1712	1011.3	8/24/2005	WG	UF	CS		Met	6010	Boron		24.4			10	µg/L	J		144084	GU0508G31R501	GELC
R-31	1712	1011.3	9/28/2001	WG	UF	CS		Met	6010	Boron		218				µg/L		NQ	18S	GW31-01-0007	GELC
R-31	1712	1011.3	12/15/2000	WG	UF	CS		Met	6010	Boron	<	17				µg/L	B	J	8146R	GW31-00-0009	PARA
R-31	1712	1011.3	12/6/2006	WG	F	CS		Met	6020	Chromium		1.9			1	µg/L	J		177502	GF06110G31R501	GELC
R-31	1712	1011.3	8/24/2005	WG	F	CS		Met	6010	Chromium		1.7			1	µg/L	J		144084	GF0508G31R501	GELC
R-31	1712	1011.3	9/28/2001	WG	F	CS		Met	6010	Chromium	<	1.09				µg/L	B	J	18S	GW31-01-0008	GELC
R-31	1712	1011.3	12/15/2000	WG	F	CS		Met	6010	Chromium	<	1.2				µg/L	B	J	8146R	GW31-00-0010	PARA
R-31	1712	1011.3	12/6/2006	WG	UF	CS		Met	6020	Chromium		1.8			1	µg/L	J		177502	GU06110G31R501	GELC
R-31	1712	1011.3	8/24/2005	WG	UF	CS		Met	6010	Chromium		1.9			1	µg/L	J		144084	GU0508G31R501	GELC
R-31	1712	1011.3	9/28/2001	WG	UF	CS		Met	6010	Chromium	<	1.98				µg/L	B	J	18S	GW31-01-0007	GELC
R-31	1712	1011.3	12/15/2000	WG	UF	CS		Met	6010	Chromium	<	3.1				µg/L	B	J	8146R	GW31-00-0009	PARA
R-31	1712	1011.3	12/6/2006	WG	F	CS		Met	6010	Cobalt	<	1			1	µg/L	U		177502	GF06110G31R501	GELC
R-31	1712	1011.3	8/24/2005	WG	F	CS		Met	6010	Cobalt	<	1			1	µg/L	U		144084	GF0508G31R501	GELC
R-31	1712	1011.3	9/28/2001	WG	F	CS		Met	6010	Cobalt	<	0.73				µg/L	U	U	18S	GW31-01-0008	GELC
R-31	1712	1011.3	12/15/2000	WG	F	CS		Met	6010	Cobalt	<	0.52				µg/L	U	U	8146R	GW31-00-0010	PARA
R-31	1712	1011.3	12/6/2006	WG	UF	CS		Met	6010	Cobalt	<	1			1	µg/L	U		177502	GU06110G31R501	GELC
R-31	1712	1011.3	8/24/2005	WG	UF	CS		Met	6010	Cobalt	<	1			1	µg/L	U		144084	GU0508G31R501	GELC
R-31	1712	1011.3	9/28/2001	WG	UF	CS		Met	6010	Cobalt	<	0.73				µg/L	U	U	18S	GW31-01-0007	GELC
R-31	1712	1011.3	12/15/2000	WG	UF	CS		Met	6010	Cobalt	<	0.52				µg/L	U	U	8146R	GW31-00-0009	PARA
R-31	1712	1011.3	12/6/2006	WG	F	CS		Met	6010	Iron	<	18			18	µg/L	U		177502	GF06110G31R501	GELC
R-31	1712	1011.3	8/24/2005	WG	F	CS		Met	6010	Iron		18.6			18	µg/L	J		144084	GF0508G31R501	GELC
R-31	1712	1011.3	9/28/2001	WG	F	CS		Met	6010	Iron		76				µg/L		NQ	18S	GW31-01-0008	GELC

Ancho Canyon Watershed Last Four Analytical Results  
for Sampling November 27 - December 8, 2006

Periodic Monitoring Report for Ancho Watershed

Location	Port	Depth (ft)	Date	Fld Matrix	Fld Prep	Lab Sample Type	Fld QC	Suite	Method	Analyte	Symbol	Result	1-sigma TPU	MDA	MDL	Units	Lab Qual	2nd Qual	Request	Sample	Lab
R-31	1712	1011.3	12/15/2000	WG	F	CS		Met	6010	Iron	<	110				µg/L		U	8146R	GW31-00-0010	PARA
R-31	1712	1011.3	12/6/2006	WG	UF	CS		Met	6010	Iron	<	18			18	µg/L	U		177502	GU06110G31R501	GELC
R-31	1712	1011.3	8/24/2005	WG	UF	CS		Met	6010	Iron		22.3			18	µg/L	J		144084	GU0508G31R501	GELC
R-31	1712	1011.3	9/28/2001	WG	UF	CS		Met	6010	Iron		150				µg/L		NQ	18S	GW31-01-0007	GELC
R-31	1712	1011.3	12/15/2000	WG	UF	CS		Met	6010	Iron		140				µg/L		NQ	8146R	GW31-00-0009	PARA
R-31	1712	1011.3	12/6/2006	WG	F	CS		Met	6010	Manganese	<	2			2	µg/L	U		177502	GF06110G31R501	GELC
R-31	1712	1011.3	8/24/2005	WG	F	CS		Met	6010	Manganese		7.7			2	µg/L	J		144084	GF0508G31R501	GELC
R-31	1712	1011.3	9/28/2001	WG	F	CS		Met	6020	Manganese		27.1				µg/L		NQ	18S	GW31-01-0008	GELC
R-31	1712	1011.3	12/15/2000	WG	F	CS		Met	6010	Manganese	<	6				µg/L	B	J	8146R	GW31-00-0010	PARA
R-31	1712	1011.3	12/6/2006	WG	UF	CS		Met	6010	Manganese	<	2			2	µg/L	U		177502	GU06110G31R501	GELC
R-31	1712	1011.3	8/24/2005	WG	UF	CS		Met	6010	Manganese		4.4			2	µg/L	J		144084	GU0508G31R501	GELC
R-31	1712	1011.3	9/28/2001	WG	UF	CS		Met	6020	Manganese		26.7				µg/L		NQ	18S	GW31-01-0007	GELC
R-31	1712	1011.3	12/15/2000	WG	UF	CS		Met	6010	Manganese	<	9.2				µg/L	B	J	8146R	GW31-00-0009	PARA
R-31	1712	1011.3	12/6/2006	WG	F	CS		Met	6010	Molybdenum		4			2	µg/L	J		177502	GF06110G31R501	GELC
R-31	1712	1011.3	8/24/2005	WG	F	CS		Met	6010	Molybdenum	<	2			2	µg/L	U		144084	GF0508G31R501	GELC
R-31	1712	1011.3	9/28/2001	WG	F	CS		Met	6020	Molybdenum		0.54				µg/L		NQ	18S	GW31-01-0008	GELC
R-31	1712	1011.3	12/15/2000	WG	F	CS		Met	6010	Molybdenum	<	3.1				µg/L	U	U	8146R	GW31-00-0010	PARA
R-31	1712	1011.3	12/6/2006	WG	UF	CS		Met	6010	Molybdenum	<	2			2	µg/L	U		177502	GU06110G31R501	GELC
R-31	1712	1011.3	8/24/2005	WG	UF	CS		Met	6010	Molybdenum	<	2			2	µg/L	U		144084	GU0508G31R501	GELC
R-31	1712	1011.3	9/28/2001	WG	UF	CS		Met	6020	Molybdenum		1.18				µg/L		NQ	18S	GW31-01-0007	GELC
R-31	1712	1011.3	12/15/2000	WG	UF	CS		Met	6010	Molybdenum	<	4.8				µg/L	B	J	8146R	GW31-00-0009	PARA
R-31	1712	1011.3	12/6/2006	WG	F	CS		Met	6020	Nickel		0.68			0.5	µg/L	J		177502	GF06110G31R501	GELC
R-31	1712	1011.3	8/24/2005	WG	F	CS		Met	6020	Nickel		0.72			0.5	µg/L	J		144084	GF0508G31R501	GELC
R-31	1712	1011.3	9/28/2001	WG	F	CS		Met	6010	Nickel	<	1.26				µg/L	U	U	18S	GW31-01-0008	GELC
R-31	1712	1011.3	12/15/2000	WG	F	CS		Met	6010	Nickel	<	2.3				µg/L	B	J	8146R	GW31-00-0010	PARA
R-31	1712	1011.3	12/6/2006	WG	UF	CS		Met	6020	Nickel		0.51			0.5	µg/L	J		177502	GU06110G31R501	GELC
R-31	1712	1011.3	8/24/2005	WG	UF	CS		Met	6020	Nickel		0.72			0.5	µg/L	J		144084	GU0508G31R501	GELC
R-31	1712	1011.3	9/28/2001	WG	UF	CS		Met	6010	Nickel	<	2.49				µg/L	B	J	18S	GW31-01-0007	GELC
R-31	1712	1011.3	12/15/2000	WG	UF	CS		Met	6010	Nickel	<	3.7				µg/L	B	J	8146R	GW31-00-0009	PARA
R-31	1712	1011.3	12/6/2006	WG	F	CS		Met	6010	Strontium		46.7			1	µg/L			177502	GF06110G31R501	GELC
R-31	1712	1011.3	8/24/2005	WG	F	CS		Met	6010	Strontium		53.2			1	µg/L			144084	GF0508G31R501	GELC
R-31	1712	1011.3	9/28/2001	WG	F	CS		Met	6010	Strontium		57.4				µg/L		NQ	18S	GW31-01-0008	GELC
R-31	1712	1011.3	12/15/2000	WG	F	CS		Met	6010	Strontium		69				µg/L		NQ	8146R	GW31-00-0010	PARA
R-31	1712	1011.3	12/6/2006	WG	UF	CS		Met	6010	Strontium		45.3			1	µg/L			177502	GU06110G31R501	GELC
R-31	1712	1011.3	8/24/2005	WG	UF	CS		Met	6010	Strontium		53.4			1	µg/L			144084	GU0508G31R501	GELC
R-31	1712	1011.3	9/28/2001	WG	UF	CS		Met	6010	Strontium		57.6				µg/L		NQ	18S	GW31-01-0007	GELC
R-31	1712	1011.3	12/15/2000	WG	UF	CS		Met	6010	Strontium		69				µg/L		NQ	8146R	GW31-00-0009	PARA
R-31	1712	1011.3	12/6/2006	WG	F	CS		Met	6020	Thallium	<	0.4			0.4	µg/L	U		177502	GF06110G31R501	GELC
R-31	1712	1011.3	8/24/2005	WG	F	CS		Met	6020	Thallium	<	0.4			0.4	µg/L	U		144084	GF0508G31R501	GELC
R-31	1712	1011.3	9/28/2001	WG	F	CS		Met	6010	Thallium		0.81				µg/L		NQ	21S	GW31-01-0008	GELC
R-31	1712	1011.3	9/28/2001	WG	F	CS		Met	6020	Thallium		0.81			0.02	µg/L		NQ	21S	GW31-01-0008-1	GEL
R-31	1712	1011.3	9/28/2001	WG	F	CS		Met	6020	Thallium	<	0.02				µg/L	U	U	18S	GW31-01-0008	GELC
R-31	1712	1011.3	12/15/2000	WG	F	CS		Met	6010	Thallium	<	2				µg/L	U	U	8146R	GW31-00-0010	PARA
R-31	1712	1011.3	12/15/2000	WG	F	CS		Met	6020	Thallium	<	0.01				µg/L	U	UJ	8148R	GW31-00-0010	GELC
R-31	1712	1011.3	12/6/2006	WG	UF	CS		Met	6020	Thallium	<	0.4			0.4	µg/L	U		177502	GU06110G31R501	GELC
R-31	1712	1011.3	8/24/2005	WG	UF	CS		Met	6020	Thallium	<	0.4			0.4	µg/L	U		144084	GU0508G31R501	GELC
R-31	1712	1011.3	9/28/2001	WG	UF	CS		Met	6020	Thallium	<	0.5			0.02	µg/L	U	U	21S	GW31-01-0007-1	GEL
R-31	1712	1011.3	9/28/2001	WG	UF	CS		Met	6010	Thallium	<	0.02				µg/L	U	U	21S	GW31-01-0007	GELC
R-31	1712	1011.3	9/28/2001	WG	UF	CS		Met	6020	Thallium	<	0.02				µg/L	U	U	18S	GW31-01-0007	GELC
R-31	1712	1011.3	12/15/2000	WG	UF	CS		Met	6020	Thallium	<	0.01				µg/L	U	UJ	8148R	GW31-00-0009	GELC
R-31	1712	1011.3	12/15/2000	WG	UF	CS		Met	6010	Thallium	<	2				µg/L	U	U	8146R	GW31-00-0009	PARA

Ancho Canyon Watershed Last Four Analytical Results  
for Sampling November 27 - December 8, 2006

Periodic Monitoring Report for Ancho Watershed

Location	Port	Depth (ft)	Date	Fld Matrix	Fld Prep	Lab Sample Type	Fld QC	Suite	Method	Analyte	Symbol	Result	1-sigma TPU	MDA	MDL	Units	Lab Qual	2nd Qual	Request	Sample	Lab
R-31	1712	1011.3	12/6/2006	WG	F	CS		Met	6020	Uranium	<	0.12			0.05	µg/L	J	U	177502	GF06110G31R501	GELC
R-31	1712	1011.3	8/24/2005	WG	F	CS		Met	6020	Uranium	<	0.2			0.05	µg/L		U	144084	GF0508G31R501	GELC
R-31	1712	1011.3	9/28/2001	WG	F	CS		Met	6020	Uranium	<	0.2			0.01	µg/L	U	U	21S	GW31-01-0008	GEL
R-31	1712	1011.3	12/15/2000	WG	F	CS		Met	6020	Uranium	<	0.08				µg/L	B	J	8148R	GW31-00-0010	GELC
R-31	1712	1011.3	12/6/2006	WG	UF	CS		Met	6020	Uranium	<	0.074			0.05	µg/L	J	U	177502	GU06110G31R501	GELC
R-31	1712	1011.3	8/24/2005	WG	UF	CS		Met	6020	Uranium	<	0.2			0.05	µg/L	J	U	144084	GU0508G31R501	GELC
R-31	1712	1011.3	9/28/2001	WG	UF	CS		Met	6020	Uranium	<	0.2			0.01	µg/L	U	U	21S	GW31-01-0007	GEL
R-31	1712	1011.3	12/15/2000	WG	UF	CS		Met	6020	Uranium	<	0.09				µg/L	B	J	8148R	GW31-00-0009	GELC
R-31	1712	1011.3	12/6/2006	WG	F	CS		Met	6010	Vanadium		7			1	µg/L			177502	GF06110G31R501	GELC
R-31	1712	1011.3	8/24/2005	WG	F	CS		Met	6010	Vanadium		4.7			1	µg/L	J		144084	GF0508G31R501	GELC
R-31	1712	1011.3	9/28/2001	WG	F	CS		Met	6010	Vanadium	<	0.48				µg/L	U	U	18S	GW31-01-0008	GELC
R-31	1712	1011.3	12/15/2000	WG	F	CS		Met	6010	Vanadium	<	4				µg/L	B	J	8146R	GW31-00-0010	PARA
R-31	1712	1011.3	12/6/2006	WG	UF	CS		Met	6010	Vanadium		6.9			1	µg/L			177502	GU06110G31R501	GELC
R-31	1712	1011.3	8/24/2005	WG	UF	CS		Met	6010	Vanadium		4.9			1	µg/L	J		144084	GU0508G31R501	GELC
R-31	1712	1011.3	9/28/2001	WG	UF	CS		Met	6010	Vanadium	<	0.48				µg/L	U	U	18S	GW31-01-0007	GELC
R-31	1712	1011.3	12/15/2000	WG	UF	CS		Met	6010	Vanadium	<	4.1				µg/L	B	J	8146R	GW31-00-0009	PARA
R-31	1712	1011.3	12/6/2006	WG	F	CS		Met	6010	Zinc	<	4.1			2	µg/L	J	U	177502	GF06110G31R501	GELC
R-31	1712	1011.3	8/24/2005	WG	F	CS		Met	6010	Zinc		489			2	µg/L			144084	GF0508G31R501	GELC
R-31	1712	1011.3	9/28/2001	WG	F	CS		Met	6010	Zinc		1730				µg/L		NQ	18S	GW31-01-0008	GELC
R-31	1712	1011.3	12/15/2000	WG	F	CS		Met	6010	Zinc	<	7.1				µg/L	B	U	8146R	GW31-00-0010	PARA
R-31	1712	1011.3	12/6/2006	WG	UF	CS		Met	6010	Zinc	<	8.1			2	µg/L	J	U	177502	GU06110G31R501	GELC
R-31	1712	1011.3	8/24/2005	WG	UF	CS		Met	6010	Zinc		302			2	µg/L			144084	GU0508G31R501	GELC
R-31	1712	1011.3	9/28/2001	WG	UF	CS		Met	6010	Zinc		2070				µg/L		NQ	18S	GW31-01-0007	GELC
R-31	1712	1011.3	12/15/2000	WG	UF	CS		Met	6010	Zinc	<	4.3				µg/L	B	J	8146R	GW31-00-0009	PARA
R-31	1712	1011.3	12/6/2006	WG	F	CS		Rad	H300	Americium-241		-0.00185	0.00509	0.0309		pCi/L	U	U	177502	GF06110G31R501	GELC
R-31	1712	1011.3	8/24/2005	WG	F	CS		Rad	H300	Americium-241		-0.00662	0.00413	0.033		pCi/L	U	U	144084	GF0508G31R501	GELC
R-31	1712	1011.3	9/28/2001	WG	F	CS		Rad	H300	Americium-241		0.02	0.0095	0.01		pCi/L	J	U	22S	GW31-01-0008	STSL
R-31	1712	1011.3	12/15/2000	WG	F	CS		Rad	H300	Americium-241	<	0.02	0.01	0.04		pCi/L	U	U	8153R	GW31-00-0010	PARA
R-31	1712	1011.3	12/6/2006	WG	UF	CS		Rad	H300	Americium-241		-0.00153	0.00449	0.0218		pCi/L	U	U	177502	GU06110G31R501	GELC
R-31	1712	1011.3	8/24/2005	WG	UF	CS		Rad	H300	Americium-241		-0.00863	0.00626	0.032		pCi/L	U	U	144084	GU0508G31R501	GELC
R-31	1712	1011.3	12/15/2000	WG	UF	CS		Rad	H300	Americium-241	<	0.01	0.0075	0.02		pCi/L	U	U	8153R	GW31-00-0009	PARA
R-31	1712	1011.3	12/6/2006	WG	F	CS		Rad	901.1	Cesium-137		-0.869	1.15	3.43		pCi/L	U	U	177502	GF06110G31R501	GELC
R-31	1712	1011.3	8/24/2005	WG	F	CS		Rad	901.1	Cesium-137		1.81	1.01	3.91		pCi/L	U	U	144084	GF0508G31R501	GELC
R-31	1712	1011.3	9/28/2001	WG	F	CS		Rad	GS	Cesium-137	<	1.05	1.55	5.84		pCi/L	U	U	22S	GW31-01-0008	STSL
R-31	1712	1011.3	12/15/2000	WG	F	CS		Rad	GS	Cesium-137	<	-0.1	0.75	1.3		pCi/L	U	U	8153R	GW31-00-0010	PARA
R-31	1712	1011.3	12/6/2006	WG	UF	CS		Rad	901.1	Cesium-137		-3.67	1.28	3.32		pCi/L	U	U	177502	GU06110G31R501	GELC
R-31	1712	1011.3	8/24/2005	WG	UF	CS		Rad	901.1	Cesium-137		2.03	1.29	4.28		pCi/L	U	U	144084	GU0508G31R501	GELC
R-31	1712	1011.3	12/15/2000	WG	UF	CS		Rad	GS	Cesium-137	<	-0.5	1.35	2.3		pCi/L	U	U	8153R	GW31-00-0009	PARA
R-31	1712	1011.3	12/6/2006	WG	F	CS		Rad	901.1	Cobalt-60		3	1.38	5.19		pCi/L	U	U	177502	GF06110G31R501	GELC
R-31	1712	1011.3	8/24/2005	WG	F	CS		Rad	901.1	Cobalt-60		3	1.26	5.15		pCi/L	U	U	144084	GF0508G31R501	GELC
R-31	1712	1011.3	9/28/2001	WG	F	CS		Rad	GS	Cobalt-60	<	0.11	1.85	6.8		pCi/L	U	U	22S	GW31-01-0008	STSL
R-31	1712	1011.3	12/15/2000	WG	F	CS		Rad	GS	Cobalt-60	<	0.1	0.7	1.1		pCi/L	U	U	8153R	GW31-00-0010	PARA
R-31	1712	1011.3	12/6/2006	WG	UF	CS		Rad	901.1	Cobalt-60		0.0217	1.11	3.61		pCi/L	U	U	177502	GU06110G31R501	GELC
R-31	1712	1011.3	8/24/2005	WG	UF	CS		Rad	901.1	Cobalt-60		0.735	1.2	4.77		pCi/L	U	U	144084	GU0508G31R501	GELC
R-31	1712	1011.3	12/15/2000	WG	UF	CS		Rad	GS	Cobalt-60	<	-1.6	1.5	2.5		pCi/L	U	U	8153R	GW31-00-0009	PARA
R-31	1712	1011.3	12/6/2006	WG	F	CS		Rad	900	Gross alpha		1.1	0.642	1.95		pCi/L	U	U	177502	GF06110G31R501	GELC
R-31	1712	1011.3	8/24/2005	WG	F	CS		Rad	900	Gross alpha		0.921	0.637	2.54		pCi/L	U	U	144084	GF0508G31R501	GELC
R-31	1712	1011.3	12/6/2006	WG	UF	CS		Rad	900	Gross alpha		-0.705	0.245	1.53		pCi/L	U	U	177502	GU06110G31R501	GELC
R-31	1712	1011.3	8/24/2005	WG	UF	CS		Rad	900	Gross alpha		2.01	0.811	2.48		pCi/L	U	U	144084	GU0508G31R501	GELC
R-31	1712	1011.3	9/28/2001	WG	UF	CS		Rad	900	Gross alpha	<	0.00583	0.1	0.48		pCi/L	U	U	22S	GW31-01-0007	STSL
R-31	1712	1011.3	12/6/2006	WG	F	CS		Rad	900	Gross beta		12.1	1.58	3.51		pCi/L			177502	GF06110G31R501	GELC



Ancho Canyon Watershed Last Four Analytical Results  
for Sampling November 27 - December 8, 2006

Periodic Monitoring Report for Ancho Watershed

Location	Port	Depth (ft)	Date	Fld Matrix	Fld Prep	Lab Sample Type	Fld QC	Suite	Method	Analyte	Symbol	Result	1-sigma TPU	MDA	MDL	Units	Lab Qual	2nd Qual	Request	Sample	Lab
R-31	1712	1011.3	8/24/2005	WG	F	CS		Rad	900	Gross beta		2.35	0.417	1.44		pCi/L		J	144084	GF0508G31R501	GELC
R-31	1712	1011.3	12/6/2006	WG	UF	CS		Rad	900	Gross beta		3.15	0.763	2.27		pCi/L		J	177502	GU06110G31R501	GELC
R-31	1712	1011.3	8/24/2005	WG	UF	CS		Rad	900	Gross beta		2.47	0.661	2.58		pCi/L	U	U	144084	GU0508G31R501	GELC
R-31	1712	1011.3	9/28/2001	WG	UF	CS		Rad	900	Gross beta		1.24	0.16	0.51		pCi/L	J	NQ	22S	GW31-01-0007	STSL
R-31	1712	1011.3	12/6/2006	WG	F	CS		Rad	901.1	Gross gamma		67.1	48.4	212		pCi/L	U	U	177502	GF06110G31R501	GELC
R-31	1712	1011.3	8/24/2005	WG	F	CS		Rad	901.1	Gross gamma		114	213	426		pCi/L	U	J-, U	144084	GF0508G31R501	GELC
R-31	1712	1011.3	12/6/2006	WG	UF	CS		Rad	901.1	Gross gamma		56.4	53.9	221		pCi/L	U	U	177502	GU06110G31R501	GELC
R-31	1712	1011.3	8/24/2005	WG	UF	CS		Rad	901.1	Gross gamma		77.4	72.8	341		pCi/L	U	U, J-	144084	GU0508G31R501	GELC
R-31	1712	1011.3	9/28/2001	WG	UF	CS		Rad	901.1	Gross gamma	<	95.7	7	6.55		pCi/L	U	NQ	22S	GW31-01-0007	STSL
R-31	1712	1011.3	12/6/2006	WG	F	CS		Rad	901.1	Neptunium-237		12.8	10.2	32.2		pCi/L	U	U	177502	GF06110G31R501	GELC
R-31	1712	1011.3	8/24/2005	WG	F	CS		Rad	901.1	Neptunium-237		-8.63	5.19	16.1		pCi/L	U	U	144084	GF0508G31R501	GELC
R-31	1712	1011.3	12/15/2000	WG	F	CS		Rad	GS	Neptunium-237	<	2	6.5	11		pCi/L	U	U	8153R	GW31-00-0010	PARA
R-31	1712	1011.3	12/6/2006	WG	UF	CS		Rad	901.1	Neptunium-237		15.5	6.77	25.5		pCi/L	U	U	177502	GU06110G31R501	GELC
R-31	1712	1011.3	8/24/2005	WG	UF	CS		Rad	901.1	Neptunium-237		0.337	5.16	17.3		pCi/L	U	U	144084	GU0508G31R501	GELC
R-31	1712	1011.3	12/15/2000	WG	UF	CS		Rad	GS	Neptunium-237	<	7	8.5	14		pCi/L	U	U	8153R	GW31-00-0009	PARA
R-31	1712	1011.3	12/6/2006	WG	F	CS		Rad	H300	Plutonium-238		0	0.00275	0.0302		pCi/L	U	U	177502	GF06110G31R501	GELC
R-31	1712	1011.3	8/24/2005	WG	F	CS		Rad	H300	Plutonium-238		0.00816	0.0104	0.0423		pCi/L	U	U	144084	GF0508G31R501	GELC
R-31	1712	1011.3	9/28/2001	WG	F	CS		Rad	H300	Plutonium-238	<	0	0.00405	0.0089		pCi/L	U	U	22S	GW31-01-0008	STSL
R-31	1712	1011.3	12/15/2000	WG	F	CS		Rad	H300	Plutonium-238	<	0.01	0.01	0.04		pCi/L	U	U	8153R	GW31-00-0010	PARA
R-31	1712	1011.3	12/6/2006	WG	UF	CS		Rad	H300	Plutonium-238		-0.0128	0.0128	0.035		pCi/L	U	U	177502	GU06110G31R501	GELC
R-31	1712	1011.3	8/24/2005	WG	UF	CS		Rad	H300	Plutonium-238		0.0141	0.0101	0.0417		pCi/L	U	U	144084	GU0508G31R501	GELC
R-31	1712	1011.3	12/15/2000	WG	UF	CS		Rad	H300	Plutonium-238		0.01	0.01	0.01		pCi/L	LT	U	8153R	GW31-00-0009	PARA
R-31	1712	1011.3	12/6/2006	WG	F	CS		Rad	H300	Plutonium-239/Plutonium-240		-0.0358	0.0138	0.0201		pCi/L	U	R	177502	GF06110G31R501	GELC
R-31	1712	1011.3	8/24/2005	WG	F	CS		Rad	H300	Plutonium-239/Plutonium-240		-0.00408	0.00865	0.0357		pCi/L	U	U	144084	GF0508G31R501	GELC
R-31	1712	1011.3	9/28/2001	WG	F	CS		Rad	H300	Plutonium-239/Plutonium-240		0.00987	0.0055	0.0089		pCi/L	J	U	22S	GW31-01-0008	STSL
R-31	1712	1011.3	12/15/2000	WG	F	CS		Rad	H300	Plutonium-239/Plutonium-240	<	0.008	0.0085	0.03		pCi/L	U	U	8153R	GW31-00-0010	PARA
R-31	1712	1011.3	12/6/2006	WG	UF	CS		Rad	H300	Plutonium-239/Plutonium-240		0.0127	0.00782	0.0233		pCi/L	U	U	177502	GU06110G31R501	GELC
R-31	1712	1011.3	8/24/2005	WG	UF	CS		Rad	H300	Plutonium-239/Plutonium-240		-0.012	0.00853	0.0352		pCi/L	U	U	144084	GU0508G31R501	GELC
R-31	1712	1011.3	12/15/2000	WG	UF	CS		Rad	H300	Plutonium-239/Plutonium-240	<	0.01	0.009	0.03		pCi/L	U	U	8153R	GW31-00-0009	PARA
R-31	1712	1011.3	12/6/2006	WG	F	CS		Rad	901.1	Potassium-40		7.98	14.4	35		pCi/L	U	U	177502	GF06110G31R501	GELC
R-31	1712	1011.3	8/24/2005	WG	F	CS		Rad	901.1	Potassium-40		44.8	19	29.7		pCi/L	UI	R	144084	GF0508G31R501	GELC
R-31	1712	1011.3	9/28/2001	WG	F	CS		Rad	GS	Potassium-40	<	-22.5	32.5	139		pCi/L	U	U	22S	GW31-01-0008	STSL
R-31	1712	1011.3	12/15/2000	WG	F	CS		Rad	GS	Potassium-40		118	27	25		pCi/L		NQ	8153R	GW31-00-0010	PARA
R-31	1712	1011.3	12/6/2006	WG	UF	CS		Rad	901.1	Potassium-40		10.7	14.5	43.7		pCi/L	U	U	177502	GU06110G31R501	GELC
R-31	1712	1011.3	8/24/2005	WG	UF	CS		Rad	901.1	Potassium-40		16.1	13.7	39.5		pCi/L	U	U	144084	GU0508G31R501	GELC
R-31	1712	1011.3	12/15/2000	WG	UF	CS		Rad	GS	Potassium-40	<	-4	40	46		pCi/L	U	U	8153R	GW31-00-0009	PARA
R-31	1712	1011.3	12/6/2006	WG	F	CS		Rad	901.1	Sodium-22		-0.29	1.09	3.47		pCi/L	U	U	177502	GF06110G31R501	GELC
R-31	1712	1011.3	8/24/2005	WG	F	CS		Rad	901.1	Sodium-22		-1.59	1.27	3.47		pCi/L	U	U	144084	GF0508G31R501	GELC
R-31	1712	1011.3	12/15/2000	WG	F	CS		Rad	GS	Sodium-22	<	-0.2	0.7	1.2		pCi/L	U	U	8153R	GW31-00-0010	PARA
R-31	1712	1011.3	12/6/2006	WG	UF	CS		Rad	901.1	Sodium-22		0.334	1.21	4.02		pCi/L	U	U	177502	GU06110G31R501	GELC
R-31	1712	1011.3	8/24/2005	WG	UF	CS		Rad	901.1	Sodium-22		-0.928	1.29	4.41		pCi/L	U	U	144084	GU0508G31R501	GELC
R-31	1712	1011.3	12/15/2000	WG	UF	CS		Rad	GS	Sodium-22	<	0.4	1.45	2.4		pCi/L	U	U	8153R	GW31-00-0009	PARA
R-31	1712	1011.3	12/6/2006	WG	F	CS		Rad	905.0	Strontium-90		0.0224	0.104	0.381		pCi/L	U	U	177502	GF06110G31R501	GELC
R-31	1712	1011.3	8/24/2005	WG	F	CS		Rad	905.0	Strontium-90		-0.0568	0.054	0.255		pCi/L	U	U	144084	GF0508G31R501	GELC
R-31	1712	1011.3	9/28/2001	WG	F	CS		Rad	905.0	Strontium-90	<	0.09	0.1	0.38		pCi/L	U	U	22S	GW31-01-0008	STSL
R-31	1712	1011.3	12/15/2000	WG	F	CS		Rad	905.0	Strontium-90		0.1	0.6	2		pCi/L		U	8153R	GW31-00-0010	PARA
R-31	1712	1011.3	12/6/2006	WG	UF	CS		Rad	905.0	Strontium-90		0.0792	0.105	0.377		pCi/L	U	U	177502	GU06110G31R501	GELC
R-31	1712	1011.3	8/24/2005	WG	UF	CS		Rad	905.0	Strontium-90		-0.0326	0.0538	0.249		pCi/L	U	U	144084	GU0508G31R501	GELC
R-31	1712	1011.3	12/15/2000	WG	UF	CS		Rad	905.0	Strontium-90		0.3	0.6	2		pCi/L		U	8153R	GW31-00-0009	PARA
R-31	1712	1011.3	12/6/2006	WG	UF	CS		Rad	LLEE	Tritium		-0.03193	0.28737	0.28737		pCi/L		U	2298	UU06110G31R501	UMTL
R-31	1712	1011.3	8/24/2005	WG	UF	CS		Rad	906.0	Tritium		122	65.3	213		pCi/L	U	U	144084	GU0508G31R501	GELC

Ancho Canyon Watershed Last Four Analytical Results  
for Sampling November 27 - December 8, 2006

Periodic Monitoring Report for Ancho Watershed

Location	Port	Depth (ft)	Date	Fld Matrix	Fld Prep	Lab Sample Type	Fld QC	Suite	Method	Analyte	Symbol	Result	1-sigma TPU	MDA	MDL	Units	Lab Qual	2nd Qual	Request	Sample	Lab
R-31	1712	1011.3	9/28/2001	WG	UF	CS		Rad	LLH3	Tritium		6.27	0.28	0	0	pCi/L		NQ	39S	GW31-01-0007	UMTL
R-31	1712	1011.3	12/15/2000	WG	UF	CS		Rad	906.0	Tritium		0.44	0.35	0	0	pCi/L		NQ	8152R	GW31-00-0009	UMTL
R-31	1712	1011.3	12/6/2006	WG	F	CS		Rad	H300	Uranium-234		0.102	0.0192	0.0544		pCi/L		J	177502	GF06110G31R501	GELC
R-31	1712	1011.3	8/24/2005	WG	F	CS		Rad	H300	Uranium-234		0.115	0.0168	0.0648		pCi/L		J	144084	GF0508G31R501	GELC
R-31	1712	1011.3	9/28/2001	WG	F	CS		Rad	H300	Uranium-234	<	0.0036	0.0036	0.0097		pCi/L	U	U	22S	GW31-01-0008	STSL
R-31	1712	1011.3	12/15/2000	WG	F	CS		Rad	H300	Uranium-234		0.08	0.01	0.03		pCi/L	LT		8153R	GW31-00-0010	PARA
R-31	1712	1011.3	12/6/2006	WG	UF	CS		Rad	H300	Uranium-234		0.0907	0.0186	0.0583		pCi/L		J	177502	GU06110G31R501	GELC
R-31	1712	1011.3	8/24/2005	WG	UF	CS		Rad	H300	Uranium-234		0.0965	0.0151	0.0654		pCi/L		J	144084	GU0508G31R501	GELC
R-31	1712	1011.3	12/15/2000	WG	UF	CS		Rad	H300	Uranium-234		0.1	0.02	0.06		pCi/L		NQ	8153R	GW31-00-0009	PARA
R-31	1712	1011.3	12/6/2006	WG	F	CS		Rad	H300	Uranium-235/Uranium-236		0.00633	0.00776	0.0555		pCi/L	U	U	177502	GF06110G31R501	GELC
R-31	1712	1011.3	8/24/2005	WG	F	CS		Rad	H300	Uranium-235/Uranium-236		0.0184	0.00792	0.0488		pCi/L	U	U	144084	GF0508G31R501	GELC
R-31	1712	1011.3	9/28/2001	WG	F	CS		Rad	H300	Uranium-235/Uranium-236	<	0.0036	0.0036	0.0097		pCi/L	U	U	22S	GW31-01-0008	STSL
R-31	1712	1011.3	12/15/2000	WG	F	CS		Rad	H300	Uranium-235/Uranium-236	<	0.0036	0.00485	0.0097		pCi/L	U	U	8153R	GW31-00-0010	PARA
R-31	1712	1011.3	12/6/2006	WG	UF	CS		Rad	H300	Uranium-235/Uranium-236		0.00679	0.0068	0.0595		pCi/L	U	U	177502	GU06110G31R501	GELC
R-31	1712	1011.3	8/24/2005	WG	UF	CS		Rad	H300	Uranium-235/Uranium-236		0.0053	0.00839	0.0492		pCi/L	U	U	144084	GU0508G31R501	GELC
R-31	1712	1011.3	12/15/2000	WG	UF	CS		Rad	H300	Uranium-235/Uranium-236	<	0.009	0.009	0.03		pCi/L	U	U	8153R	GW31-00-0009	PARA
R-31	1712	1011.3	12/6/2006	WG	F	CS		Rad	H300	Uranium-238		0.0256	0.0136	0.0385		pCi/L	U	U	177502	GF06110G31R501	GELC
R-31	1712	1011.3	8/24/2005	WG	F	CS		Rad	H300	Uranium-238		0.051	0.0111	0.0459		pCi/L		J	144084	GF0508G31R501	GELC
R-31	1712	1011.3	9/28/2001	WG	F	CS		Rad	H300	Uranium-238	<	0.01	0.0075	0.02		pCi/L	U	U	22S	GW31-01-0008	STSL
R-31	1712	1011.3	12/15/2000	WG	F	CS		Rad	H300	Uranium-238		0.03	0.01	0.03		pCi/L	LT	U	8153R	GW31-00-0010	PARA
R-31	1712	1011.3	12/6/2006	WG	UF	CS		Rad	H300	Uranium-238		0.022	0.0129	0.0413		pCi/L	U	U	177502	GU06110G31R501	GELC
R-31	1712	1011.3	8/24/2005	WG	UF	CS		Rad	H300	Uranium-238		0.0472	0.0116	0.0463		pCi/L		J	144084	GU0508G31R501	GELC
R-31	1712	1011.3	12/15/2000	WG	UF	CS		Rad	H300	Uranium-238	<	0.02	0.01	0.04		pCi/L	U	U	8153R	GW31-00-0009	PARA
R-31	1712	1011.3	12/6/2006	WG	UF	CS		SV	8270	Bis(2-ethylhexyl)phthalate	<	10.5			2.11	µg/L	U		177502	GU06110G31R501	GELC
R-31	1712	1011.3	8/24/2005	WG	UF	CS		SV	8270	Bis(2-ethylhexyl)phthalate	<	9.9				µg/L	U		144084	GU0508G31R501	GELC
R-31	1712	1011.3	9/28/2001	WG	UF	CS		SV	8270	Bis(2-ethylhexyl)phthalate	<	3.9			0.03	µg/L	J	U	16S	GW31-01-0007	GELC
R-31	1712	1011.3	12/6/2006	WG	UF	CS		SV	8270	Trichlorobenzene[1,2,4-]	<	10.5			2.11	µg/L	U		177502	GU06110G31R501	GELC
R-31	1712	1011.3	8/24/2005	WG	UF	CS		SV	8270	Trichlorobenzene[1,2,4-]	<	9.9				µg/L	U		144084	GU0508G31R501	GELC
R-31	1712	1011.3	9/28/2001	WG	UF	CS		SV	8270	Trichlorobenzene[1,2,4-]	<	12.5			1.51	µg/L	U	U	16S	GW31-01-0007	GELC
R-31	1712	1011.3	12/6/2006	WG	UF	CS		Voa	8260	Acetone	<	5			1.25	µg/L	U		177502	GU06110G31R501	GELC
R-31	1712	1011.3	12/6/2006	WG	UF	CS	FTB	Voa	8260	Acetone	<	5			1.25	µg/L	U		177502	GU06110G31R501-FTB	GELC
R-31	1712	1011.3	8/24/2005	WG	UF	CS		Voa	8260	Acetone		1.9				µg/L	J		144084	GU0508G31R501	GELC
R-31	1712	1011.3	8/24/2005	WG	UF	CS	FTB	Voa	8260	Acetone	<	5				µg/L	U		144084	GU0508G31R501-FTB	GELC
R-31	1712	1011.3	9/28/2001	WG	UF	CS		Voa	8260	Acetone		11.6			0.81	µg/L		NQ	16S	GW31-01-0007	GELC
R-31	1712	1011.3	12/15/2000	WG	UF	CS		Voa	8260	Acetone	<	30				µg/L	U	U	8141R	GW31-00-0003	PARA
R-31	1712	1011.3	12/6/2006	WG	UF	CS		Voa	8260	Toluene	<	1			0.25	µg/L	U		177502	GU06110G31R501	GELC
R-31	1712	1011.3	12/6/2006	WG	UF	CS	FTB	Voa	8260	Toluene	<	1			0.25	µg/L	U		177502	GU06110G31R501-FTB	GELC
R-31	1712	1011.3	8/24/2005	WG	UF	CS		Voa	8260	Toluene	<	1				µg/L	U		144084	GU0508G31R501	GELC
R-31	1712	1011.3	8/24/2005	WG	UF	CS	FTB	Voa	8260	Toluene	<	1				µg/L	U		144084	GU0508G31R501-FTB	GELC
R-31	1712	1011.3	9/28/2001	WG	UF	CS		Voa	8260	Toluene		1.9			0.21	µg/L		NQ	16S	GW31-01-0007	GELC
R-31	1712	1011.3	12/15/2000	WG	UF	CS		Voa	8260	Toluene	<	5				µg/L	U	U	8141R	GW31-00-0003	PARA
R-31	1712	1011.3	12/6/2006	WG	UF	CS		Voa	8260	Trichlorobenzene[1,2,4-]	<	1			0.3	µg/L	U		177502	GU06110G31R501	GELC
R-31	1712	1011.3	12/6/2006	WG	UF	CS	FTB	Voa	8260	Trichlorobenzene[1,2,4-]	<	1			0.3	µg/L	U		177502	GU06110G31R501-FTB	GELC
R-31	1712	1011.3	8/24/2005	WG	UF	CS		Voa	8260	Trichlorobenzene[1,2,4-]	<	1				µg/L	U		144084	GU0508G31R501	GELC
R-31	1712	1011.3	8/24/2005	WG	UF	CS	FTB	Voa	8260	Trichlorobenzene[1,2,4-]	<	1				µg/L	U		144084	GU0508G31R501-FTB	GELC
R-31	1712	1011.3	12/15/2000	WG	UF	CS		Voa	8260	Trichlorobenzene[1,2,4-]	<	5				µg/L	U	U	8141R	GW31-00-0003	PARA
Test Well DT-10	1811	1080	12/4/2006	WG	F	CS		Inorg	300	Chloride		1.53			0.066	mg/L			177228	GF061100G01T01	GELC
Test Well DT-10	1811	1080	12/4/2006	WG	F	CS	FD	Inorg	300	Chloride		1.58			0.066	mg/L			177228	GF061100G01T20	GELC
Test Well DT-10	1811	1080	7/19/2005	WG	F	CS		Inorg	300	Chloride		1.45			0.053	mg/L			141235	GF05070G01T01	GELC
Test Well DT-10	1811	1080	7/19/2005	WG	F	CS	FB	Inorg	300	Chloride	<	0.053			0.053	mg/L	U		141235	GF05070G01T01-FB	GELC
Test Well DT-10	1811	1080	12/4/2006	WG	UF	CS		Inorg	300	Chloride		1.51			0.066	mg/L			177228	GU061100G01T01	GELC



Ancho Canyon Watershed Last Four Analytical Results  
for Sampling November 27 - December 8, 2006

Periodic Monitoring Report for Ancho Watershed

Location	Port	Depth (ft)	Date	Fld Matrix	Fld Prep	Lab Sample Type	Fld QC	Suite	Method	Analyte	Symbol	Result	1-sigma TPU	MDA	MDL	Units	Lab Qual	2nd Qual	Request	Sample	Lab
Test Well DT-10	1811	1080	12/4/2006	WG	UF	CS	FD	Inorg	300	Chloride		1.53			0.066	mg/L			177228	GU061100G01T20	GELC
Test Well DT-10	1811	1080	6/22/2004	WG	UF	CS		Inorg	300	Chloride		1.57			0.0322	mg/L			115578	GU04060G01T01	GELC
Test Well DT-10	1811	1080	8/18/2003	WG	UF	CS		Inorg	300	Chloride		1.64			0.0322	mg/L			86692	GU03070G01T01	GELC
Test Well DT-10	1811	1080	4/10/2002	WG	UF	CS		Inorg	300	Chloride		1.57			0.025	mg/L			58894	GU02041G01T	GELC
Test Well DT-10	1811	1080	4/10/2002	WG	UF	DUP		Inorg	300	Chloride		1.56			0.025	mg/L			58894	GU02041G01T	GELC
Test Well DT-10	1811	1080	12/4/2006	WG	UF	CS		Isotope	EES	Deuterium Ratio		-80.47	0.05			permil			17796	EU061100G01T01	EES6
Test Well DT-10	1811	1080	12/4/2006	WG	UF	CS	FD	Isotope	EES	Deuterium Ratio		-80.88	0.36			permil			17797	EU061100G01T20	EES6
Test Well DT-10	1811	1080	12/4/2006	WG	F	CS		Inorg	300	Fluoride		0.211			0.033	mg/L			177228	GF061100G01T01	GELC
Test Well DT-10	1811	1080	12/4/2006	WG	F	CS	FD	Inorg	300	Fluoride		0.208			0.033	mg/L			177228	GF061100G01T20	GELC
Test Well DT-10	1811	1080	7/19/2005	WG	F	CS		Inorg	300	Fluoride	<	0.03			0.03	mg/L	U		141235	GF05070G01T01	GELC
Test Well DT-10	1811	1080	7/19/2005	WG	F	CS	FB	Inorg	300	Fluoride	<	0.03			0.03	mg/L	U		141235	GF05070G01T01-FB	GELC
Test Well DT-10	1811	1080	12/4/2006	WG	UF	CS		Inorg	300	Fluoride		0.208			0.033	mg/L			177228	GU061100G01T01	GELC
Test Well DT-10	1811	1080	12/4/2006	WG	UF	CS	FD	Inorg	300	Fluoride		0.208			0.033	mg/L			177228	GU061100G01T20	GELC
Test Well DT-10	1811	1080	6/22/2004	WG	UF	CS		Inorg	300	Fluoride		0.166			0.0553	mg/L			115578	GU04060G01T01	GELC
Test Well DT-10	1811	1080	8/18/2003	WG	UF	CS		Inorg	300	Fluoride		0.21			0.0553	mg/L			86692	GU03070G01T01	GELC
Test Well DT-10	1811	1080	4/10/2002	WG	UF	CS		Inorg	300	Fluoride		0.324			0.014	mg/L			58894	GU02041G01T	GELC
Test Well DT-10	1811	1080	4/10/2002	WG	UF	DUP		Inorg	300	Fluoride		0.336			0.014	mg/L			58894	GU02041G01T	GELC
Test Well DT-10	1811	1080	12/4/2006	WG	UF	CS		Isotope	EES	Oxygen-18/Oxygen-16 Ratio		-11.36	0.13			permil			17850	EU061100G01T01	EES6
Test Well DT-10	1811	1080	12/4/2006	WG	UF	CS	FD	Isotope	EES	Oxygen-18/Oxygen-16 Ratio		-11.65	0.13			permil			17851	EU061100G01T20	EES6
Test Well DT-10	1811	1080	12/4/2006	WG	F	CS		Inorg	300	Sulfate		1.33			0.1	mg/L			177228	GF061100G01T01	GELC
Test Well DT-10	1811	1080	12/4/2006	WG	F	CS	FD	Inorg	300	Sulfate		1.36			0.1	mg/L			177228	GF061100G01T20	GELC
Test Well DT-10	1811	1080	7/19/2005	WG	F	CS		Inorg	300	Sulfate		0.974			0.057	mg/L			141235	GF05070G01T01	GELC
Test Well DT-10	1811	1080	7/19/2005	WG	F	CS	FB	Inorg	300	Sulfate	<	0.057			0.057	mg/L	U		141235	GF05070G01T01-FB	GELC
Test Well DT-10	1811	1080	12/4/2006	WG	UF	CS		Inorg	300	Sulfate		1.34			0.1	mg/L			177228	GU061100G01T01	GELC
Test Well DT-10	1811	1080	12/4/2006	WG	UF	CS	FD	Inorg	300	Sulfate		1.37			0.1	mg/L			177228	GU061100G01T20	GELC
Test Well DT-10	1811	1080	6/22/2004	WG	UF	CS		Inorg	300	Sulfate		1.22			0.193	mg/L			115578	GU04060G01T01	GELC
Test Well DT-10	1811	1080	8/18/2003	WG	UF	CS		Inorg	300	Sulfate		1.36			0.193	mg/L			86692	GU03070G01T01	GELC
Test Well DT-10	1811	1080	4/10/2002	WG	UF	CS		Inorg	300	Sulfate		1.37			0.062	mg/L			58894	GU02041G01T	GELC
Test Well DT-10	1811	1080	4/10/2002	WG	UF	DUP		Inorg	300	Sulfate		1.52			0.062	mg/L			58894	GU02041G01T	GELC
Test Well DT-10	1811	1080	12/4/2006	WG	F	CS		Inorg	310.1	Alkalinity-CO <sub>3</sub>		0.856			0.725	mg/L	J		177228	GF061100G01T01	GELC
Test Well DT-10	1811	1080	12/4/2006	WG	F	CS	FD	Inorg	310.1	Alkalinity-CO <sub>3</sub>		0.8			0.725	mg/L	J		177228	GF061100G01T20	GELC
Test Well DT-10	1811	1080	7/19/2005	WG	F	CS		Inorg	310.1	Alkalinity-CO <sub>3</sub>	<	1.45			1.45	mg/L	U		141235	GF05070G01T01	GELC
Test Well DT-10	1811	1080	7/19/2005	WG	F	CS	FB	Inorg	310.1	Alkalinity-CO <sub>3</sub>	<	1.45			1.45	mg/L	U		141235	GF05070G01T01-FB	GELC
Test Well DT-10	1811	1080	12/4/2006	WG	UF	CS		Inorg	310.1	Alkalinity-CO <sub>3</sub>		0.924			0.725	mg/L	J		177228	GU061100G01T01	GELC
Test Well DT-10	1811	1080	12/4/2006	WG	UF	CS	FD	Inorg	310.1	Alkalinity-CO <sub>3</sub>		0.849			0.725	mg/L	J		177228	GU061100G01T20	GELC
Test Well DT-10	1811	1080	6/22/2004	WG	UF	CS		Inorg	310.1	Alkalinity-CO <sub>3</sub>	<	1.45			1.45	mg/L	U		115578	GU04060G01T01	GELC
Test Well DT-10	1811	1080	8/18/2003	WG	UF	CS		Inorg	310.1	Alkalinity-CO <sub>3</sub>	<	1.45			1.45	mg/L	U		86692	GU03070G01T01	GELC
Test Well DT-10	1811	1080	4/10/2002	WG	UF	CS		Inorg	310.1	Alkalinity-CO <sub>3</sub>	<	1.45			1.45	mg/L	U		58894	GU02041G01T	GELC
Test Well DT-10	1811	1080	4/10/2002	WG	UF	DUP		Inorg	310.1	Alkalinity-CO <sub>3</sub>	<	1.45			1.45	mg/L	U		58894	GU02041G01T	GELC
Test Well DT-10	1811	1080	12/4/2006	WG	F	CS		Inorg	310.1	Alkalinity-CO <sub>3</sub> +HCO <sub>3</sub>		63.9			0.725	mg/L			177228	GF061100G01T01	GELC
Test Well DT-10	1811	1080	12/4/2006	WG	F	CS	FD	Inorg	310.1	Alkalinity-CO <sub>3</sub> +HCO <sub>3</sub>		63.9			0.725	mg/L			177228	GF061100G01T20	GELC
Test Well DT-10	1811	1080	7/19/2005	WG	F	CS		Inorg	310.1	Alkalinity-CO <sub>3</sub> +HCO <sub>3</sub>		63.7			1.45	mg/L			141235	GF05070G01T01	GELC
Test Well DT-10	1811	1080	7/19/2005	WG	F	CS	FB	Inorg	310.1	Alkalinity-CO <sub>3</sub> +HCO <sub>3</sub>		3.24			1.45	mg/L			141235	GF05070G01T01-FB	GELC
Test Well DT-10	1811	1080	12/4/2006	WG	UF	CS		Inorg	310.1	Alkalinity-CO <sub>3</sub> +HCO <sub>3</sub>		64.5			0.725	mg/L			177228	GU061100G01T01	GELC
Test Well DT-10	1811	1080	12/4/2006	WG	UF	CS	FD	Inorg	310.1	Alkalinity-CO <sub>3</sub> +HCO <sub>3</sub>		63.4			0.725	mg/L			177228	GU061100G01T20	GELC
Test Well DT-10	1811	1080	6/22/2004	WG	UF	CS		Inorg	310.1	Alkalinity-CO <sub>3</sub> +HCO <sub>3</sub>		110			1.45	mg/L			115578	GU04060G01T01	GELC
Test Well DT-10	1811	1080	8/18/2003	WG	UF	CS		Inorg	310.1	Alkalinity-CO <sub>3</sub> +HCO <sub>3</sub>		56			1.45	mg/L			86692	GU03070G01T01	GELC

Ancho Canyon Watershed Last Four Analytical Results  
for Sampling November 27 - December 8, 2006

Periodic Monitoring Report for Ancho Watershed

Location	Port	Depth (ft)	Date	Fld Matrix	Fld Prep	Lab Sample Type	Fld QC	Suite	Method	Analyte	Symbol	Result	1-sigma TPU	MDA	MDL	Units	Lab Qual	2nd Qual	Request	Sample	Lab
Test Well DT-10	1811	1080	4/10/2002	WG	UF	CS		Inorg	310.1	Alkalinity-CO <sub>3</sub> +HCO <sub>3</sub>		65.7			1.45	mg/L			58894	GU02041G01T	GELC
Test Well DT-10	1811	1080	4/10/2002	WG	UF	DUP		Inorg	310.1	Alkalinity-CO <sub>3</sub> +HCO <sub>3</sub>		64.6			1.45	mg/L			58894	GU02041G01T	GELC
Test Well DT-10	1811	1080	12/4/2006	WG	F	CS		Inorg	6010	Calcium		11.8			0.036	mg/L			177228	GF061100G01T01	GELC
Test Well DT-10	1811	1080	12/4/2006	WG	F	CS	FD	Inorg	6010	Calcium		11.5			0.036	mg/L			177228	GF061100G01T20	GELC
Test Well DT-10	1811	1080	7/19/2005	WG	F	CS		Inorg	6010	Calcium		11.1			0.036	mg/L			141235	GF05070G01T01	GELC
Test Well DT-10	1811	1080	7/19/2005	WG	F	CS	FB	Inorg	6010	Calcium	<	0.036			0.036	mg/L	U		141235	GF05070G01T01-FB	GELC
Test Well DT-10	1811	1080	12/4/2006	WG	UF	CS		Inorg	6010	Calcium		12.2			0.036	mg/L			177228	GU061100G01T01	GELC
Test Well DT-10	1811	1080	12/4/2006	WG	UF	CS	FD	Inorg	6010	Calcium		11.7			0.036	mg/L			177228	GU061100G01T20	GELC
Test Well DT-10	1811	1080	7/19/2005	WG	UF	CS		Inorg	6010	Calcium		11.7			0.036	mg/L			141235	GU05070G01T01	GELC
Test Well DT-10	1811	1080	7/19/2005	WG	UF	CS	FB	Inorg	6010	Calcium	<	0.036			0.036	mg/L	U		141235	GU05070G01T01-FB	GELC
Test Well DT-10	1811	1080	6/22/2004	WG	UF	CS		Inorg	6010	Calcium		12.7			0.0055	mg/L			115578	GU04060G01T01	GELC
Test Well DT-10	1811	1080	8/18/2003	WG	UF	CS		Inorg	6010	Calcium		12.6			0.00554	mg/L			86692	GU03070G01T01	GELC
Test Well DT-10	1811	1080	12/4/2006	WG	F	CS		Inorg	A2340	Hardness		44.2			0.085	mg/L			177228	GF061100G01T01	GELC
Test Well DT-10	1811	1080	12/4/2006	WG	F	CS	FD	Inorg	A2340	Hardness		43.3			0.085	mg/L			177228	GF061100G01T20	GELC
Test Well DT-10	1811	1080	7/19/2005	WG	F	CS		Inorg	A2340	Hardness		41.5			0.085	mg/L			141235	GF05070G01T01	GELC
Test Well DT-10	1811	1080	7/19/2005	WG	F	CS	FB	Inorg	A2340	Hardness	<	0.085			0.085	mg/L	U		141235	GF05070G01T01-FB	GELC
Test Well DT-10	1811	1080	12/4/2006	WG	UF	CS		Inorg	A2340	Hardness		45.7			0.085	mg/L			177228	GU061100G01T01	GELC
Test Well DT-10	1811	1080	12/4/2006	WG	UF	CS	FD	Inorg	A2340	Hardness		43.9			0.085	mg/L			177228	GU061100G01T20	GELC
Test Well DT-10	1811	1080	7/19/2005	WG	UF	CS		Inorg	A2340	Hardness		43.7			0.085	mg/L			141235	GU05070G01T01	GELC
Test Well DT-10	1811	1080	7/19/2005	WG	UF	CS	FB	Inorg	A2340	Hardness	<	0.085			0.085	mg/L	U		141235	GU05070G01T01-FB	GELC
Test Well DT-10	1811	1080	6/22/2004	WG	UF	CS		Inorg	200.7	Hardness		47.4			0.00554	mg/L			115578	GU04060G01T01	GELC
Test Well DT-10	1811	1080	8/18/2003	WG	UF	CS		Inorg	200.7	Hardness		47.2			0.00554	mg/L			86692	GU03070G01T01	GELC
Test Well DT-10	1811	1080	12/4/2006	WG	F	CS		Inorg	6010	Magnesium		3.59			0.085	mg/L			177228	GF061100G01T01	GELC
Test Well DT-10	1811	1080	12/4/2006	WG	F	CS	FD	Inorg	6010	Magnesium		3.51			0.085	mg/L			177228	GF061100G01T20	GELC
Test Well DT-10	1811	1080	7/19/2005	WG	F	CS		Inorg	6010	Magnesium		3.34			0.085	mg/L			141235	GF05070G01T01	GELC
Test Well DT-10	1811	1080	7/19/2005	WG	F	CS	FB	Inorg	6010	Magnesium	<	0.085			0.085	mg/L	U		141235	GF05070G01T01-FB	GELC
Test Well DT-10	1811	1080	12/4/2006	WG	UF	CS		Inorg	6010	Magnesium		3.71			0.085	mg/L			177228	GU061100G01T01	GELC
Test Well DT-10	1811	1080	12/4/2006	WG	UF	CS	FD	Inorg	6010	Magnesium		3.56			0.085	mg/L			177228	GU061100G01T20	GELC
Test Well DT-10	1811	1080	7/19/2005	WG	UF	CS		Inorg	6010	Magnesium		3.53			0.085	mg/L			141235	GU05070G01T01	GELC
Test Well DT-10	1811	1080	7/19/2005	WG	UF	CS	FB	Inorg	6010	Magnesium	<	0.085			0.085	mg/L	U		141235	GU05070G01T01-FB	GELC
Test Well DT-10	1811	1080	6/22/2004	WG	UF	CS		Inorg	6010	Magnesium		3.82			0.0052	mg/L			115578	GU04060G01T01	GELC
Test Well DT-10	1811	1080	8/18/2003	WG	UF	CS		Inorg	6010	Magnesium		3.84			0.00518	mg/L			86692	GU03070G01T01	GELC
Test Well DT-10	1811	1080	12/4/2006	WG	F	CS		Inorg	353.1	Nitrate-Nitrite as N		0.208			0.014	mg/L			177228	GF061100G01T01	GELC
Test Well DT-10	1811	1080	12/4/2006	WG	F	CS	FD	Inorg	353.1	Nitrate-Nitrite as N		0.209			0.014	mg/L			177228	GF061100G01T20	GELC
Test Well DT-10	1811	1080	7/19/2005	WG	F	CS		Inorg	353.1	Nitrate-Nitrite as N		0.189			0.017	mg/L			141235	GF05070G01T01	GELC
Test Well DT-10	1811	1080	7/19/2005	WG	F	CS	FB	Inorg	353.1	Nitrate-Nitrite as N	<	0.017			0.017	mg/L	U		141235	GF05070G01T01-FB	GELC
Test Well DT-10	1811	1080	12/4/2006	WG	UF	CS		Inorg	353.1	Nitrate-Nitrite as N		0.206			0.014	mg/L			177228	GU061100G01T01	GELC
Test Well DT-10	1811	1080	12/4/2006	WG	UF	CS	FD	Inorg	353.1	Nitrate-Nitrite as N		0.219			0.014	mg/L			177228	GU061100G01T20	GELC
Test Well DT-10	1811	1080	6/22/2004	WG	UF	CS		Inorg	353.1	Nitrate-Nitrite as N		0.17			0.01	mg/L			115578	GU04060G01T01	GELC
Test Well DT-10	1811	1080	8/18/2003	WG	UF	CS		Inorg	353.1	Nitrate-Nitrite as N		0.2			0.01	mg/L			86692	GU03070G01T01	GELC
Test Well DT-10	1811	1080	8/18/2003	WG	UF	DUP		Inorg	353.1	Nitrate-Nitrite as N		0.2			0.01	mg/L			86692	GU03070G01T01	GELC
Test Well DT-10	1811	1080	4/10/2002	WG	UF	CS		Inorg	353.1	Nitrate-Nitrite as N		0.22			0.0069	mg/L			58894	GU02041G01T	GELC
Test Well DT-10	1811	1080	12/4/2006	WG	F	CS		Inorg	314.0	Perchlorate	<	4			4	µg/L	U		177228	GF061100G01T01	GELC
Test Well DT-10	1811	1080	12/4/2006	WG	F	CS		Inorg	6850	Perchlorate		0.169			0.05	µg/L	J		177228	GF061100G01T01	GELC
Test Well DT-10	1811	1080	12/4/2006	WG	F	CS	FD	Inorg	6850	Perchlorate		0.171			0.05	µg/L	J		177228	GF061100G01T20	GELC
Test Well DT-10	1811	1080	12/4/2006	WG	F	CS	FD	Inorg	314.0	Perchlorate	<	4			4	µg/L	U		177228	GF061100G01T20	GELC
Test Well DT-10	1811	1080	7/19/2005	WG	F	CS		Inorg	314.0	Perchlorate	<	4			4	µg/L	U		141235	GF05070G01T01	GELC
Test Well DT-10	1811	1080	7/19/2005	WG	F	CS		Inorg	6850	Perchlorate		0.164			0.05	µg/L	J		141235	GF05070G01T01	GELC
Test Well DT-10	1811	1080	7/19/2005	WG	F	CS	FB	Inorg	314.0	Perchlorate	<	4			4	µg/L	U		141235	GF05070G01T01-FB	GELC
Test Well DT-10	1811	1080	7/19/2005	WG	F	CS	FB	Inorg	6850	Perchlorate	<	0.05			0.05	µg/L	U		141235	GF05070G01T01-FB	GELC
Test Well DT-10	1811	1080	12/4/2006	WG	F	CS		Inorg	150.1	pH		8.27			0.01	SU	H	J	177228	GF061100G01T01	GELC

Ancho Canyon Watershed Last Four Analytical Results  
for Sampling November 27 - December 8, 2006

Periodic Monitoring Report for Ancho Watershed

Location	Port	Depth (ft)	Date	Fld Matrix	Fld Prep	Lab Sample Type	Fld QC	Suite	Method	Analyte	Symbol	Result	1-sigma TPU	MDA	MDL	Units	Lab Qual	2nd Qual	Request	Sample	Lab
Test Well DT-10	1811	1080	12/4/2006	WG	F	CS	FD	Inorg	150.1	pH		8.31			0.01	SU	H	J	177228	GF061100G01T20	GELC
Test Well DT-10	1811	1080	7/19/2005	WG	F	CS		Inorg	150.1	pH		7.72			0.01	SU	H	J	141235	GF05070G01T01	GELC
Test Well DT-10	1811	1080	7/19/2005	WG	F	CS	FB	Inorg	150.1	pH		5.05			0.01	SU	H	J	141235	GF05070G01T01-FB	GELC
Test Well DT-10	1811	1080	12/4/2006	WG	UF	CS		Inorg	150.1	pH		8.21			0.01	SU	H	J	177228	GU061100G01T01	GELC
Test Well DT-10	1811	1080	12/4/2006	WG	UF	CS	FD	Inorg	150.1	pH		8.22			0.01	SU	H	J	177228	GU061100G01T20	GELC
Test Well DT-10	1811	1080	6/22/2004	WG	UF	CS		Inorg	150.1	pH		8.04				SU	H	J	115578	GU04060G01T01	GELC
Test Well DT-10	1811	1080	8/18/2003	WG	UF	CS		Inorg	150.1	pH		7.68			0.01	SU	H	J	86692	GU03070G01T01	GELC
Test Well DT-10	1811	1080	12/4/2006	WG	F	CS		Inorg	6010	Potassium		1.33			0.05	mg/L			177228	GF061100G01T01	GELC
Test Well DT-10	1811	1080	12/4/2006	WG	F	CS	FD	Inorg	6010	Potassium		1.3			0.05	mg/L			177228	GF061100G01T20	GELC
Test Well DT-10	1811	1080	7/19/2005	WG	F	CS		Inorg	6010	Potassium		1.24			0.05	mg/L			141235	GF05070G01T01	GELC
Test Well DT-10	1811	1080	7/19/2005	WG	F	CS	FB	Inorg	6010	Potassium	<	0.05			0.05	mg/L	U		141235	GF05070G01T01-FB	GELC
Test Well DT-10	1811	1080	12/4/2006	WG	UF	CS		Inorg	6010	Potassium		1.35			0.05	mg/L			177228	GU061100G01T01	GELC
Test Well DT-10	1811	1080	12/4/2006	WG	UF	CS	FD	Inorg	6010	Potassium		1.31			0.05	mg/L			177228	GU061100G01T20	GELC
Test Well DT-10	1811	1080	7/19/2005	WG	UF	CS		Inorg	6010	Potassium		1.3			0.05	mg/L			141235	GU05070G01T01	GELC
Test Well DT-10	1811	1080	7/19/2005	WG	UF	CS	FB	Inorg	6010	Potassium	<	0.05			0.05	mg/L	U		141235	GU05070G01T01-FB	GELC
Test Well DT-10	1811	1080	6/22/2004	WG	UF	CS		Inorg	6010	Potassium		1.37			0.0165	mg/L			115578	GU04060G01T01	GELC
Test Well DT-10	1811	1080	8/18/2003	WG	UF	CS		Inorg	6010	Potassium		1.45			0.0165	mg/L			86692	GU03070G01T01	GELC
Test Well DT-10	1811	1080	12/4/2006	WG	F	CS		Inorg	6010	Silicon Dioxide		63.9			0.032	mg/L			177228	GF061100G01T01	GELC
Test Well DT-10	1811	1080	12/4/2006	WG	F	CS	FD	Inorg	6010	Silicon Dioxide		62.5			0.032	mg/L			177228	GF061100G01T20	GELC
Test Well DT-10	1811	1080	7/19/2005	WG	F	CS		Inorg	6010	Silicon Dioxide		58.4			0.032	mg/L			141235	GF05070G01T01	GELC
Test Well DT-10	1811	1080	7/19/2005	WG	F	CS	FB	Inorg	6010	Silicon Dioxide		0.26			0.032	mg/L		J-	141235	GF05070G01T01-FB	GELC
Test Well DT-10	1811	1080	12/4/2006	WG	UF	CS		Inorg	6010	Silicon Dioxide		64.6			0.032	mg/L			177228	GU061100G01T01	GELC
Test Well DT-10	1811	1080	12/4/2006	WG	UF	CS	FD	Inorg	6010	Silicon Dioxide		63			0.032	mg/L			177228	GU061100G01T20	GELC
Test Well DT-10	1811	1080	7/19/2005	WG	UF	CS		Inorg	6010	Silicon Dioxide		61.6			0.032	mg/L			141235	GU05070G01T01	GELC
Test Well DT-10	1811	1080	7/19/2005	WG	UF	CS	FB	Inorg	6010	Silicon Dioxide	<	0.075			0.032	mg/L	J	U, J-	141235	GU05070G01T01-FB	GELC
Test Well DT-10	1811	1080	6/22/2004	WG	UF	CS		Inorg	6010	Silicon Dioxide		64.8			0.0212	mg/L			115578	GU04060G01T01	GELC
Test Well DT-10	1811	1080	8/18/2003	WG	UF	CS		Inorg	6010	Silicon Dioxide		60.8			0.0212	mg/L			86692	GU03070G01T01	GELC
Test Well DT-10	1811	1080	12/4/2006	WG	F	CS		Inorg	6010	Sodium		11.1			0.045	mg/L			177228	GF061100G01T01	GELC
Test Well DT-10	1811	1080	12/4/2006	WG	F	CS	FD	Inorg	6010	Sodium		10.9			0.045	mg/L			177228	GF061100G01T20	GELC
Test Well DT-10	1811	1080	7/19/2005	WG	F	CS		Inorg	6010	Sodium		10.4			0.045	mg/L			141235	GF05070G01T01	GELC
Test Well DT-10	1811	1080	7/19/2005	WG	F	CS	FB	Inorg	6010	Sodium		0.0481			0.045	mg/L	J		141235	GF05070G01T01-FB	GELC
Test Well DT-10	1811	1080	12/4/2006	WG	UF	CS		Inorg	6010	Sodium		11.2			0.045	mg/L			177228	GU061100G01T01	GELC
Test Well DT-10	1811	1080	12/4/2006	WG	UF	CS	FD	Inorg	6010	Sodium		11			0.045	mg/L			177228	GU061100G01T20	GELC
Test Well DT-10	1811	1080	7/19/2005	WG	UF	CS		Inorg	6010	Sodium		11			0.045	mg/L			141235	GU05070G01T01	GELC
Test Well DT-10	1811	1080	7/19/2005	WG	UF	CS	FB	Inorg	6010	Sodium	<	0.045			0.045	mg/L	U		141235	GU05070G01T01-FB	GELC
Test Well DT-10	1811	1080	6/22/2004	WG	UF	CS		Inorg	6010	Sodium		11.2			0.0144	mg/L			115578	GU04060G01T01	GELC
Test Well DT-10	1811	1080	8/18/2003	WG	UF	CS		Inorg	6010	Sodium		11.4			0.0144	mg/L			86692	GU03070G01T01	GELC
Test Well DT-10	1811	1080	12/4/2006	WG	F	CS		Inorg	120.1	Specific Conductance		137			1	uS/cm			177228	GF061100G01T01	GELC
Test Well DT-10	1811	1080	12/4/2006	WG	F	CS	FD	Inorg	120.1	Specific Conductance		136			1	uS/cm			177228	GF061100G01T20	GELC
Test Well DT-10	1811	1080	7/19/2005	WG	F	CS		Inorg	120.1	Specific Conductance		120			1	uS/cm			141235	GF05070G01T01	GELC
Test Well DT-10	1811	1080	7/19/2005	WG	F	CS	FB	Inorg	120.1	Specific Conductance		1.58			1	uS/cm			141235	GF05070G01T01-FB	GELC
Test Well DT-10	1811	1080	12/4/2006	WG	UF	CS		Inorg	120.1	Specific Conductance		135			1	uS/cm			177228	GU061100G01T01	GELC
Test Well DT-10	1811	1080	12/4/2006	WG	UF	CS	FD	Inorg	120.1	Specific Conductance		134			1	uS/cm			177228	GU061100G01T20	GELC
Test Well DT-10	1811	1080	6/22/2004	WG	UF	CS		Inorg	9050	Specific Conductance		134			1	uS/cm			115578	GU04060G01T01	GELC
Test Well DT-10	1811	1080	8/18/2003	WG	UF	CS		Inorg	9050	Specific Conductance		141			1	uS/cm			86692	GU03070G01T01	GELC
Test Well DT-10	1811	1080	12/4/2006	WG	F	CS		Inorg	160.1	Total Dissolved Solids		31			2.38	mg/L		J+	177228	GF061100G01T01	GELC
Test Well DT-10	1811	1080	12/4/2006	WG	F	CS		Inorg	160.1	Total Dissolved Solids		102			2.38	mg/L			177228	GU061100G01T01	GELC
Test Well DT-10	1811	1080	12/4/2006	WG	F	CS	FD	Inorg	160.1	Total Dissolved Solids		105			2.38	mg/L			177228	GU061100G01T20	GELC
Test Well DT-10	1811	1080	12/4/2006	WG	F	CS	FD	Inorg	160.1	Total Dissolved Solids		118			2.38	mg/L			177228	GF061100G01T20	GELC
Test Well DT-10	1811	1080	7/19/2005	WG	F	CS		Inorg	160.1	Total Dissolved Solids		164			2.38	mg/L			141235	GF05070G01T01	GELC
Test Well DT-10	1811	1080	7/19/2005	WG	F	CS	FB	Inorg	160.1	Total Dissolved Solids		86			2.38	mg/L			141235	GF05070G01T01-FB	GELC

Ancho Canyon Watershed Last Four Analytical Results  
for Sampling November 27 - December 8, 2006

Periodic Monitoring Report for Ancho Watershed

Location	Port	Depth (ft)	Date	Fld Matrix	Fld Prep	Lab Sample Type	Fld QC	Suite	Method	Analyte	Symbol	Result	1-sigma TPU	MDA	MDL	Units	Lab Qual	2nd Qual	Request	Sample	Lab
Test Well DT-10	1811	1080	6/22/2004	WG	F	CS		Inorg	160.1	Total Dissolved Solids		116			3.07	mg/L			115578	GU04060G01T01	GELC
Test Well DT-10	1811	1080	8/18/2003	WG	F	CS		Inorg	160.1	Total Dissolved Solids		134			3.07	mg/L		J	86692	GU03070G01T01	GELC
Test Well DT-10	1811	1080	12/4/2006	WG	F	CS		Inorg	351.2	Total Kjeldahl Nitrogen		0.048			0.01	mg/L	J	JN-	177228	GF061100G01T01	GELC
Test Well DT-10	1811	1080	12/4/2006	WG	F	CS	FD	Inorg	351.2	Total Kjeldahl Nitrogen		0.052			0.01	mg/L	J		177228	GF061100G01T20	GELC
Test Well DT-10	1811	1080	7/19/2005	WG	F	CS		Inorg	351.2	Total Kjeldahl Nitrogen	<	0.01			0.01	mg/L	U	UJ	141235	GF05070G01T01	GELC
Test Well DT-10	1811	1080	7/19/2005	WG	F	CS	FB	Inorg	351.2	Total Kjeldahl Nitrogen	<	0.01			0.01	mg/L	U	UJ	141235	GF05070G01T01-FB	GELC
Test Well DT-10	1811	1080	12/4/2006	WG	UF	CS		Inorg	351.2	Total Kjeldahl Nitrogen		0.105			0.01	mg/L			177228	GU061100G01T01	GELC
Test Well DT-10	1811	1080	12/4/2006	WG	UF	CS	FD	Inorg	351.2	Total Kjeldahl Nitrogen		0.081			0.01	mg/L	J		177228	GU061100G01T20	GELC
Test Well DT-10	1811	1080	12/4/2006	WG	UF	CS		Inorg	9060	Total Organic Carbon	<	0.33			0.33	mg/L	U		177228	GU061100G01T01	GELC
Test Well DT-10	1811	1080	12/4/2006	WG	UF	CS	FD	Inorg	9060	Total Organic Carbon		0.347			0.33	mg/L	J		177228	GU061100G01T20	GELC
Test Well DT-10	1811	1080	12/4/2006	WG	F	CS		Met	6010	Barium		7			1	µg/L			177228	GF061100G01T01	GELC
Test Well DT-10	1811	1080	12/4/2006	WG	F	CS	FD	Met	6010	Barium		6.7			1	µg/L			177228	GF061100G01T20	GELC
Test Well DT-10	1811	1080	7/19/2005	WG	F	CS		Met	6010	Barium		6.3			1	µg/L			141235	GF05070G01T01	GELC
Test Well DT-10	1811	1080	7/19/2005	WG	F	CS	FB	Met	6010	Barium	<	1			1	µg/L	U		141235	GF05070G01T01-FB	GELC
Test Well DT-10	1811	1080	12/4/2006	WG	UF	CS		Met	6010	Barium		8.6			1	µg/L			177228	GU061100G01T01	GELC
Test Well DT-10	1811	1080	12/4/2006	WG	UF	CS	FD	Met	6010	Barium		7.2			1	µg/L			177228	GU061100G01T20	GELC
Test Well DT-10	1811	1080	7/19/2005	WG	UF	CS		Met	6010	Barium		7			1	µg/L			141235	GU05070G01T01	GELC
Test Well DT-10	1811	1080	7/19/2005	WG	UF	CS	FB	Met	6010	Barium	<	1			1	µg/L	U		141235	GU05070G01T01-FB	GELC
Test Well DT-10	1811	1080	6/22/2004	WG	UF	CS		Met	6010	Barium		7.08			0.22	µg/L			115578	GU04060G01T01	GELC
Test Well DT-10	1811	1080	8/18/2003	WG	UF	CS		Met	6010	Barium		8.32			0.222	µg/L			86692	GU03070G01T01	GELC
Test Well DT-10	1811	1080	12/4/2006	WG	F	CS		Met	6010	Boron		11.7			10	µg/L	J		177228	GF061100G01T01	GELC
Test Well DT-10	1811	1080	12/4/2006	WG	F	CS	FD	Met	6010	Boron		11.7			10	µg/L	J		177228	GF061100G01T20	GELC
Test Well DT-10	1811	1080	7/19/2005	WG	F	CS		Met	6010	Boron		11.3			10	µg/L	J		141235	GF05070G01T01	GELC
Test Well DT-10	1811	1080	7/19/2005	WG	F	CS	FB	Met	6010	Boron	<	10			10	µg/L	U		141235	GF05070G01T01-FB	GELC
Test Well DT-10	1811	1080	12/4/2006	WG	UF	CS		Met	6010	Boron		10.6			10	µg/L	J		177228	GU061100G01T01	GELC
Test Well DT-10	1811	1080	12/4/2006	WG	UF	CS	FD	Met	6010	Boron		10.6			10	µg/L	J		177228	GU061100G01T20	GELC
Test Well DT-10	1811	1080	7/19/2005	WG	UF	CS		Met	6010	Boron		12			10	µg/L	J		141235	GU05070G01T01	GELC
Test Well DT-10	1811	1080	7/19/2005	WG	UF	CS	FB	Met	6010	Boron	<	10			10	µg/L	U		141235	GU05070G01T01-FB	GELC
Test Well DT-10	1811	1080	6/22/2004	WG	UF	CS		Met	6010	Boron		11.1			4.9	µg/L	B		115578	GU04060G01T01	GELC
Test Well DT-10	1811	1080	8/18/2003	WG	UF	CS		Met	6010	Boron		20.1			4.88	µg/L	B		86692	GU03070G01T01	GELC
Test Well DT-10	1811	1080	12/4/2006	WG	F	CS		Met	6010	Iron	<	18			18	µg/L	U		177228	GF061100G01T01	GELC
Test Well DT-10	1811	1080	12/4/2006	WG	F	CS	FD	Met	6010	Iron	<	18			18	µg/L	U		177228	GF061100G01T20	GELC
Test Well DT-10	1811	1080	7/19/2005	WG	F	CS		Met	6010	Iron		18.5			18	µg/L	J		141235	GF05070G01T01	GELC
Test Well DT-10	1811	1080	7/19/2005	WG	F	CS	FB	Met	6010	Iron	<	18			18	µg/L	U		141235	GF05070G01T01-FB	GELC
Test Well DT-10	1811	1080	12/4/2006	WG	UF	CS	FD	Met	6010	Iron		672			18	µg/L			177228	GU061100G01T01	GELC
Test Well DT-10	1811	1080	12/4/2006	WG	UF	CS	FD	Met	6010	Iron		106			18	µg/L			177228	GU061100G01T20	GELC
Test Well DT-10	1811	1080	7/19/2005	WG	UF	CS		Met	6010	Iron	<	132			18	µg/L		UJ	141235	GU05070G01T01	GELC
Test Well DT-10	1811	1080	7/19/2005	WG	UF	CS	FB	Met	6010	Iron		188			18	µg/L			141235	GU05070G01T01-FB	GELC
Test Well DT-10	1811	1080	6/22/2004	WG	UF	CS		Met	6010	Iron		142			12.6	µg/L			115578	GU04060G01T01	GELC
Test Well DT-10	1811	1080	8/18/2003	WG	UF	CS		Met	6010	Iron		915			12.6	µg/L			86692	GU03070G01T01	GELC
Test Well DT-10	1811	1080	12/4/2006	WG	F	CS		Met	6020	Lead	<	0.5			0.5	µg/L	U		177228	GF061100G01T01	GELC
Test Well DT-10	1811	1080	12/4/2006	WG	F	CS	FD	Met	6020	Lead	<	0.5			0.5	µg/L	U		177228	GF061100G01T20	GELC
Test Well DT-10	1811	1080	7/19/2005	WG	F	CS		Met	6020	Lead		2.6			0.5	µg/L			141235	GF05070G01T01	GELC
Test Well DT-10	1811	1080	7/19/2005	WG	F	CS	FB	Met	6020	Lead	<	0.5			0.5	µg/L	U		141235	GF05070G01T01-FB	GELC
Test Well DT-10	1811	1080	12/4/2006	WG	UF	CS		Met	6020	Lead		1.2			0.5	µg/L	J		177228	GU061100G01T01	GELC
Test Well DT-10	1811	1080	12/4/2006	WG	UF	CS	FD	Met	6020	Lead		0.64			0.5	µg/L	J		177228	GU061100G01T20	GELC
Test Well DT-10	1811	1080	7/19/2005	WG	UF	CS		Met	6020	Lead		1.1			0.5	µg/L	J		141235	GU05070G01T01	GELC
Test Well DT-10	1811	1080	7/19/2005	WG	UF	CS	FB	Met	6020	Lead	<	0.5			0.5	µg/L	U		141235	GU05070G01T01-FB	GELC
Test Well DT-10	1811	1080	6/22/2004	WG	UF	CS		Met	6020	Lead		0.703			0.05	µg/L	B		115578	GU04060G01T01	GELC
Test Well DT-10	1811	1080	8/18/2003	WG	UF	CS		Met	6020	Lead		0.855			0.05	µg/L	B		86692	GU03070G01T01	GELC
Test Well DT-10	1811	1080	12/4/2006	WG	F	CS		Met	6010	Manganese	<	2			2	µg/L	U		177228	GF061100G01T01	GELC

Ancho Canyon Watershed Last Four Analytical Results  
for Sampling November 27 - December 8, 2006

Periodic Monitoring Report for Ancho Watershed

Location	Port	Depth (ft)	Date	Fld Matrix	Fld Prep	Lab Sample Type	Fld QC	Suite	Method	Analyte	Symbol	Result	1-sigma TPU	MDA	MDL	Units	Lab Qual	2nd Qual	Request	Sample	Lab
Test Well DT-10	1811	1080	12/4/2006	WG	F	CS	FD	Met	6010	Manganese	<	2			2	µg/L	U		177228	GF061100G01T20	GELC
Test Well DT-10	1811	1080	7/19/2005	WG	F	CS		Met	6010	Manganese	<	2			2	µg/L	U		141235	GF05070G01T01	GELC
Test Well DT-10	1811	1080	7/19/2005	WG	F	CS	FB	Met	6010	Manganese	<	2			2	µg/L	U		141235	GF05070G01T01-FB	GELC
Test Well DT-10	1811	1080	12/4/2006	WG	UF	CS		Met	6010	Manganese		47.4			2	µg/L			177228	GU061100G01T01	GELC
Test Well DT-10	1811	1080	12/4/2006	WG	UF	CS	FD	Met	6010	Manganese		16.4			2	µg/L			177228	GU061100G01T20	GELC
Test Well DT-10	1811	1080	7/19/2005	WG	UF	CS		Met	6010	Manganese		13.5			2	µg/L			141235	GU05070G01T01	GELC
Test Well DT-10	1811	1080	7/19/2005	WG	UF	CS	FB	Met	6010	Manganese	<	2			2	µg/L	U		141235	GU05070G01T01-FB	GELC
Test Well DT-10	1811	1080	6/22/2004	WG	UF	CS		Met	6010	Manganese		26.4			0.3	µg/L			115578	GU04060G01T01	GELC
Test Well DT-10	1811	1080	8/18/2003	WG	UF	CS		Met	6010	Manganese		51.8			0.296	µg/L			86692	GU03070G01T01	GELC
Test Well DT-10	1811	1080	12/4/2006	WG	F	CS		Met	6020	Nickel		0.55			0.5	µg/L	J		177228	GF061100G01T01	GELC
Test Well DT-10	1811	1080	12/4/2006	WG	F	CS	FD	Met	6020	Nickel		0.56			0.5	µg/L	J		177228	GF061100G01T20	GELC
Test Well DT-10	1811	1080	7/19/2005	WG	F	CS		Met	6020	Nickel	<	0.94			0.5	µg/L	J	U	141235	GF05070G01T01	GELC
Test Well DT-10	1811	1080	7/19/2005	WG	F	CS	FB	Met	6020	Nickel		0.97			0.5	µg/L	J		141235	GF05070G01T01-FB	GELC
Test Well DT-10	1811	1080	12/4/2006	WG	UF	CS		Met	6020	Nickel		3.7			0.5	µg/L			177228	GU061100G01T01	GELC
Test Well DT-10	1811	1080	12/4/2006	WG	UF	CS	FD	Met	6020	Nickel		1			0.5	µg/L	J		177228	GU061100G01T20	GELC
Test Well DT-10	1811	1080	7/19/2005	WG	UF	CS		Met	6020	Nickel		11.4			0.5	µg/L			141235	GU05070G01T01	GELC
Test Well DT-10	1811	1080	7/19/2005	WG	UF	CS	FB	Met	6020	Nickel	<	0.5			0.5	µg/L	U		141235	GU05070G01T01-FB	GELC
Test Well DT-10	1811	1080	6/22/2004	WG	UF	CS		Met	6010	Nickel	<	4.14			0.69	µg/L	B	U	115578	GU04060G01T01	GELC
Test Well DT-10	1811	1080	8/18/2003	WG	UF	CS		Met	6010	Nickel		5.82			0.69	µg/L			86692	GU03070G01T01	GELC
Test Well DT-10	1811	1080	12/4/2006	WG	F	CS		Met	6010	Strontium		48.1			1	µg/L			177228	GF061100G01T01	GELC
Test Well DT-10	1811	1080	12/4/2006	WG	F	CS	FD	Met	6010	Strontium		46.9			1	µg/L			177228	GF061100G01T20	GELC
Test Well DT-10	1811	1080	7/19/2005	WG	F	CS		Met	6010	Strontium		45.5			1	µg/L			141235	GF05070G01T01	GELC
Test Well DT-10	1811	1080	7/19/2005	WG	F	CS	FB	Met	6010	Strontium	<	1			1	µg/L	U		141235	GF05070G01T01-FB	GELC
Test Well DT-10	1811	1080	12/4/2006	WG	UF	CS		Met	6010	Strontium		49.7			1	µg/L			177228	GU061100G01T01	GELC
Test Well DT-10	1811	1080	12/4/2006	WG	UF	CS	FD	Met	6010	Strontium		47.4			1	µg/L			177228	GU061100G01T20	GELC
Test Well DT-10	1811	1080	7/19/2005	WG	UF	CS		Met	6010	Strontium		47.9			1	µg/L			141235	GU05070G01T01	GELC
Test Well DT-10	1811	1080	7/19/2005	WG	UF	CS	FB	Met	6010	Strontium	<	1			1	µg/L	U		141235	GU05070G01T01-FB	GELC
Test Well DT-10	1811	1080	6/22/2004	WG	UF	CS		Met	6010	Strontium		53.1			0.18	µg/L			115578	GU04060G01T01	GELC
Test Well DT-10	1811	1080	8/18/2003	WG	UF	CS		Met	6010	Strontium		53.7			0.178	µg/L			86692	GU03070G01T01	GELC
Test Well DT-10	1811	1080	12/4/2006	WG	F	CS		Met	6020	Uranium		0.62			0.05	µg/L			177228	GF061100G01T01	GELC
Test Well DT-10	1811	1080	12/4/2006	WG	F	CS	FD	Met	6020	Uranium		0.63			0.05	µg/L			177228	GF061100G01T20	GELC
Test Well DT-10	1811	1080	7/19/2005	WG	F	CS		Met	6020	Uranium		0.59			0.05	µg/L			141235	GF05070G01T01	GELC
Test Well DT-10	1811	1080	7/19/2005	WG	F	CS	FB	Met	6020	Uranium	<	0.05			0.05	µg/L	U		141235	GF05070G01T01-FB	GELC
Test Well DT-10	1811	1080	12/4/2006	WG	UF	CS		Met	6020	Uranium		0.63			0.05	µg/L			177228	GU061100G01T01	GELC
Test Well DT-10	1811	1080	12/4/2006	WG	UF	CS	FD	Met	6020	Uranium		0.62			0.05	µg/L			177228	GU061100G01T20	GELC
Test Well DT-10	1811	1080	7/19/2005	WG	UF	CS		Met	6020	Uranium		0.59			0.05	µg/L			141235	GU05070G01T01	GELC
Test Well DT-10	1811	1080	7/19/2005	WG	UF	CS	FB	Met	6020	Uranium	<	0.05			0.05	µg/L	U		141235	GU05070G01T01-FB	GELC
Test Well DT-10	1811	1080	6/22/2004	WG	UF	CS		Met	6020	Uranium		0.498			0.02	µg/L			115578	GU04060G01T01	GELC
Test Well DT-10	1811	1080	8/18/2003	WG	UF	CS		Met	6020	Uranium		0.547			0.02	µg/L			86692	GU03070G01T01	GELC
Test Well DT-10	1811	1080	12/4/2006	WG	F	CS		Met	6010	Vanadium		4.4			1	µg/L	J		177228	GF061100G01T01	GELC
Test Well DT-10	1811	1080	12/4/2006	WG	F	CS	FD	Met	6010	Vanadium		4.2			1	µg/L	J		177228	GF061100G01T20	GELC
Test Well DT-10	1811	1080	7/19/2005	WG	F	CS		Met	6010	Vanadium		3.6			1	µg/L	J		141235	GF05070G01T01	GELC
Test Well DT-10	1811	1080	7/19/2005	WG	F	CS	FB	Met	6010	Vanadium	<	1			1	µg/L	U		141235	GF05070G01T01-FB	GELC
Test Well DT-10	1811	1080	12/4/2006	WG	UF	CS		Met	6010	Vanadium		4.8			1	µg/L	J		177228	GU061100G01T01	GELC
Test Well DT-10	1811	1080	12/4/2006	WG	UF	CS	FD	Met	6010	Vanadium		4.6			1	µg/L	J		177228	GU061100G01T20	GELC
Test Well DT-10	1811	1080	7/19/2005	WG	UF	CS		Met	6010	Vanadium		4			1	µg/L	J		141235	GU05070G01T01	GELC
Test Well DT-10	1811	1080	7/19/2005	WG	UF	CS	FB	Met	6010	Vanadium	<	1			1	µg/L	U		141235	GU05070G01T01-FB	GELC
Test Well DT-10	1811	1080	6/22/2004	WG	UF	CS		Met	6010	Vanadium	<	5.68			0.61	µg/L		U	115578	GU04060G01T01	GELC
Test Well DT-10	1811	1080	8/18/2003	WG	UF	CS		Met	6010	Vanadium	<	5.44			0.606	µg/L		U	86692	GU03070G01T01	GELC
Test Well DT-10	1811	1080	12/4/2006	WG	F	CS		Met	6010	Zinc		112			2	µg/L			177228	GF061100G01T01	GELC
Test Well DT-10	1811	1080	12/4/2006	WG	F	CS	FD	Met	6010	Zinc		108			2	µg/L			177228	GF061100G01T20	GELC

Ancho Canyon Watershed Last Four Analytical Results  
for Sampling November 27 - December 8, 2006

Periodic Monitoring Report for Ancho Watershed

Location	Port	Depth (ft)	Date	Fld Matrix	Fld Prep	Lab Sample Type	Fld QC	Suite	Method	Analyte	Symbol	Result	1-sigma TPU	MDA	MDL	Units	Lab Qual	2nd Qual	Request	Sample	Lab
Test Well DT-10	1811	1080	7/19/2005	WG	F	CS		Met	6010	Zinc		94.4			2	µg/L			141235	GF05070G01T01	GELC
Test Well DT-10	1811	1080	7/19/2005	WG	F	CS	FB	Met	6010	Zinc	<	11.8			2	µg/L		U	141235	GF05070G01T01-FB	GELC
Test Well DT-10	1811	1080	12/4/2006	WG	UF	CS		Met	6010	Zinc		136			2	µg/L			177228	GU061100G01T01	GELC
Test Well DT-10	1811	1080	12/4/2006	WG	UF	CS	FD	Met	6010	Zinc		116			2	µg/L			177228	GU061100G01T20	GELC
Test Well DT-10	1811	1080	7/19/2005	WG	UF	CS		Met	6010	Zinc		97.8			2	µg/L			141235	GU05070G01T01	GELC
Test Well DT-10	1811	1080	7/19/2005	WG	UF	CS	FB	Met	6010	Zinc	<	10.6			2	µg/L		U	141235	GU05070G01T01-FB	GELC
Test Well DT-10	1811	1080	6/22/2004	WG	UF	CS		Met	6010	Zinc		63.4			0.88	µg/L			115578	GU04060G01T01	GELC
Test Well DT-10	1811	1080	8/18/2003	WG	UF	CS		Met	6010	Zinc		92.7			0.883	µg/L			86692	GU03070G01T01	GELC
Test Well DT-10	1811	1080	12/4/2006	WG	F	CS		Rad	H300	Americium-241		-0.00742	0.0093	0.0239		pCi/L	U	U	177228	GF061100G01T01	GELC
Test Well DT-10	1811	1080	12/4/2006	WG	F	CS	FD	Rad	H300	Americium-241		0.00271	0.0037	0.0225		pCi/L	U	U	177228	GF061100G01T20	GELC
Test Well DT-10	1811	1080	7/19/2005	WG	F	CS		Rad	H300	Americium-241		0.00316	0.0108	0.047		pCi/L	U	U	141235	GF05070G01T01	GELC
Test Well DT-10	1811	1080	7/19/2005	WG	F	CS	FB	Rad	H300	Americium-241		-0.0161	0.00816	0.058		pCi/L	U	U	141235	GF05070G01T01-FB	GELC
Test Well DT-10	1811	1080	12/4/2006	WG	UF	CS		Rad	H300	Americium-241		-0.00742	0.00804	0.025		pCi/L	U	U	177228	GU061100G01T01	GELC
Test Well DT-10	1811	1080	12/4/2006	WG	UF	CS	FD	Rad	H300	Americium-241		0.00239	0.00884	0.0272		pCi/L	U	U	177228	GU061100G01T20	GELC
Test Well DT-10	1811	1080	7/19/2005	WG	UF	CS		Rad	H300	Americium-241		-0.0366	0.0131	0.063		pCi/L	U	U	141235	GU05070G01T01	GELC
Test Well DT-10	1811	1080	7/19/2005	WG	UF	CS	FB	Rad	H300	Americium-241		0.00622	0.00855	0.048		pCi/L	U	U	141235	GU05070G01T01-FB	GELC
Test Well DT-10	1811	1080	6/22/2004	WG	UF	CS		Rad	AS	Americium-241		0.0108	0.00843	0.032		pCi/L	U	U	115578	GU04060G01T01	GELC
Test Well DT-10	1811	1080	8/18/2003	WG	UF	CS		Rad	AS	Americium-241		0.0176	0.00812	0.028		pCi/L	U	U	86692	GU03070G01T01	GELC
Test Well DT-10	1811	1080	8/18/2003	WG	UF	DUP		Rad	AS	Americium-241		0	0.0049	0.028		pCi/L	U		86692	GU03070G01T01	GELC
Test Well DT-10	1811	1080	12/4/2006	WG	F	CS		Rad	901.1	Cesium-137		-0.78	0.743	2.48		pCi/L	U	U	177228	GF061100G01T01	GELC
Test Well DT-10	1811	1080	12/4/2006	WG	F	CS	FD	Rad	901.1	Cesium-137		-0.847	0.545	1.82		pCi/L	U	U	177228	GF061100G01T20	GELC
Test Well DT-10	1811	1080	7/19/2005	WG	F	CS		Rad	901.1	Cesium-137		0.404	1.12	4.14		pCi/L	U	U	141235	GF05070G01T01	GELC
Test Well DT-10	1811	1080	7/19/2005	WG	F	CS	FB	Rad	901.1	Cesium-137		-0.618	0.997	3.48		pCi/L	U	U	141235	GF05070G01T01-FB	GELC
Test Well DT-10	1811	1080	12/4/2006	WG	UF	CS		Rad	901.1	Cesium-137		-0.00929	0.625	2.22		pCi/L	U	U	177228	GU061100G01T01	GELC
Test Well DT-10	1811	1080	12/4/2006	WG	UF	CS	FD	Rad	901.1	Cesium-137		0.585	0.989	3.7		pCi/L	U	U	177228	GU061100G01T20	GELC
Test Well DT-10	1811	1080	7/19/2005	WG	UF	CS		Rad	901.1	Cesium-137		1.35	1.15	4.28		pCi/L	U	U	141235	GU05070G01T01	GELC
Test Well DT-10	1811	1080	7/19/2005	WG	UF	CS	FB	Rad	901.1	Cesium-137		-0.0284	1.11	3.48		pCi/L	U	U	141235	GU05070G01T01-FB	GELC
Test Well DT-10	1811	1080	6/22/2004	WG	UF	CS		Rad	901.1	Cesium-137		3.02	1.94	7.39		pCi/L	U	U	115578	GU04060G01T01	GELC
Test Well DT-10	1811	1080	8/18/2003	WG	UF	CS		Rad	901.1	Cesium-137		-0.377	0.879	3.16		pCi/L	U	U	86692	GU03070G01T01	GELC
Test Well DT-10	1811	1080	8/18/2003	WG	UF	DUP		Rad	901.1	Cesium-137		0.505	0.968	3.58		pCi/L	U		86692	GU03070G01T01	GELC
Test Well DT-10	1811	1080	12/4/2006	WG	F	CS		Rad	901.1	Cobalt-60		0.727	0.72	2.69		pCi/L	U	U	177228	GF061100G01T01	GELC
Test Well DT-10	1811	1080	12/4/2006	WG	F	CS	FD	Rad	901.1	Cobalt-60		0.061	0.555	2.04		pCi/L	U	U	177228	GF061100G01T20	GELC
Test Well DT-10	1811	1080	7/19/2005	WG	F	CS		Rad	901.1	Cobalt-60		0.235	1.01	3.86		pCi/L	U	U	141235	GF05070G01T01	GELC
Test Well DT-10	1811	1080	7/19/2005	WG	F	CS	FB	Rad	901.1	Cobalt-60		-0.685	1.1	3.86		pCi/L	U	U	141235	GF05070G01T01-FB	GELC
Test Well DT-10	1811	1080	12/4/2006	WG	UF	CS		Rad	901.1	Cobalt-60		0.174	0.609	2.15		pCi/L	U	U	177228	GU061100G01T01	GELC
Test Well DT-10	1811	1080	12/4/2006	WG	UF	CS	FD	Rad	901.1	Cobalt-60		1.28	0.853	3.71		pCi/L	U	U	177228	GU061100G01T20	GELC
Test Well DT-10	1811	1080	7/19/2005	WG	UF	CS		Rad	901.1	Cobalt-60		0.847	1.36	5.11		pCi/L	U	U	141235	GU05070G01T01	GELC
Test Well DT-10	1811	1080	7/19/2005	WG	UF	CS	FB	Rad	901.1	Cobalt-60		-0.24	1.2	3.71		pCi/L	U	U	141235	GU05070G01T01-FB	GELC
Test Well DT-10	1811	1080	6/22/2004	WG	UF	CS		Rad	901.1	Cobalt-60		4.04	1.8	7.97		pCi/L	U	U	115578	GU04060G01T01	GELC
Test Well DT-10	1811	1080	8/18/2003	WG	UF	CS		Rad	901.1	Cobalt-60		0.876	0.946	3.91		pCi/L	U	U	86692	GU03070G01T01	GELC
Test Well DT-10	1811	1080	8/18/2003	WG	UF	DUP		Rad	901.1	Cobalt-60		0.923	1.1	4.3		pCi/L	U		86692	GU03070G01T01	GELC
Test Well DT-10	1811	1080	12/4/2006	WG	F	CS		Rad	900	Gross alpha		2.58	0.807	1.79		pCi/L		J	177228	GF061100G01T01	GELC
Test Well DT-10	1811	1080	12/4/2006	WG	F	CS	FD	Rad	900	Gross alpha		1.09	0.702	1.96		pCi/L	U	U	177228	GF061100G01T20	GELC
Test Well DT-10	1811	1080	7/19/2005	WG	F	CS		Rad	900	Gross alpha		1.36	0.386	1.19		pCi/L		JN+, J-, J	141235	GF05070G01T01	GELC
Test Well DT-10	1811	1080	7/19/2005	WG	F	CS	FB	Rad	900	Gross alpha		1.12	0.338	1.07		pCi/L		J, J-	141235	GF05070G01T01-FB	GELC
Test Well DT-10	1811	1080	12/4/2006	WG	UF	CS		Rad	900	Gross alpha		-0.393	0.529	2.35		pCi/L	U	U	177228	GU061100G01T01	GELC
Test Well DT-10	1811	1080	12/4/2006	WG	UF	CS	FD	Rad	900	Gross alpha		-0.248	0.509	2.29		pCi/L	U	U	177228	GU061100G01T20	GELC
Test Well DT-10	1811	1080	7/19/2005	WG	UF	CS		Rad	900	Gross alpha		1.9	0.407	1.07		pCi/L		J, J-	141235	GU05070G01T01	GELC
Test Well DT-10	1811	1080	7/19/2005	WG	UF	CS	FB	Rad	900	Gross alpha		0.714	0.292	0.958		pCi/L	U	J-, U	141235	GU05070G01T01-FB	GELC
Test Well DT-10	1811	1080	6/22/2004	WG	UF	CS		Rad	900	Gross alpha		1.18	0.433	1.09		pCi/L		JN+	115578	GU04060G01T01	GELC
Test Well DT-10	1811	1080	8/18/2003	WG	UF	CS		Rad	900	Gross alpha		-0.199	0.283	1.25		pCi/L	U	U	86692	GU03070G01T01	GELC



Ancho Canyon Watershed Last Four Analytical Results  
for Sampling November 27 - December 8, 2006

Periodic Monitoring Report for Ancho Watershed

Location	Port	Depth (ft)	Date	Fld Matrix	Fld Prep	Lab Sample Type	Fld QC	Suite	Method	Analyte	Symbol	Result	1-sigma TPU	MDA	MDL	Units	Lab Qual	2nd Qual	Request	Sample	Lab
Test Well DT-10	1811	1080	12/4/2006	WG	F	CS		Rad	900	Gross beta		-0.915	0.474	1.93		pCi/L	U	U	177228	GF061100G01T01	GELC
Test Well DT-10	1811	1080	12/4/2006	WG	F	CS	FD	Rad	900	Gross beta		-0.0772	0.497	1.88		pCi/L	U	U	177228	GF061100G01T20	GELC
Test Well DT-10	1811	1080	7/19/2005	WG	F	CS		Rad	900	Gross beta		2.5	0.651	2.52		pCi/L	U	U	141235	GF05070G01T01	GELC
Test Well DT-10	1811	1080	7/19/2005	WG	F	CS	FB	Rad	900	Gross beta		1.12	0.508	2.08		pCi/L	U	U	141235	GF05070G01T01-FB	GELC
Test Well DT-10	1811	1080	12/4/2006	WG	UF	CS		Rad	900	Gross beta		-0.149	0.435	1.54		pCi/L	U	U	177228	GU061100G01T01	GELC
Test Well DT-10	1811	1080	12/4/2006	WG	UF	CS	FD	Rad	900	Gross beta		1.44	0.556	1.75		pCi/L	U	U	177228	GU061100G01T20	GELC
Test Well DT-10	1811	1080	7/19/2005	WG	UF	CS		Rad	900	Gross beta		1.35	0.667	2.76		pCi/L	U	U	141235	GU05070G01T01	GELC
Test Well DT-10	1811	1080	7/19/2005	WG	UF	CS	FB	Rad	900	Gross beta		0.197	0.597	2.63		pCi/L	U	U	141235	GU05070G01T01-FB	GELC
Test Well DT-10	1811	1080	6/22/2004	WG	UF	CS		Rad	900	Gross beta		1.24	0.375	1.4		pCi/L	U	U	115578	GU04060G01T01	GELC
Test Well DT-10	1811	1080	8/18/2003	WG	UF	CS		Rad	900	Gross beta		1.62	0.544	2.15		pCi/L	U	U	86692	GU03070G01T01	GELC
Test Well DT-10	1811	1080	12/4/2006	WG	F	CS		Rad	901.1	Gross gamma		67.8	54.6	238		pCi/L	U	U	177228	GF061100G01T01	GELC
Test Well DT-10	1811	1080	12/4/2006	WG	F	CS	FD	Rad	901.1	Gross gamma		67.3	44.4	200		pCi/L	U	U	177228	GF061100G01T20	GELC
Test Well DT-10	1811	1080	7/19/2005	WG	F	CS		Rad	901.1	Gross gamma		68.5	61	220		pCi/L	U	U	141235	GF05070G01T01	GELC
Test Well DT-10	1811	1080	7/19/2005	WG	F	CS	FB	Rad	901.1	Gross gamma		73.4	71.7	197		pCi/L	U	U	141235	GF05070G01T01-FB	GELC
Test Well DT-10	1811	1080	12/4/2006	WG	UF	CS		Rad	901.1	Gross gamma		46.8	57.1	173		pCi/L	U	U	177228	GU061100G01T01	GELC
Test Well DT-10	1811	1080	12/4/2006	WG	UF	CS	FD	Rad	901.1	Gross gamma		74.3	80.2	317		pCi/L	U	U	177228	GU061100G01T20	GELC
Test Well DT-10	1811	1080	7/19/2005	WG	UF	CS		Rad	901.1	Gross gamma		52.7	49.7	217		pCi/L	U	U	141235	GU05070G01T01	GELC
Test Well DT-10	1811	1080	7/19/2005	WG	UF	CS	FB	Rad	901.1	Gross gamma		71.5	79.5	248		pCi/L	U	U	141235	GU05070G01T01-FB	GELC
Test Well DT-10	1811	1080	6/22/2004	WG	UF	CS		Rad	901.1	Gross gamma		162	134	516		pCi/L	U	U	115578	GU04060G01T01	GELC
Test Well DT-10	1811	1080	8/18/2003	WG	UF	CS		Rad	901.1	Gross gamma		66.9	87.8	275		pCi/L	U	U	86692	GU03070G01T01	GELC
Test Well DT-10	1811	1080	8/18/2003	WG	UF	DUP		Rad	901.1	Gross gamma		74.2	77.1	305		pCi/L	U		86692	GU03070G01T01	GELC
Test Well DT-10	1811	1080	12/4/2006	WG	F	CS		Rad	901.1	Neptunium-237		-7.29	3.74	11.6		pCi/L	U	U	177228	GF061100G01T01	GELC
Test Well DT-10	1811	1080	12/4/2006	WG	F	CS	FD	Rad	901.1	Neptunium-237		2.25	5.84	14.2		pCi/L	U	U	177228	GF061100G01T20	GELC
Test Well DT-10	1811	1080	7/19/2005	WG	F	CS		Rad	901.1	Neptunium-237		10.2	9.28	32.9		pCi/L	U	U	141235	GF05070G01T01	GELC
Test Well DT-10	1811	1080	7/19/2005	WG	F	CS	FB	Rad	901.1	Neptunium-237		-3.69	7.73	26.1		pCi/L	U	U	141235	GF05070G01T01-FB	GELC
Test Well DT-10	1811	1080	12/4/2006	WG	UF	CS		Rad	901.1	Neptunium-237		3.77	5.73	14		pCi/L	U	U	177228	GU061100G01T01	GELC
Test Well DT-10	1811	1080	12/4/2006	WG	UF	CS	FD	Rad	901.1	Neptunium-237		2.26	7.2	25.5		pCi/L	U	U	177228	GU061100G01T20	GELC
Test Well DT-10	1811	1080	7/19/2005	WG	UF	CS		Rad	901.1	Neptunium-237		-0.925	8.4	28.7		pCi/L	U	U	141235	GU05070G01T01	GELC
Test Well DT-10	1811	1080	7/19/2005	WG	UF	CS	FB	Rad	901.1	Neptunium-237		3.32	5.02	15.7		pCi/L	U	U	141235	GU05070G01T01-FB	GELC
Test Well DT-10	1811	1080	6/22/2004	WG	UF	CS		Rad	901.1	Neptunium-237		8.3	10.9	39.1		pCi/L	U	U	115578	GU04060G01T01	GELC
Test Well DT-10	1811	1080	8/18/2003	WG	UF	CS		Rad	901.1	Neptunium-237		-3.29	7.7	24.2		pCi/L	U	U	86692	GU03070G01T01	GELC
Test Well DT-10	1811	1080	8/18/2003	WG	UF	DUP		Rad	901.1	Neptunium-237		-1.27	5.53	17.9		pCi/L	U		86692	GU03070G01T01	GELC
Test Well DT-10	1811	1080	12/4/2006	WG	F	CS		Rad	H300	Plutonium-238		-0.00494	0.00494	0.0271		pCi/L	U	U	177228	GF061100G01T01	GELC
Test Well DT-10	1811	1080	12/4/2006	WG	F	CS	FD	Rad	H300	Plutonium-238		0.00726	0.00575	0.0199		pCi/L	U	U	177228	GF061100G01T20	GELC
Test Well DT-10	1811	1080	7/19/2005	WG	F	CS		Rad	H300	Plutonium-238		-0.00878	0.00879	0.061		pCi/L	U	U	141235	GF05070G01T01	GELC
Test Well DT-10	1811	1080	7/19/2005	WG	F	CS	FB	Rad	H300	Plutonium-238		0.00266	0.00594	0.055		pCi/L	U	U	141235	GF05070G01T01-FB	GELC
Test Well DT-10	1811	1080	12/4/2006	WG	UF	CS		Rad	H300	Plutonium-238		0	0.00447	0.02		pCi/L	U	U	177228	GU061100G01T01	GELC
Test Well DT-10	1811	1080	12/4/2006	WG	UF	CS	FD	Rad	H300	Plutonium-238		-0.00545	0.00407	0.0199		pCi/L	U	U	177228	GU061100G01T20	GELC
Test Well DT-10	1811	1080	7/19/2005	WG	UF	CS		Rad	H300	Plutonium-238		5.81E-10	0.00689	0.051		pCi/L	U	U	141235	GU05070G01T01	GELC
Test Well DT-10	1811	1080	7/19/2005	WG	UF	CS	FB	Rad	H300	Plutonium-238		0.0023	0.00607	0.048		pCi/L	U	U	141235	GU05070G01T01-FB	GELC
Test Well DT-10	1811	1080	6/22/2004	WG	UF	CS		Rad	AS	Plutonium-238		-0.00726	0.00364	0.028		pCi/L	U	U	115578	GU04060G01T01	GELC
Test Well DT-10	1811	1080	8/18/2003	WG	UF	CS		Rad	AS	Plutonium-238		0.00206	0.009	0.029		pCi/L	U	U	86692	GU03070G01T01	GELC
Test Well DT-10	1811	1080	8/18/2003	WG	UF	DUP		Rad	AS	Plutonium-238		0.00202	0.00534	0.028		pCi/L	U		86692	GU03070G01T01	GELC
Test Well DT-10	1811	1080	12/4/2006	WG	F	CS		Rad	H300	Plutonium-239/Plutonium-240		0	0.00855	0.018		pCi/L	U	U	177228	GF061100G01T01	GELC
Test Well DT-10	1811	1080	12/4/2006	WG	F	CS	FD	Rad	H300	Plutonium-239/Plutonium-240		0.00907	0.00481	0.0132		pCi/L	U	U	177228	GF061100G01T20	GELC
Test Well DT-10	1811	1080	7/19/2005	WG	F	CS		Rad	H300	Plutonium-239/Plutonium-240		0.0117	0.00829	0.051		pCi/L	U	U	141235	GF05070G01T01	GELC
Test Well DT-10	1811	1080	7/19/2005	WG	F	CS	FB	Rad	H300	Plutonium-239/Plutonium-240		0.0133	0.00597	0.047		pCi/L	U	U	141235	GF05070G01T01-FB	GELC
Test Well DT-10	1811	1080	12/4/2006	WG	UF	CS		Rad	H300	Plutonium-239/Plutonium-240		0.00364	0.00258	0.0133		pCi/L	U	U	177228	GU061100G01T01	GELC
Test Well DT-10	1811	1080	12/4/2006	WG	UF	CS	FD	Rad	H300	Plutonium-239/Plutonium-240		-0.0109	0.00576	0.0133		pCi/L	U	U	177228	GU061100G01T20	GELC
Test Well DT-10	1811	1080	7/19/2005	WG	UF	CS		Rad	H300	Plutonium-239/Plutonium-240		0.00487	0.00345	0.043		pCi/L	U	U	141235	GU05070G01T01	GELC
Test Well DT-10	1811	1080	7/19/2005	WG	UF	CS	FB	Rad	H300	Plutonium-239/Plutonium-240		0.00229	0.00397	0.04		pCi/L	U	U	141235	GU05070G01T01-FB	GELC

Ancho Canyon Watershed Last Four Analytical Results  
for Sampling November 27 - December 8, 2006

Periodic Monitoring Report for Ancho Watershed

Location	Port	Depth (ft)	Date	Fld Matrix	Fld Prep	Lab Sample Type	Fld QC	Suite	Method	Analyte	Symbol	Result	1-sigma TPU	MDA	MDL	Units	Lab Qual	2nd Qual	Request	Sample	Lab
Test Well DT-10	1811	1080	6/22/2004	WG	UF	CS		Rad	AS	Plutonium-239/Plutonium-240		0.0272	0.00753	0.029		pCi/L	U	U	115578	GU04060G01T01	GELC
Test Well DT-10	1811	1080	8/18/2003	WG	UF	CS		Rad	AS	Plutonium-239/Plutonium-240		-0.00413	0.00413	0.025		pCi/L	U	U	86692	GU03070G01T01	GELC
Test Well DT-10	1811	1080	8/18/2003	WG	UF	DUP		Rad	AS	Plutonium-239/Plutonium-240		-1.92E-09	0.00755	0.025		pCi/L	U		86692	GU03070G01T01	GELC
Test Well DT-10	1811	1080	12/4/2006	WG	F	CS		Rad	901.1	Potassium-40		16.5	19.2	26.4		pCi/L	U	U	177228	GF061100G01T01	GELC
Test Well DT-10	1811	1080	12/4/2006	WG	F	CS	FD	Rad	901.1	Potassium-40		25.4	12.4	17.5		pCi/L		J	177228	GF061100G01T20	GELC
Test Well DT-10	1811	1080	7/19/2005	WG	F	CS		Rad	901.1	Potassium-40		42.7	11.9	54		pCi/L	U	U	141235	GF05070G01T01	GELC
Test Well DT-10	1811	1080	7/19/2005	WG	F	CS	FB	Rad	901.1	Potassium-40		17.3	12.5	31.3		pCi/L	U	U	141235	GF05070G01T01-FB	GELC
Test Well DT-10	1811	1080	12/4/2006	WG	UF	CS		Rad	901.1	Potassium-40		7.9	11.5	20		pCi/L	U	U	177228	GU061100G01T01	GELC
Test Well DT-10	1811	1080	12/4/2006	WG	UF	CS	FD	Rad	901.1	Potassium-40		13.6	22.6	30.1		pCi/L	U	U	177228	GU061100G01T20	GELC
Test Well DT-10	1811	1080	7/19/2005	WG	UF	CS		Rad	901.1	Potassium-40		6.53	12.5	46.9		pCi/L	U	U	141235	GU05070G01T01	GELC
Test Well DT-10	1811	1080	7/19/2005	WG	UF	CS	FB	Rad	901.1	Potassium-40		57.7	14.1	59.9		pCi/L	U	U	141235	GU05070G01T01-FB	GELC
Test Well DT-10	1811	1080	6/22/2004	WG	UF	CS		Rad	901.1	Potassium-40		11.7	40.9	70		pCi/L	U	U	115578	GU04060G01T01	GELC
Test Well DT-10	1811	1080	8/18/2003	WG	UF	CS		Rad	901.1	Potassium-40		21.8	10.8	45.9		pCi/L	U	U	86692	GU03070G01T01	GELC
Test Well DT-10	1811	1080	8/18/2003	WG	UF	DUP		Rad	901.1	Potassium-40		19.9	13.9	53.4		pCi/L	U		86692	GU03070G01T01	GELC
Test Well DT-10	1811	1080	12/4/2006	WG	F	CS		Rad	901.1	Sodium-22		-0.835	0.769	2.58		pCi/L	U	U	177228	GF061100G01T01	GELC
Test Well DT-10	1811	1080	12/4/2006	WG	F	CS	FD	Rad	901.1	Sodium-22		0.253	0.524	1.97		pCi/L	U	U	177228	GF061100G01T20	GELC
Test Well DT-10	1811	1080	7/19/2005	WG	F	CS		Rad	901.1	Sodium-22		-0.028	1.16	4.28		pCi/L	U	U	141235	GF05070G01T01	GELC
Test Well DT-10	1811	1080	7/19/2005	WG	F	CS	FB	Rad	901.1	Sodium-22		0.0944	1.01	3.74		pCi/L	U	U	141235	GF05070G01T01-FB	GELC
Test Well DT-10	1811	1080	12/4/2006	WG	UF	CS		Rad	901.1	Sodium-22		-0.0419	0.542	1.9		pCi/L	U	U	177228	GU061100G01T01	GELC
Test Well DT-10	1811	1080	12/4/2006	WG	UF	CS	FD	Rad	901.1	Sodium-22		0.537	0.88	3.25		pCi/L	U	U	177228	GU061100G01T20	GELC
Test Well DT-10	1811	1080	7/19/2005	WG	UF	CS		Rad	901.1	Sodium-22		-0.377	1.23	4.4		pCi/L	U	U	141235	GU05070G01T01	GELC
Test Well DT-10	1811	1080	7/19/2005	WG	UF	CS	FB	Rad	901.1	Sodium-22		0.91	0.961	3.81		pCi/L	U	U	141235	GU05070G01T01-FB	GELC
Test Well DT-10	1811	1080	6/22/2004	WG	UF	CS		Rad	901.1	Sodium-22		0.622	1.94	7.44		pCi/L	U	U	115578	GU04060G01T01	GELC
Test Well DT-10	1811	1080	8/18/2003	WG	UF	CS		Rad	901.1	Sodium-22		-0.266	1.21	3.95		pCi/L	U	U	86692	GU03070G01T01	GELC
Test Well DT-10	1811	1080	8/18/2003	WG	UF	DUP		Rad	901.1	Sodium-22		1.06	0.841	3.6		pCi/L	U		86692	GU03070G01T01	GELC
Test Well DT-10	1811	1080	12/4/2006	WG	F	CS		Rad	905.0	Strontium-90		0.197	0.115	0.378		pCi/L	U	U	177228	GF061100G01T01	GELC
Test Well DT-10	1811	1080	12/4/2006	WG	F	CS	FD	Rad	905.0	Strontium-90		0.0963	0.0922	0.309		pCi/L	U	U	177228	GF061100G01T20	GELC
Test Well DT-10	1811	1080	7/19/2005	WG	F	CS		Rad	905.0	Strontium-90		0.0445	0.0535	0.206		pCi/L	U	U	141235	GF05070G01T01	GELC
Test Well DT-10	1811	1080	7/19/2005	WG	F	CS	FB	Rad	905.0	Strontium-90		-0.0267	0.0517	0.205		pCi/L	U	U	141235	GF05070G01T01-FB	GELC
Test Well DT-10	1811	1080	12/4/2006	WG	UF	CS		Rad	905.0	Strontium-90		-0.133	0.0777	0.271		pCi/L	U	U	177228	GU061100G01T01	GELC
Test Well DT-10	1811	1080	12/4/2006	WG	UF	CS	FD	Rad	905.0	Strontium-90		-0.0835	0.0895	0.308		pCi/L	U	U	177228	GU061100G01T20	GELC
Test Well DT-10	1811	1080	7/19/2005	WG	UF	CS		Rad	905.0	Strontium-90		0.131	0.0518	0.185		pCi/L	U	U	141235	GU05070G01T01	GELC
Test Well DT-10	1811	1080	7/19/2005	WG	UF	CS	FB	Rad	905.0	Strontium-90		0.193	0.0551	0.191		pCi/L		J	141235	GU05070G01T01-FB	GELC
Test Well DT-10	1811	1080	6/22/2004	WG	UF	CS		Rad	GFPC	Strontium-90		-0.0054	0.0639	0.275		pCi/L	U	U	115578	GU04060G01T01	GELC
Test Well DT-10	1811	1080	8/18/2003	WG	UF	CS		Rad	GFPC	Strontium-90		-0.0662	0.0371	0.182		pCi/L	U	U	86692	GU03070G01T01	GELC
Test Well DT-10	1811	1080	12/4/2006	WG	UF	CS		Rad	LLEE	Tritium		0	0.28737	0.28737		pCi/L		U	2293	UU061100G01T01	UMTL
Test Well DT-10	1811	1080	12/4/2006	WG	UF	CS	FD	Rad	LLEE	Tritium		0.22351	0.28737	0.28737		pCi/L		U	2293	UU061100G01T20	UMTL
Test Well DT-10	1811	1080	7/19/2005	WG	UF	CS		Rad	906.0	Tritium		-65.5	55.1	194		pCi/L	U	U	141235	GU05070G01T01	GELC
Test Well DT-10	1811	1080	7/19/2005	WG	UF	CS	FB	Rad	906.0	Tritium		43.6	58.8	198		pCi/L	U	U	141235	GU05070G01T01-FB	GELC
Test Well DT-10	1811	1080	6/22/2004	WG	UF	CS		Rad	906.0	Tritium		303	73.3	221		pCi/L		J	115578	GU04060G01T01	GELC
Test Well DT-10	1811	1080	8/18/2003	WG	UF	CS		Rad	906.0	Tritium		-47.2	54	182		pCi/L	U	U	86692	GU03070G01T01	GELC
Test Well DT-10	1811	1080	12/4/2006	WG	F	CS		Rad	H300	Uranium-234		0.439	0.0417	0.0488		pCi/L			177228	GF061100G01T01	GELC
Test Well DT-10	1811	1080	12/4/2006	WG	F	CS	FD	Rad	H300	Uranium-234		0.445	0.0419	0.05		pCi/L			177228	GF061100G01T20	GELC
Test Well DT-10	1811	1080	7/19/2005	WG	F	CS		Rad	H300	Uranium-234		0.502	0.0478	0.093		pCi/L		JN+	141235	GF05070G01T01	GELC
Test Well DT-10	1811	1080	7/19/2005	WG	F	CS	FB	Rad	H300	Uranium-234		0.113	0.0218	0.102		pCi/L		J	141235	GF05070G01T01-FB	GELC
Test Well DT-10	1811	1080	12/4/2006	WG	UF	CS		Rad	H300	Uranium-234		0.466	0.0428	0.0477		pCi/L			177228	GU061100G01T01	GELC
Test Well DT-10	1811	1080	12/4/2006	WG	UF	CS	FD	Rad	H300	Uranium-234		0.45	0.046	0.0572		pCi/L			177228	GU061100G01T20	GELC
Test Well DT-10	1811	1080	7/19/2005	WG	UF	CS		Rad	H300	Uranium-234		0.644	0.0509	0.076		pCi/L			141235	GU05070G01T01	GELC
Test Well DT-10	1811	1080	7/19/2005	WG	UF	CS	FB	Rad	H300	Uranium-234		0.0481	0.0134	0.098		pCi/L	U	U	141235	GU05070G01T01-FB	GELC
Test Well DT-10	1811	1080	6/22/2004	WG	UF	CS		Rad	AS	Uranium-234		0.383	0.0301	0.054		pCi/L			115578	GU04060G01T01	GELC
Test Well DT-10	1811	1080	8/18/2003	WG	UF	CS		Rad	AS	Uranium-234		0.425	0.0423	0.055		pCi/L			86692	GU03070G01T01	GELC



Ancho Canyon Watershed Last Four Analytical Results  
for Sampling November 27 - December 8, 2006

Periodic Monitoring Report for Ancho Watershed

Location	Port	Depth (ft)	Date	Fld Matrix	Fld Prep	Lab Sample Type	Fld QC	Suite	Method	Analyte	Symbol	Result	1-sigma TPU	MDA	MDL	Units	Lab Qual	2nd Qual	Request	Sample	Lab
Test Well DT-10	1811	1080	8/18/2003	WG	UF	DUP		Rad	AS	Uranium-234		0.311	0.0385	0.052		pCi/L			86692	GU03070G01T01	GELC
Test Well DT-10	1811	1080	12/4/2006	WG	F	CS		Rad	H300	Uranium-235/Uranium-236		0.0171	0.0081	0.0498		pCi/L	U	U	177228	GF061100G01T01	GELC
Test Well DT-10	1811	1080	12/4/2006	WG	F	CS	FD	Rad	H300	Uranium-235/Uranium-236		0.0233	0.00931	0.051		pCi/L	U	U	177228	GF061100G01T20	GELC
Test Well DT-10	1811	1080	7/19/2005	WG	F	CS		Rad	H300	Uranium-235/Uranium-236		0.00376	0.0125	0.07		pCi/L	U	U	141235	GF05070G01T01	GELC
Test Well DT-10	1811	1080	7/19/2005	WG	F	CS	FB	Rad	H300	Uranium-235/Uranium-236		0.00412	0.00921	0.076		pCi/L	U	U	141235	GF05070G01T01-FB	GELC
Test Well DT-10	1811	1080	12/4/2006	WG	UF	CS		Rad	H300	Uranium-235/Uranium-236		0.0111	0.00882	0.0487		pCi/L	U	U	177228	GU061100G01T01	GELC
Test Well DT-10	1811	1080	12/4/2006	WG	UF	CS	FD	Rad	H300	Uranium-235/Uranium-236		0.0167	0.0138	0.0584		pCi/L	U	U	177228	GU061100G01T20	GELC
Test Well DT-10	1811	1080	7/19/2005	WG	UF	CS		Rad	H300	Uranium-235/Uranium-236		0.0459	0.0128	0.057		pCi/L	U	U	141235	GU05070G01T01	GELC
Test Well DT-10	1811	1080	7/19/2005	WG	UF	CS	FB	Rad	H300	Uranium-235/Uranium-236		0.00396	0.00687	0.074		pCi/L	U	U	141235	GU05070G01T01-FB	GELC
Test Well DT-10	1811	1080	6/22/2004	WG	UF	CS		Rad	AS	Uranium-235/Uranium-236		0.046	0.00951	0.033		pCi/L		J	115578	GU04060G01T01	GELC
Test Well DT-10	1811	1080	8/18/2003	WG	UF	CS		Rad	AS	Uranium-235/Uranium-236		0.0265	0.0101	0.032		pCi/L	U	U	86692	GU03070G01T01	GELC
Test Well DT-10	1811	1080	8/18/2003	WG	UF	DUP		Rad	AS	Uranium-235/Uranium-236		0.0543	0.0141	0.03		pCi/L			86692	GU03070G01T01	GELC
Test Well DT-10	1811	1080	12/4/2006	WG	F	CS		Rad	H300	Uranium-238		0.209	0.0263	0.0345		pCi/L			177228	GF061100G01T01	GELC
Test Well DT-10	1811	1080	12/4/2006	WG	F	CS	FD	Rad	H300	Uranium-238		0.214	0.0259	0.0354		pCi/L			177228	GF061100G01T20	GELC
Test Well DT-10	1811	1080	7/19/2005	WG	F	CS		Rad	H300	Uranium-238		0.192	0.028	0.066		pCi/L		J, JN+	141235	GF05070G01T01	GELC
Test Well DT-10	1811	1080	7/19/2005	WG	F	CS	FB	Rad	H300	Uranium-238		0.103	0.0204	0.072		pCi/L		J	141235	GF05070G01T01-FB	GELC
Test Well DT-10	1811	1080	12/4/2006	WG	UF	CS		Rad	H300	Uranium-238		0.182	0.0243	0.0338		pCi/L			177228	GU061100G01T01	GELC
Test Well DT-10	1811	1080	12/4/2006	WG	UF	CS	FD	Rad	H300	Uranium-238		0.151	0.0263	0.0405		pCi/L			177228	GU061100G01T20	GELC
Test Well DT-10	1811	1080	7/19/2005	WG	UF	CS		Rad	H300	Uranium-238		0.31	0.0315	0.053		pCi/L			141235	GU05070G01T01	GELC
Test Well DT-10	1811	1080	7/19/2005	WG	UF	CS	FB	Rad	H300	Uranium-238		0.0385	0.0121	0.069		pCi/L	U	U	141235	GU05070G01T01-FB	GELC
Test Well DT-10	1811	1080	6/22/2004	WG	UF	CS		Rad	AS	Uranium-238		0.155	0.018	0.038		pCi/L			115578	GU04060G01T01	GELC
Test Well DT-10	1811	1080	8/18/2003	WG	UF	CS		Rad	AS	Uranium-238		0.168	0.023	0.035		pCi/L			86692	GU03070G01T01	GELC
Test Well DT-10	1811	1080	8/18/2003	WG	UF	DUP		Rad	AS	Uranium-238		0.176	0.0243	0.033		pCi/L			86692	GU03070G01T01	GELC
Test Well DT-10	1811	1080	12/4/2006	WG	UF	CS		Voa	8260	Acetone		3.75			1.25	µg/L	J		177228	GU061100G01T01	GELC
Test Well DT-10	1811	1080	12/4/2006	WG	UF	CS	FD	Voa	8260	Acetone	<	5			1.25	µg/L	U		177228	GU061100G01T20	GELC
Test Well DT-10	1811	1080	12/4/2006	WG	UF	CS	FTB	Voa	8260	Acetone	<	5			1.25	µg/L	U		177228	GU061100G01T01-FT	GELC
Test Well DT-10	1811	1080	7/19/2005	WG	UF	CS		Voa	8260	Acetone	<	5				µg/L	U		141235	GU05070G01T01	GELC
Test Well DT-10	1811	1080	7/19/2005	WG	UF	CS	FB	Voa	8260	Acetone		6.3				µg/L		J+	141235	GU05070G01T01-FB	GELC
Test Well DT-10	1811	1080	7/19/2005	WG	UF	CS	FTB	Voa	8260	Acetone		4.6				µg/L	J	J+	141235	GU05070G01T01-FTB	GELC
Test Well DT-10	1811	1080	6/22/2004	WG	UF	CS		Voa	8260	Acetone	<	5				µg/L	U		115578	GU04060G01T01	GELC
Test Well DT-10	1811	1080	6/22/2004	WG	UF	CS	FTB	Voa	8260	Acetone	<	5				µg/L	U		115578	GU04060G01T01-FTB	GELC
Test Well DT-10	1811	1080	8/18/2003	WG	UF	CS		Voa	8260	Acetone	<	5				µg/L	U		86692	GU03070G01T01	GELC
Test Well DT-10	1811	1080	8/18/2003	WG	UF	CS	FTB	Voa	8260	Acetone	<	5				µg/L	U		86692	GU03070G01T01-FTB	GELC
Test Well DT-5A	1821	1172	12/6/2006	WG	F	CS		Inorg	300	Chloride		1.7			0.066	mg/L			177384	GF061100GA5T01	GELC
Test Well DT-5A	1821	1172	8/24/2005	WG	F	CS		Inorg	300	Chloride		1.54			0.053	mg/L			144119	GF05070GA5T01	GELC
Test Well DT-5A	1821	1172	12/6/2006	WG	UF	CS		Inorg	300	Chloride		1.69			0.066	mg/L			177384	GU061100GA5T01	GELC
Test Well DT-5A	1821	1172	7/13/2004	WG	UF	CS		Inorg	300	Chloride		1.67			0.0322	mg/L			116936	GU04060GA5T01	GELC
Test Well DT-5A	1821	1172	7/13/2004	WG	UF	DUP		Inorg	300	Chloride		1.65			0.0322	mg/L			116936	GU04060GA5T01	GELC
Test Well DT-5A	1821	1172	7/13/2004	WG	UF	CS	FB	Inorg	300	Chloride	<	0.0322			0.0322	mg/L	U		116936	GU04060GA5T01-FB	GELC
Test Well DT-5A	1821	1172	8/28/2003	WG	UF	CS		Inorg	300	Chloride		1.68			0.0322	mg/L			87137	GU03070GA5T01	GELC
Test Well DT-5A	1821	1172	8/28/2003	WG	UF	DUP		Inorg	300	Chloride		1.68			0.0322	mg/L			87137	GU03070GA5T01	GELC
Test Well DT-5A	1821	1172	4/12/2002	WG	UF	CS		Inorg	300	Chloride		1.6			0.025	mg/L			58894	GU02041GA5T	GELC
Test Well DT-5A	1821	1172	12/6/2006	WG	UF	CS		Isotope	EES	Deuterium Ratio		-81.06	0.37			permil			17795	EU061100GA5T01	EES6
Test Well DT-5A	1821	1172	12/6/2006	WG	F	CS		Inorg	300	Fluoride		0.224			0.033	mg/L			177384	GF061100GA5T01	GELC
Test Well DT-5A	1821	1172	8/24/2005	WG	F	CS		Inorg	300	Fluoride		0.229			0.03	mg/L			144119	GF05070GA5T01	GELC
Test Well DT-5A	1821	1172	12/6/2006	WG	UF	CS		Inorg	300	Fluoride		0.229			0.033	mg/L			177384	GU061100GA5T01	GELC
Test Well DT-5A	1821	1172	7/13/2004	WG	UF	CS		Inorg	300	Fluoride		0.226			0.0553	mg/L			116936	GU04060GA5T01	GELC
Test Well DT-5A	1821	1172	7/13/2004	WG	UF	DUP		Inorg	300	Fluoride		0.227			0.0553	mg/L			116936	GU04060GA5T01	GELC
Test Well DT-5A	1821	1172	7/13/2004	WG	UF	CS	FB	Inorg	300	Fluoride	<	0.0553			0.0553	mg/L	U		116936	GU04060GA5T01-FB	GELC
Test Well DT-5A	1821	1172	8/28/2003	WG	UF	CS		Inorg	300	Fluoride		0.268			0.0553	mg/L			87137	GU03070GA5T01	GELC
Test Well DT-5A	1821	1172	8/28/2003	WG	UF	DUP		Inorg	300	Fluoride		0.266			0.0553	mg/L			87137	GU03070GA5T01	GELC

Ancho Canyon Watershed Last Four Analytical Results  
for Sampling November 27 - December 8, 2006

Periodic Monitoring Report for Ancho Watershed

Location	Port	Depth (ft)	Date	Fid Matrix	Fid Prep	Lab Sample Type	Fid QC	Suite	Method	Analyte	Symbol	Result	1-sigma TPU	MDA	MDL	Units	Lab Qual	2nd Qual	Request	Sample	Lab
Test Well DT-5A	1821	1172	4/12/2002	WG	UF	CS		Inorg	300	Fluoride		0.301			0.014	mg/L			58894	GU02041GA5T	GELC
Test Well DT-5A	1821	1172	12/6/2006	WG	UF	CS		Isotope	EES	Oxygen-18/Oxygen-16 Ratio		-11.72	0.13			permil			17849	EU061100GA5T01	EES6
Test Well DT-5A	1821	1172	12/6/2006	WG	F	CS		Inorg	300	Sulfate		1.44			0.1	mg/L			177384	GF061100GA5T01	GELC
Test Well DT-5A	1821	1172	8/24/2005	WG	F	CS		Inorg	300	Sulfate		1.53			0.057	mg/L			144119	GF05070GA5T01	GELC
Test Well DT-5A	1821	1172	12/6/2006	WG	UF	CS		Inorg	300	Sulfate		1.46			0.1	mg/L			177384	GU061100GA5T01	GELC
Test Well DT-5A	1821	1172	7/13/2004	WG	UF	CS		Inorg	300	Sulfate		1.49			0.193	mg/L			116936	GU04060GA5T01	GELC
Test Well DT-5A	1821	1172	7/13/2004	WG	UF	DUP		Inorg	300	Sulfate		1.6			0.193	mg/L			116936	GU04060GA5T01	GELC
Test Well DT-5A	1821	1172	7/13/2004	WG	UF	CS	FB	Inorg	300	Sulfate	<	0.193			0.193	mg/L	U		116936	GU04060GA5T01-FB	GELC
Test Well DT-5A	1821	1172	8/28/2003	WG	UF	CS		Inorg	300	Sulfate		1.11			0.193	mg/L			87137	GU03070GA5T01	GELC
Test Well DT-5A	1821	1172	8/28/2003	WG	UF	DUP		Inorg	300	Sulfate		1.08			0.193	mg/L			87137	GU03070GA5T01	GELC
Test Well DT-5A	1821	1172	4/12/2002	WG	UF	CS		Inorg	300	Sulfate		1.54			0.062	mg/L			58894	GU02041GA5T	GELC
Test Well DT-5A	1821	1172	12/6/2006	WG	F	CS		Inorg	310.1	Alkalinity-CO <sub>3</sub>	<	0.725			0.725	mg/L	U		177384	GF061100GA5T01	GELC
Test Well DT-5A	1821	1172	8/24/2005	WG	F	CS		Inorg	310.1	Alkalinity-CO <sub>3</sub>	<	1.45			1.45	mg/L	U		144119	GF05070GA5T01	GELC
Test Well DT-5A	1821	1172	12/6/2006	WG	UF	CS		Inorg	310.1	Alkalinity-CO <sub>3</sub>		0.753			0.725	mg/L	J		177384	GU061100GA5T01	GELC
Test Well DT-5A	1821	1172	7/13/2004	WG	UF	CS		Inorg	310.1	Alkalinity-CO <sub>3</sub>	<	1.45			1.45	mg/L	U		116936	GU04060GA5T01	GELC
Test Well DT-5A	1821	1172	7/13/2004	WG	UF	DUP		Inorg	310.1	Alkalinity-CO <sub>3</sub>	<	1.45			1.45	mg/L	U		116582	GU04060GA5T01	GELC
Test Well DT-5A	1821	1172	7/13/2004	WG	UF	CS	FB	Inorg	310.1	Alkalinity-CO <sub>3</sub>	<	1.45			1.45	mg/L	U		116936	GU04060GA5T01-FB	GELC
Test Well DT-5A	1821	1172	8/28/2003	WG	UF	CS		Inorg	310.1	Alkalinity-CO <sub>3</sub>	<	1.45			1.45	mg/L	U		87137	GU03070GA5T01	GELC
Test Well DT-5A	1821	1172	4/12/2002	WG	UF	CS		Inorg	310.1	Alkalinity-CO <sub>3</sub>	<	1.45			1.45	mg/L	U		58894	GU02041GA5T	GELC
Test Well DT-5A	1821	1172	12/6/2006	WG	F	CS		Inorg	310.1	Alkalinity-CO <sub>3</sub> +HCO <sub>3</sub>		52.3			0.725	mg/L			177384	GF061100GA5T01	GELC
Test Well DT-5A	1821	1172	8/24/2005	WG	F	CS		Inorg	310.1	Alkalinity-CO <sub>3</sub> +HCO <sub>3</sub>		54.1			1.45	mg/L			144119	GF05070GA5T01	GELC
Test Well DT-5A	1821	1172	12/6/2006	WG	UF	CS		Inorg	310.1	Alkalinity-CO <sub>3</sub> +HCO <sub>3</sub>		55			0.725	mg/L			177384	GU061100GA5T01	GELC
Test Well DT-5A	1821	1172	7/13/2004	WG	UF	CS		Inorg	310.1	Alkalinity-CO <sub>3</sub> +HCO <sub>3</sub>		49.4			1.45	mg/L			116936	GU04060GA5T01	GELC
Test Well DT-5A	1821	1172	7/13/2004	WG	UF	DUP		Inorg	310.1	Alkalinity-CO <sub>3</sub> +HCO <sub>3</sub>		49.4			1.45	mg/L			116582	GU04060GA5T01	GELC
Test Well DT-5A	1821	1172	7/13/2004	WG	UF	CS	FB	Inorg	310.1	Alkalinity-CO <sub>3</sub> +HCO <sub>3</sub>	<	1.45			1.45	mg/L	U		116936	GU04060GA5T01-FB	GELC
Test Well DT-5A	1821	1172	8/28/2003	WG	UF	CS		Inorg	310.1	Alkalinity-CO <sub>3</sub> +HCO <sub>3</sub>		53			1.45	mg/L	J		87137	GU03070GA5T01	GELC
Test Well DT-5A	1821	1172	4/12/2002	WG	UF	CS		Inorg	310.1	Alkalinity-CO <sub>3</sub> +HCO <sub>3</sub>		51.5			1.45	mg/L			58894	GU02041GA5T	GELC
Test Well DT-5A	1821	1172	12/6/2006	WG	F	CS		Inorg	6010	Calcium		8.74			0.036	mg/L			177384	GF061100GA5T01	GELC
Test Well DT-5A	1821	1172	8/24/2005	WG	F	CS		Inorg	6010	Calcium		9.33			0.036	mg/L			144119	GF05070GA5T01	GELC
Test Well DT-5A	1821	1172	12/6/2006	WG	UF	CS		Inorg	6010	Calcium		8.87			0.036	mg/L			177384	GU061100GA5T01	GELC
Test Well DT-5A	1821	1172	8/24/2005	WG	UF	CS		Inorg	6010	Calcium		9.09			0.036	mg/L			144119	GU05070GA5T01	GELC
Test Well DT-5A	1821	1172	7/13/2004	WG	UF	CS		Inorg	6010	Calcium		8.54			0.0055	mg/L			116936	GU04060GA5T01	GELC
Test Well DT-5A	1821	1172	7/13/2004	WG	UF	CS	FB	Inorg	6010	Calcium	<	0.0173			0.0055	mg/L	B	U	116936	GU04060GA5T01-FB	GELC
Test Well DT-5A	1821	1172	8/28/2003	WG	UF	CS		Inorg	6010	Calcium		9.02			0.00554	mg/L			87137	GU03070GA5T01	GELC
Test Well DT-5A	1821	1172	8/28/2003	WG	UF	DUP		Inorg	6010	Calcium		9.32			0.00554	mg/L			87137	GU03070GA5T01	GELC
Test Well DT-5A	1821	1172	12/6/2006	WG	F	CS		Inorg	A2340	Hardness		32.3			0.085	mg/L			177384	GF061100GA5T01	GELC
Test Well DT-5A	1821	1172	8/24/2005	WG	F	CS		Inorg	A2340	Hardness		34.4			0.085	mg/L			144119	GF05070GA5T01	GELC
Test Well DT-5A	1821	1172	12/6/2006	WG	UF	CS		Inorg	A2340	Hardness		32.7			0.085	mg/L			177384	GU061100GA5T01	GELC
Test Well DT-5A	1821	1172	8/24/2005	WG	UF	CS		Inorg	A2340	Hardness		33.6			0.085	mg/L			144119	GU05070GA5T01	GELC
Test Well DT-5A	1821	1172	7/13/2004	WG	UF	CS		Inorg	200.7	Hardness		31.7			0.00554	mg/L			116936	GU04060GA5T01	GELC
Test Well DT-5A	1821	1172	7/13/2004	WG	UF	CS	FB	Inorg	200.7	Hardness	<	0.0798			0.00554	mg/L	J	U	116936	GU04060GA5T01-FB	GELC
Test Well DT-5A	1821	1172	8/28/2003	WG	UF	CS		Inorg	200.7	Hardness		32.7			0.00554	mg/L			87137	GU03070GA5T01	GELC
Test Well DT-5A	1821	1172	12/6/2006	WG	F	CS		Inorg	6010	Magnesium		2.54			0.085	mg/L			177384	GF061100GA5T01	GELC
Test Well DT-5A	1821	1172	8/24/2005	WG	F	CS		Inorg	6010	Magnesium		2.71			0.085	mg/L			144119	GF05070GA5T01	GELC
Test Well DT-5A	1821	1172	12/6/2006	WG	UF	CS		Inorg	6010	Magnesium		2.57			0.085	mg/L			177384	GU061100GA5T01	GELC
Test Well DT-5A	1821	1172	8/24/2005	WG	UF	CS		Inorg	6010	Magnesium		2.64			0.085	mg/L			144119	GU05070GA5T01	GELC
Test Well DT-5A	1821	1172	7/13/2004	WG	UF	CS		Inorg	6010	Magnesium		2.51			0.0052	mg/L			116936	GU04060GA5T01	GELC

Ancho Canyon Watershed Last Four Analytical Results  
for Sampling November 27 - December 8, 2006

Periodic Monitoring Report for Ancho Watershed

Location	Port	Depth (ft)	Date	Fld Matrix	Fld Prep	Lab Sample Type	Fld QC	Suite	Method	Analyte	Symbol	Result	1-sigma TPU	MDA	MDL	Units	Lab Qual	2nd Qual	Request	Sample	Lab
Test Well DT-5A	1821	1172	7/13/2004	WG	UF	CS	FB	Inorg	6010	Magnesium	<	0.00886			0.0052	mg/L	B	U	116936	GU04060GA5T01-FB	GELC
Test Well DT-5A	1821	1172	8/28/2003	WG	UF	CS		Inorg	6010	Magnesium		2.47			0.00518	mg/L			87137	GU03070GA5T01	GELC
Test Well DT-5A	1821	1172	8/28/2003	WG	UF	DUP		Inorg	6010	Magnesium		2.55			0.00518	mg/L			87137	GU03070GA5T01	GELC
Test Well DT-5A	1821	1172	12/6/2006	WG	F	CS		Inorg	353.1	Nitrate-Nitrite as N		0.301			0.014	mg/L			177384	GF061100GA5T01	GELC
Test Well DT-5A	1821	1172	8/24/2005	WG	F	CS		Inorg	353.1	Nitrate-Nitrite as N		0.249			0.017	mg/L			144119	GF05070GA5T01	GELC
Test Well DT-5A	1821	1172	12/6/2006	WG	UF	CS		Inorg	353.1	Nitrate-Nitrite as N		0.3			0.014	mg/L			177384	GU061100GA5T01	GELC
Test Well DT-5A	1821	1172	7/13/2004	WG	UF	CS	FB	Inorg	353.1	Nitrate-Nitrite as N	<	0.01			0.01	mg/L	U		116936	GU04060GA5T01-FB	GELC
Test Well DT-5A	1821	1172	8/28/2003	WG	UF	CS		Inorg	353.1	Nitrate-Nitrite as N	<	0.02			0.01	mg/L	J	U	87137	GU03070GA5T01	GELC
Test Well DT-5A	1821	1172	4/12/2002	WG	UF	CS		Inorg	353.1	Nitrate-Nitrite as N		0.32			0.0069	mg/L			58894	GU02041GA5T	GELC
Test Well DT-5A	1821	1172	12/6/2006	WG	F	CS		Inorg	6850	Perchlorate		0.242			0.05	µg/L			177384	GF061100GA5T01	GELC
Test Well DT-5A	1821	1172	12/6/2006	WG	F	CS		Inorg	314.0	Perchlorate	<	4			4	µg/L	U		177384	GF061100GA5T01	GELC
Test Well DT-5A	1821	1172	8/24/2005	WG	F	CS		Inorg	314.0	Perchlorate	<	4			4	µg/L	U		144119	GF05070GA5T01	GELC
Test Well DT-5A	1821	1172	8/24/2005	WG	F	CS		Inorg	6850	Perchlorate		0.294			0.05	µg/L	H	J	144119	GF05070GA5T01	GELC
Test Well DT-5A	1821	1172	12/6/2006	WG	F	CS		Inorg	150.1	pH		7.96			0.01	SU	H	J	177384	GF061100GA5T01	GELC
Test Well DT-5A	1821	1172	8/24/2005	WG	F	CS		Inorg	150.1	pH		7.42			0.01	SU	H	J	144119	GF05070GA5T01	GELC
Test Well DT-5A	1821	1172	12/6/2006	WG	UF	CS		Inorg	150.1	pH		8.14			0.01	SU	H	J	177384	GU061100GA5T01	GELC
Test Well DT-5A	1821	1172	7/13/2004	WG	UF	CS		Inorg	150.1	pH		8.01				SU	H	J	116936	GU04060GA5T01	GELC
Test Well DT-5A	1821	1172	7/13/2004	WG	UF	DUP		Inorg	150.1	pH		8.01				SU	H		116936	GU04060GA5T01	GELC
Test Well DT-5A	1821	1172	7/13/2004	WG	UF	CS	FB	Inorg	150.1	pH		6.2				SU	H	J	116936	GU04060GA5T01-FB	GELC
Test Well DT-5A	1821	1172	8/28/2003	WG	UF	CS		Inorg	150.1	pH		7.89			0.01	SU	H	J	87137	GU03070GA5T01	GELC
Test Well DT-5A	1821	1172	8/28/2003	WG	UF	DUP		Inorg	150.1	pH		7.9			0.01	SU	H		87137	GU03070GA5T01	GELC
Test Well DT-5A	1821	1172	12/6/2006	WG	F	CS		Inorg	6010	Potassium		1.82			0.05	mg/L			177384	GF061100GA5T01	GELC
Test Well DT-5A	1821	1172	8/24/2005	WG	F	CS		Inorg	6010	Potassium		1.79			0.05	mg/L			144119	GF05070GA5T01	GELC
Test Well DT-5A	1821	1172	12/6/2006	WG	UF	CS		Inorg	6010	Potassium		1.84			0.05	mg/L			177384	GU061100GA5T01	GELC
Test Well DT-5A	1821	1172	8/24/2005	WG	UF	CS		Inorg	6010	Potassium		1.74			0.05	mg/L			144119	GU05070GA5T01	GELC
Test Well DT-5A	1821	1172	7/13/2004	WG	UF	CS		Inorg	6010	Potassium		1.59			0.0165	mg/L			116936	GU04060GA5T01	GELC
Test Well DT-5A	1821	1172	7/13/2004	WG	UF	CS	FB	Inorg	6010	Potassium	<	0.0165			0.0165	mg/L	U		116936	GU04060GA5T01-FB	GELC
Test Well DT-5A	1821	1172	8/28/2003	WG	UF	CS		Inorg	6010	Potassium		1.85			0.0165	mg/L			87137	GU03070GA5T01	GELC
Test Well DT-5A	1821	1172	8/28/2003	WG	UF	DUP		Inorg	6010	Potassium		1.88			0.0165	mg/L			87137	GU03070GA5T01	GELC
Test Well DT-5A	1821	1172	12/6/2006	WG	F	CS		Inorg	6010	Silicon Dioxide		71.4			0.032	mg/L		J-	177384	GF061100GA5T01	GELC
Test Well DT-5A	1821	1172	8/24/2005	WG	F	CS		Inorg	6010	Silicon Dioxide		73.4			0.032	mg/L			144119	GF05070GA5T01	GELC
Test Well DT-5A	1821	1172	12/6/2006	WG	UF	CS		Inorg	6010	Silicon Dioxide		72.1			0.032	mg/L		J-	177384	GU061100GA5T01	GELC
Test Well DT-5A	1821	1172	8/24/2005	WG	UF	CS		Inorg	6010	Silicon Dioxide		71.4			0.032	mg/L			144119	GU05070GA5T01	GELC
Test Well DT-5A	1821	1172	7/13/2004	WG	UF	CS		Inorg	6010	Silicon Dioxide		66.3			0.0212	mg/L			116936	GU04060GA5T01	GELC
Test Well DT-5A	1821	1172	7/13/2004	WG	UF	CS	FB	Inorg	6010	Silicon Dioxide		0.53			0.0212	mg/L			116936	GU04060GA5T01-FB	GELC
Test Well DT-5A	1821	1172	8/28/2003	WG	UF	CS		Inorg	6010	Silicon Dioxide		47.7			0.0212	mg/L			87137	GU03070GA5T01	GELC
Test Well DT-5A	1821	1172	8/28/2003	WG	UF	DUP		Inorg	6010	Silicon Dioxide		49.1			0.0212	mg/L			87137	GU03070GA5T01	GELC
Test Well DT-5A	1821	1172	12/6/2006	WG	F	CS		Inorg	6010	Sodium		11.1			0.045	mg/L			177384	GF061100GA5T01	GELC
Test Well DT-5A	1821	1172	8/24/2005	WG	F	CS		Inorg	6010	Sodium		11.3			0.045	mg/L			144119	GF05070GA5T01	GELC
Test Well DT-5A	1821	1172	12/6/2006	WG	UF	CS		Inorg	6010	Sodium		11.2			0.045	mg/L			177384	GU061100GA5T01	GELC
Test Well DT-5A	1821	1172	8/24/2005	WG	UF	CS		Inorg	6010	Sodium		11.2			0.045	mg/L			144119	GU05070GA5T01	GELC
Test Well DT-5A	1821	1172	7/13/2004	WG	UF	CS		Inorg	6010	Sodium		10.3			0.0144	mg/L			116936	GU04060GA5T01	GELC
Test Well DT-5A	1821	1172	7/13/2004	WG	UF	CS	FB	Inorg	6010	Sodium	<	0.0144			0.0144	mg/L	U	UJ	116936	GU04060GA5T01-FB	GELC
Test Well DT-5A	1821	1172	8/28/2003	WG	UF	CS		Inorg	6010	Sodium		11.4			0.0144	mg/L			87137	GU03070GA5T01	GELC
Test Well DT-5A	1821	1172	8/28/2003	WG	UF	DUP		Inorg	6010	Sodium		11.6			0.0144	mg/L			87137	GU03070GA5T01	GELC
Test Well DT-5A	1821	1172	12/6/2006	WG	F	CS		Inorg	120.1	Specific Conductance		119			1	uS/cm			177384	GF061100GA5T01	GELC
Test Well DT-5A	1821	1172	8/24/2005	WG	F	CS		Inorg	120.1	Specific Conductance		115			1	uS/cm			144119	GF05070GA5T01	GELC
Test Well DT-5A	1821	1172	12/6/2006	WG	UF	CS		Inorg	120.1	Specific Conductance		119			1	uS/cm			177384	GU061100GA5T01	GELC
Test Well DT-5A	1821	1172	7/13/2004	WG	UF	CS		Inorg	9050	Specific Conductance		116			1	uS/cm			116936	GU04060GA5T01	GELC
Test Well DT-5A	1821	1172	7/13/2004	WG	UF	DUP		Inorg	9050	Specific Conductance		116			1	uS/cm			116936	GU04060GA5T01	GELC

Ancho Canyon Watershed Last Four Analytical Results  
for Sampling November 27 - December 8, 2006

Periodic Monitoring Report for Ancho Watershed

Location	Port	Depth (ft)	Date	Fid Matrix	Fid Prep	Lab Sample Type	Fid QC	Suite	Method	Analyte	Symbol	Result	1-sigma TPU	MDA	MDL	Units	Lab Qual	2nd Qual	Request	Sample	Lab
Test Well DT-5A	1821	1172	7/13/2004	WG	UF	CS	FB	Inorg	9050	Specific Conductance		1.5			1	uS/cm			116936	GU04060GA5T01-FB	GELC
Test Well DT-5A	1821	1172	8/28/2003	WG	UF	CS		Inorg	9050	Specific Conductance		319			1	uS/cm			87137	GU03070GA5T01	GELC
Test Well DT-5A	1821	1172	12/6/2006	WG	F	CS		Inorg	160.1	Total Dissolved Solids		94			2.38	mg/L			177384	GF061100GA5T01	GELC
Test Well DT-5A	1821	1172	12/6/2006	WG	F	CS		Inorg	160.1	Total Dissolved Solids		110			2.38	mg/L			177384	GU061100GA5T01	GELC
Test Well DT-5A	1821	1172	8/24/2005	WG	F	CS		Inorg	160.1	Total Dissolved Solids		131			2.38	mg/L			144119	GF05070GA5T01	GELC
Test Well DT-5A	1821	1172	7/13/2004	WG	F	CS		Inorg	160.1	Total Dissolved Solids		117			3.07	mg/L		J	116936	GU04060GA5T01	GELC
Test Well DT-5A	1821	1172	7/13/2004	WG	F	CS	FB	Inorg	160.1	Total Dissolved Solids	<	3.07			3.07	mg/L	U	UJ	116936	GU04060GA5T01-FB	GELC
Test Well DT-5A	1821	1172	8/28/2003	WG	F	CS		Inorg	160.1	Total Dissolved Solids		106			3.07	mg/L			87137	GU03070GA5T01	GELC
Test Well DT-5A	1821	1172	8/28/2003	WG	F	DUP		Inorg	160.1	Total Dissolved Solids		113			3.07	mg/L			87137	GU03070GA5T01	GELC
Test Well DT-5A	1821	1172	12/6/2006	WG	F	CS		Inorg	351.2	Total Kjeldahl Nitrogen		0.28			0.01	mg/L			177384	GF061100GA5T01	GELC
Test Well DT-5A	1821	1172	8/24/2005	WG	F	CS		Inorg	351.2	Total Kjeldahl Nitrogen		0.088			0.02	mg/L	J		144119	GF05070GA5T01	GELC
Test Well DT-5A	1821	1172	12/6/2006	WG	UF	CS		Inorg	351.2	Total Kjeldahl Nitrogen	<	0.01			0.01	mg/L	U		177384	GU061100GA5T01	GELC
Test Well DT-5A	1821	1172	12/6/2006	WG	UF	CS		Inorg	9060	Total Organic Carbon		0.484			0.33	mg/L	J		177384	GU061100GA5T01	GELC
Test Well DT-5A	1821	1172	12/6/2006	WG	F	CS		Met	6020	Arsenic	<	1.5			1.5	µg/L	U		177384	GF061100GA5T01	GELC
Test Well DT-5A	1821	1172	8/24/2005	WG	F	CS		Met	6010	Arsenic	<	6			6	µg/L	U		144119	GF05070GA5T01	GELC
Test Well DT-5A	1821	1172	12/6/2006	WG	UF	CS		Met	6020	Arsenic		1.6			1.5	µg/L	J		177384	GU061100GA5T01	GELC
Test Well DT-5A	1821	1172	8/24/2005	WG	UF	CS		Met	6010	Arsenic	<	6			6	µg/L	U		144119	GU05070GA5T01	GELC
Test Well DT-5A	1821	1172	7/13/2004	WG	UF	CS		Met	6010	Arsenic	<	2.2			2.2	µg/L	U		116936	GU04060GA5T01	GELC
Test Well DT-5A	1821	1172	7/13/2004	WG	UF	CS	FB	Met	6010	Arsenic	<	2.2			2.2	µg/L	U		116936	GU04060GA5T01-FB	GELC
Test Well DT-5A	1821	1172	8/28/2003	WG	UF	CS		Met	6010	Arsenic	<	2.24			2.24	µg/L	U		87137	GU03070GA5T01	GELC
Test Well DT-5A	1821	1172	8/28/2003	WG	UF	DUP		Met	6010	Arsenic	<	2.24			2.24	µg/L	U		87137	GU03070GA5T01	GELC
Test Well DT-5A	1821	1172	12/6/2006	WG	F	CS		Met	6010	Barium		23.5			1	µg/L			177384	GF061100GA5T01	GELC
Test Well DT-5A	1821	1172	8/24/2005	WG	F	CS		Met	6010	Barium		24.4			1	µg/L			144119	GF05070GA5T01	GELC
Test Well DT-5A	1821	1172	12/6/2006	WG	UF	CS		Met	6010	Barium		24.8			1	µg/L			177384	GU061100GA5T01	GELC
Test Well DT-5A	1821	1172	8/24/2005	WG	UF	CS		Met	6010	Barium		25.3			1	µg/L			144119	GU05070GA5T01	GELC
Test Well DT-5A	1821	1172	7/13/2004	WG	UF	CS		Met	6010	Barium		23.6			0.22	µg/L			116936	GU04060GA5T01	GELC
Test Well DT-5A	1821	1172	7/13/2004	WG	UF	CS	FB	Met	6010	Barium	<	0.22			0.22	µg/L	U		116936	GU04060GA5T01-FB	GELC
Test Well DT-5A	1821	1172	8/28/2003	WG	UF	CS		Met	6010	Barium		17.6			0.222	µg/L			87137	GU03070GA5T01	GELC
Test Well DT-5A	1821	1172	8/28/2003	WG	UF	DUP		Met	6010	Barium		18.1			0.222	µg/L			87137	GU03070GA5T01	GELC
Test Well DT-5A	1821	1172	12/6/2006	WG	F	CS		Met	6010	Boron	<	10			10	µg/L	U		177384	GF061100GA5T01	GELC
Test Well DT-5A	1821	1172	8/24/2005	WG	F	CS		Met	6010	Boron	<	10			10	µg/L	U		144119	GF05070GA5T01	GELC
Test Well DT-5A	1821	1172	12/6/2006	WG	UF	CS		Met	6010	Boron		10			10	µg/L	J		177384	GU061100GA5T01	GELC
Test Well DT-5A	1821	1172	8/24/2005	WG	UF	CS		Met	6010	Boron	<	10			10	µg/L	U		144119	GU05070GA5T01	GELC
Test Well DT-5A	1821	1172	7/13/2004	WG	UF	CS		Met	6010	Boron		11.5			4.9	µg/L	B		116936	GU04060GA5T01	GELC
Test Well DT-5A	1821	1172	7/13/2004	WG	UF	CS	FB	Met	6010	Boron	<	4.9			4.9	µg/L	U		116936	GU04060GA5T01-FB	GELC
Test Well DT-5A	1821	1172	8/28/2003	WG	UF	CS		Met	6010	Boron		8.92			4.88	µg/L	B		87137	GU03070GA5T01	GELC
Test Well DT-5A	1821	1172	8/28/2003	WG	UF	DUP		Met	6010	Boron		7.26			4.88	µg/L	B		87137	GU03070GA5T01	GELC
Test Well DT-5A	1821	1172	12/6/2006	WG	F	CS		Met	6020	Chromium		2.7			1	µg/L	JN	J-	177384	GF061100GA5T01	GELC
Test Well DT-5A	1821	1172	8/24/2005	WG	F	CS		Met	6010	Chromium		2.3			1	µg/L	J		144119	GF05070GA5T01	GELC
Test Well DT-5A	1821	1172	12/6/2006	WG	UF	CS		Met	6020	Chromium		2.7			1	µg/L	JN	J-	177384	GU061100GA5T01	GELC
Test Well DT-5A	1821	1172	8/24/2005	WG	UF	CS		Met	6010	Chromium		2.6			1	µg/L	J		144119	GU05070GA5T01	GELC
Test Well DT-5A	1821	1172	7/13/2004	WG	UF	CS		Met	6010	Chromium		2.43			0.5	µg/L	B	JN-	116936	GU04060GA5T01	GELC
Test Well DT-5A	1821	1172	7/13/2004	WG	UF	CS	FB	Met	6010	Chromium	<	0.5			0.5	µg/L	U	UJ	116936	GU04060GA5T01-FB	GELC
Test Well DT-5A	1821	1172	8/28/2003	WG	UF	CS		Met	6010	Chromium	<	1.9			0.503	µg/L	B	U	87137	GU03070GA5T01	GELC
Test Well DT-5A	1821	1172	8/28/2003	WG	UF	DUP		Met	6010	Chromium		1.95			0.503	µg/L	B		87137	GU03070GA5T01	GELC
Test Well DT-5A	1821	1172	12/6/2006	WG	F	CS		Met	6010	Iron		26.4			18	µg/L	J		177384	GF061100GA5T01	GELC
Test Well DT-5A	1821	1172	8/24/2005	WG	F	CS		Met	6010	Iron		23.9			18	µg/L	J		144119	GF05070GA5T01	GELC
Test Well DT-5A	1821	1172	12/6/2006	WG	UF	CS		Met	6010	Iron		103			18	µg/L			177384	GU061100GA5T01	GELC
Test Well DT-5A	1821	1172	8/24/2005	WG	UF	CS		Met	6010	Iron		276			18	µg/L			144119	GU05070GA5T01	GELC
Test Well DT-5A	1821	1172	7/13/2004	WG	UF	CS		Met	6010	Iron		201			12.6	µg/L			116936	GU04060GA5T01	GELC
Test Well DT-5A	1821	1172	7/13/2004	WG	UF	CS	FB	Met	6010	Iron	<	12.6			12.6	µg/L	U		116936	GU04060GA5T01-FB	GELC

Ancho Canyon Watershed Last Four Analytical Results  
for Sampling November 27 - December 8, 2006

Periodic Monitoring Report for Ancho Watershed

Location	Port	Depth (ft)	Date	Fld Matrix	Fld Prep	Lab Sample Type	Fld QC	Suite	Method	Analyte	Symbol	Result	1-sigma TPU	MDA	MDL	Units	Lab Qual	2nd Qual	Request	Sample	Lab
Test Well DT-5A	1821	1172	8/28/2003	WG	UF	CS		Met	6010	Iron		558			12.6	µg/L			87137	GU03070GA5T01	GELC
Test Well DT-5A	1821	1172	8/28/2003	WG	UF	DUP		Met	6010	Iron		573			12.6	µg/L			87137	GU03070GA5T01	GELC
Test Well DT-5A	1821	1172	12/6/2006	WG	F	CS		Met	6020	Lead	<	0.5			0.5	µg/L	U		177384	GF061100GA5T01	GELC
Test Well DT-5A	1821	1172	8/24/2005	WG	F	CS		Met	6020	Lead	<	0.5			0.5	µg/L	U		144119	GF05070GA5T01	GELC
Test Well DT-5A	1821	1172	12/6/2006	WG	UF	CS		Met	6020	Lead		0.8			0.5	µg/L	J		177384	GU061100GA5T01	GELC
Test Well DT-5A	1821	1172	8/24/2005	WG	UF	CS		Met	6020	Lead		0.9			0.5	µg/L	J		144119	GU05070GA5T01	GELC
Test Well DT-5A	1821	1172	7/13/2004	WG	UF	CS		Met	6020	Lead		0.72			0.05	µg/L	B		116936	GU04060GA5T01	GELC
Test Well DT-5A	1821	1172	7/13/2004	WG	UF	CS	FB	Met	6020	Lead	<	0.05			0.05	µg/L	U		116936	GU04060GA5T01-FB	GELC
Test Well DT-5A	1821	1172	8/28/2003	WG	UF	CS		Met	6020	Lead		3.87			0.05	µg/L			87137	GU03070GA5T01	GELC
Test Well DT-5A	1821	1172	8/28/2003	WG	UF	DUP		Met	6020	Lead		3.87			0.05	µg/L			87137	GU03070GA5T01	GELC
Test Well DT-5A	1821	1172	12/6/2006	WG	F	CS		Met	6010	Manganese		8.4			2	µg/L	J		177384	GF061100GA5T01	GELC
Test Well DT-5A	1821	1172	8/24/2005	WG	F	CS		Met	6010	Manganese		5.4			2	µg/L	J		144119	GF05070GA5T01	GELC
Test Well DT-5A	1821	1172	12/6/2006	WG	UF	CS		Met	6010	Manganese		21.6			2	µg/L			177384	GU061100GA5T01	GELC
Test Well DT-5A	1821	1172	8/24/2005	WG	UF	CS		Met	6010	Manganese		34.8			2	µg/L			144119	GU05070GA5T01	GELC
Test Well DT-5A	1821	1172	7/13/2004	WG	UF	CS		Met	6010	Manganese		16			0.3	µg/L			116936	GU04060GA5T01	GELC
Test Well DT-5A	1821	1172	7/13/2004	WG	UF	CS	FB	Met	6010	Manganese	<	0.3			0.3	µg/L	U		116936	GU04060GA5T01-FB	GELC
Test Well DT-5A	1821	1172	8/28/2003	WG	UF	CS		Met	6010	Manganese		26			0.296	µg/L			87137	GU03070GA5T01	GELC
Test Well DT-5A	1821	1172	8/28/2003	WG	UF	DUP		Met	6010	Manganese		26.8			0.296	µg/L			87137	GU03070GA5T01	GELC
Test Well DT-5A	1821	1172	12/6/2006	WG	F	CS		Met	6010	Strontium		44.9			1	µg/L			177384	GF061100GA5T01	GELC
Test Well DT-5A	1821	1172	8/24/2005	WG	F	CS		Met	6010	Strontium		48.1			1	µg/L			144119	GF05070GA5T01	GELC
Test Well DT-5A	1821	1172	12/6/2006	WG	UF	CS		Met	6010	Strontium		45.5			1	µg/L			177384	GU061100GA5T01	GELC
Test Well DT-5A	1821	1172	8/24/2005	WG	UF	CS		Met	6010	Strontium		46.9			1	µg/L			144119	GU05070GA5T01	GELC
Test Well DT-5A	1821	1172	7/13/2004	WG	UF	CS		Met	6010	Strontium		43.9			0.18	µg/L			116936	GU04060GA5T01	GELC
Test Well DT-5A	1821	1172	7/13/2004	WG	UF	CS	FB	Met	6010	Strontium	<	0.197			0.18	µg/L	B	U	116936	GU04060GA5T01-FB	GELC
Test Well DT-5A	1821	1172	8/28/2003	WG	UF	CS		Met	6010	Strontium		46.4			0.178	µg/L			87137	GU03070GA5T01	GELC
Test Well DT-5A	1821	1172	8/28/2003	WG	UF	DUP		Met	6010	Strontium		47.9			0.178	µg/L			87137	GU03070GA5T01	GELC
Test Well DT-5A	1821	1172	12/6/2006	WG	F	CS		Met	6010	Vanadium		8.1			1	µg/L			177384	GF061100GA5T01	GELC
Test Well DT-5A	1821	1172	8/24/2005	WG	F	CS		Met	6010	Vanadium		8.3			1	µg/L			144119	GF05070GA5T01	GELC
Test Well DT-5A	1821	1172	12/6/2006	WG	UF	CS		Met	6010	Vanadium		8.4			1	µg/L			177384	GU061100GA5T01	GELC
Test Well DT-5A	1821	1172	8/24/2005	WG	UF	CS		Met	6010	Vanadium		8.3			1	µg/L			144119	GU05070GA5T01	GELC
Test Well DT-5A	1821	1172	7/13/2004	WG	UF	CS		Met	6010	Vanadium		7.04			0.61	µg/L			116936	GU04060GA5T01	GELC
Test Well DT-5A	1821	1172	7/13/2004	WG	UF	CS	FB	Met	6010	Vanadium	<	0.61			0.61	µg/L	U	UJ	116936	GU04060GA5T01-FB	GELC
Test Well DT-5A	1821	1172	8/28/2003	WG	UF	CS		Met	6010	Vanadium	<	1.47			0.606	µg/L	B	U	87137	GU03070GA5T01	GELC
Test Well DT-5A	1821	1172	8/28/2003	WG	UF	DUP		Met	6010	Vanadium		1.58			0.606	µg/L	B		87137	GU03070GA5T01	GELC
Test Well DT-5A	1821	1172	12/6/2006	WG	F	CS		Met	6010	Zinc		212			2	µg/L			177384	GF061100GA5T01	GELC
Test Well DT-5A	1821	1172	8/24/2005	WG	F	CS		Met	6010	Zinc		228			2	µg/L			144119	GF05070GA5T01	GELC
Test Well DT-5A	1821	1172	12/6/2006	WG	UF	CS		Met	6010	Zinc		230			2	µg/L			177384	GU061100GA5T01	GELC
Test Well DT-5A	1821	1172	8/24/2005	WG	UF	CS		Met	6010	Zinc		245			2	µg/L			144119	GU05070GA5T01	GELC
Test Well DT-5A	1821	1172	7/13/2004	WG	UF	CS		Met	6010	Zinc		245			0.88	µg/L			116936	GU04060GA5T01	GELC
Test Well DT-5A	1821	1172	7/13/2004	WG	UF	CS	FB	Met	6010	Zinc	<	0.88			0.88	µg/L	U	R	116936	GU04060GA5T01-FB	GELC
Test Well DT-5A	1821	1172	8/28/2003	WG	UF	CS		Met	6010	Zinc		111			0.883	µg/L			87137	GU03070GA5T01	GELC
Test Well DT-5A	1821	1172	8/28/2003	WG	UF	DUP		Met	6010	Zinc		114			0.883	µg/L			87137	GU03070GA5T01	GELC
Test Well DT-5A	1821	1172	12/6/2006	WG	F	CS		Rad	H300	Americium-241		0.00834	0.0047	0.0291		pCi/L	U	U	177384	GF061100GA5T01	GELC
Test Well DT-5A	1821	1172	8/24/2005	WG	F	CS		Rad	H300	Americium-241		0.00462	0.00477	0.03		pCi/L	U	U	144119	GF05070GA5T01	GELC
Test Well DT-5A	1821	1172	12/6/2006	WG	UF	CS		Rad	H300	Americium-241		-0.00742	0.00321	0.0205		pCi/L	U	U	177384	GU061100GA5T01	GELC
Test Well DT-5A	1821	1172	8/24/2005	WG	UF	CS		Rad	H300	Americium-241		0.00343	0.00559	0.032		pCi/L	U	U	144119	GU05070GA5T01	GELC
Test Well DT-5A	1821	1172	7/13/2004	WG	UF	CS		Rad	AS	Americium-241		0.0056	0.00494	0.033		pCi/L	U	U	116936	GU04060GA5T01	GELC
Test Well DT-5A	1821	1172	7/13/2004	WG	UF	DUP		Rad	AS	Americium-241		0.0103	0.00897	0.046		pCi/L	U		116548	GU04060GA5T01	GELC
Test Well DT-5A	1821	1172	7/13/2004	WG	UF	CS	FB	Rad	AS	Americium-241		0.00175	0.00303	0.031		pCi/L	U	U	116936	GU04060GA5T01-FB	GELC
Test Well DT-5A	1821	1172	8/28/2003	WG	UF	CS		Rad	AS	Americium-241		0.01	0.00505	0.036		pCi/L	U	U	87137	GU03070GA5T01	GELC
Test Well DT-5A	1821	1172	12/6/2006	WG	F	CS		Rad	901.1	Cesium-137		-0.339	1.47	5.4		pCi/L	U	U	177384	GF061100GA5T01	GELC

Ancho Canyon Watershed Last Four Analytical Results  
for Sampling November 27 - December 8, 2006

Periodic Monitoring Report for Ancho Watershed

Location	Port	Depth (ft)	Date	Fld Matrix	Fld Prep	Lab Sample Type	Fld QC	Suite	Method	Analyte	Symbol	Result	1-sigma TPU	MDA	MDL	Units	Lab Qual	2nd Qual	Request	Sample	Lab
Test Well DT-5A	1821	1172	8/24/2005	WG	F	CS		Rad	901.1	Cesium-137		0.639	0.936	3.49		pCi/L	U	U	144119	GF05070GA5T01	GELC
Test Well DT-5A	1821	1172	12/6/2006	WG	UF	CS		Rad	901.1	Cesium-137		0.356	1.05	3.93		pCi/L	U	U	177384	GU061100GA5T01	GELC
Test Well DT-5A	1821	1172	8/24/2005	WG	UF	CS		Rad	901.1	Cesium-137		-0.258	0.921	3.33		pCi/L	U	U	144119	GU05070GA5T01	GELC
Test Well DT-5A	1821	1172	7/13/2004	WG	UF	CS		Rad	901.1	Cesium-137		0.196	1.02	3.75		pCi/L	U	U	116936	GU04060GA5T01	GELC
Test Well DT-5A	1821	1172	7/13/2004	WG	UF	CS	FB	Rad	901.1	Cesium-137		2.06	1.72	3.13		pCi/L	U	U	116936	GU04060GA5T01-FB	GELC
Test Well DT-5A	1821	1172	8/28/2003	WG	UF	CS		Rad	901.1	Cesium-137		0.482	0.92	3.42		pCi/L	U	U	87137	GU03070GA5T01	GELC
Test Well DT-5A	1821	1172	12/6/2006	WG	F	CS		Rad	901.1	Cobalt-60		0.999	1.45	5.71		pCi/L	U	U	177384	GF061100GA5T01	GELC
Test Well DT-5A	1821	1172	8/24/2005	WG	F	CS		Rad	901.1	Cobalt-60		-0.202	1.22	4.37		pCi/L	U	U	144119	GF05070GA5T01	GELC
Test Well DT-5A	1821	1172	12/6/2006	WG	UF	CS		Rad	901.1	Cobalt-60		0.23	1.34	4.52		pCi/L	U	U	177384	GU061100GA5T01	GELC
Test Well DT-5A	1821	1172	8/24/2005	WG	UF	CS		Rad	901.1	Cobalt-60		0.504	1.03	4		pCi/L	U	U	144119	GU05070GA5T01	GELC
Test Well DT-5A	1821	1172	7/13/2004	WG	UF	CS		Rad	901.1	Cobalt-60		1.48	1.07	4.34		pCi/L	U	U	116936	GU04060GA5T01	GELC
Test Well DT-5A	1821	1172	7/13/2004	WG	UF	CS	FB	Rad	901.1	Cobalt-60		-0.898	0.819	2.85		pCi/L	U	U	116936	GU04060GA5T01-FB	GELC
Test Well DT-5A	1821	1172	8/28/2003	WG	UF	CS		Rad	901.1	Cobalt-60		1.44	1.11	4.03		pCi/L	U	U	87137	GU03070GA5T01	GELC
Test Well DT-5A	1821	1172	12/6/2006	WG	F	CS		Rad	900	Gross alpha		0.226	0.314	1.15		pCi/L	U	U	177384	GF061100GA5T01	GELC
Test Well DT-5A	1821	1172	8/24/2005	WG	F	CS		Rad	900	Gross alpha		0.396	0.614	2.89		pCi/L	U	U	144119	GF05070GA5T01	GELC
Test Well DT-5A	1821	1172	12/6/2006	WG	UF	CS		Rad	900	Gross alpha		0.171	0.351	1.37		pCi/L	U	U	177384	GU061100GA5T01	GELC
Test Well DT-5A	1821	1172	8/24/2005	WG	UF	CS		Rad	900	Gross alpha		0.956	0.706	2.84		pCi/L	U	U	144119	GU05070GA5T01	GELC
Test Well DT-5A	1821	1172	7/13/2004	WG	UF	CS		Rad	900	Gross alpha		0.142	0.389	1.26		pCi/L	U	U	116936	GU04060GA5T01	GELC
Test Well DT-5A	1821	1172	7/13/2004	WG	UF	DUP		Rad	900	Gross alpha		1.32	0.611	1.95		pCi/L	U		116548	GU04060GA5T01	GELC
Test Well DT-5A	1821	1172	7/13/2004	WG	UF	CS	FB	Rad	900	Gross alpha		-0.484	0.239	0.984		pCi/L	U	U	116936	GU04060GA5T01-FB	GELC
Test Well DT-5A	1821	1172	8/28/2003	WG	UF	CS		Rad	900	Gross alpha		0.228	0.182	0.68		pCi/L	U	U	87137	GU03070GA5T01	GELC
Test Well DT-5A	1821	1172	12/6/2006	WG	F	CS		Rad	900	Gross beta		1.19	0.686	2.25		pCi/L	U	U	177384	GF061100GA5T01	GELC
Test Well DT-5A	1821	1172	8/24/2005	WG	F	CS		Rad	900	Gross beta		1.61	0.688	2.8		pCi/L	U	U	144119	GF05070GA5T01	GELC
Test Well DT-5A	1821	1172	12/6/2006	WG	UF	CS		Rad	900	Gross beta		0.361	0.59	2.07		pCi/L	U	U	177384	GU061100GA5T01	GELC
Test Well DT-5A	1821	1172	8/24/2005	WG	UF	CS		Rad	900	Gross beta		1.34	0.743	3.06		pCi/L	U	U	144119	GU05070GA5T01	GELC
Test Well DT-5A	1821	1172	7/13/2004	WG	UF	CS		Rad	900	Gross beta		2.17	0.665	2.09		pCi/L		J	116936	GU04060GA5T01	GELC
Test Well DT-5A	1821	1172	7/13/2004	WG	UF	DUP		Rad	900	Gross beta		1.98	0.66	2.11		pCi/L	U		116548	GU04060GA5T01	GELC
Test Well DT-5A	1821	1172	7/13/2004	WG	UF	CS	FB	Rad	900	Gross beta		0.849	0.59	1.94		pCi/L	U	U	116936	GU04060GA5T01-FB	GELC
Test Well DT-5A	1821	1172	8/28/2003	WG	UF	CS		Rad	900	Gross beta		1.79	0.597	2.18		pCi/L	U	U	87137	GU03070GA5T01	GELC
Test Well DT-5A	1821	1172	12/6/2006	WG	F	CS		Rad	901.1	Gross gamma		112	91.4	385		pCi/L	U	U	177384	GF061100GA5T01	GELC
Test Well DT-5A	1821	1172	8/24/2005	WG	F	CS		Rad	901.1	Gross gamma		67.3	65	283		pCi/L	U	J-, U	144119	GF05070GA5T01	GELC
Test Well DT-5A	1821	1172	12/6/2006	WG	UF	CS		Rad	901.1	Gross gamma		109	103	321		pCi/L	U	U	177384	GU061100GA5T01	GELC
Test Well DT-5A	1821	1172	8/24/2005	WG	UF	CS		Rad	901.1	Gross gamma		80.8	89.4	246		pCi/L	U	J-, U	144119	GU05070GA5T01	GELC
Test Well DT-5A	1821	1172	7/13/2004	WG	UF	CS		Rad	901.1	Gross gamma		54.6	55.4	216		pCi/L	U	U	116936	GU04060GA5T01	GELC
Test Well DT-5A	1821	1172	7/13/2004	WG	UF	CS	FB	Rad	901.1	Gross gamma		77.6	79.4	271		pCi/L	U	U	116936	GU04060GA5T01-FB	GELC
Test Well DT-5A	1821	1172	8/28/2003	WG	UF	CS		Rad	901.1	Gross gamma		85.3	92.2	354		pCi/L	U	U	87137	GU03070GA5T01	GELC
Test Well DT-5A	1821	1172	12/6/2006	WG	F	CS		Rad	901.1	Neptunium-237		-4.82	5.85	19.2		pCi/L	U	U	177384	GF061100GA5T01	GELC
Test Well DT-5A	1821	1172	8/24/2005	WG	F	CS		Rad	901.1	Neptunium-237		1.15	7.43	25.6		pCi/L	U	U	144119	GF05070GA5T01	GELC
Test Well DT-5A	1821	1172	12/6/2006	WG	UF	CS		Rad	901.1	Neptunium-237		15.8	8.48	32		pCi/L	U	U	177384	GU061100GA5T01	GELC
Test Well DT-5A	1821	1172	8/24/2005	WG	UF	CS		Rad	901.1	Neptunium-237		8.51	7.57	22.6		pCi/L	U	U	144119	GU05070GA5T01	GELC
Test Well DT-5A	1821	1172	7/13/2004	WG	UF	CS		Rad	901.1	Neptunium-237		13.1	6.86	16.5		pCi/L	U	U	116936	GU04060GA5T01	GELC
Test Well DT-5A	1821	1172	7/13/2004	WG	UF	DUP		Rad	901.1	Neptunium-237		8.57	6.5	23.7		pCi/L	U		116936	GU04060GA5T01	GELC
Test Well DT-5A	1821	1172	7/13/2004	WG	UF	CS	FB	Rad	901.1	Neptunium-237		9.45	9.39	24.4		pCi/L	U	U	116936	GU04060GA5T01-FB	GELC
Test Well DT-5A	1821	1172	8/28/2003	WG	UF	CS		Rad	901.1	Neptunium-237		0.553	7.81	26.5		pCi/L	U	U	87137	GU03070GA5T01	GELC
Test Well DT-5A	1821	1172	12/6/2006	WG	F	CS		Rad	H300	Plutonium-238		0	0.00423	0.0232		pCi/L	U	U	177384	GF061100GA5T01	GELC
Test Well DT-5A	1821	1172	8/24/2005	WG	F	CS		Rad	H300	Plutonium-238		-0.0107	0.0107	0.0443		pCi/L	U	U	144119	GF05070GA5T01	GELC
Test Well DT-5A	1821	1172	12/6/2006	WG	UF	CS		Rad	H300	Plutonium-238		-0.013	0.00688	0.0238		pCi/L	U	U	177384	GU061100GA5T01	GELC
Test Well DT-5A	1821	1172	8/24/2005	WG	UF	CS		Rad	H300	Plutonium-238		0.0106	0.00876	0.0441		pCi/L	U	U	144119	GU05070GA5T01	GELC
Test Well DT-5A	1821	1172	7/13/2004	WG	UF	CS		Rad	AS	Plutonium-238		-0.012	0.00637	0.031		pCi/L	U	U	116936	GU04060GA5T01	GELC
Test Well DT-5A	1821	1172	7/13/2004	WG	UF	DUP		Rad	AS	Plutonium-238		-0.00451	0.00452	0.035		pCi/L	U		116548	GU04060GA5T01	GELC
Test Well DT-5A	1821	1172	7/13/2004	WG	UF	CS	FB	Rad	AS	Plutonium-238		0	0.00668	0.033		pCi/L	U	U	116936	GU04060GA5T01-FB	GELC



Ancho Canyon Watershed Last Four Analytical Results  
for Sampling November 27 - December 8, 2006

Periodic Monitoring Report for Ancho Watershed

Location	Port	Depth (ft)	Date	Fld Matrix	Fld Prep	Lab Sample Type	Fld QC	Suite	Method	Analyte	Symbol	Result	1-sigma TPU	MDA	MDL	Units	Lab Qual	2nd Qual	Request	Sample	Lab
Test Well DT-5A	1821	1172	8/28/2003	WG	UF	CS		Rad	AS	Plutonium-238		0.00193	0.00641	0.027		pCi/L	U	U	87137	GU03070GA5T01	GELC
Test Well DT-5A	1821	1172	12/6/2006	WG	F	CS		Rad	H300	Plutonium-239/Plutonium-240		0.00846	0.00519	0.0154		pCi/L	U	U	177384	GF061100GA5T01	GELC
Test Well DT-5A	1821	1172	8/24/2005	WG	F	CS		Rad	H300	Plutonium-239/Plutonium-240		0	0.00675	0.0374		pCi/L	U	U	144119	GF05070GA5T01	GELC
Test Well DT-5A	1821	1172	12/6/2006	WG	UF	CS		Rad	H300	Plutonium-239/Plutonium-240		0.0065	0.00377	0.0158		pCi/L	U	U	177384	GU061100GA5T01	GELC
Test Well DT-5A	1821	1172	8/24/2005	WG	UF	CS		Rad	H300	Plutonium-239/Plutonium-240		-0.0233	0.0111	0.0372		pCi/L	U	U	144119	GU05070GA5T01	GELC
Test Well DT-5A	1821	1172	7/13/2004	WG	UF	CS		Rad	AS	Plutonium-239/Plutonium-240		-0.002	0.00201	0.032		pCi/L	U	U	116936	GU04060GA5T01	GELC
Test Well DT-5A	1821	1172	7/13/2004	WG	UF	DUP		Rad	AS	Plutonium-239/Plutonium-240		0.00902	0.00453	0.036		pCi/L	U		116548	GU04060GA5T01	GELC
Test Well DT-5A	1821	1172	7/13/2004	WG	UF	CS	FB	Rad	AS	Plutonium-239/Plutonium-240		-0.00422	0.00518	0.034		pCi/L	U	U	116936	GU04060GA5T01-FB	GELC
Test Well DT-5A	1821	1172	8/28/2003	WG	UF	CS		Rad	AS	Plutonium-239/Plutonium-240		0.00966	0.0058	0.024		pCi/L	U	U	87137	GU03070GA5T01	GELC
Test Well DT-5A	1821	1172	12/6/2006	WG	F	CS		Rad	901.1	Potassium-40		33.8	13.2	61.7		pCi/L	U	U	177384	GF061100GA5T01	GELC
Test Well DT-5A	1821	1172	8/24/2005	WG	F	CS		Rad	901.1	Potassium-40		24.8	9.97	42.4		pCi/L	U	U	144119	GF05070GA5T01	GELC
Test Well DT-5A	1821	1172	12/6/2006	WG	UF	CS		Rad	901.1	Potassium-40		18.4	12.7	52.7		pCi/L	U	U	177384	GU061100GA5T01	GELC
Test Well DT-5A	1821	1172	8/24/2005	WG	UF	CS		Rad	901.1	Potassium-40		27.2	11.2	47.4		pCi/L	U	U	144119	GU05070GA5T01	GELC
Test Well DT-5A	1821	1172	7/13/2004	WG	UF	CS		Rad	901.1	Potassium-40		57.2	13.6	58.9		pCi/L	U	U	116936	GU04060GA5T01	GELC
Test Well DT-5A	1821	1172	7/13/2004	WG	UF	CS	FB	Rad	901.1	Potassium-40		11.3	16.3	26.6		pCi/L	U	U	116936	GU04060GA5T01-FB	GELC
Test Well DT-5A	1821	1172	8/28/2003	WG	UF	CS		Rad	901.1	Potassium-40		22.9	25.7	32.6		pCi/L	U	U	87137	GU03070GA5T01	GELC
Test Well DT-5A	1821	1172	12/6/2006	WG	F	CS		Rad	901.1	Sodium-22		-1.53	1.34	4.42		pCi/L	U	U	177384	GF061100GA5T01	GELC
Test Well DT-5A	1821	1172	8/24/2005	WG	F	CS		Rad	901.1	Sodium-22		-1.17	0.776	2.55		pCi/L	U	U	144119	GF05070GA5T01	GELC
Test Well DT-5A	1821	1172	12/6/2006	WG	UF	CS		Rad	901.1	Sodium-22		0.52	1.32	4.55		pCi/L	U	U	177384	GU061100GA5T01	GELC
Test Well DT-5A	1821	1172	8/24/2005	WG	UF	CS		Rad	901.1	Sodium-22		-0.737	0.974	3.46		pCi/L	U	U	144119	GU05070GA5T01	GELC
Test Well DT-5A	1821	1172	7/13/2004	WG	UF	CS		Rad	901.1	Sodium-22		1.37	0.985	4.04		pCi/L	U	U	116936	GU04060GA5T01	GELC
Test Well DT-5A	1821	1172	7/13/2004	WG	UF	CS	FB	Rad	901.1	Sodium-22		0.456	0.756	3.06		pCi/L	U	U	116936	GU04060GA5T01-FB	GELC
Test Well DT-5A	1821	1172	8/28/2003	WG	UF	CS		Rad	901.1	Sodium-22		1.5	0.949	3.93		pCi/L	U	U	87137	GU03070GA5T01	GELC
Test Well DT-5A	1821	1172	12/6/2006	WG	F	CS		Rad	905.0	Strontium-90		-0.216	0.101	0.408		pCi/L	U	U	177384	GF061100GA5T01	GELC
Test Well DT-5A	1821	1172	8/24/2005	WG	F	CS		Rad	905.0	Strontium-90		-0.0297	0.0378	0.197		pCi/L	U	U	144119	GF05070GA5T01	GELC
Test Well DT-5A	1821	1172	12/6/2006	WG	UF	CS		Rad	905.0	Strontium-90		0.339	0.122	0.375		pCi/L	U	U	177384	GU061100GA5T01	GELC
Test Well DT-5A	1821	1172	8/24/2005	WG	UF	CS		Rad	905.0	Strontium-90		0.0256	0.0511	0.233		pCi/L	U	U	144119	GU05070GA5T01	GELC
Test Well DT-5A	1821	1172	7/13/2004	WG	UF	CS		Rad	GFPC	Strontium-90		-0.0887	0.0595	0.295		pCi/L	U	U	116936	GU04060GA5T01	GELC
Test Well DT-5A	1821	1172	7/13/2004	WG	UF	CS	FB	Rad	GFPC	Strontium-90		0.042	0.0673	0.292		pCi/L	U	U	116936	GU04060GA5T01-FB	GELC
Test Well DT-5A	1821	1172	8/28/2003	WG	UF	CS		Rad	GFPC	Strontium-90		0.233	0.102	0.381		pCi/L	U	U	87137	GU03070GA5T01	GELC
Test Well DT-5A	1821	1172	12/6/2006	WG	UF	CS		Rad	LLEE	Tritium		0	0.28737	0.28737		pCi/L		U	2298	UU061100GA5T01	UMTL
Test Well DT-5A	1821	1172	8/24/2005	WG	UF	CS		Rad	906.0	Tritium		80.5	63.6	211		pCi/L	U	U	144119	GU05070GA5T01	GELC
Test Well DT-5A	1821	1172	7/13/2004	WG	UF	CS		Rad	906.0	Tritium		-39	49.3	166		pCi/L	U	U	116936	GU04060GA5T01	GELC
Test Well DT-5A	1821	1172	7/13/2004	WG	UF	DUP		Rad	906.0	Tritium		55.3	53.4	171		pCi/L	U		116548	GU04060GA5T01	GELC
Test Well DT-5A	1821	1172	7/13/2004	WG	UF	CS	FB	Rad	906.0	Tritium		-34.9	50.5	169		pCi/L	U	U	116936	GU04060GA5T01-FB	GELC
Test Well DT-5A	1821	1172	8/28/2003	WG	UF	CS		Rad	906.0	Tritium		216	67.2	207		pCi/L		J	87137	GU03070GA5T01	GELC
Test Well DT-5A	1821	1172	12/6/2006	WG	F	CS		Rad	H300	Uranium-234		0.152	0.0242	0.0567		pCi/L		J	177384	GF061100GA5T01	GELC
Test Well DT-5A	1821	1172	8/24/2005	WG	F	CS		Rad	H300	Uranium-234		0.228	0.0233	0.0551		pCi/L			144119	GF05070GA5T01	GELC
Test Well DT-5A	1821	1172	12/6/2006	WG	UF	CS		Rad	H300	Uranium-234		0.201	0.0241	0.0464		pCi/L			177384	GU061100GA5T01	GELC
Test Well DT-5A	1821	1172	8/24/2005	WG	UF	CS		Rad	H300	Uranium-234		0.217	0.0245	0.0598		pCi/L			144119	GU05070GA5T01	GELC
Test Well DT-5A	1821	1172	7/13/2004	WG	UF	CS		Rad	AS	Uranium-234		0.227	0.0269	0.059		pCi/L			116936	GU04060GA5T01	GELC
Test Well DT-5A	1821	1172	7/13/2004	WG	UF	DUP		Rad	AS	Uranium-234		0.223	0.0297	0.06		pCi/L			116548	GU04060GA5T01	GELC
Test Well DT-5A	1821	1172	7/13/2004	WG	UF	CS	FB	Rad	AS	Uranium-234		0.0103	0.00635	0.061		pCi/L	U	U	116936	GU04060GA5T01-FB	GELC
Test Well DT-5A	1821	1172	8/28/2003	WG	UF	CS		Rad	AS	Uranium-234		0.0883	0.0175	0.058		pCi/L		J	87137	GU03070GA5T01	GELC
Test Well DT-5A	1821	1172	12/6/2006	WG	F	CS		Rad	H300	Uranium-235/Uranium-236		-0.0033	0.00572	0.0578		pCi/L	U	U	177384	GF061100GA5T01	GELC
Test Well DT-5A	1821	1172	8/24/2005	WG	F	CS		Rad	H300	Uranium-235/Uranium-236		0.0223	0.00781	0.0415		pCi/L	U	U	144119	GF05070GA5T01	GELC
Test Well DT-5A	1821	1172	12/6/2006	WG	UF	CS		Rad	H300	Uranium-235/Uranium-236		0.0135	0.00814	0.0474		pCi/L	U	U	177384	GU061100GA5T01	GELC
Test Well DT-5A	1821	1172	8/24/2005	WG	UF	CS		Rad	H300	Uranium-235/Uranium-236		0.0194	0.00771	0.045		pCi/L	U	U	144119	GU05070GA5T01	GELC
Test Well DT-5A	1821	1172	7/13/2004	WG	UF	CS		Rad	AS	Uranium-235/Uranium-236		0.0501	0.0135	0.05		pCi/L		J	116936	GU04060GA5T01	GELC
Test Well DT-5A	1821	1172	7/13/2004	WG	UF	DUP		Rad	AS	Uranium-235/Uranium-236		0.0231	0.0113	0.052		pCi/L	U		116548	GU04060GA5T01	GELC
Test Well DT-5A	1821	1172	7/13/2004	WG	UF	CS	FB	Rad	AS	Uranium-235/Uranium-236		0.00777	0.00687	0.052		pCi/L	U	U	116936	GU04060GA5T01-FB	GELC

Ancho Canyon Watershed Last Four Analytical Results  
for Sampling November 27 - December 8, 2006

Periodic Monitoring Report for Ancho Watershed

Location	Port	Depth (ft)	Date	Fid Matrix	Fid Prep	Lab Sample Type	Fid QC	Suite	Method	Analyte	Symbol	Result	1-sigma TPU	MDA	MDL	Units	Lab Qual	2nd Qual	Request	Sample	Lab
Test Well DT-5A	1821	1172	8/28/2003	WG	UF	CS		Rad	AS	Uranium-235/Uranium-236		0.0278	0.00857	0.033		pCi/L	U	U	87137	GU03070GA5T01	GELC
Test Well DT-5A	1821	1172	12/6/2006	WG	F	CS		Rad	H300	Uranium-238		0.144	0.022	0.0401		pCi/L			177384	GF061100GA5T01	GELC
Test Well DT-5A	1821	1172	8/24/2005	WG	F	CS		Rad	H300	Uranium-238		0.105	0.0152	0.039		pCi/L		J	144119	GF05070GA5T01	GELC
Test Well DT-5A	1821	1172	12/6/2006	WG	UF	CS		Rad	H300	Uranium-238		0.0985	0.0173	0.0329		pCi/L		J	177384	GU061100GA5T01	GELC
Test Well DT-5A	1821	1172	8/24/2005	WG	UF	CS		Rad	H300	Uranium-238		0.0921	0.0144	0.0423		pCi/L		J	144119	GU05070GA5T01	GELC
Test Well DT-5A	1821	1172	7/13/2004	WG	UF	CS		Rad	AS	Uranium-238		0.0874	0.0166	0.053		pCi/L		J	116936	GU04060GA5T01	GELC
Test Well DT-5A	1821	1172	7/13/2004	WG	UF	DUP		Rad	AS	Uranium-238		0.087	0.0175	0.054		pCi/L			116548	GU04060GA5T01	GELC
Test Well DT-5A	1821	1172	7/13/2004	WG	UF	CS	FB	Rad	AS	Uranium-238		0.00258	0.00578	0.054		pCi/L	U	U	116936	GU04060GA5T01-FB	GELC
Test Well DT-5A	1821	1172	8/28/2003	WG	UF	CS		Rad	AS	Uranium-238		0.0328	0.0123	0.037		pCi/L	U	U	87137	GU03070GA5T01	GELC
Test Well DT-9	1831	1040	12/5/2006	WG	F	CS		Inorg	300	Chloride		1.47			0.066	mg/L			177266	GF061100G9WT01	GELC
Test Well DT-9	1831	1040	7/20/2005	WG	F	CS		Inorg	300	Chloride		1.58			0.053	mg/L			141371	GF05070G9WT01	GELC
Test Well DT-9	1831	1040	12/5/2006	WG	UF	CS		Inorg	300	Chloride		1.54			0.066	mg/L			177266	GU061100G9WT01	GELC
Test Well DT-9	1831	1040	7/7/2004	WG	UF	CS		Inorg	300	Chloride		1.64			0.0322	mg/L		J	116548	GU04060G9WT01	GELC
Test Well DT-9	1831	1040	8/6/2003	WG	UF	CS		Inorg	300	Chloride		1.71			0.0322	mg/L			85763	GU03070G9WT01	GELC
Test Well DT-9	1831	1040	8/6/2003	WG	UF	DUP		Inorg	300	Chloride		1.72			0.0322	mg/L			85763	GU03070G9WT01	GELC
Test Well DT-9	1831	1040	8/6/2003	WG	UF	CS	FB	Inorg	300	Chloride	<	0.0322			0.0322	mg/L	U		85763	GU03070G9WT01-FB	GELC
Test Well DT-9	1831	1040	4/10/2002	WG	UF	CS		Inorg	300	Chloride	<	0.025			0.025	mg/L	U		58894	GU02042G9WT	GELC
Test Well DT-9	1831	1040	4/10/2002	WG	UF	CS		Inorg	300	Chloride		7.14			0.025	mg/L			58894	GU02041G9WT	GELC
Test Well DT-9	1831	1040	12/5/2006	WG	UF	CS		Isotope	EES	Deuterium Ratio		-81.36	0.41			permil			17794	EU061100G9WT01	EES6
Test Well DT-9	1831	1040	12/5/2006	WG	F	CS		Inorg	300	Fluoride		0.241			0.033	mg/L			177266	GF061100G9WT01	GELC
Test Well DT-9	1831	1040	7/20/2005	WG	F	CS		Inorg	300	Fluoride		0.164			0.03	mg/L		J-	141371	GF05070G9WT01	GELC
Test Well DT-9	1831	1040	12/5/2006	WG	UF	CS		Inorg	300	Fluoride		0.235			0.033	mg/L			177266	GU061100G9WT01	GELC
Test Well DT-9	1831	1040	7/7/2004	WG	UF	CS		Inorg	300	Fluoride		0.202			0.0553	mg/L		J	116548	GU04060G9WT01	GELC
Test Well DT-9	1831	1040	8/6/2003	WG	UF	CS		Inorg	300	Fluoride		0.32			0.0553	mg/L			85763	GU03070G9WT01	GELC
Test Well DT-9	1831	1040	8/6/2003	WG	UF	DUP		Inorg	300	Fluoride		0.322			0.0553	mg/L			85763	GU03070G9WT01	GELC
Test Well DT-9	1831	1040	8/6/2003	WG	UF	CS	FB	Inorg	300	Fluoride	<	0.0553			0.0553	mg/L	U		85763	GU03070G9WT01-FB	GELC
Test Well DT-9	1831	1040	4/10/2002	WG	UF	CS		Inorg	300	Fluoride	<	0.014			0.014	mg/L	U		58894	GU02042G9WT	GELC
Test Well DT-9	1831	1040	4/10/2002	WG	UF	CS		Inorg	300	Fluoride		0.551			0.014	mg/L			58894	GU02041G9WT	GELC
Test Well DT-9	1831	1040	12/5/2006	WG	UF	CS		Isotope	EES	Oxygen-18/Oxygen-16 Ratio		-11.6	0.13			permil			17848	EU061100G9WT01	EES6
Test Well DT-9	1831	1040	12/5/2006	WG	F	CS		Inorg	300	Sulfate		1.39			0.1	mg/L			177266	GF061100G9WT01	GELC
Test Well DT-9	1831	1040	7/20/2005	WG	F	CS		Inorg	300	Sulfate		1.16			0.057	mg/L			141371	GF05070G9WT01	GELC
Test Well DT-9	1831	1040	12/5/2006	WG	UF	CS		Inorg	300	Sulfate		1.44			0.1	mg/L			177266	GU061100G9WT01	GELC
Test Well DT-9	1831	1040	7/7/2004	WG	UF	CS		Inorg	300	Sulfate		1.4			0.193	mg/L		J	116548	GU04060G9WT01	GELC
Test Well DT-9	1831	1040	8/6/2003	WG	UF	CS		Inorg	300	Sulfate		1.49			0.193	mg/L			85763	GU03070G9WT01	GELC
Test Well DT-9	1831	1040	8/6/2003	WG	UF	DUP		Inorg	300	Sulfate		1.5			0.193	mg/L			85763	GU03070G9WT01	GELC
Test Well DT-9	1831	1040	8/6/2003	WG	UF	CS	FB	Inorg	300	Sulfate	<	0.193			0.193	mg/L	U		85763	GU03070G9WT01-FB	GELC
Test Well DT-9	1831	1040	4/10/2002	WG	UF	CS		Inorg	300	Sulfate	<	0.062			0.062	mg/L	U		58894	GU02042G9WT	GELC
Test Well DT-9	1831	1040	4/10/2002	WG	UF	CS		Inorg	300	Sulfate		1.78			0.062	mg/L			58894	GU02041G9WT	GELC
Test Well DT-9	1831	1040	12/5/2006	WG	F	CS		Inorg	310.1	Alkalinity-CO <sub>3</sub> +HCO <sub>3</sub>		54.4			0.725	mg/L			177266	GF061100G9WT01	GELC
Test Well DT-9	1831	1040	7/20/2005	WG	F	CS		Inorg	310.1	Alkalinity-CO <sub>3</sub> +HCO <sub>3</sub>		52.9			1.45	mg/L			141371	GF05070G9WT01	GELC
Test Well DT-9	1831	1040	12/5/2006	WG	UF	CS		Inorg	310.1	Alkalinity-CO <sub>3</sub> +HCO <sub>3</sub>		54.4			0.725	mg/L			177266	GU061100G9WT01	GELC
Test Well DT-9	1831	1040	7/7/2004	WG	UF	CS		Inorg	310.1	Alkalinity-CO <sub>3</sub> +HCO <sub>3</sub>		65.6			1.45	mg/L		J	116548	GU04060G9WT01	GELC
Test Well DT-9	1831	1040	8/6/2003	WG	UF	CS		Inorg	310.1	Alkalinity-CO <sub>3</sub> +HCO <sub>3</sub>	<	51.6			1.45	mg/L		U	85763	GU03070G9WT01	GELC
Test Well DT-9	1831	1040	8/6/2003	WG	UF	DUP		Inorg	310.1	Alkalinity-CO <sub>3</sub> +HCO <sub>3</sub>		50.6			1.45	mg/L			85763	GU03070G9WT01	GELC
Test Well DT-9	1831	1040	8/6/2003	WG	UF	CS	FB	Inorg	310.1	Alkalinity-CO <sub>3</sub> +HCO <sub>3</sub>	<	3.9			1.45	mg/L		U	85763	GU03070G9WT01-FB	GELC
Test Well DT-9	1831	1040	4/10/2002	WG	UF	CS		Inorg	310.1	Alkalinity-CO <sub>3</sub> +HCO <sub>3</sub>		10.1			1.45	mg/L			58894	GU02042G9WT	GELC
Test Well DT-9	1831	1040	4/10/2002	WG	UF	CS		Inorg	310.1	Alkalinity-CO <sub>3</sub> +HCO <sub>3</sub>		56.6			1.45	mg/L			58894	GU02041G9WT	GELC
Test Well DT-9	1831	1040	12/5/2006	WG	F	CS		Inorg	6010	Calcium		9.81			0.036	mg/L			177266	GF061100G9WT01	GELC
Test Well DT-9	1831	1040	7/20/2005	WG	F	CS		Inorg	6010	Calcium		10.1			0.036	mg/L			141371	GF05070G9WT01	GELC



Ancho Canyon Watershed Last Four Analytical Results  
for Sampling November 27 - December 8, 2006

Periodic Monitoring Report for Ancho Watershed

Location	Port	Depth (ft)	Date	Fld Matrix	Fld Prep	Lab Sample Type	Fld QC	Suite	Method	Analyte	Symbol	Result	1-sigma TPU	MDA	MDL	Units	Lab Qual	2nd Qual	Request	Sample	Lab
Test Well DT-9	1831	1040	12/5/2006	WG	UF	CS		Inorg	6010	Calcium		10.4			0.036	mg/L			177266	GU061100G9WT01	GELC
Test Well DT-9	1831	1040	7/20/2005	WG	UF	CS		Inorg	6010	Calcium		10.1			0.036	mg/L			141371	GU05070G9WT01	GELC
Test Well DT-9	1831	1040	7/7/2004	WG	UF	CS		Inorg	6010	Calcium		9.94			0.0055	mg/L			116548	GU04060G9WT01	GELC
Test Well DT-9	1831	1040	8/6/2003	WG	UF	CS		Inorg	6010	Calcium		9.82			0.00554	mg/L		J-	85763	GU03070G9WT02	GELC
Test Well DT-9	1831	1040	8/6/2003	WG	UF	DUP		Inorg	6010	Calcium		10.2			0.00554	mg/L			85763	GU03070G9WT01	GELC
Test Well DT-9	1831	1040	8/6/2003	WG	UF	CS	FB	Inorg	6010	Calcium	<	0.014			0.00554	mg/L	B	U	85763	GU03070G9WT02-FB	GELC
Test Well DT-9	1831	1040	12/5/2006	WG	F	CS		Inorg	A2340	Hardness		35.6			0.085	mg/L			177266	GF061100G9WT01	GELC
Test Well DT-9	1831	1040	7/20/2005	WG	F	CS		Inorg	A2340	Hardness		36.5			0.085	mg/L			141371	GF05070G9WT01	GELC
Test Well DT-9	1831	1040	12/5/2006	WG	UF	CS		Inorg	A2340	Hardness		37.8			0.085	mg/L			177266	GU061100G9WT01	GELC
Test Well DT-9	1831	1040	7/20/2005	WG	UF	CS		Inorg	A2340	Hardness		36.7			0.085	mg/L			141371	GU05070G9WT01	GELC
Test Well DT-9	1831	1040	7/7/2004	WG	UF	CS		Inorg	200.7	Hardness		36.2			0.00554	mg/L			116548	GU04060G9WT01	GELC
Test Well DT-9	1831	1040	8/6/2003	WG	UF	CS		Inorg	200.7	Hardness		35.7			0.00554	mg/L			85763	GU03070G9WT02	GELC
Test Well DT-9	1831	1040	8/6/2003	WG	UF	CS	FB	Inorg	200.7	Hardness		0.0423			0.00554	mg/L	J		85763	GU03070G9WT02-FB	GELC
Test Well DT-9	1831	1040	12/5/2006	WG	F	CS		Inorg	6010	Magnesium		2.7			0.085	mg/L			177266	GF061100G9WT01	GELC
Test Well DT-9	1831	1040	7/20/2005	WG	F	CS		Inorg	6010	Magnesium		2.75			0.085	mg/L			141371	GF05070G9WT01	GELC
Test Well DT-9	1831	1040	12/5/2006	WG	UF	CS		Inorg	6010	Magnesium		2.86			0.085	mg/L			177266	GU061100G9WT01	GELC
Test Well DT-9	1831	1040	7/20/2005	WG	UF	CS		Inorg	6010	Magnesium		2.76			0.085	mg/L			141371	GU05070G9WT01	GELC
Test Well DT-9	1831	1040	7/7/2004	WG	UF	CS		Inorg	6010	Magnesium		2.77			0.0052	mg/L			116548	GU04060G9WT01	GELC
Test Well DT-9	1831	1040	8/6/2003	WG	UF	CS		Inorg	6010	Magnesium		2.71			0.00518	mg/L			85763	GU03070G9WT02	GELC
Test Well DT-9	1831	1040	8/6/2003	WG	UF	DUP		Inorg	6010	Magnesium		2.79			0.00518	mg/L			85763	GU03070G9WT01	GELC
Test Well DT-9	1831	1040	8/6/2003	WG	UF	CS	FB	Inorg	6010	Magnesium	<	0.00518			0.00518	mg/L	U	R	85763	GU03070G9WT02-FB	GELC
Test Well DT-9	1831	1040	12/5/2006	WG	F	CS		Inorg	353.1	Nitrate-Nitrite as N		0.301			0.014	mg/L			177266	GF061100G9WT01	GELC
Test Well DT-9	1831	1040	7/20/2005	WG	F	CS		Inorg	353.1	Nitrate-Nitrite as N		0.273			0.017	mg/L			141371	GF05070G9WT01	GELC
Test Well DT-9	1831	1040	12/5/2006	WG	UF	CS		Inorg	353.1	Nitrate-Nitrite as N		0.315			0.014	mg/L			177266	GU061100G9WT01	GELC
Test Well DT-9	1831	1040	7/7/2004	WG	UF	CS		Inorg	353.1	Nitrate-Nitrite as N		0.31			0.01	mg/L		J	116548	GU04060G9WT01	GELC
Test Well DT-9	1831	1040	8/6/2003	WG	UF	CS		Inorg	353.1	Nitrate-Nitrite as N		0.31			0.01	mg/L			85763	GU03070G9WT01	GELC
Test Well DT-9	1831	1040	8/6/2003	WG	UF	DUP		Inorg	353.1	Nitrate-Nitrite as N		0.32			0.01	mg/L			85763	GU03070G9WT01	GELC
Test Well DT-9	1831	1040	8/6/2003	WG	UF	CS	FB	Inorg	353.1	Nitrate-Nitrite as N	<	0.01			0.01	mg/L	U	R	85763	GU03070G9WT01-FB	GELC
Test Well DT-9	1831	1040	4/10/2002	WG	UF	CS		Inorg	353.1	Nitrate-Nitrite as N	<	0.0069			0.0069	mg/L	U		58894	GU02042G9WT	GELC
Test Well DT-9	1831	1040	4/10/2002	WG	UF	CS		Inorg	353.1	Nitrate-Nitrite as N		0.32			0.0069	mg/L			58894	GU02041G9WT	GELC
Test Well DT-9	1831	1040	12/5/2006	WG	F	CS		Inorg	6850	Perchlorate		0.26			0.05	ug/L			177266	GF061100G9WT01	GELC
Test Well DT-9	1831	1040	12/5/2006	WG	F	CS		Inorg	314.0	Perchlorate	<	4			4	ug/L	U		177266	GF061100G9WT01	GELC
Test Well DT-9	1831	1040	7/20/2005	WG	F	CS		Inorg	314.0	Perchlorate	<	4			4	ug/L	U		141371	GF05070G9WT01	GELC
Test Well DT-9	1831	1040	7/20/2005	WG	F	CS		Inorg	6850	Perchlorate		0.247			0.05	ug/L		J-	141371	GF05070G9WT01	GELC
Test Well DT-9	1831	1040	12/5/2006	WG	F	CS		Inorg	150.1	pH		7.93			0.01	SU	H	J	177266	GF061100G9WT01	GELC
Test Well DT-9	1831	1040	7/20/2005	WG	F	CS		Inorg	150.1	pH		7.32			0.01	SU	H	J	141371	GF05070G9WT01	GELC
Test Well DT-9	1831	1040	12/5/2006	WG	F	CS		Inorg	6010	Potassium		0.948			0.05	mg/L			177266	GF061100G9WT01	GELC
Test Well DT-9	1831	1040	7/20/2005	WG	F	CS		Inorg	6010	Potassium		0.971			0.05	mg/L			141371	GF05070G9WT01	GELC
Test Well DT-9	1831	1040	12/5/2006	WG	UF	CS		Inorg	6010	Potassium		0.996			0.05	mg/L			177266	GU061100G9WT01	GELC
Test Well DT-9	1831	1040	7/20/2005	WG	UF	CS		Inorg	6010	Potassium		0.969			0.05	mg/L			141371	GU05070G9WT01	GELC
Test Well DT-9	1831	1040	7/7/2004	WG	UF	CS		Inorg	6010	Potassium		0.951			0.0165	mg/L			116548	GU04060G9WT01	GELC
Test Well DT-9	1831	1040	8/6/2003	WG	UF	CS		Inorg	6010	Potassium		0.952			0.0165	mg/L			85763	GU03070G9WT02	GELC
Test Well DT-9	1831	1040	8/6/2003	WG	UF	DUP		Inorg	6010	Potassium		0.983			0.0165	mg/L			85763	GU03070G9WT01	GELC
Test Well DT-9	1831	1040	8/6/2003	WG	UF	CS	FB	Inorg	6010	Potassium	<	0.0165			0.0165	mg/L	U		85763	GU03070G9WT02-FB	GELC
Test Well DT-9	1831	1040	12/5/2006	WG	F	CS		Inorg	6010	Silicon Dioxide		68			0.032	mg/L			177266	GF061100G9WT01	GELC
Test Well DT-9	1831	1040	7/20/2005	WG	F	CS		Inorg	6010	Silicon Dioxide	<	66.8			0.032	mg/L		J-, U	141371	GF05070G9WT01	GELC
Test Well DT-9	1831	1040	12/5/2006	WG	UF	CS		Inorg	6010	Silicon Dioxide		71.8			0.032	mg/L			177266	GU061100G9WT01	GELC
Test Well DT-9	1831	1040	7/20/2005	WG	UF	CS		Inorg	6010	Silicon Dioxide	<	68.3			0.032	mg/L		J-, U	141371	GU05070G9WT01	GELC
Test Well DT-9	1831	1040	7/7/2004	WG	UF	CS		Inorg	6010	Silicon Dioxide		68.9			0.0212	mg/L			116548	GU04060G9WT01	GELC
Test Well DT-9	1831	1040	8/6/2003	WG	UF	CS		Inorg	6010	Silicon Dioxide		62.6			0.0212	mg/L			85763	GU03070G9WT02	GELC
Test Well DT-9	1831	1040	8/6/2003	WG	UF	DUP		Inorg	6010	Silicon Dioxide		66.8			0.0212	mg/L			85763	GU03070G9WT01	GELC

Ancho Canyon Watershed Last Four Analytical Results  
for Sampling November 27 - December 8, 2006

Periodic Monitoring Report for Ancho Watershed

Location	Port	Depth (ft)	Date	Fld Matrix	Fld Prep	Lab Sample Type	Fld QC	Suite	Method	Analyte	Symbol	Result	1-sigma TPU	MDA	MDL	Units	Lab Qual	2nd Qual	Request	Sample	Lab
Test Well DT-9	1831	1040	8/6/2003	WG	UF	CS	FB	Inorg	6010	Silicon Dioxide		0.268			0.0212	mg/L		J-	85763	GU03070G9WT02-FB	GELC
Test Well DT-9	1831	1040	12/5/2006	WG	F	CS		Inorg	6010	Sodium		10.8			0.045	mg/L			177266	GF061100G9WT01	GELC
Test Well DT-9	1831	1040	7/20/2005	WG	F	CS		Inorg	6010	Sodium		10.9			0.045	mg/L			141371	GF05070G9WT01	GELC
Test Well DT-9	1831	1040	12/5/2006	WG	UF	CS		Inorg	6010	Sodium		11.2			0.045	mg/L			177266	GU061100G9WT01	GELC
Test Well DT-9	1831	1040	7/20/2005	WG	UF	CS		Inorg	6010	Sodium		10.9			0.045	mg/L			141371	GU05070G9WT01	GELC
Test Well DT-9	1831	1040	7/7/2004	WG	UF	CS		Inorg	6010	Sodium		10.9			0.0144	mg/L			116548	GU04060G9WT01	GELC
Test Well DT-9	1831	1040	8/6/2003	WG	UF	CS		Inorg	6010	Sodium		10.4			0.0144	mg/L			85763	GU03070G9WT02	GELC
Test Well DT-9	1831	1040	8/6/2003	WG	UF	DUP		Inorg	6010	Sodium		11			0.0144	mg/L			85763	GU03070G9WT01	GELC
Test Well DT-9	1831	1040	8/6/2003	WG	UF	CS	FB	Inorg	6010	Sodium	<	0.0809			0.0144	mg/L	B	U	85763	GU03070G9WT02-FB	GELC
Test Well DT-9	1831	1040	12/5/2006	WG	F	CS		Inorg	120.1	Specific Conductance		114			1	uS/cm			177266	GF061100G9WT01	GELC
Test Well DT-9	1831	1040	7/20/2005	WG	F	CS		Inorg	120.1	Specific Conductance		112			1	uS/cm			141371	GF05070G9WT01	GELC
Test Well DT-9	1831	1040	12/5/2006	WG	F	CS		Inorg	160.1	Total Dissolved Solids		54			2.38	mg/L			177266	GU061100G9WT01	GELC
Test Well DT-9	1831	1040	12/5/2006	WG	F	CS		Inorg	160.1	Total Dissolved Solids		134			2.38	mg/L			177266	GF061100G9WT01	GELC
Test Well DT-9	1831	1040	7/20/2005	WG	F	CS		Inorg	160.1	Total Dissolved Solids		66.7			3.31	mg/L			141371	GF05070G9WT01	GELC
Test Well DT-9	1831	1040	7/7/2004	WG	F	CS		Inorg	160.1	Total Dissolved Solids		111			3.07	mg/L		J	116548	GU04060G9WT01	GELC
Test Well DT-9	1831	1040	8/6/2003	WG	F	CS		Inorg	160.1	Total Dissolved Solids		137			3.07	mg/L			85763	GU03070G9WT01	GELC
Test Well DT-9	1831	1040	8/6/2003	WG	F	DUP		Inorg	160.1	Total Dissolved Solids		132			3.07	mg/L			85763	GU03070G9WT01	GELC
Test Well DT-9	1831	1040	8/6/2003	WG	F	CS	FB	Inorg	160.1	Total Dissolved Solids	<	3.07			3.07	mg/L	U		85763	GU03070G9WT01-FB	GELC
Test Well DT-9	1831	1040	12/5/2006	WG	UF	CS		Inorg	9060	Total Organic Carbon		0.513			0.33	mg/L	J		177266	GU061100G9WT01	GELC
Test Well DT-9	1831	1040	12/5/2006	WG	F	CS		Met	6010	Barium		16.1			1	µg/L			177266	GF061100G9WT01	GELC
Test Well DT-9	1831	1040	7/20/2005	WG	F	CS		Met	6010	Barium		15.9			1	µg/L			141371	GF05070G9WT01	GELC
Test Well DT-9	1831	1040	12/5/2006	WG	UF	CS		Met	6010	Barium		16.9			1	µg/L			177266	GU061100G9WT01	GELC
Test Well DT-9	1831	1040	7/20/2005	WG	UF	CS		Met	6010	Barium		16.1			1	µg/L			141371	GU05070G9WT01	GELC
Test Well DT-9	1831	1040	7/7/2004	WG	UF	CS		Met	6010	Barium		16.5			0.22	µg/L			116548	GU04060G9WT01	GELC
Test Well DT-9	1831	1040	8/6/2003	WG	UF	CS		Met	6010	Barium		17.7			0.222	µg/L			85763	GU03070G9WT02	GELC
Test Well DT-9	1831	1040	8/6/2003	WG	UF	DUP		Met	6010	Barium		18.6			0.222	µg/L			85763	GU03070G9WT01	GELC
Test Well DT-9	1831	1040	8/6/2003	WG	UF	CS	FB	Met	6010	Barium	<	0.222			0.222	µg/L	U		85763	GU03070G9WT02-FB	GELC
Test Well DT-9	1831	1040	12/5/2006	WG	F	CS		Met	6010	Boron		10.2			10	µg/L	J		177266	GF061100G9WT01	GELC
Test Well DT-9	1831	1040	7/20/2005	WG	F	CS		Met	6010	Boron		10.5			10	µg/L	J	J+	141371	GF05070G9WT01	GELC
Test Well DT-9	1831	1040	12/5/2006	WG	UF	CS		Met	6010	Boron		11.3			10	µg/L	J		177266	GU061100G9WT01	GELC
Test Well DT-9	1831	1040	7/20/2005	WG	UF	CS		Met	6010	Boron		11.1			10	µg/L	J	J+	141371	GU05070G9WT01	GELC
Test Well DT-9	1831	1040	7/7/2004	WG	UF	CS		Met	6010	Boron		12.9			4.9	µg/L	B		116548	GU04060G9WT01	GELC
Test Well DT-9	1831	1040	8/6/2003	WG	UF	CS		Met	6010	Boron	<	29.2			4.88	µg/L	B	U	85763	GU03070G9WT02	GELC
Test Well DT-9	1831	1040	8/6/2003	WG	UF	DUP		Met	6010	Boron		36.4			4.88	µg/L	B		85763	GU03070G9WT01	GELC
Test Well DT-9	1831	1040	8/6/2003	WG	UF	CS	FB	Met	6010	Boron		15.7			4.88	µg/L	B		85763	GU03070G9WT02-FB	GELC
Test Well DT-9	1831	1040	12/5/2006	WG	F	CS		Met	6020	Chromium		2			1	µg/L	J		177266	GF061100G9WT01	GELC
Test Well DT-9	1831	1040	7/20/2005	WG	F	CS		Met	6010	Chromium		2.2			1	µg/L	J		141371	GF05070G9WT01	GELC
Test Well DT-9	1831	1040	12/5/2006	WG	UF	CS		Met	6020	Chromium		2.1			1	µg/L	J		177266	GU061100G9WT01	GELC
Test Well DT-9	1831	1040	7/20/2005	WG	UF	CS		Met	6010	Chromium		2.2			1	µg/L	J		141371	GU05070G9WT01	GELC
Test Well DT-9	1831	1040	7/7/2004	WG	UF	CS		Met	6010	Chromium		2.68			0.5	µg/L	B		116548	GU04060G9WT01	GELC
Test Well DT-9	1831	1040	8/6/2003	WG	UF	CS		Met	6010	Chromium		4.95			0.503	µg/L	B		85763	GU03070G9WT02	GELC
Test Well DT-9	1831	1040	8/6/2003	WG	UF	DUP		Met	6010	Chromium		5.11			0.503	µg/L			85763	GU03070G9WT01	GELC
Test Well DT-9	1831	1040	8/6/2003	WG	UF	CS	FB	Met	6010	Chromium	<	0.503			0.503	µg/L	U	UJ	85763	GU03070G9WT02-FB	GELC
Test Well DT-9	1831	1040	12/5/2006	WG	F	CS		Met	6010	Cobalt		4.1			1	µg/L	J		177266	GF061100G9WT01	GELC
Test Well DT-9	1831	1040	7/20/2005	WG	F	CS		Met	6010	Cobalt	<	1			1	µg/L	U		141371	GF05070G9WT01	GELC
Test Well DT-9	1831	1040	12/5/2006	WG	UF	CS		Met	6010	Cobalt	<	1			1	µg/L	U		177266	GU061100G9WT01	GELC
Test Well DT-9	1831	1040	7/20/2005	WG	UF	CS		Met	6010	Cobalt	<	1			1	µg/L	U		141371	GU05070G9WT01	GELC
Test Well DT-9	1831	1040	7/7/2004	WG	UF	CS		Met	6010	Cobalt	<	0.54			0.54	µg/L	U		116548	GU04060G9WT01	GELC
Test Well DT-9	1831	1040	8/6/2003	WG	UF	CS		Met	6010	Cobalt	<	1.17			0.541	µg/L	B	U	85763	GU03070G9WT02	GELC
Test Well DT-9	1831	1040	8/6/2003	WG	UF	DUP		Met	6010	Cobalt		3.94			0.541	µg/L	B		85763	GU03070G9WT01	GELC
Test Well DT-9	1831	1040	8/6/2003	WG	UF	CS	FB	Met	6010	Cobalt	<	0.541			0.541	µg/L	U		85763	GU03070G9WT02-FB	GELC

Ancho Canyon Watershed Last Four Analytical Results  
for Sampling November 27 - December 8, 2006

Periodic Monitoring Report for Ancho Watershed

Location	Port	Depth (ft)	Date	Fld Matrix	Fld Prep	Lab Sample Type	Fld QC	Suite	Method	Analyte	Symbol	Result	1-sigma TPU	MDA	MDL	Units	Lab Qual	2nd Qual	Request	Sample	Lab
Test Well DT-9	1831	1040	12/5/2006	WG	F	CS		Met	6010	Iron	<	18			18	µg/L	U		177266	GF061100G9WT01	GELC
Test Well DT-9	1831	1040	7/20/2005	WG	F	CS		Met	6010	Iron	<	18			18	µg/L	U		141371	GF05070G9WT01	GELC
Test Well DT-9	1831	1040	12/5/2006	WG	UF	CS		Met	6010	Iron		28.4			18	µg/L	J		177266	GU061100G9WT01	GELC
Test Well DT-9	1831	1040	7/20/2005	WG	UF	CS		Met	6010	Iron		37.2			18	µg/L	J		141371	GU05070G9WT01	GELC
Test Well DT-9	1831	1040	7/7/2004	WG	UF	CS		Met	6010	Iron	<	34.9			12.6	µg/L	B	U	116548	GU04060G9WT01	GELC
Test Well DT-9	1831	1040	8/6/2003	WG	UF	CS		Met	6010	Iron		285			12.6	µg/L			85763	GU03070G9WT02	GELC
Test Well DT-9	1831	1040	8/6/2003	WG	UF	DUP		Met	6010	Iron		599			12.6	µg/L			85763	GU03070G9WT01	GELC
Test Well DT-9	1831	1040	8/6/2003	WG	UF	CS	FB	Met	6010	Iron	<	12.6			12.6	µg/L	U		85763	GU03070G9WT02-FB	GELC
Test Well DT-9	1831	1040	12/5/2006	WG	F	CS		Met	6020	Lead		0.77			0.5	µg/L	J		177266	GF061100G9WT01	GELC
Test Well DT-9	1831	1040	7/20/2005	WG	F	CS		Met	6020	Lead	<	0.5			0.5	µg/L	U		141371	GF05070G9WT01	GELC
Test Well DT-9	1831	1040	12/5/2006	WG	UF	CS		Met	6020	Lead		0.72			0.5	µg/L	J		177266	GU061100G9WT01	GELC
Test Well DT-9	1831	1040	7/20/2005	WG	UF	CS		Met	6020	Lead		0.61			0.5	µg/L	J		141371	GU05070G9WT01	GELC
Test Well DT-9	1831	1040	7/7/2004	WG	UF	CS		Met	6020	Lead		0.552			0.05	µg/L	B		116548	GU04060G9WT01	GELC
Test Well DT-9	1831	1040	8/6/2003	WG	UF	CS		Met	6020	Lead	<	2.52			0.05	µg/L	E	U	85763	GU03070G9WT02	GELC
Test Well DT-9	1831	1040	8/6/2003	WG	UF	DUP		Met	6020	Lead		2.62			0.05	µg/L			85763	GU03070G9WT02	GELC
Test Well DT-9	1831	1040	8/6/2003	WG	UF	CS	FB	Met	6020	Lead		1.26			0.05	µg/L	BE		85763	GU03070G9WT02-FB	GELC
Test Well DT-9	1831	1040	12/5/2006	WG	F	CS		Met	6010	Manganese		7.7			2	µg/L	J		177266	GF061100G9WT01	GELC
Test Well DT-9	1831	1040	7/20/2005	WG	F	CS		Met	6010	Manganese	<	2			2	µg/L	U		141371	GF05070G9WT01	GELC
Test Well DT-9	1831	1040	12/5/2006	WG	UF	CS		Met	6010	Manganese		3.1			2	µg/L	J		177266	GU061100G9WT01	GELC
Test Well DT-9	1831	1040	7/20/2005	WG	UF	CS		Met	6010	Manganese		6.3			2	µg/L	J		141371	GU05070G9WT01	GELC
Test Well DT-9	1831	1040	7/7/2004	WG	UF	CS		Met	6010	Manganese		3.33			0.3	µg/L	B		116548	GU04060G9WT01	GELC
Test Well DT-9	1831	1040	8/6/2003	WG	UF	CS		Met	6010	Manganese		41.3			0.296	µg/L			85763	GU03070G9WT02	GELC
Test Well DT-9	1831	1040	8/6/2003	WG	UF	DUP		Met	6010	Manganese		67.1			0.296	µg/L			85763	GU03070G9WT01	GELC
Test Well DT-9	1831	1040	8/6/2003	WG	UF	CS	FB	Met	6010	Manganese	<	0.296			0.296	µg/L	U		85763	GU03070G9WT02-FB	GELC
Test Well DT-9	1831	1040	12/5/2006	WG	F	CS		Met	6020	Nickel		0.92			0.5	µg/L	J		177266	GF061100G9WT01	GELC
Test Well DT-9	1831	1040	7/20/2005	WG	F	CS		Met	6020	Nickel		0.77			0.5	µg/L	J		141371	GF05070G9WT01	GELC
Test Well DT-9	1831	1040	12/5/2006	WG	UF	CS		Met	6020	Nickel	<	0.5			0.5	µg/L	U		177266	GU061100G9WT01	GELC
Test Well DT-9	1831	1040	7/20/2005	WG	UF	CS		Met	6020	Nickel		0.86			0.5	µg/L	J		141371	GU05070G9WT01	GELC
Test Well DT-9	1831	1040	7/7/2004	WG	UF	CS		Met	6010	Nickel	<	0.69			0.69	µg/L	U	UJ	116548	GU04060G9WT01	GELC
Test Well DT-9	1831	1040	8/6/2003	WG	UF	CS		Met	6010	Nickel	<	2.58			0.69	µg/L	B	U	85763	GU03070G9WT02	GELC
Test Well DT-9	1831	1040	8/6/2003	WG	UF	DUP		Met	6010	Nickel		2.91			0.69	µg/L	B		85763	GU03070G9WT01	GELC
Test Well DT-9	1831	1040	8/6/2003	WG	UF	CS	FB	Met	6010	Nickel	<	0.69			0.69	µg/L	U		85763	GU03070G9WT02-FB	GELC
Test Well DT-9	1831	1040	12/5/2006	WG	F	CS		Met	6010	Strontium		46.7			1	µg/L			177266	GF061100G9WT01	GELC
Test Well DT-9	1831	1040	7/20/2005	WG	F	CS		Met	6010	Strontium		48.6			1	µg/L			141371	GF05070G9WT01	GELC
Test Well DT-9	1831	1040	12/5/2006	WG	UF	CS		Met	6010	Strontium		49.8			1	µg/L			177266	GU061100G9WT01	GELC
Test Well DT-9	1831	1040	7/20/2005	WG	UF	CS		Met	6010	Strontium		48.8			1	µg/L			141371	GU05070G9WT01	GELC
Test Well DT-9	1831	1040	7/7/2004	WG	UF	CS		Met	6010	Strontium		47.6			0.18	µg/L			116548	GU04060G9WT01	GELC
Test Well DT-9	1831	1040	8/6/2003	WG	UF	CS		Met	6010	Strontium		48.3			0.178	µg/L			85763	GU03070G9WT02	GELC
Test Well DT-9	1831	1040	8/6/2003	WG	UF	DUP		Met	6010	Strontium		50			0.178	µg/L			85763	GU03070G9WT01	GELC
Test Well DT-9	1831	1040	8/6/2003	WG	UF	CS	FB	Met	6010	Strontium	<	0.178			0.178	µg/L	U		85763	GU03070G9WT02-FB	GELC
Test Well DT-9	1831	1040	12/5/2006	WG	F	CS		Met	6020	Uranium		0.42			0.05	µg/L			177266	GF061100G9WT01	GELC
Test Well DT-9	1831	1040	7/20/2005	WG	F	CS		Met	6020	Uranium		0.43			0.05	µg/L			141371	GF05070G9WT01	GELC
Test Well DT-9	1831	1040	12/5/2006	WG	UF	CS		Met	6020	Uranium		0.41			0.05	µg/L			177266	GU061100G9WT01	GELC
Test Well DT-9	1831	1040	7/20/2005	WG	UF	CS		Met	6020	Uranium		0.43			0.05	µg/L			141371	GU05070G9WT01	GELC
Test Well DT-9	1831	1040	7/7/2004	WG	UF	CS		Met	6020	Uranium		0.405			0.02	µg/L		J+	116548	GU04060G9WT01	GELC
Test Well DT-9	1831	1040	8/6/2003	WG	UF	CS		Met	6020	Uranium		0.346			0.02	µg/L		JN-	85763	GU03070G9WT02	GELC
Test Well DT-9	1831	1040	8/6/2003	WG	UF	DUP		Met	6020	Uranium		0.36			0.02	µg/L			85763	GU03070G9WT02	GELC
Test Well DT-9	1831	1040	8/6/2003	WG	UF	CS	FB	Met	6020	Uranium	<	0.02			0.02	µg/L	U		85763	GU03070G9WT02-FB	GELC
Test Well DT-9	1831	1040	12/5/2006	WG	F	CS		Met	6010	Vanadium		6.1			1	µg/L			177266	GF061100G9WT01	GELC
Test Well DT-9	1831	1040	7/20/2005	WG	F	CS		Met	6010	Vanadium		5.3			1	µg/L			141371	GF05070G9WT01	GELC
Test Well DT-9	1831	1040	12/5/2006	WG	UF	CS		Met	6010	Vanadium		6.6			1	µg/L			177266	GU061100G9WT01	GELC

Ancho Canyon Watershed Last Four Analytical Results  
for Sampling November 27 - December 8, 2006

Periodic Monitoring Report for Ancho Watershed

Location	Port	Depth (ft)	Date	Fld Matrix	Fld Prep	Lab Sample Type	Fld QC	Suite	Method	Analyte	Symbol	Result	1-sigma TPU	MDA	MDL	Units	Lab Qual	2nd Qual	Request	Sample	Lab
Test Well DT-9	1831	1040	7/20/2005	WG	UF	CS		Met	6010	Vanadium		5.6			1	µg/L			141371	GU05070G9WT01	GELC
Test Well DT-9	1831	1040	7/7/2004	WG	UF	CS		Met	6010	Vanadium		4.99			0.61	µg/L	B		116548	GU04060G9WT01	GELC
Test Well DT-9	1831	1040	8/6/2003	WG	UF	CS		Met	6010	Vanadium		5.46			0.606	µg/L			85763	GU03070G9WT02	GELC
Test Well DT-9	1831	1040	8/6/2003	WG	UF	DUP		Met	6010	Vanadium		5.32			0.606	µg/L			85763	GU03070G9WT01	GELC
Test Well DT-9	1831	1040	8/6/2003	WG	UF	CS	FB	Met	6010	Vanadium	<	0.606			0.606	µg/L	U		85763	GU03070G9WT02-FB	GELC
Test Well DT-9	1831	1040	12/5/2006	WG	F	CS		Met	6010	Zinc		113			2	µg/L			177266	GF061100G9WT01	GELC
Test Well DT-9	1831	1040	7/20/2005	WG	F	CS		Met	6010	Zinc		103			2	µg/L			141371	GF05070G9WT01	GELC
Test Well DT-9	1831	1040	12/5/2006	WG	UF	CS		Met	6010	Zinc		121			2	µg/L			177266	GU061100G9WT01	GELC
Test Well DT-9	1831	1040	7/20/2005	WG	UF	CS		Met	6010	Zinc		109			2	µg/L			141371	GU05070G9WT01	GELC
Test Well DT-9	1831	1040	7/7/2004	WG	UF	CS		Met	6010	Zinc		90.4			0.88	µg/L			116548	GU04060G9WT01	GELC
Test Well DT-9	1831	1040	8/6/2003	WG	UF	CS		Met	6010	Zinc		753			0.883	µg/L			85763	GU03070G9WT02	GELC
Test Well DT-9	1831	1040	8/6/2003	WG	UF	DUP		Met	6010	Zinc		736			0.883	µg/L			85763	GU03070G9WT01	GELC
Test Well DT-9	1831	1040	8/6/2003	WG	UF	CS	FB	Met	6010	Zinc		1.28			0.883	µg/L	B		85763	GU03070G9WT02-FB	GELC
Test Well DT-9	1831	1040	12/5/2006	WG	F	CS		Rad	H300	Americium-241		0.00271	0.00371	0.0225		pCi/L	U	U	177266	GF061100G9WT01	GELC
Test Well DT-9	1831	1040	7/20/2005	WG	F	CS		Rad	H300	Americium-241		-0.0158	0.00953	0.036		pCi/L	U	U	141371	GF05070G9WT01	GELC
Test Well DT-9	1831	1040	12/5/2006	WG	UF	CS		Rad	H300	Americium-241		-0.003	0.0036	0.0245		pCi/L	U	U	177266	GU061100G9WT01	GELC
Test Well DT-9	1831	1040	7/20/2005	WG	UF	CS		Rad	H300	Americium-241		-0.00879	0.0075	0.034		pCi/L	U	U	141371	GU05070G9WT01	GELC
Test Well DT-9	1831	1040	7/7/2004	WG	UF	CS		Rad	AS	Americium-241		-0.00181	0.006	0.032		pCi/L	U	U	116548	GU04060G9WT01	GELC
Test Well DT-9	1831	1040	8/6/2003	WG	UF	CS		Rad	AS	Americium-241		0.0664	0.0134	0.034		pCi/L		J	85763	GU03070G9WT02	GELC
Test Well DT-9	1831	1040	8/6/2003	WG	UF	RE		Rad	AS	Americium-241		0.00892	0.00857	0.025		pCi/L	U	U	102519	GU03070G9WT02	GELC
Test Well DT-9	1831	1040	8/6/2003	WG	UF	CS	FB	Rad	AS	Americium-241		0.00843	0.00629	0.04		pCi/L	U	U	85763	GU03070G9WT02-FB	GELC
Test Well DT-9	1831	1040	12/5/2006	WG	F	CS		Rad	901.1	Cesium-137		-0.625	1.05	3.72		pCi/L	U	U	177266	GF061100G9WT01	GELC
Test Well DT-9	1831	1040	7/20/2005	WG	F	CS		Rad	901.1	Cesium-137		0.54	1.06	3.93		pCi/L	U	U	141371	GF05070G9WT01	GELC
Test Well DT-9	1831	1040	12/5/2006	WG	UF	CS		Rad	901.1	Cesium-137		-1.71	1.15	3.71		pCi/L	U	U	177266	GU061100G9WT01	GELC
Test Well DT-9	1831	1040	7/20/2005	WG	UF	CS		Rad	901.1	Cesium-137		-0.0724	0.981	3.57		pCi/L	U	U	141371	GU05070G9WT01	GELC
Test Well DT-9	1831	1040	7/7/2004	WG	UF	CS		Rad	901.1	Cesium-137		1.9	2.99	4.77		pCi/L	U	U	116548	GU04060G9WT01	GELC
Test Well DT-9	1831	1040	8/6/2003	WG	UF	CS		Rad	901.1	Cesium-137		7.06	5.56	6.73		pCi/L		U	85763	GU03070G9WT02	GELC
Test Well DT-9	1831	1040	8/6/2003	WG	UF	CS	FB	Rad	901.1	Cesium-137		-0.0775	0.991	3.49		pCi/L	U	U	85763	GU03070G9WT02-FB	GELC
Test Well DT-9	1831	1040	12/5/2006	WG	F	CS		Rad	901.1	Cobalt-60		0.96	0.908	4.03		pCi/L	U	U	177266	GF061100G9WT01	GELC
Test Well DT-9	1831	1040	7/20/2005	WG	F	CS		Rad	901.1	Cobalt-60		2.82	2.25	3.95		pCi/L	U	U	141371	GF05070G9WT01	GELC
Test Well DT-9	1831	1040	12/5/2006	WG	UF	CS		Rad	901.1	Cobalt-60		0.819	1.2	4.65		pCi/L	U	U	177266	GU061100G9WT01	GELC
Test Well DT-9	1831	1040	7/20/2005	WG	UF	CS		Rad	901.1	Cobalt-60		-0.483	1.06	3.82		pCi/L	U	U	141371	GU05070G9WT01	GELC
Test Well DT-9	1831	1040	7/7/2004	WG	UF	CS		Rad	901.1	Cobalt-60		1.5	1.24	5.05		pCi/L	U	U	116548	GU04060G9WT01	GELC
Test Well DT-9	1831	1040	8/6/2003	WG	UF	CS		Rad	901.1	Cobalt-60		2.34	1.96	7.4		pCi/L	U	U	85763	GU03070G9WT02	GELC
Test Well DT-9	1831	1040	8/6/2003	WG	UF	CS	FB	Rad	901.1	Cobalt-60		0.54	0.973	3.7		pCi/L	U	U	85763	GU03070G9WT02-FB	GELC
Test Well DT-9	1831	1040	12/5/2006	WG	F	CS		Rad	900	Gross alpha		0.0481	0.3	1.27		pCi/L	U	U	177266	GF061100G9WT01	GELC
Test Well DT-9	1831	1040	7/20/2005	WG	F	CS		Rad	900	Gross alpha		0.342	0.323	1.26		pCi/L	U	U, J-	141371	GF05070G9WT01	GELC
Test Well DT-9	1831	1040	12/5/2006	WG	UF	CS		Rad	900	Gross alpha		0.424	0.347	1.14		pCi/L	U	U	177266	GU061100G9WT01	GELC
Test Well DT-9	1831	1040	7/20/2005	WG	UF	CS		Rad	900	Gross alpha		1.15	0.41	1.32		pCi/L	U	U, J-	141371	GU05070G9WT01	GELC
Test Well DT-9	1831	1040	7/7/2004	WG	UF	CS		Rad	900	Gross alpha		-0.314	0.382	1.42		pCi/L	U		116548	GU04060G9WT01	GELC
Test Well DT-9	1831	1040	8/6/2003	WG	UF	CS		Rad	900	Gross alpha		0.724	0.347	1.12		pCi/L	U	U	85763	GU03070G9WT02	GELC
Test Well DT-9	1831	1040	8/6/2003	WG	UF	CS	FB	Rad	900	Gross alpha		0.0494	0.458	1.82		pCi/L	U	U	85763	GU03070G9WT02-FB	GELC
Test Well DT-9	1831	1040	12/5/2006	WG	F	CS		Rad	900	Gross beta		1.3	0.623	2		pCi/L	U	U	177266	GF061100G9WT01	GELC
Test Well DT-9	1831	1040	7/20/2005	WG	F	CS		Rad	900	Gross beta		2.29	0.653	2.57		pCi/L	U	U, J	141371	GF05070G9WT01	GELC
Test Well DT-9	1831	1040	12/5/2006	WG	UF	CS		Rad	900	Gross beta		0.901	0.477	1.55		pCi/L	U	U	177266	GU061100G9WT01	GELC
Test Well DT-9	1831	1040	7/20/2005	WG	UF	CS		Rad	900	Gross beta		2.97	0.676	2.57		pCi/L		J	141371	GU05070G9WT01	GELC
Test Well DT-9	1831	1040	7/7/2004	WG	UF	CS		Rad	900	Gross beta		1.92	0.667	2.14		pCi/L	U		116548	GU04060G9WT01	GELC
Test Well DT-9	1831	1040	8/6/2003	WG	UF	CS		Rad	900	Gross beta		2.34	0.358	1.06		pCi/L		J	85763	GU03070G9WT02	GELC
Test Well DT-9	1831	1040	8/6/2003	WG	UF	CS	FB	Rad	900	Gross beta		0.0352	0.292	1.13		pCi/L	U	U	85763	GU03070G9WT02-FB	GELC
Test Well DT-9	1831	1040	12/5/2006	WG	F	CS		Rad	901.1	Gross gamma		94.2	71.2	306		pCi/L	U	U	177266	GF061100G9WT01	GELC
Test Well DT-9	1831	1040	7/20/2005	WG	F	CS		Rad	901.1	Gross gamma		95.5	62.3	340		pCi/L	U	U	141371	GF05070G9WT01	GELC

Ancho Canyon Watershed Last Four Analytical Results  
for Sampling November 27 - December 8, 2006

Periodic Monitoring Report for Ancho Watershed

Location	Port	Depth (ft)	Date	Fld Matrix	Fld Prep	Lab Sample Type	Fld QC	Suite	Method	Analyte	Symbol	Result	1-sigma TPU	MDA	MDL	Units	Lab Qual	2nd Qual	Request	Sample	Lab
Test Well DT-9	1831	1040	12/5/2006	WG	UF	CS		Rad	901.1	Gross gamma		73	73.6	215		pCi/L	U	U	177266	GU061100G9WT01	GELC
Test Well DT-9	1831	1040	7/20/2005	WG	UF	CS		Rad	901.1	Gross gamma		72.7	62.4	247		pCi/L	U	U	141371	GU05070G9WT01	GELC
Test Well DT-9	1831	1040	7/7/2004	WG	UF	CS		Rad	901.1	Gross gamma		86.9	124	390		pCi/L	U	U	116548	GU04060G9WT01	GELC
Test Well DT-9	1831	1040	8/6/2003	WG	UF	CS		Rad	901.1	Gross gamma		137	136	613		pCi/L	U	U	85763	GU03070G9WT02	GELC
Test Well DT-9	1831	1040	8/6/2003	WG	UF	CS	FB	Rad	901.1	Gross gamma		99.2	156	398		pCi/L	U	U	85763	GU03070G9WT02-FB	GELC
Test Well DT-9	1831	1040	12/5/2006	WG	F	CS		Rad	901.1	Neptunium-237		1.73	7.81	27.9		pCi/L	U	U	177266	GF061100G9WT01	GELC
Test Well DT-9	1831	1040	7/20/2005	WG	F	CS		Rad	901.1	Neptunium-237		-4.32	9.01	28.7		pCi/L	U	U	141371	GF05070G9WT01	GELC
Test Well DT-9	1831	1040	12/5/2006	WG	UF	CS		Rad	901.1	Neptunium-237		17.7	8.59	30.6		pCi/L	U	U	177266	GU061100G9WT01	GELC
Test Well DT-9	1831	1040	7/20/2005	WG	UF	CS		Rad	901.1	Neptunium-237		-2.33	7.11	22.2		pCi/L	U	U	141371	GU05070G9WT01	GELC
Test Well DT-9	1831	1040	7/7/2004	WG	UF	CS		Rad	901.1	Neptunium-237		-3.35	9.21	30.6		pCi/L	U	U	116548	GU04060G9WT01	GELC
Test Well DT-9	1831	1040	8/6/2003	WG	UF	CS		Rad	901.1	Neptunium-237		-13.6	11.7	37.7		pCi/L	U	U	85763	GU03070G9WT02	GELC
Test Well DT-9	1831	1040	8/6/2003	WG	UF	CS	FB	Rad	901.1	Neptunium-237		7.31	6.34	22.3		pCi/L	U	U	85763	GU03070G9WT02-FB	GELC
Test Well DT-9	1831	1040	12/5/2006	WG	F	CS		Rad	H300	Plutonium-238		0	0.00539	0.0209		pCi/L	U	U	177266	GF061100G9WT01	GELC
Test Well DT-9	1831	1040	7/20/2005	WG	F	CS		Rad	H300	Plutonium-238		-0.0154	0.0116	0.04		pCi/L	U	U	141371	GF05070G9WT01	GELC
Test Well DT-9	1831	1040	12/5/2006	WG	UF	CS		Rad	H300	Plutonium-238		-0.0041	0.00502	0.0225		pCi/L	U	U	177266	GU061100G9WT01	GELC
Test Well DT-9	1831	1040	7/20/2005	WG	UF	CS		Rad	H300	Plutonium-238		0.00355	0.00355	0.037		pCi/L	U	U	141371	GU05070G9WT01	GELC
Test Well DT-9	1831	1040	7/7/2004	WG	UF	CS		Rad	AS	Plutonium-238		-0.00917	0.00563	0.036		pCi/L	U	U	116548	GU04060G9WT01	GELC
Test Well DT-9	1831	1040	8/6/2003	WG	UF	CS		Rad	AS	Plutonium-238		-0.0149	0.00639	0.038		pCi/L	U	U	85763	GU03070G9WT02	GELC
Test Well DT-9	1831	1040	8/6/2003	WG	UF	CS	FB	Rad	AS	Plutonium-238		0	0.0043	0.038		pCi/L	U	U	85763	GU03070G9WT02-FB	GELC
Test Well DT-9	1831	1040	12/5/2006	WG	F	CS		Rad	H300	Plutonium-239/Plutonium-240		0.00191	0.00191	0.0139		pCi/L	U	U	177266	GF061100G9WT01	GELC
Test Well DT-9	1831	1040	7/20/2005	WG	F	CS		Rad	H300	Plutonium-239/Plutonium-240		-0.00768	0.00472	0.034		pCi/L	U	U	141371	GF05070G9WT01	GELC
Test Well DT-9	1831	1040	12/5/2006	WG	UF	CS		Rad	H300	Plutonium-239/Plutonium-240		0.00205	0.00355	0.015		pCi/L	U	U	177266	GU061100G9WT01	GELC
Test Well DT-9	1831	1040	7/20/2005	WG	UF	CS		Rad	H300	Plutonium-239/Plutonium-240		0.00886	0.00812	0.031		pCi/L	U	U	141371	GU05070G9WT01	GELC
Test Well DT-9	1831	1040	7/7/2004	WG	UF	CS		Rad	AS	Plutonium-239/Plutonium-240		0.00916	0.00563	0.037		pCi/L	U	U	116548	GU04060G9WT01	GELC
Test Well DT-9	1831	1040	8/6/2003	WG	UF	CS		Rad	AS	Plutonium-239/Plutonium-240		-0.0127	0.00602	0.041		pCi/L	U	U	85763	GU03070G9WT02	GELC
Test Well DT-9	1831	1040	8/6/2003	WG	UF	CS	FB	Rad	AS	Plutonium-239/Plutonium-240		0.0107	0.0057	0.042		pCi/L	U	U	85763	GU03070G9WT02-FB	GELC
Test Well DT-9	1831	1040	12/5/2006	WG	F	CS		Rad	901.1	Potassium-40		9.97	20.1	43.3		pCi/L	U	U	177266	GF061100G9WT01	GELC
Test Well DT-9	1831	1040	7/20/2005	WG	F	CS		Rad	901.1	Potassium-40		46.2	19	39		pCi/L	UI	R	141371	GF05070G9WT01	GELC
Test Well DT-9	1831	1040	12/5/2006	WG	UF	CS		Rad	901.1	Potassium-40		31.3	19.6	29.2		pCi/L	UI	R	177266	GU061100G9WT01	GELC
Test Well DT-9	1831	1040	7/20/2005	WG	UF	CS		Rad	901.1	Potassium-40		20.9	21	40.4		pCi/L	U	U	141371	GU05070G9WT01	GELC
Test Well DT-9	1831	1040	7/7/2004	WG	UF	CS		Rad	901.1	Potassium-40		49	13.9	62.3		pCi/L	U	U	116548	GU04060G9WT01	GELC
Test Well DT-9	1831	1040	8/6/2003	WG	UF	CS		Rad	901.1	Potassium-40		119	41.9	55.9		pCi/L		J	85763	GU03070G9WT02	GELC
Test Well DT-9	1831	1040	8/6/2003	WG	UF	CS	FB	Rad	901.1	Potassium-40		54	14.1	56.5		pCi/L	U	U	85763	GU03070G9WT02-FB	GELC
Test Well DT-9	1831	1040	12/5/2006	WG	F	CS		Rad	901.1	Sodium-22		0.797	1.1	4.16		pCi/L	U	U	177266	GF061100G9WT01	GELC
Test Well DT-9	1831	1040	7/20/2005	WG	F	CS		Rad	901.1	Sodium-22		0.163	0.988	3.81		pCi/L	U	U	141371	GF05070G9WT01	GELC
Test Well DT-9	1831	1040	12/5/2006	WG	UF	CS		Rad	901.1	Sodium-22		-0.0891	0.973	3.66		pCi/L	U	U	177266	GU061100G9WT01	GELC
Test Well DT-9	1831	1040	7/20/2005	WG	UF	CS		Rad	901.1	Sodium-22		-1.07	0.996	3.44		pCi/L	U	U	141371	GU05070G9WT01	GELC
Test Well DT-9	1831	1040	7/7/2004	WG	UF	CS		Rad	901.1	Sodium-22		-2	1.33	4.31		pCi/L	U	U	116548	GU04060G9WT01	GELC
Test Well DT-9	1831	1040	8/6/2003	WG	UF	CS		Rad	901.1	Sodium-22		-1.76	1.94	6.58		pCi/L	U	U	85763	GU03070G9WT02	GELC
Test Well DT-9	1831	1040	8/6/2003	WG	UF	CS	FB	Rad	901.1	Sodium-22		-0.769	1.22	3.74		pCi/L	U	U	85763	GU03070G9WT02-FB	GELC
Test Well DT-9	1831	1040	12/5/2006	WG	F	CS		Rad	905.0	Strontium-90		0.109	0.0996	0.331		pCi/L	U	U	177266	GF061100G9WT01	GELC
Test Well DT-9	1831	1040	7/20/2005	WG	F	CS		Rad	905.0	Strontium-90		0.0903	0.0651	0.259		pCi/L	U	U	141371	GF05070G9WT01	GELC
Test Well DT-9	1831	1040	12/5/2006	WG	UF	CS		Rad	905.0	Strontium-90		-0.0623	0.0743	0.256		pCi/L	U	U	177266	GU061100G9WT01	GELC
Test Well DT-9	1831	1040	7/20/2005	WG	UF	CS		Rad	905.0	Strontium-90		0.0789	0.0615	0.246		pCi/L	U	U	141371	GU05070G9WT01	GELC
Test Well DT-9	1831	1040	7/7/2004	WG	UF	CS		Rad	GFPC	Strontium-90		-0.0039	0.0712	0.306		pCi/L	U	U	116548	GU04060G9WT01	GELC
Test Well DT-9	1831	1040	8/6/2003	WG	UF	CS		Rad	GFPC	Strontium-90		0.157	0.0539	0.183		pCi/L	U	U	85763	GU03070G9WT02	GELC
Test Well DT-9	1831	1040	8/6/2003	WG	UF	CS	FB	Rad	GFPC	Strontium-90		0.0206	0.0478	0.217		pCi/L	U	U	85763	GU03070G9WT02-FB	GELC
Test Well DT-9	1831	1040	12/5/2006	WG	UF	CS		Rad	LLEE	Tritium		-0.06386	0.28737	0.28737		pCi/L		U	2293	UU061100G9WT01	UMTL
Test Well DT-9	1831	1040	7/20/2005	WG	UF	CS		Rad	906.0	Tritium		2.57	57.9	198		pCi/L	U	U	141371	GU05070G9WT01	GELC
Test Well DT-9	1831	1040	7/7/2004	WG	UF	CS		Rad	906.0	Tritium		-50.9	46.4	157		pCi/L	U	U	116548	GU04060G9WT01	GELC
Test Well DT-9	1831	1040	8/6/2003	WG	UF	CS		Rad	906.0	Tritium		-24.7	54.3	181		pCi/L	U	U	85763	GU03070G9WT01	GELC

Ancho Canyon Watershed Last Four Analytical Results  
for Sampling November 27 - December 8, 2006

Periodic Monitoring Report for Ancho Watershed

Location	Port	Depth (ft)	Date	Fid Matrix	Fid Prep	Lab Sample Type	Fid QC	Suite	Method	Analyte	Symbol	Result	1-sigma TPU	MDA	MDL	Units	Lab Qual	2nd Qual	Request	Sample	Lab
Test Well DT-9	1831	1040	8/6/2003	WG	UF	DUP		Rad	906.0	Tritium		86.1	56.7	180		pCi/L	U		85763	GU03070G9WT01	GELC
Test Well DT-9	1831	1040	8/6/2003	WG	UF	CS	FB	Rad	906.0	Tritium		58	52.9	169		pCi/L	U	U	85763	GU03070G9WT01-FB	GELC
Test Well DT-9	1831	1040	12/5/2006	WG	F	CS		Rad	H300	Uranium-234		0.253	0.0278	0.0479		pCi/L			177266	GF061100G9WT01	GELC
Test Well DT-9	1831	1040	7/20/2005	WG	F	CS		Rad	H300	Uranium-234		0.377	0.0486	0.151		pCi/L		J	141371	GF05070G9WT01	GELC
Test Well DT-9	1831	1040	12/5/2006	WG	UF	CS		Rad	H300	Uranium-234		0.272	0.0311	0.0482		pCi/L			177266	GU061100G9WT01	GELC
Test Well DT-9	1831	1040	7/20/2005	WG	UF	CS		Rad	H300	Uranium-234		0.369	0.0472	0.146		pCi/L		J	141371	GU05070G9WT01	GELC
Test Well DT-9	1831	1040	7/7/2004	WG	UF	CS		Rad	AS	Uranium-234		0.301	0.0323	0.057		pCi/L			116548	GU04060G9WT01	GELC
Test Well DT-9	1831	1040	8/6/2003	WG	UF	CS		Rad	AS	Uranium-234		0.233	0.0311	0.063		pCi/L		U	85763	GU03070G9WT02	GELC
Test Well DT-9	1831	1040	8/6/2003	WG	UF	CS	FB	Rad	AS	Uranium-234		0.0215	0.0087	0.05		pCi/L	U	U	85763	GU03070G9WT02-FB	GELC
Test Well DT-9	1831	1040	12/5/2006	WG	F	CS		Rad	H300	Uranium-235/Uranium-236		0.0111	0.00883	0.0488		pCi/L	U	U	177266	GF061100G9WT01	GELC
Test Well DT-9	1831	1040	7/20/2005	WG	F	CS		Rad	H300	Uranium-235/Uranium-236		0.043	0.0164	0.114		pCi/L	U	U	141371	GF05070G9WT01	GELC
Test Well DT-9	1831	1040	12/5/2006	WG	UF	CS		Rad	H300	Uranium-235/Uranium-236		0.0281	0.0164	0.0491		pCi/L	U	U	177266	GU061100G9WT01	GELC
Test Well DT-9	1831	1040	7/20/2005	WG	UF	CS		Rad	H300	Uranium-235/Uranium-236		0.0178	0.0157	0.11		pCi/L	U	U	141371	GU05070G9WT01	GELC
Test Well DT-9	1831	1040	7/7/2004	WG	UF	CS		Rad	AS	Uranium-235/Uranium-236		0.0241	0.00973	0.049		pCi/L	U	U	116548	GU04060G9WT01	GELC
Test Well DT-9	1831	1040	8/6/2003	WG	UF	CS		Rad	AS	Uranium-235/Uranium-236		0.0136	0.0106	0.036		pCi/L	U		85763	GU03070G9WT02	GELC
Test Well DT-9	1831	1040	8/6/2003	WG	UF	CS	FB	Rad	AS	Uranium-235/Uranium-236		0.00216	0.00715	0.028		pCi/L	U	U	85763	GU03070G9WT02-FB	GELC
Test Well DT-9	1831	1040	12/5/2006	WG	F	CS		Rad	H300	Uranium-238		0.11	0.0188	0.0339		pCi/L			177266	GF061100G9WT01	GELC
Test Well DT-9	1831	1040	7/20/2005	WG	F	CS		Rad	H300	Uranium-238		0.124	0.0265	0.107		pCi/L		J	141371	GF05070G9WT01	GELC
Test Well DT-9	1831	1040	12/5/2006	WG	UF	CS		Rad	H300	Uranium-238		0.107	0.0211	0.0341		pCi/L			177266	GU061100G9WT01	GELC
Test Well DT-9	1831	1040	7/20/2005	WG	UF	CS		Rad	H300	Uranium-238		0.115	0.0285	0.103		pCi/L		J	141371	GU05070G9WT01	GELC
Test Well DT-9	1831	1040	7/7/2004	WG	UF	CS		Rad	AS	Uranium-238		0.125	0.0184	0.051		pCi/L		J	116548	GU04060G9WT01	GELC
Test Well DT-9	1831	1040	8/6/2003	WG	UF	CS		Rad	AS	Uranium-238		0.111	0.0196	0.04		pCi/L		J	85763	GU03070G9WT02	GELC
Test Well DT-9	1831	1040	8/6/2003	WG	UF	CS	FB	Rad	AS	Uranium-238		0.0129	0.00613	0.032		pCi/L	U	U	85763	GU03070G9WT02-FB	GELC
Test Well DT-9	1831	1040	12/5/2006	WG	UF	CS		Voa	8260	Methylene Chloride	<	4.94			2	µg/L	J	U	177266	GU061100G9WT01	GELC
Test Well DT-9	1831	1040	12/5/2006	WG	UF	CS	FTB	Voa	8260	Methylene Chloride		5.35			2	µg/L			177266	GU061100G9WT01-FB	GELC
Test Well DT-9	1831	1040	7/20/2005	WG	UF	CS		Voa	8260	Methylene Chloride	<	5				µg/L	U		141371	GU05070G9WT01	GELC
Test Well DT-9	1831	1040	7/20/2005	WG	UF	CS	FTB	Voa	8260	Methylene Chloride	<	5				µg/L	U		141371	GU05070G9WT01-FTB	GELC
Test Well DT-9	1831	1040	7/7/2004	WG	UF	CS		Voa	8260	Methylene Chloride	<	5				µg/L	U		116548	GU04060G9WT01	GELC
Test Well DT-9	1831	1040	7/7/2004	WG	UF	CS	FTB	Voa	8260	Methylene Chloride	<	5				µg/L	U		116548	GU04060G9WT01-FTB	GELC
Test Well DT-9	1831	1040	4/10/2002	WG	UF	CS		Voa	8260	Methylene Chloride		0.79				µg/L	J		58894	GU02042G9WT	GELC
Test Well DT-9	1831	1040	4/10/2002	WG	UF	CS		Voa	8260	Methylene Chloride		0.55				µg/L	J		58894	GU02041G9WT	GELC
Test Well DT-9	1831	1040	4/10/2002	WG	UF	CS	FTB	Voa	8260	Methylene Chloride		0.66				µg/L	J		58894	GU02041G9WT-TRP	GELC

# **Appendix E**

---

## *Screening Results*





**Table E-1  
Groundwater Metals**

Zone	Location Name	Well Class	Port Depth (ft)	Start Date	Analyte	Field Preparation Code	Lab Sample Type Code	Field Quality Control Type Code	Symbol	Result	Method Detection Limit	Unit of Measure	Lab Qualifier Code	Secondary Validation Flag Code	Secondary Validation Reason Code	Preliminary Flag	Analytical Method Code	EPA Maximum Contaminant Level (MCL)	EPA MCL Ratio (Result/Standard)	New Mexico (NM) Groundwater (GW) Standard	NM GW Standard Ratio (Result/Screening Level)
Regional	R-31	MULTI	532.2	11/28/06	Fe	F <sup>a</sup>	CS <sup>b</sup>	— <sup>c</sup>	—	892	18	µg/L	—	—	—	N <sup>d</sup>	SW-846:6010B	n/a <sup>e</sup>	n/a	1000	0.89
Regional	R-31	MULTI	532.2	11/28/06	Mn	F	CS	—	—	1490	2	µg/L	—	—	—	N	SW-846:6010B	n/a	n/a	200	7.45
Regional	R-31	MULTI	670.3	11/30/06	Fe	F	CS	—	—	2840	18	µg/L	—	—	—	N	SW-846:6010B	n/a	n/a	1000	2.84
Regional	R-31	MULTI	670.3	11/30/06	Mn	F	CS	—	—	276	2	µg/L	—	—	—	N	SW-846:6010B	n/a	n/a	200	1.38

EPA = Environmental Protection Agency.

- <sup>a</sup> F Filtered.
- <sup>b</sup> CS Client sample.
- <sup>c</sup> — No data.
- <sup>d</sup> N No.
- <sup>e</sup> n/a Not applicable.

**Table E-2  
Groundwater Radionuclides**

Zone	Location Name	Well Class	Port Depth (ft)	Start Date	Analyte	Field Preparation Code	Lab Sample Type Code	Field Quality Control Type Code	Symbol	Result	Unit of Measure	Lab Qualifier Code	Secondary Validation Flag Code	Secondary Validation Reason Code	Preliminary Flag	Analytical Method Code	EPA Maximum Contaminant Level (MCL)	EPA MCL Ratio (Result/Standard)	NMED Radiation Protection Screening Level (Scr Lvl)	New Mexico Groundwater Standard Ratio (Result/Scr Lvl)
Regional	Test Well DT-10	SINGLE	1080	12/04/06	K-40	F <sup>a</sup>	CS <sup>b</sup>	FD <sup>c</sup>	— <sup>d</sup>	25.4	pCi/L	—	J <sup>e</sup>	RWQ2 <sup>f</sup>	N <sup>g</sup>	EPA:901.0	—	—	4000	0.01

NMED = New Mexico Environment Department.

- <sup>a</sup> F Filtered.
- <sup>b</sup> CS Client sample.
- <sup>c</sup> FD Field duplicate.
- <sup>d</sup> — No data.
- <sup>e</sup> J The analyte is classified as detected, but the reported concentration value is expected to be more uncertain than usual.
- <sup>f</sup> RWQ2 Result values are less than 3 times the minimum detectable concentration.
- <sup>g</sup> N No.

**Table E-3  
Groundwater Tritium**

Zone	Location Name	Well Class	Port Depth (ft)	Start Date	Field Preparation Code	Lab Sample Type Code	Field Quality Control Type Code	Symbol	Result	Units	MDA	Analytical Method Code	Preliminary Flag
Regional	Test Well DT-10	SINGLE	1080	12/04/06	UF <sup>a</sup>	CS <sup>b</sup>	FD <sup>c</sup>	— <sup>d</sup>	0.22	pCi/L	0.28737	Generic: LLEE	N <sup>e</sup>
Regional	R-31	MULTI	532.2	11/28/06	UF	CS	n/a <sup>f</sup>	—	0.64	pCi/L	0.28737	Generic:LLEE	N
Regional	R-31	MULTI	670.3	11/30/06	UF	CS	n/a	—	0.19	pCi/L	0.28737	Generic:LLEE	N
Regional	R-31	MULTI	830.9	12/06/06	UF	CS	FD	—	0.10	pCi/L	0.28737	Generic:LLEE	N

LLEE = Low-Level Electrolytic Enrichment.

- <sup>a</sup> UF Unfiltered.
- <sup>b</sup> CS Client sample.
- <sup>c</sup> FD Field duplicate.
- <sup>d</sup> — No data.
- <sup>e</sup> N No.
- <sup>f</sup> n/a Not applicable.

**Table E-4  
Groundwater Organics**

Zone	Location Name	Well Class	Port Depth (ft)	Start Date	Analyte	Field Preparation Code	Lab Sample Type Code	Field Quality Control Type Code	Symbol	Result	Method Detection Limit	Unit of Measure	Lab Qualifier Code	Secondary Validation Flag Code	Secondary Validation Reason Code	Preliminary Flag	Analytical Method Code	EPA Maximum Contaminant Level (MCL)	EPA MCL Ratio (Result/Standard)	EPA Tap Water Screening Level	EPA Tap Water Screening Level Ratio (Result/Screening Level)	New Mexico (NM) Groundwater (GW) Standard	NM GW Standard Ratio (Result/Screening Level)
Regional	Test Well DT-9	SINGLE	1040	12/05/06	Methylene Chloride	UF <sup>a</sup>	CS <sup>b</sup>	FTB <sup>c</sup>	— <sup>d</sup>	5.35	2	µg/L	—	—	—	N <sup>e</sup>	SW-846:8260B	5	1.07	8.94	0.6	100	0.05
Regional	R-31	MULTI	532.2	11/28/06	Toluene	UF	CS	FTB	—	0.47	0.25	µg/L	J <sup>f</sup>	—	—	N	SW-846:8260B	1000	4.7×10 <sup>-4</sup>	n/a <sup>g</sup>	n/a	750	6.3×10 <sup>-4</sup>
Regional	R-31	MULTI	532.2	11/28/06	Bis(2-ethylhexyl)phthalate	UF	CS	—	—	2.96	2	µg/L	J	—	—	N	SW-846:8270C	6	0.49	4.8	0.62	n/a	n/a

- <sup>a</sup> UF Unfiltered.
- <sup>b</sup> CS Client sample.
- <sup>c</sup> FTB Field trip blank.
- <sup>d</sup> — No data.
- <sup>e</sup> N No.
- <sup>f</sup> J The analyte is classified as detected, but the reported concentration value is expected to be more uncertain than usual.
- <sup>g</sup> n/a Not applicable.

**Table E-5  
Groundwater Perchlorate**

Zone	Location Name	Well Class	Port Depth (ft)	Start Date	Field Quality Control Type Code	Field Preparation Code	Lab Sample Type Code	Analytical Method Code	Symbol	Result	Method Detection Limit	Unit of Measure	Dilution Factor	Lab Qualifier Code	Secondary Validation Flag Code	Secondary Validation Reason Code	Preliminary Flag
Regional	Test Well DT-9	SINGLE	1040	12/05/06	— <sup>a</sup>	F <sup>b</sup>	CS <sup>c</sup>	SW846 6850 Modified	—	0.26	0.05	µg/L	1	—	—	—	N <sup>d</sup>

<sup>a</sup> — No data.

<sup>b</sup> F Filtered.

<sup>c</sup> CS Client sample.

<sup>d</sup> N No.



## **Appendix F**

---

*Investigation-Derived Waste Management  
(from the Environmental Protection Division—Water Quality and  
Resource Conservation and Recovery Act Group)*



This appendix describes the storage and disposal of investigation-derived waste (IDW) generated during this periodic groundwater monitoring event conducted in the Ancho watershed under the Los Alamos National Laboratory (the Laboratory) Interim Facility-Wide Groundwater Monitoring Plan (Interim Plan). IDW is waste generated as a result of field investigation activities and may include, but is not limited to purge water; contaminated personal protective equipment (PPE), sampling supplies, and plastic; fluids from the decontamination of PPE and sampling equipment; and all other wastes potentially contacting contaminants. IDW generated during implementation of the Interim Plan is managed to protect human health and the environment, comply with applicable regulatory requirements, and adhere to Laboratory waste minimization goals.

All IDW generated during this periodic monitoring event is being (has been) managed in accordance with applicable Environmental Programs—Environment and Remediation Support Services (EP-ERSS) and Environmental Protection Water Quality and Resource Conservation Recovery Group (ENV-ENV-RCRA) standard operating procedures (SOPs). These SOPs incorporate the requirements of all applicable U.S. Environmental Protection Agency (EPA) and New Mexico Environment Department (NMED) regulations, Department of Energy (DOE) orders, and Laboratory Implementation Requirements (LIRs).

SOPs applicable to the characterization and management of IDW are the following:

- SOP-1.06, Revision 2, Management of Environmental Restoration Project Waste
- SOP-1.10, Revision 2, Waste Characterization and
- SOP-010.0, Land Application of Groundwater

These SOPs are applicable to implementation of the Interim Plan and may be found at the following URL: <http://erproject.lanl.gov/documents/procedures/sops.html> and <http://int.lanl.gov/orgs/env/rcra/docs/qa/ENV-RCRA-SOP-010-R0.pdf>.

The Laboratory's 2006 Los Alamos National Laboratory Hazardous Waste Minimization Report (LANL 2006, 096015) will be implemented during groundwater monitoring to minimize waste generation. This document is updated annually as a requirement of Module VIII of the Laboratory's Hazardous Waste Facility Permit.

Two particular documents are being implemented during the management of groundwater monitoring IDW:

- LANL's NMED-approved Notice of Intent (NOI) Decision Tree (Revision 7/26/06) and
- Ancho/Frijoles/Chaquehui Watersheds Groundwater Monitoring Waste Characterization Strategy Form (WCSF), included in this appendix

The investigation-derived waste streams associated with groundwater monitoring are identified in Table F-1 and are briefly described below. Table F-1 summarizes the waste type, volumes, characterization methods, methods of on-site management, and disposition path for each of the waste streams. Only the wastes generated during this particular monitoring event are detailed in this Section and in Table F-1.

**Purge water:** The purge water waste stream consists of groundwater purged from wells in the Ancho watershed prior to sampling in order to assure that representative samples are collected. Purge water is being managed and characterized in accordance with the Ancho Watershed Groundwater Monitoring Waste Characterization Strategy Form and the NOI Decision Tree, which was approved by the NMED Ground Water Quality Bureau (GWQB) and Hazardous Waste Bureau on November 21, 2006. The purge water is being characterized with analytical results from groundwater samples collected at the time of purging. The groundwater analyses are augmented by direct sampling of containerized purge waters as

needed to fulfill disposal facility Waste Acceptance Criteria. The results of the analyses, along with acceptable knowledge (AK) of the sources of constituents identified in the purge water, will be used to determine whether the water contains hazardous waste in accordance with 40 CFR 262.11 (incorporated by 20.4.1.300 N MAC) (decision point D2 of the NOI decision trees). If the water is determined to be hazardous, it will be treated or disposed of at a permitted off-site treatment, storage, or disposal (TSD) facility unless a “contained-in” determination has been granted by the NMED (decision point D5).

During the monitoring activity purge water was collected and containerized as it was removed from the wells. The type of container that was used depended on the volume of purge water expected and includes 5-gallon carboys stored in 55-gallon drums, 55-gallon drums or tanks. U.S. Department of Transportation (DOT)-approved containers are used, as appropriate for transport. The containers of purge water are managed conservatively and staged in satellite accumulation areas or less-than-90-day areas, pending results of analysis, hazardous waste determinations and WPF approval. These accumulation areas are approved by ENV-RCRA. The accumulation areas may be at the location of the wells, or may be at other locations at the Laboratory. Containerized purge water will be characterized based on the results of the analysis of water samples from the associated well(s) or by direct sampling and analysis of the purge water, as described below. The groundwater analysis data are currently in review.

At wells where purge waters are determined to be nonhazardous, they remain in storage pending comparison of the data to land application criteria and approval for discharge to the ground. At wells where nonhazardous determinations have been made, but land application criteria have not been met, the purge water will be transported and disposed at on-site facilities.

The Laboratory expects most of the remaining stored purge waters will eventually be approved for land application and discharged to the ground, designated nonhazardous liquid waste or radioactive liquid waste that would be sent to SWSC or SERF Evaporation Basins, the RLWTF or the TA-53 Evaporation Basins, respectively. If purge water is approved for land application the discharge will be conducted in accordance with the NOI decision tree, disposal pathway P2, and SOP-010.0, Land Application of Groundwater.

Spent PPE: The spent PPE waste stream consists of PPE that “contacted” potentially contaminated environmental media (i.e., purge water) and that cannot be decontaminated. The bulk of this waste stream consists of gloves. Spent PPE has been collected together with spent disposable sampling supplies from the same sample location in containers such as, zip-lock baggies and accumulated in 55-gallon drums at monitoring sites or at a consolidated accumulation area. Characterization of this waste stream is being performed through acceptable knowledge of the waste materials, the methods of generation, and the levels of contamination observed in the environmental media (e.g., the results of analysis of associated water samples). At present the spent PPE that has been in contact with nonhazardous, nonradioactive groundwater has been disposed at a New Mexico solid waste landfill using WPF 39268, a copy of which is included in this appendix. The remaining spent PPE is being managed conservatively and staged in satellite accumulation areas or less-than-90-day areas at each well or at a consolidated accumulation area, pending data review, hazardous waste determinations, and WPF approval.

The Laboratory expects most of these remaining wastes will be designated as nonhazardous waste that will be disposed of at a New Mexico solid waste landfill. If groundwater contains elevated radioactivity, the contact wastes may be designated as low-level radioactive waste and disposed of at TA-54 Area G. If the LANL Green is Clean program verifies that spent PPE is nonradioactive, it will be disposed at a New Mexico solid waste landfill. If the purge water is determined to be hazardous, the associated PPE wastes will be treated or disposed of at a permitted off-site treatment, storage, or disposal (TSD) facility.



Disposable sampling supplies: The spent disposable sampling supplies waste stream consists of all equipment and materials required to collect samples that directly contact contaminated environmental media (i.e., purge water) and cannot be decontaminated. This waste stream also includes wastes associated with dry decontamination activities, such as paper items. Spent disposable sampling supplies have been collected together with spent PPE from the same sample location in containers such as zip-lock baggies and accumulated in 55-gallon drums at monitoring sites or at a consolidated accumulation area. Characterization of this waste stream is performed through acceptable knowledge of the waste materials, the methods of generation, and the levels of contamination observed in the environmental media (e.g., the results of analysis of associated water samples). At present the spent disposable sampling supplies that have been in contact with nonhazardous, nonradioactive groundwater have been disposed at a New Mexico solid waste landfill. At present, the remaining spent disposable sampling supplies are being managed conservatively and staged in satellite accumulation areas or less-than-90-day areas at each well or at a consolidated accumulation area, pending data review, hazardous waste determinations, and WPF approval.

The Laboratory expects most of these remaining wastes will be designated as nonhazardous waste that will be disposed of at a New Mexico solid waste landfill. If groundwater contains elevated radioactivity, the contact wastes may be designated as low-level radioactive waste and disposed of at TA-54 Area G or the LANL Green is Clean program will be used to verify that disposable sampling supplies are nonradioactive and qualify for disposal at a New Mexico solid waste landfill. If the purge water contains hazardous waste, the associated sampling wastes will be treated or disposed of at a permitted off-site treatment, storage, or disposal (TSD) facility.

Decontamination fluids: The decontamination fluids waste stream consists of liquid wastes from decontamination activities (i.e., decontamination solutions and rinse waters, such as de-ionized water and Alconox). Consistent with waste minimization practices, the Laboratory has employed dry decontamination methods to the extent possible. Where dry decontamination could not be performed, liquid decontamination wastes were collected in containers at the point of generation. The decontamination fluids waste stream has been accumulated in drums and is being characterized through acceptable knowledge of the waste materials, the levels of contamination observed in the environmental media (e.g., the results of the associated water samples) and, if necessary, direct sampling of the containerized waste.

These wastes will receive the same designation as the associated purge water. The Laboratory expects most of these wastes will be designated nonhazardous liquid waste or radioactive liquid waste that would be sent to SWSC or the SERF Evaporation Basins, the RLWTF or the TA-53 Evaporation Basins, respectively. The decontamination water will be dispositioned in the same manner as the purge water.

Prior to the start of field investigation activities, the Ancho Watershed Groundwater Monitoring WCSF was prepared and approved per requirements of SOP 01.10, Revision 2. The WCSF provides information on IDW characterization, management, containerization, analytical methods and estimated volumes. IDW characterization will be completed through review of existing data and/or documentation, sampling of the media being investigated (i.e., groundwater), and by direct sampling of the IDW. The approved WCSF is provided as Attachment F-1 to this appendix.

Immediately following containerization of IDW for storage, each waste container was individually labeled with a unique identification number and with information regarding suspected waste classification, item(s), radioactivity (if applicable), and date generated. The wastes have been contained in clearly marked and appropriately constructed waste accumulation areas. Waste accumulation area postings, regulated storage duration, and inspection requirements are based on the type of IDW and its suspected classification. Container and storage requirements are detailed in the WCSF and approved prior to waste

being generated. The selection of waste containers for transportation is pending final waste determinations and segregation and will be based on appropriate Department of Transportation requirements, waste types, actual volumes of IDW to be disposed and transport mechanism.

## **REFERENCE**

*The following list includes all documents cited in this appendix. Parenthetical information following each reference provides the author(s), publication date, and ER ID number. This information is also included in text citations. ER ID numbers are assigned by the Environmental Programs Directorate's Records Processing Facility (RPF) and are used to locate the document at the RPF and, where applicable, in the master reference set.*

*Copies of the master reference set are maintained at the NMED Hazardous Waste Bureau; the U.S. Department of Energy–Los Alamos Site Office; the U.S. Environmental Protection Agency, Region 6; and the Directorate. The set was developed to ensure that the administrative authority has all material needed to review this document, and it is updated with every document submitted to the administrative authority. Documents previously submitted to the administrative authority are not included.*

LANL (Los Alamos National Laboratory), November 2006. "Los Alamos National Laboratory Hazardous Waste Minimization Report," Los Alamos National Laboratory document LA-UR-06-8175, Los Alamos, New Mexico. (LANL 2006, 096015)

**Table F-1  
Summary of IDW Generation and Management**

Waste Stream	Waste Type	Volume	Characterization Method	On-site Management	Disposition Status
Purge water	Nonhazardous, Nonradioactive	5452 gallon	Analytical results from groundwater monitoring samples and acceptable knowledge (AK)	Managed conservatively and collected in 5-gallon carboys, stored in 55-gallon drums at satellite accumulation areas or collected in tanks at less-than-90-day accumulation areas. These wells have been determined to be nonhazardous based on data review and due diligence. The containers and/or accumulation areas have been down-graded to nonhazardous.	Pending land application review and approval.
Spent PPE and disposable sampling supplies	Nonhazardous, Nonradioactive	<0.06 yd <sup>3</sup> (13 gal)	AK	Zip-lock baggies accumulated in 55-gallon drums	Disposed at New Mexico solid waste landfill.
Decontamination fluids	Nonhazardous, Nonradioactive	<3 gallon	AK	Collected in 250 ml to 1-gallon bottles, stored in 55-gallon drums at accumulation areas	Pending WPF approval and disposal



# **Appendix F-1**

---

*Approved WCSF*



### Waste Characterization Strategy Form

<b>Project Title</b>	<i>Ancho/ Frijoles/ Chaquehui Watersheds Groundwater Monitoring</i>
<b>Solid Waste Management Unit or Area of Concern #</b>	Ancho, Frijoles, and Chaquehui Canyons
<b>Activity Type</b>	Groundwater and surface water sampling and water level measurements
<b>Field Operations/Team Leader</b>	Mike Alexander (and various Water Stewardship Program FTLs)
<b>Field Waste Management Coordinator</b>	Leonard Trujillo or Victor Garde
<b>Completed by</b>	Leonard Trujillo, Rene Evans and Deborah Steven
<b>Date</b>	November 27, 2006

#### Description of Activity:

This Waste Characterization Strategy Form (WCSF) pertains to the groundwater and surface water monitoring activities performed by the Los Alamos National Laboratory (LANL or the Laboratory) Water Stewardship Project (LWSP) in the Ancho/Frijoles/Chaquehui Canyons watersheds (Figure 1). LWSP will collect and analyze groundwater and surface water samples for specific constituents (Table 1) and at specific locations (Table 2) in order to fulfill the requirements of New Mexico Environment Department's (NMED) Compliance Order on Consent and in support of LANL's *Interim Facility-Wide Groundwater Monitoring Plan, Revision 1* (IFWGMP) (LANL 2006, 92507) to monitor the impacts of LANL's operations on the Pajarito Plateau groundwater. Specifically, to provide information in advance of the detailed characterization to be conducted in 2009 – 2010 for an investigation report due to NMED in 2011. Groundwater level data will also be collected to better understand groundwater and surface water occurrence and movement. Four modes of water will be monitored: persistent surface water (base flow), alluvial groundwater, intermediate perched groundwater, and regional groundwater.

The specific activities to accomplish the above sampling and measurement goals are:

1. conduct scheduled (semi-annual) monitoring/sampling of selected existing and new alluvial, intermediate, and regional groundwater wells;
2. conduct scheduled sampling of selected persistent surface water locations including springs;
3. collect water level data.

This WCSF covers the wastes generated by these monitoring activities in the Ancho/Frijoles/Chaquehui Canyons watersheds. A list of existing and planned wells and surface water sampling points to be sampled or measured are identified in Table 2.

Groundwater investigations will be conducted in accordance with the following documents. [The specific procedures under which field activities will be conducted can be found in Appendix C of the IFWGMP (LANL 2006, 92507)].

1. Interim Facility-Wide Groundwater Monitoring Plan, Revision 1 (LANL 2006, 92507)
2. 2006 Groundwater Level Monitoring Plan for the Groundwater Level Monitoring Project, (LA UR 06-1688) (LANL 2006).

### Site History and Description:

Ancho Canyon is located in the southeastern part of the Laboratory (Figure 1) and approximately 7 sq mi in area. The Ancho Canyon watershed is located entirely within TA-33, -39, -49, and -70 and contains approximately 33 SWMUs and AOCs. TA-33, located south of Ancho Canyon on a mesa near the Rio Grande, was used as a firing site and for tritium operations. PRSs include landfills and septic systems. TA-39 is located on the floor of middle Ancho Canyon and it was used for open-air testing of explosive compounds. PRSs in the TA include five firing sites, a number of landfills, and septic systems. TA-49 is located on a mesa in the upper part of the Ancho canyon drainage and part of the area drains in Water Canyon. TA-49 was used for underground hydronuclear testing in the early 1960s. The testing consisted of criticality, equation-of-state, and calibration experiments involving special nuclear materials. The testing produced large inventories of radioactive and hazardous materials, such as isotopes of uranium and plutonium, lead, and beryllium; explosives such as 2,4,6-trinitrotoluene (TNT), hexahydro-1,3,5-trinitro-1,3,5-triazine (RDX), and octahydro-1,3,5,7-tetranitro-1,3,5,7-tetrazocine (HMX); and barium nitrate. Much of this material remains in shafts on the mesa top (LANL 2006, 92507, p. 7-1).

Frijoles Canyon lies on USFS and National Park Service lands south of the Laboratory (Figure 1). The canyon lies adjacent to the Laboratory boundary near the Rio Grande, but is separated from TA-33 by Chaquehui Canyon.

Chaquehui Canyon watershed is situated south of the mesa occupied by TA-33 (Figure 1). There are approximately 61 SWMUs and AOCs in the watershed that vary from inactive industrial outfalls to MDAs. Surface water flow is ephemeral, with two springs present along the south-facing wall of the main drainage. One monitoring location (Doe Spring) is located in the lower watershed at the mouth of the canyon. Doe Spring is covered in White Rock Canyon WCSF.

See Tables A-9, A-10 and A-11 in Appendix A of the *Interim Facility-Wide Groundwater Monitoring Plan, Revision 1* (LANL 2006, 92507) for a conceptual model summary of the Ancho/Frijoles/Chaquehui Canyons watersheds.

### Previous Investigations:

#### General

Numerous LWSP groundwater and surface water monitoring investigations of the Ancho/Frijoles/Chaquehui Canyons watersheds listed in Table 2 of this WCSF have been conducted and the analytical results entered into the water quality database (WQDB). These results are reviewed in order to utilize the Notice of Intent (NOI) Decision Tree (Attachment A), still in *draft* form. The NOI Decision Tree dictates the management and regulatory status of the purged/sampled groundwater by using the existing data from previous investigations as acceptable knowledge.

Contaminants that have been detected in Ancho Canyon sediments, surface water, or shallow groundwater during previous investigations include, mercury and other metals, HE, organics and radionuclides. Three decades of water quality records from regional wells in this area (DT-5A, DT-9, and DT-10), as well as recent data from R-31, show no substantial changes in water chemistry or the presence of Laboratory contaminants in the regional aquifer.

Contaminants have been detected above background levels in samples from Chaquehui Canyon sediments and surface water.



### **Anticipated Contaminants**

The primary chemicals of potential concern (COPCs) identified from previous investigations are: metals (beryllium, iron, lead, manganese, mercury, and zinc), explosive compounds (HMX, RDX, TNT, and barium nitrate), organics, and radionuclides.

### **References:**

LANL (Los Alamos National Laboratory), June 30, 2005. "Groundwater Background Investigation Report," Los Alamos National Laboratory document LA-UR-05-2295, Los Alamos, New Mexico. (LANL 2005, 90580)

LANL (Los Alamos National Laboratory), February 2006. "2006 Groundwater Level Monitoring Plan for the Groundwater Level Monitoring Project", Los Alamos National Laboratory document LA UR 06-1688, Los Alamos New Mexico. (LANL 2006)

LANL (Los Alamos National Laboratory), April 2006. "Interim Facility-Wide Groundwater Monitoring Plan, Revision 1," Los Alamos National Laboratory document LA-UR-06-2888, Los Alamos, New Mexico. (LANL 2006, 92507)

### **Characterization Strategy:**

Five waste streams are anticipated from the proposed investigation activities (see Characterization Table 1):

1. Purge water
2. Surface water samples
3. "Contact Waste"
4. Decontamination fluids
5. Returned groundwater samples.

**Waste # 1: Purge Water** will be produced from wells prior to and during sampling to assure that representative groundwater monitoring samples are collected. All efforts will be made to minimize this waste stream.

**Anticipated Regulatory Status:** The possible classifications of this liquid waste stream and their anticipated regulatory status include:

- water suitable for land application under the NOI Decision Tree
- non-hazardous, non-radioactive waste
- low-level radioactive waste
- hazardous waste
- mixed low-level waste (MLLW)
- high explosive contaminated waste

### Characterization Approach:

All purge water from both existing and new wells will be managed in accordance with the NOI Decision Tree (Revision 6/12/06) (Attachment A), pending approval by the NMED Ground Water Quality Bureau and Hazardous Waste Bureau. Existing or new groundwater data will be used to complete the NOI Decision Tree. In addition to the data review required for the NOI Decision Tree, radionuclide data will be reviewed and compared to groundwater background levels (LANL 2005, 90580) to complete a radioactive waste determination. Groundwater data will be reviewed at least annually for waste determinations, or at the time of waste profile renewals.

Existing groundwater data (Decision Point: D1 of the NOI Decision Tree) are first subjected to an evaluation by ENV-RCRA for a hazardous waste determination (Decision Point: D2). If the data show the water to be non-hazardous then the water can be evaluated against the land application criteria.

If existing groundwater data from a well meet the land application criteria (Decision Point: D3) in the NOI Decision Tree, then the Laboratory can proceed with the land application of purge water from this well without coordination with the NMED; land application must be conducted in accordance with the terms and conditions of the Hydrogeologic Work Plan NOIs dated July 16, 2002 and August 2, 2001 (Attachment B). Specifically, land application

1. will be monitored routinely during the operation,
2. will not cause run-off into a water course,
3. will not cause ponding or run-off to occur.

If the existing data are highly variable and/or contain analytical outliers then the purge water will be characterized by review of multiple data sources, such as analytical results from the associated groundwater monitoring samples (acceptable knowledge), by analyzing a representative sample of the purge water (direct sample), or a combination of both. If it is determined that the purge water is non-hazardous, but cannot meet the criteria for land application then the water will be evaluated for treatment and disposal at one of the Laboratory's six wastewater treatment facilities (Decision Point D4).

If no groundwater data are available (for example a new well), then purge water will be containerized during sampling until receipt and review of pending analytical results and completion of the NOI Decision Tree process.

The particular analyses that will be used to characterize purge waters from wells in the Ancho/Frijoles/Chaquehui Canyons watersheds are listed in the characterization table (Table 1). The analytical suite is based on the Ancho/Frijoles/Chaquehui Canyons COPCs and Appendix C of the IFWGMP. If purge water does not meet the criteria for land application in the NOI Decision Tree, then any additional analyses that are needed to determine if a purge water meets the waste acceptance criteria (WAC) of an appropriate disposal facility will be performed (see Table 3).

The results of analyses, along with acceptable knowledge of the sources of constituents identified in the purge water, will be used to determine whether the water is hazardous waste in accordance with 40 CFR 262.11.

**Storage and Disposal Method:**

Between 13,000 and 36,000 gallons of purge water are anticipated to be generated across the Ancho/Frijoles/Chaquehui Canyons watersheds annually. This volume estimate is based on a semi-annual monitoring frequency.

Purge water may initially be placed in containers such as drums or tanks and managed conservatively in the appropriate accumulation area, until a complete characterization is achieved with the NOI Decision Tree and/or supporting analytical results. Containers will be stored in an approved waste accumulation area on site at the well of origin or at a centralized location.

At the time of containerization an accumulation log entry will be completed by a field team member or an on-site waste handler, who has completed the appropriate training. The accumulation log will include, at a minimum: well site, date, volume of waste stream, field pH, container ID #, name and initials of the field team member or waste handler.

The disposal path or land application determination of a purge water will be based on the NOI Decision Tree. Once a disposal path determination is made (when a purge water fails to meet Decision Point: D3), the waste will be managed in an appropriate storage area and disposed of at an authorized on-site or off-site facility, based on the purge water meeting the facility's WAC.

**Waste # 2: Surface Water** will constitute a waste stream when excess surface water samples are retained or surface water samples are returned from an analysis. The volume of this wastewater stream is anticipated to be small in that there is rarely excess sample retained by the sampler and return samples are also rare.

**Anticipated Regulatory Status:** The possible classifications of this waste stream and their anticipated regulatory status are similar to the purge water (waste #1).

**Characterization Approach:**

This waste stream has previous analytical data from which approved and active waste profiles exist. Analytical data from these sampling events will be compared with the active waste profiles and existing analytical to ensure appropriate characterization. Waste Profiles and data are reviewed at least annually.

Analytical data associated with each surface water sample will be reviewed and documented prior to sample disposal to confirm compliance with the waste profile form and the WAC.

**Storage and Disposal Method:**

Surface water, historically, has been approved for disposal via the industrial waste line at TA-59 basement to the Radioactive Liquid Waste Collection System (RLWCS) that leads to TA-50-1. Therefore it is not anticipated that any accumulation areas will be required, however, if there is a change in characterization, the wastes will be labeled and managed conservatively in an appropriate accumulation area prior to disposal at an authorized facility.

**Waste # 3: Contact Waste** includes personal protective equipment (PPE) (nitrile gloves), dry decontamination towels (paper towels), bailers, plastic or glass bottles, tygon tubing, discharge hoses, and other solid waste that comes into contact with potentially contaminated environmental media.

**Anticipated Regulatory Status:**

Solid, non-hazardous, non-radioactive waste; low-level radioactive waste; hazardous waste; mixed low-level waste, or Green is Clean (GIC).

**Characterization Approach:**

All contact waste will be characterized based on review of analytical data from associated purge/sample waters identified in Waste #1 and #2.

**Storage and Disposal Method:**

“Contact waste” from waters that are NOI approved to land apply, or are non-hazardous/non-radioactive, will be disposed of via an approved Waste Profile Form, as municipal solid waste.

Contact waste will be containerized at wells that lack existing groundwater data and where the purge water is therefore containerized pending characterization. If the NOI Decision Tree process results in a land application of purge water on-site, the contact waste would be disposed of as municipal solid waste via an approved Waste Profile Form.

Contact waste from wells pending characterization will be containerized at the well site or consolidated at a centralized location and segregated by suspected waste type. Contact waste will be bagged (ziplock) and labeled with the well or site identification, date, and field team leader name or contact. Storage and disposal method will be contingent on associated water data results.

At wells with a suspected radioactive waste determination compactable (e.g., gloves, paper towels, plastic and glass bottles, etc.) and non-compactable (e.g., stainless steel bailers) contact waste will be segregated from each other.

At the time of containerization an accumulation log entry will be completed by a field team member or an on-site waste handler, who has completed the appropriate training. The accumulation log will include, at a minimum: sample site (well or surface water), date, volume of waste stream, container ID #, name and initials of the field team member or waste handler.

Note: The GIC program will be used as appropriate for contact waste generated in radiological control areas (RCAs) and that have not been radiologically contaminated. GIC waste will be actively segregated as “clean” (non-radioactive) and documented through the use of waste generator acceptable knowledge (AK). The GIC program can only be used in areas where tritium is not a COPC. Groundwater and surface water monitoring in RCAs is rarely, if ever anticipated for this watershed.

At sites where tritium is not a COPC and GIC program applies, excessively muddy or dirty contact waste along with glass containers would be segregated from the cleaner contact waste. The later would be a candidate for the GIC program. Once a non-hazardous, non-radioactive characterization determination is made for Waste Stream #1 and #2 generated in an RCA, the associated contact waste would be acceptable for the GIC program. Any waste that fails the GIC screening process would be disposed of at TA-54 Area G, if it is low-level radioactive only.

**Waste # 4: Decontamination Fluids** will consist of de-ionized water from decontamination activities including rinse waters. All efforts will be made to minimize this waste stream. Consistent with waste minimization practices, the Laboratory employs dry decontamination methods to the extent possible. If dry decontamination cannot be performed, liquid decontamination wastes will be collected in containers at the point of generation.

**Anticipated Regulatory Status:**

Non-hazardous, non-radioactive; low-level radioactive; hazardous; or mixed low-level waste.

**Characterization Approach:**

All decontamination fluids will be characterized based on review of analytical data from associated purge/sample waters identified in Waste #1 and #2.

**Storage and Disposal Method:**

At all sites where decontamination fluids are used, the decontamination fluids will be containerized separately from the purge water.

At the time of containerization an accumulation log entry will be completed by a field team member or an on-site waste handler who has completed the appropriate training. The accumulation log will include, at a minimum: sample site (well or surface water), date, volume of waste stream, container ID #, name and initials of the field team member or waste handler.

Decontamination fluids from wells pending characterization will be containerized at the well site or consolidated at a centralized location and segregated by suspected waste type. Decontamination fluids will be contained and labeled with the well or site identification, date, and field team leader name or contact. Storage and disposal method will be contingent on associated water data results.

**Waste # 5: Returned Samples** will constitute a waste stream when groundwater samples are returned from an analysis. The volume of this wastewater stream is anticipated to be small in that there is rarely returned samples.

**Anticipated Regulatory Status:** The possible classifications of this waste stream and their anticipated regulatory status will be based on the levels of contamination observed in the purge water (waste #1).

**Characterization Approach:**

All returned samples will be characterized based on review of analytical data from associated purge waters identified in Waste #1.

**Storage and Disposal Method:**

Returned samples from wells pending characterization will be containerized at the well site or consolidated at a centralized location and segregated by suspected waste type. Returned samples will be contained and labeled with the sample ID#, well, or site identification, date, and field team leader name or contact on the container. Storage and disposal method will be contingent on associated water data results.

Returned samples will be identified and segregated. If the sample has been altered (e.g., via preservatives, additives, etc.), this change is to be noted on the sample container. If a sample has not been altered, it may be consolidated with the associated purge water.

At the time of containerization an accumulation log entry will be completed by a field team member or an on-site waste handler, who has completed the appropriate training. The accumulation log will include, at a minimum: well site, date, volume of waste stream, sample pH, container ID #, name and initials of the field team member or waste handler.

**Table 1  
Waste Characterization Table**

Waste Description	Waste # 1 Purge Water	Waste # 2 Surface Water	Waste # 3 Contact IDW	Waste # 4 Decon Water	Waste # 5 Return Samples
Volume	36,000 gallons	<55-gallons	110 gallons	55 gallons	55 gallons
Packaging	Container or tank	55-gal. container	55-gal. container	55-gal. container	55-gal. container
<b>Regulatory classification:</b>					
Radioactive	X	X	X	X	X
Solid	X	X	X	X	X
Hazardous	X	X	X	X	X
Mixed (hazardous and radioactive)	X	X	X	X	X
Toxic Substances Control Act (TSCA)					
New Mexico Special Waste					
Industrial					
<b>Characterization Method</b>					
Acceptable knowledge (AK): Existing Data/Documentation	X	X	X <sup>10</sup>	X <sup>10</sup>	X <sup>10</sup>
AK: Site Characterization (associated water monitoring sample)	X	X	X <sup>10</sup>	X <sup>10</sup>	X <sup>10</sup>
Direct Sampling of Containerized Waste	As Needed	As Needed		As Needed	As Needed
<b>Analytical Testing</b>					
Volatile Organic Compounds (EPA 8260-B)	X <sup>1,2,3</sup>	X <sup>1</sup>			
Semivolatile Organic Compounds (EPA 8270-C)	X <sup>1,2,3</sup>	X <sup>1</sup>			
Organic Pesticides (EPA 8081-A)	X <sup>1</sup>	X <sup>1</sup>			
Organic Herbicides (EPA 8151-A)	X <sup>4</sup> or AK	X <sup>4</sup>			
PCBs (EPA 8082)	X <sup>1,3</sup>	X <sup>1</sup>			
Total Metals (EPA 6010-B/7471-A) <sup>5</sup>	X <sup>1,2,3</sup>	X <sup>1</sup>			
Total Cyanide (EPA 9012-A) <sup>6</sup>	See total metals	See total metals			
High Explosives Constituents (EPA 8330/8321-A)	X <sup>1,2,3</sup>	X <sup>1</sup>			
Asbestos					
Total petroleum hydrocarbon (TPH)-GRO (EPA 8015-M)					
TPH-DRO (EPA 8015-M)					
Toxicity characteristic leaching procedure (TCLP) Metals (EPA 1311/6010-B)					
TCLP Organics (EPA 1311/8260-B & 1311/8270-C)					
TCLP Pest. & Herb. (EPA 1311/8081-					

Waste Description	Waste # 1 Purge Water	Waste # 2 Surface Water	Waste # 3 Contact IDW	Waste # 4 Decon Water	Waste # 5 Return Samples
A/1311/8151-A)					
Gross Alpha (alpha counting) (EPA 900)	X <sup>1,2,3,7</sup>	X <sup>1</sup>			
Gross Beta (beta counting) (EPA 900)	X <sup>1,2,3,7</sup>	X <sup>1</sup>			
Tritium (liquid scintillation) (EPA 906.0) <sup>8</sup>	X <sup>1,2,3,7</sup>	X <sup>1</sup>			
Gamma spectroscopy (EPA 901.1) <sup>9</sup>	X <sup>1, 2,3,7</sup>				
Isotopic plutonium (Chem. Separation/alpha spec.) (HASL-300)	X <sup>1, 2,3,7</sup>				
Isotopic uranium (Chem. Separation/alpha spec.) (HASL-300)	X <sup>1, 2,3,7</sup>	X <sup>1</sup>			
Total uranium (6020 inductively coupled plasma mass spectroscopy [ICPMS])					
Strontium-90 (EPA 905)	X <sup>1,2,3,7</sup>	X <sup>1</sup>			
Americium-241 (Chem. Separation/alpha spec.) (HASL-300)	X <sup>1, 2,3,7</sup>				
Waste Profile Form #	TBD	TBD	TBD	TBD	TBD

<sup>1</sup> Analyses specified for Ancho/Frijoles/Chaquehui Canyons wells in Table 7.3-1 of the IFWGMP.

<sup>2</sup> IFWGMP Appendix C Investigation Derived Waste Management analyses.

<sup>3</sup> MLLW WAC analyses from Table 3.

<sup>4</sup> Herbicide analysis for 2,4-D and 2,4,5-TP (Silvex) will be analyzed to complete section 4 of the LANL WPF.

<sup>5</sup> Cyanide and Molybdenum are additional target analytes for the Ancho/Frijoles/Chaquehui watersheds.

<sup>6</sup> IFWGMP Appendix C specified EPA analytical method 335.3, which is analogous to EPA 9012-A.

<sup>7</sup> Gross radionuclide and AK (such as existing data) or isotopic analyses can be used to determine waste characterization. In lieu of AK, isotopic analyses are recommended to verify detected gross radioactivity, and to identify and quantify radionuclides present in a waste stream.

<sup>8</sup> Low-level tritium method will be performed to characterize the tritium concentration.

<sup>9</sup> Activity concentration for Cesium-137 will be determined by gamma spectroscopy.

<sup>10</sup> Based on existing data from Wastes #1 and/or #2.



Supplemental Table To Table 1: Additional Analyses:					
Waste Description	Waste # 1 Purge Water	Waste # 2 Surface Water	Waste # 3 Contact IDW	Waste # 4 Decon Water	Waste # 5 Return Samples
Perchlorate (EPA 314.1)	X <sup>11,12,13</sup>	X <sup>11</sup>			
General Inorganics (Br, Cl, Nitrate, TSS, etc.) (EPA 150.1, 160.1, 300, etc.)	X <sup>11,12,13</sup>	X <sup>11</sup>			
Dioxins/Furans (EPA 8290 or 1613B)					
pH (EPA 150.1)	X <sup>11,13</sup>	X <sup>11</sup>			
Nitrate (EPA 353.1)	X <sup>11,12,13</sup>				
Total Sulfur	AK <sup>13</sup>				
Ignitability	AK <sup>13</sup>				
BTU value	AK <sup>13</sup>				
Water content	AK <sup>13</sup>				
Ash content	AK <sup>13</sup>				

<sup>11</sup> Analyses specified for Ancho/Frijoles/Chaquehui Canyons wells in Table 7.3-1 of the IFWGMP.

<sup>12</sup> IFWGMP Appendix C Investigation Derived Waste Management analyses.

<sup>13</sup> MLLW WAC analyses from Table 3.

**Additional Analytical Information:**

Standard analytical turn around time is anticipated to be 30 calendar days. In the event a waste is suspected to be hazardous, the total waste volume exceeds 55 gallons (e.g., purge water, decontamination fluids and contact waste), and a <90-day Accumulation Area is required, then an expedited analytical turn around time will be needed to meet the 90-day time limit. Water Stewardship sample support will be notified, if an expedited analysis is necessary. Utah-certified analytical laboratory data is recommended to meet the MLLW WAC for waste streams that are suspected to be hazardous and low-level radioactive.

**Table 2**  
**Ancho/Frijoles/Chaquehui Canyons watersheds IFWGMP Wells to be Sampled/Measured**

Well Name	General Location or Canyon	Water Body	To Be Sampled	To Be Measured Only	Purge Water Volume to Contain (gal.)	Containerize <sup>1</sup>
39-1120 / 39-UM-3	TA-39/Ancho	Alluvial	Yes		dry	Yes
39-1135 / 39-DM-6	TA-39/Ancho	Alluvial	Yes		dry	Yes
R-31	TA-39/N. Fork Ancho	Inter. / Reg.	Yes		WB 25e	Yes
DT-5A	TA-49/Ancho	Regional	Yes		2130-6000e	Yes
DT-9	TA-50/Ancho	Regional	Yes		2000-5600e	Yes
DT-10	TA-51/Ancho	Regional	Yes		1200-3200e	Yes
Ancho at Rio Grande	Ancho at Rio Grande	Base Flow	Yes			Yes
Ancho Spring	Ancho Spring	Spring	Yes			Yes
E350	Rio de los Frijoles at Bandelier	Base Flow	Yes			Yes
Frijoles at Rio	Frijoles at Rio Grande	Base Flow	Yes			Yes

<sup>1</sup> Containerize purge water and associated wastes.

e = Estimated

WB = Westbay

**Table 3  
Liquid Waste WAC Tests**

Analytical Tests	TA-16 HEWTF	TA-46 SWWS	TA-50 RLWTF	TA-53 RLWTF	TA-54 SERF	DSSI MLLW
Total Metals	X	X	X	X		X
Boron	X	X	X			
Chloride	X					X
Cyanide		X	X			
Fluoride		X	X			X
Molybdenum		X				
Perchlorate	X		X			
Phosphorus		X				
PCB		X	X	X		X
Ammonia-Nitrogen		X	X			
Nitrate-Nitrogen		X	X			
VOCs	X <sup>1</sup>	X	X	X		X
Semi-VOCs	X	X	X	X		X
Total Toxic Organics (Methods 624, 625A, 625B)		X	X			
pH	X	X	X			X
COD	X	X	X			
TDS		X	X	X		
TSS		X	X	X		X
Microtox (KSL must perform)		X				
HE	X					
<b>Radioassay</b>						
Gross Alpha	X	X	X	X		X <sup>2</sup>
Gross Beta	X	X	X	X		X <sup>2</sup>
Gamma Spec	X	X	X	X		X <sup>2</sup>
Isotopic as determined by Gamma Spec			X	X		X <sup>2</sup>
Isotopic Pu (α spec)						X <sup>2</sup>
Isotopic U (α spec)						X <sup>2</sup>
American-241 (α spec)						X <sup>2</sup>
H-3 (liquid scintillation)				X		X <sup>2</sup>
Strontium-90						X <sup>2</sup>
Total Sulfur						X
Ignitability						X
BTU value						X
Water content						X
Ash content						X

<sup>1</sup> Must ask for n-butanol and diethyl ether

<sup>2</sup> Radionuclides are to be identified and quantified

The following is a brief summary of waste acceptance criteria. Refer to the appropriate LANL WAC chapter for complete disclosure of WAC limitations (with the exception of HEWTF).

HEWTF – TA-16 High Explosives Wastewater Treatment Facility. Only naturally occurring radionuclides are acceptable – No added radioactivity. No hazardous waste.

SWWS – TA-46 Sanitary Waste Water System. Radionuclides must not exceed drinking water limits or background concentrations. No PCBs, DDT, dioxins, pesticides, radioactive or hazardous waste.

RLWTF – TA-50 Radioactive Liquid Waste Treatment Facility. No PCBs, DDT, dioxins, or pesticides. Need WAC Exception Form (WEF) for non-radioactive waste. Must identify and quantify three most predominant alpha, beta, & gamma emitting radionuclides. All radionuclides known must be listed on WPF.

SERF – TA-3 Sanitary Effluent Reclamation Facility WAC is pending. In the interim the SWWS WAC applies.

MLLW - Utah-certified analytical laboratory data is recommended for non-radioactive analyses to meet the MLLW WAC for Permafix (DSSI). No explosives, oxidizers, flammable liquids or TSCA waste. Radionuclides must be identified and quantified. Consult LANL WAC the MLLW Chapter and contact Environmental Programs Waste Services (ENV-WS) to ensure waste meets requirements of the off-site facility.

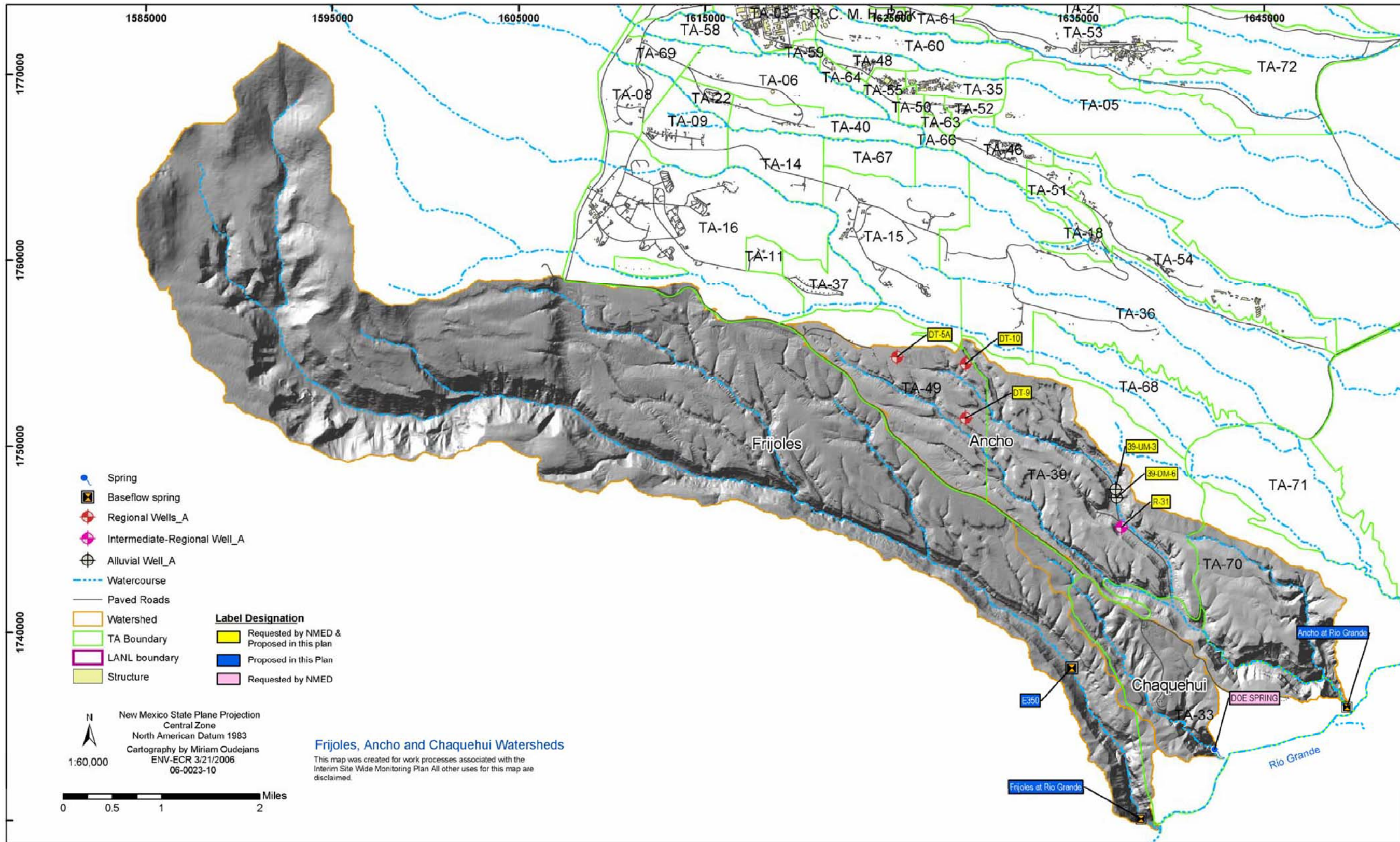


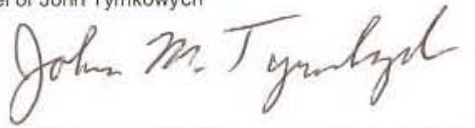
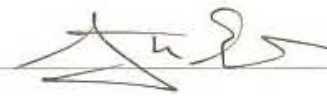


Figure 1. Ancho/Frijoles/Chaquehui watersheds



**Waste Characterization Strategy Form (Review and Approvals)**

SIGNATURES	DATE
<p><b>Project Leader</b> (Print name and then sign below.)</p> <p>Mike Alexander </p>	<p>11/29/06</p>
<p><b>ERS-ECR Waste Management Coordinator</b> (Print name and then sign below.)</p> <p>Karen Styers </p>	<p>11/27/06</p>
<p><b>SWRC Representative</b> (Print name and then sign below.)</p> <p>Kelly VanDerpoel or John Tymkowych </p>	<p>11/27/06</p>
<p><b>NWIS-SWO Representative</b> (Print name and then sign below.)</p> <p>Andy U. Elicio or Michelle Coriz </p>	<p>11/27/06</p>
<p>SOP-01.10, R2</p>	<p><b>Los Alamos National Laboratory ENV-ECR</b></p>

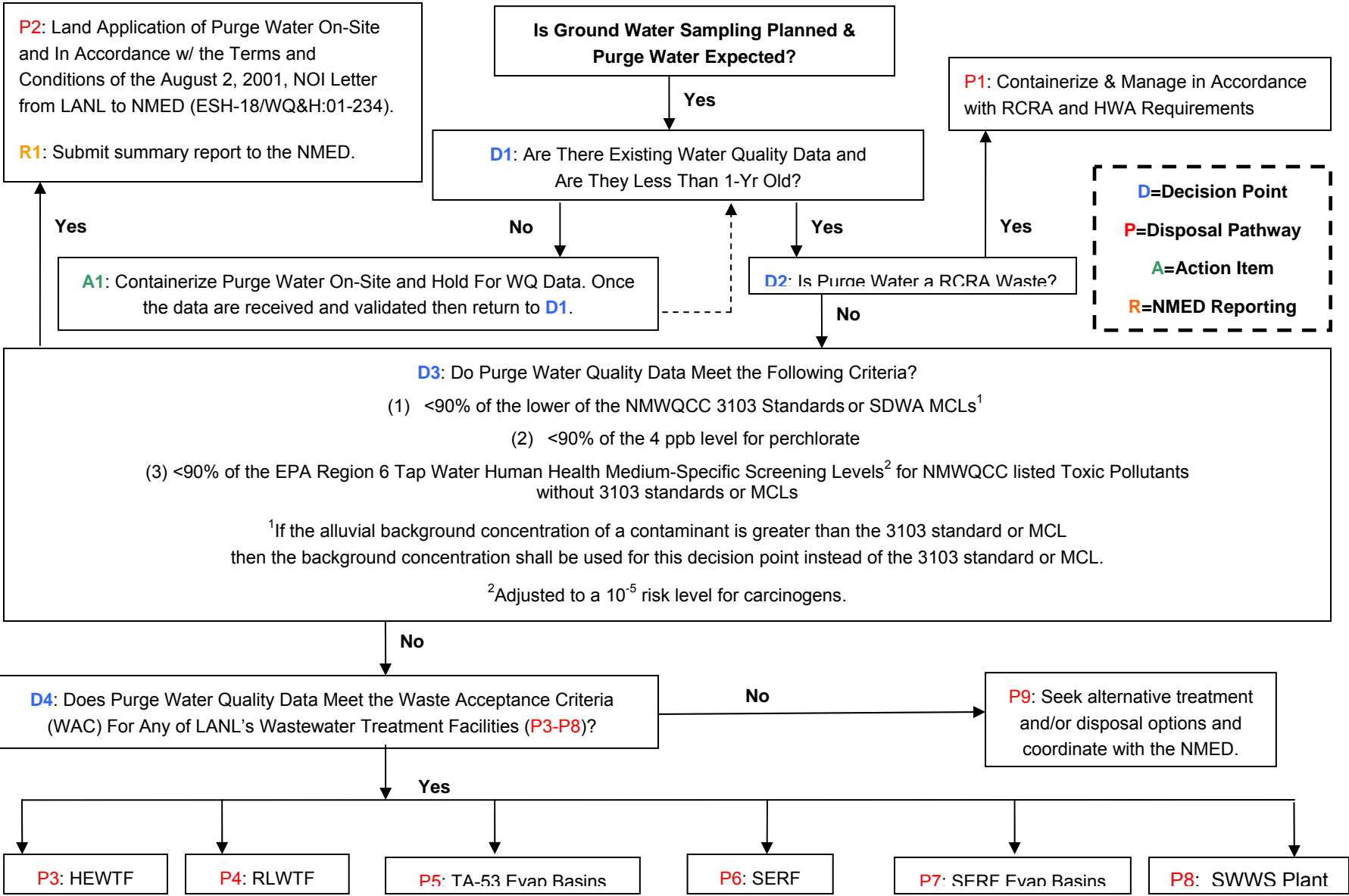
**ATTACHMENT A**

**Notice of Intent to Discharge  
Purge Water Decision Tree**

**(Revised June 12, 2006 - DRAFT)**









**ATTACHMENT B**

**Notices of Intent to Discharge  
Hydrogeologic Workplan Wells**

**(June 16, 2002  
and August 2, 2001)**





Risk Reduction & Environmental Stewardship Division  
Water Quality & Hydrology Group (RRES-WQH)  
PO Box 1663, MS K497  
Los Alamos, New Mexico 87545  
(505) 667-7969/Fax: (505) 665-9344

Date: July 16, 2002  
Refer to: RRES-WQH: 02-273

Mr. Curt Frischkorn  
Pollution Prevention Section  
Ground Water Quality Bureau  
New Mexico Environment Department  
P.O. Box 26110  
Santa Fe, New Mexico 87502

**SUBJECT: NOTICE OF INTENT TO DISCHARGE, HYDROGEOLOGIC WORKPLAN WELLS**

Dear Mr. Frischkorn:

At our July 11, 2002, meeting at your Santa Fe office (Attendees: Mike Saladen (RRES-WQH), Roy Bohn (RRES-R), Bob Beers (RRES-WQH), John Young (NMED-HWB), and Curt Frischkorn (NMED-GWQB)), we reviewed the Notice of Intent to Discharge (NOI) submitted by Los Alamos National Laboratory to your agency on August 2, 2001, for the Hydrogeologic Workplan Wells. In addition to our general review of the NOI, we discussed the Laboratory's immediate need to discharge approximately 50,000 gallons of containerized drilling fluid from Hydrogeologic Workplan Well R-14. I have addressed both of these topics below.

It was my understanding from our July 11<sup>th</sup> meeting that both you and Mr. Young were satisfied with the Laboratory's NOI for the Hydrogeologic Workplan Wells with the exception of the NOI Decision Tree (Figure 1.0). Per your request, attached is a revised NOI Decision Tree that incorporates a reference to applicable RCRA regulatory limits into the decision process. In addition, it was also my understanding that your agency would not require a ground water discharge plan for the discharge of drilling fluid, development water, and purge water from Hydrogeologic Workplan Wells as long as all discharges were compliant with the terms and conditions of the NOI.

In addition to our general discussions about the Hydrogeologic Workplan NOI, we discussed the discharge of approximately 50,000 gallons of containerized drilling fluid produced during the drilling of Hydrogeologic Workplan Well R-14. Per your request, please find the following enclosed water quality data and Material Safety Data Sheets (MSDSs) for the drilling fluid produced from R-14.

An Equal Opportunity Employer / Operated by the University of California



Mr. Curt Frischkorn  
RRES-WQH:02-273

- 2 -

July 16, 2002

**Water Quality Data.** Attachment 1.0 contains water quality data (metals, general chemistry, SVOA, VOA, perchlorate, nitrate, and tritium) for the approximately 50,000 gallons of containerized drilling fluid produced during the drilling of R-14. It should be noted that the data table titled, "ER Water Samples" contains analytical results from two samples, GW14-02-46382 and GW14-02-46383, submitted for metals analysis. These samples were collected from the upper and lower portion of the storage tanks, respectively. Both samples were filtered prior to analysis.

The approximately 50,000 gallons of containerized drilling fluid from R-14 is compliant with New Mexico Water Quality Control Commission (NM WQCC) Regulation 3103 ground water standards with the exception of the following three contaminants:

Contaminant	Max. Result (mg/L)	Min. Result (mg/L)	WQCC ground water standard (mg/L)
Al	42.0	7.69	5.0
Fe	9.25	1.51	1.0
Mn	0.36	0.13	0.2

With the exception of acetone, no VOA or SVOA compounds were detected in R-14 drilling fluids. Acetone, detected at 1.6 mg/L, is present as a byproduct of the drilling additives. No perchlorate or tritium were detected in the R-14 drilling fluid at concentrations greater than analytical laboratory's Method Detection Limits (MDLs). Nitrate/nitrite (as N) was detected at 0.56 mg/L.

**MSDS Information.** Attachment 2.0 contains Material Safety Data Sheets (MSDSs) for the drilling fluid additives used in the top 1068 feet of the R-14 borehole including the formulation quantities for each product.

The Laboratory requests your agency's permission to discharge the approximately 50,000 gallons of drilling fluid from R-14 in accordance with the August 2, 2001, NOI. Please call me at (505) 667-6969 or Roy Bohn of the Laboratory's Environmental Restoration Project (RRES-R) at (505) 665-5138 if additional information is required.

Sincerely,



Bob Beers  
Water Quality & Hydrology Group

BB/am

Mr. Curt Frischkorn  
RRES-WQH:02-273

- 3 -

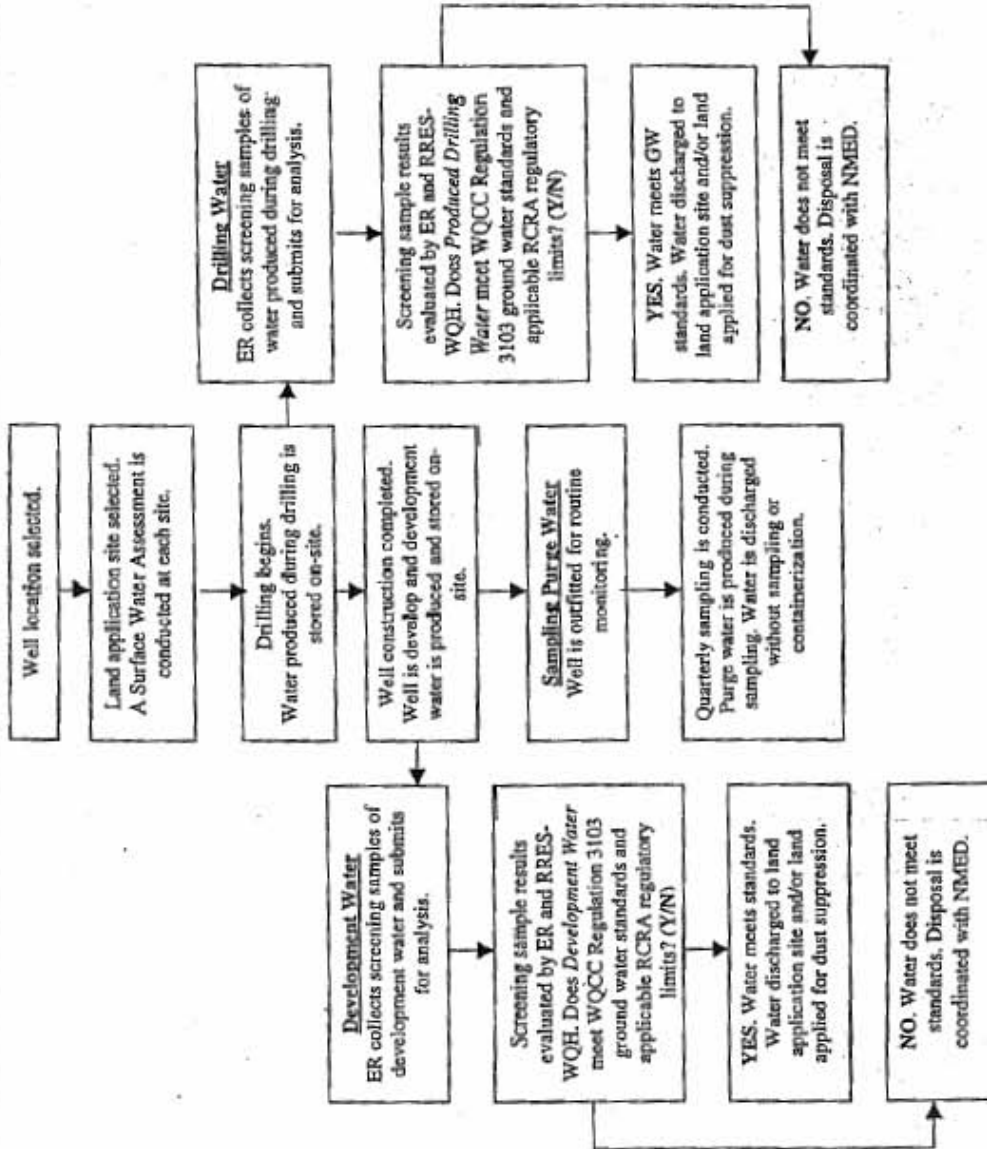
July 16, 2002

Attachments: a/s

Cy: M. Leavitt, NMED/GWQB, Santa Fe, New Mexico, w/att.  
J. Davis, NMED/SWQB, Santa Fe, New Mexico, w/att.  
J. Bearzi, NMED/HWB, Santa Fe, New Mexico, w/att.  
J. Young, NMED/HWB, Santa Fe, New Mexico, w/att.  
J. Vozella, DOE/OLASO, w/att., MS A316  
G. Turner, DOE/OLASO, w/att., MS A316  
B. Stine, ADO, w/att., MS A104  
B. Ramsey, RRES-DO, w/o att., MS J591  
K. Hargis, RRES-DO, w/o att., MS J591  
D. Stavert, RRES-EP, w/att., MS J978  
S. Rae, RRES-WQH, w/att., MS K497  
C. Nylander, RRES-DO, w/att., MS K497  
D. Rogers, RRES-WQH, w/o att., MS K497  
M. Saladen, RRES-WQH, w/att., MS K497  
R. Bohn, RRES-R, w/att., MS M992  
D. McInroy, RRES-R, w/o att., MS M992  
RRES-WQH File, w/att., MS K497  
IM-5, w/att., MS A150

8/01/01  
Revised-7/15/02

Notice of Intent to Discharge  
Los Alamos National Laboratory  
Hydrogeologic Workplan



1.0. Workplan NOI Decision Tree



# Los Alamos

NATIONAL LABORATORY

Los Alamos National Laboratory  
Los Alamos, New Mexico 87545

Date: August 2, 2001  
In Reply Refer To: ESH-18/WQ&H:01-234  
Mail Stop: K497  
Telephone: (505) 665-1859

Mr. John Young  
Hazardous Materials Bureau  
New Mexico Environment Department  
P.O. Box 26110  
Santa Fe, New Mexico 87502

Ms. Phyllis Bustamante  
Ground Water Quality Bureau  
New Mexico Environment Department  
P.O. Box 26110  
Santa Fe, New Mexico 87502

**SUBJECT: NOTICE OF INTENT TO DISCHARGE, HYDROGEOLOGIC WORKPLAN  
WELLS**

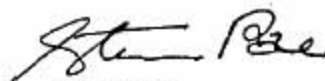
Dear Mr. Young and Ms. Bustamante:

Please find the enclosed Notice of Intent to Discharge (NOI) covering the discharge of drilling, development and sample purge water from the proposed regional aquifer wells described under Los Alamos National Laboratory's Hydrogeologic Workplan. This NOI is being submitted for your review and approval pursuant to Section 1201 of the New Mexico Water Quality Control Regulations. Since April, 1996, the Laboratory has submitted nine individual NOI's for each regional aquifer well constructed under the Workplan. As many as 23 additional regional aquifer wells have been proposed for construction over the next four years.

As an alternative to individual NOIs, the Laboratory is proposing that a single NOI be utilized for all discharges from regional aquifer wells constructed under the Workplan. It is the Laboratory's intent to improve coordination and administration of the NOI process for both the NMED and the Laboratory by eliminating the redundancy of individual NOIs for each well.

Thank you for your consideration of this request. Please call Bob Beers of the Laboratory's Water Quality and Hydrology Group at (505) 667-7969 if additional information would be helpful.

Sincerely,



Steven Rae,  
Group Leader  
Water Quality and Hydrology Group

SR:BB/tml

Mr. Young and Ms. Bustamante  
ESH-18/WQ&H:01-234

- 2 -

August 2, 2001

Enclosures: a/s

Cy: B. Lucas, NMED/SWQB, Santa Fe, New Mexico, w/enc.  
S. Yanicak, NMED/DOE/OB, w/enc., MS J993  
J. Vozella, DOE/LAAO, w/enc., MS A316  
M. Johansen, DOE/LAAO, w/enc., MS A316  
D. McInroy, E-ER, w/enc., MS M992  
R. Bohn, E-ER, w/enc., MS M992  
D. Erickson, ESH-DO, w/enc., MS K491  
L. McAtee, ESH-DO, w/enc., MK K491  
C. Nylander, ESH-18, w/enc., MS K 497  
M. Saladen, ESH-18, w/enc., MS K497  
B. Beers, ESH-18, w/enc., MS K497  
H. Decker, ESH-18, w/enc., MS K497  
WQ&H File, w/enc., MS K497  
IM-5, w/enc., MS A150

*Notice of Intent to Discharge  
Los Alamos National Laboratory  
Hydrogeologic Workplan*

**NOTICE OF INTENT TO DISCHARGE  
WATER PRODUCED DURING THE INSTALLATION AND MONITORING OF  
HYDROGEOLOGIC WORKPLAN WELLS**

**Introduction**

In March 1998, NMED approved a comprehensive hydrogeologic characterization work plan for Los Alamos National Laboratory (Laboratory). The Hydrogeologic Workplan (LANL 1998) proposes a multiyear drilling and hydrogeologic analysis program to characterize the Pajarito Plateau and to assess the potential for groundwater contamination from waste disposal operations. The goal of the project is to develop greater understanding of the geology, groundwater flow, and geochemistry beneath the 43-square-mile Laboratory area and to assess any impacts that Laboratory activities may have had on groundwater quality. The Hydrogeologic Workplan (Workplan) will result in an enhanced understanding of the Laboratory's groundwater setting and an improved ability to ensure adequate groundwater monitoring. The centerpiece of the Workplan is the proposed installation of as many as 32 regional aquifer wells.

Beginning with well R-9 in April 1996, the Laboratory has submitted a Notice of Intent to Discharge (NOI) for each Workplan well prior to installation. Table 1.0 below presents a summary of the wells completed to date, the date that the NOI was submitted for each well, and the ESH-18 file number for each respective NOI.

**Table 1.0. Completed Hydrogeologic Workplan Wells.**

Well Name	Completion Date	Watershed	Type of Well	Date of NOI	NOI File No.
R-25	Feb-99	Water/Valle	regional	7/7/98	98-0227
R-9	Sept-99	LA/Pueblo	regional	4/3/96	96-0189
R-15	Sept-99	Mortandad	regional	6/25/99	99-0245
R-12	Jan-00	Sandia	regional	3/27/98	98-0106
R-31	Feb-00	Ancho	regional	5/18/99	99-0165
R-19	Mar-00	Pajarito	regional	1/25/00	00-0019
R-22	Dec-00	Pajarito	regional	12/12/00	00-0412
R-7	Mar-01	LA/Pueblo	regional	2/29/00	00-0063
R-5	June-01	Pueblo	regional	4/10/01	01-0112

For the remaining Workplan wells, the Laboratory proposes to utilize a single, Generic NOI. That is, in lieu of submitting individuals NOIs for each well, as was previously conducted, this NOI is being submitted to comprehensively cover all discharges from regional aquifer wells constructed under the Workplan. It is currently estimated that R-well construction will be completed by 2005.

*Notice of Intent to Discharge  
Los Alamos National Laboratory  
Hydrogeologic Workplan*

---

1. **Name and address of facility making the discharge.**  
Los Alamos National Laboratory  
P.O. Box 1663  
Los Alamos, New Mexico 87545
  
2. **Location of the discharge.**  
See attached Map 1.0 for the location of all completed and proposed Hydrogeologic Workplan (Workplan) wells. As prescribed in Standard Operating Procedure (SOP) 2.01, *Surface Water Assessment/Erosion Matrix*, the land application area will be located on the generally flat canyon bottom outside of the active channel. An assessment will be conducted at each proposed land application site prior to discharge.
  
3. **The means of discharge. (to Lagoon, Flowing stream, Water course, Arroyo, Septic tank, other).**  
All water produced during the drilling and development of Workplan wells will be containerized, sampled, and evaluated for compliance with NM WQCC Regulation 3103 ground water standards before any discharge occurs. See attached Figure 1.0, *Workplan NOI Decision Tree*, for further information on the sequence of activities conducted prior to a discharge of water to the environment.  
  
Once it has been confirmed by the ER Project and ESH-18 that the containerized water is compliant with NM WQCC Regulation 3103 ground water standards then the water will be either (1) applied to the surface of the land in the vicinity of the well, or (2) applied to the well site or access roads for dust suppression. Land application will be conducted using the following means:
  1. Aluminum piping with sprinkler heads will serve as the conduit for the discharge. A typical installation will consist of two separate piping runs, each approximately 250 feet long with 5 sprinkler heads on each run. Piping runs will be situated to prevent any overlap of spray. Sprinkler heads will be adjusted to maximize evaporation.
  2. Each sprinkler head has a discharge rate of approximately 16 gallons per minute; ten sprinkler heads will discharge approximately 160 gallons per minute. Therefore, a typical system would have a design capacity of approximately 9,600 gallons per hour, weather and soil conditions permitting.
  3. Land application will be conducted for 8 to 10 hours a day. The discharge will be monitored routinely during the hours of operation to (1) ensure that no ponding or run-off is occurring, (2) to inspect any BMP's installed on the application site, and (3) to inspect for leaks in the system or malfunctioning sprinkler heads.
  4. If at any time the land application site shows signs of ponding or run-off, all discharge operations will be immediately halted. The site will be evaluated for the need of any additional BMP's and the discharge will not start again until the site has returned to an appropriate condition (i.e., no standing water or visible run-off).

**Notice of Intent to Discharge  
Los Alamos National Laboratory  
Hydrogeologic Workplan**

The alternative method of land application is for dust suppression at the drilling site and on access roads serving the drilling site. A water truck will apply water used for dust suppression. A second alternate means of disposal would be discharge to one of the Laboratory's three wastewater treatment facilities (High Explosive Wastewater Treatment Facility, Sanitary Wastewater Systems Facility, Radioactive Liquid Wastewater Treatment Facility) if the quality of the water meets the treatment facility's Waste Acceptance Criteria (WAC) and the treatment facility has adequate capacity available.

4. **The estimated concentration of contaminants (if any) in the discharge.**  
The concentrations of contaminants in the discharge are expected to be equivalent to the concentrations of contaminants in the aquifer(s) penetrated during installation of the borehole. The quality of groundwater beneath the Laboratory is characterized and documented annually in the Laboratory's *Environmental Surveillance Report*. The *Environmental Surveillance Report* for 1999 is available on the World Wide Web at the following address: <http://lib-www.lanl.gov/pubs/la-13775.htm>. The *Environmental Surveillance Report* for 2000 is scheduled for release in October 2001.

In addition to the extensive characterization data available from the annual *Environmental Surveillance Reports*, each new Workplan well will also be sampled for specific contaminants of concern. Analyte lists will be prepared on a well-by-well basis. As identified in Figure 1.0, these results will be used to determine compliance with NM WQCC Regulation 3103 ground water standards prior to the commencement of land application. Analytical results will be submitted to the NMED as soon as they are available for release.

5. **The type of operation from which the discharge is derived**  
All of the wells referenced in this NOI are part of the Hydrogeologic Characterization Program undertaken by Los Alamos National Laboratory in order to better understand the geologic and hydrologic characteristics of the regional aquifer, intermediate perched zones, and intercalated unsaturated zones at the Laboratory. The discharges from each well are produced from the following three sources:

1. **Drilling Water.** During well drilling, water is produced from two sources:
- Small quantities of drilling additives (e.g., EZ Mud™, Quick Foam™) are mixed with potable water and used during the drilling process to improve efficiency. Material Safety Data Sheets (MSDS) are available for these products upon request.
  - Groundwater (alluvial, intermediate, and regional) encountered as the borehole penetrates water-bearing strata.

Between 20,000 and 125,000 gallons of drilling water will be produced during the drilling of each Workplan regional aquifer well.

**Notice of Intent to Discharge**  
**Los Alamos National Laboratory**  
**Hydrogeologic Workplan**

---

In addition to above drilling additives, there is the possibility that drilling mud may be used in the construction of certain Workplan wells. Drilling mud, such as Quick-Gel™, is commonly used during the drilling of wells to: (1) lift cuttings out of the hole, (2) cool the drill bit, and (3) support the walls of the borehole in unconsolidated formations. Drilling fluids containing drilling mud will be isolated in a designated holding tank where the solids will be settled and the water can be decanted. Settled solids will be disposed of at an approved disposal site. Decanted water will be sampled and land applied if compliant with NM WQCC Regulation 3103. Ground Water Standards.

2. **Development Water.** Following well construction, the well is developed to remove any fine material that may be blocking the wells screens or ports. This water is essentially ground water with the potential for small, de minimus, quantities of drilling additives. Between 20,000 and 125,000 gallons of well development water will be produced during the drilling of each Workplan regional aquifer well.
3. **Sampling Purge Water.** Once well construction is complete, each well will be routinely sampled. During sample collection it is necessary to purge the well prior to collecting a sample to ensure that the water sampled is representative of the ground water in the aquifer. Between 100 and 1,500 gallons of water will be produced during each sampling event. Since the volumes of sampling purge water are small and the source is exclusively ground water, it will be directly discharged to the land surface without sampling or containerization. In addition, no sprinkler system will be used during the discharge of sampling purge water. All discharges will be directed away from any surface water.
6. **The estimated flow to be discharged per day.**  
The daily discharge volumes from the land application of drilling and well development water are estimated to be as much as 96,000 gallons per day. Routine well sampling is expected to generate as much as 1,500 gallons of purge water per sampling event. Daily discharge volumes are dependent on the capacity of the soil, weather conditions, and equipment considerations.
7. **The estimated depth to Groundwater.** Depth to the regional aquifer varies from 700 to 1200 feet.

Signed: Steven Rae  
Steven Rae, Group Leader, ESH-18

Date: Aug 2, 2001

Signed: Julie Canepa  
Julie Canepa, Program Manager, ER Project

Date: 8/2/01

08/01/01

of Intent to Discharge  
 Leanos National Laboratory  
 Hydrogeologic Workplan

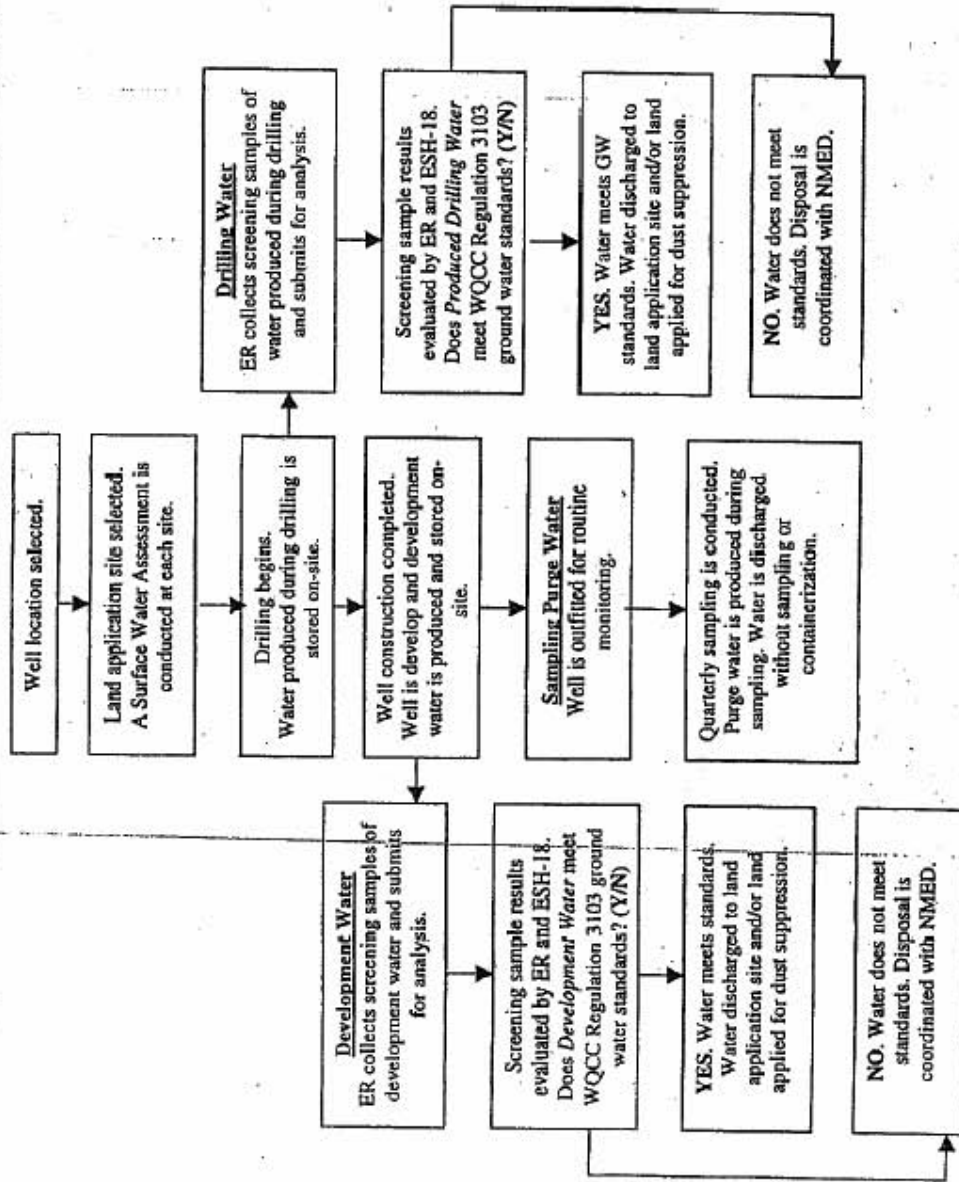


Figure 1.0. Workplan NOI Decision Tree



LOS ALAMOS NATIONAL LABORATORY WASTE PROFILE SYSTEM				
WPF #: 39268				
01-May-2007 01:03 PM	(Version: 1)			p.1
Generator :	ALEXANDER, MICHAEL R	MS :	K497	PH : 6654752 Z#: 102267
WMC :	VILLAREAL, CHARLES	MS :	J595	PH : 5056656148 Z#: 085623
Contact :				
RCRA Rev :	ELICIO ANDY U	MS :	J595	PH : 5056676956 Z#: 118692
Status :	ACTIVE	Activation Date :	05/11/2006	Expiration Date: 05/11/2008
Group :	ENV-WQH	TA :	59	Bldg : 000001 Room : B1E
<p><b>You are required to keep a copy of the WPF(s) in your files for at least three years. This WPF(s) is valid for one year or as long as the composition of the waste you have characterized remains the same. Should your waste change, please submit a new WPF to NWIS-SWO Customer Service.</b></p>				
Waste Accumu :	None of the Above Site ID#			
Method of Char :	Acceptable Knowledge Documentation Number: WATER QUALITY DATA BASE			
<b>Waste Prevention/Minimization</b>				
Can hazard segregation, elimination, or material substitution be used?				N
Can any of the materials in the waste stream be recycled or reused?				N
Has waste minimization been incorporated into procedures or other process controls?				Y
Can this waste be generated outside a RCA?				NA
Waste Type :	Process Waste/Spent Chemical/Other			
Waste Classes:	RCA Waste - Not RCA Waste RAD Waste - Non-rad			
Waste Category:	Inorganic Organic			
Waste Sources :	Sampling - Routine Monitoring			
Waste Matrix :	Solid			
Matrix Type :	Heterogeneous			
Process Desc :	WATER QUALITY OPERATIONS.			
Waste Desc :	DEBRIS INCLUDING PPE, SAMPLING SUPPLIES, EQUIPMENT, BAILERS, WIRE, PAPER TOWELS, GLASS AND PLASTIC BOTTLES, ETC.			
Ignitability :	Not ignitable			
Corrosivity :	Non-aqueous			
Reactivity :	Non-reactive			
Boiling Point :	Not applicable			
Toxicity Characteristic Metals:	N/A			
Toxicity Characteristic Organic Compounds:	N/A			
Additional Chemical Constituents and Contaminants:				



LOS ALAMOS NATIONAL LABORATORY WASTE PROFILE SYSTEM WPF #: 39268 (Version: 1)				
01-May-2007 01:03 PM		(Version: 1)		p.2
CAS NO	Constituent	MIN	MAX	UOM
	<b>PPE, SAMPLING SUPPLIES, EQUIPMENT, BAILERS,                      WIRE, PAPER TOWELS, GLASS AND PLASTIC                      BOTTLES, ETC.</b>	<b>90</b>	<b>100</b>	%
Additional Information: DEBRIS IS GENERATED DURING WATER QUALITY OPERATIONS INCLUDING FOR EXAMPLE, SAMPLING AND WATER LEVEL MEASUREMENT ACTIVITIES AT WELLS AND SITES THAT ARE NOI APPROVED FOR LAND APPLICATION OR WHERE PURGE WATERS MEET SWWS WAC. BASED ON THE REVIEW OF ASSOCIATED ANALYTICAL RESULTS FROM CONTACTED WATER, SEDIMENT, ETC. THE DEBRIS WILL BE MANAGED AS MUNICIPAL SOLID WASTE. *REQUEST MUNICIPAL REFUSE APPROVAL. * MAY REVIEW CURRENT WATER DATA AT TIME OF ANNUAL WPF RENEWAL.				
<b>Work Control Documentation:</b>				
Do the procedures for this process cover how to manage this waste?				Y
Do the procedures for this process cover controls to prevent changes to waste constituents and concentrations or addition or removal of waste?				Y
<b>Waste Certification Statements:</b>				
Waste appears to meet WAC chapter for: MUNICIPAL REFUSE.				
WASTE CHARACTERIZATION INFORMATION				
Radioactivity Category : <b>NON-RAD</b>				
RCRA Category : <b>NON HAZARDOUS</b>				
Secondary Info : <b>MUNICIPAL REFUSE</b>				
Waste Classification : <b>SOLID WASTE</b>				
Waste Acceptances : <b>Municipal Refuse Acceptance</b>				
EPA Hazardous Waste Code : N/A				



# **Appendix G**

---

*Analytical Reports*  
(see also enclosed DVD)



**DVD Table of Contents**  
**Ancho Watershed Sampling, November 27–December 8, 2006**

Request	Suite	Sample	Collection Date	Location	Laboratory
177029	GENINORG	GF06110G31R201	11/28/2006	R-31	GELC
177029	GENINORG	GU06110G31R201	11/28/2006	R-31	GELC
177029	HERB	GU06110G31R202	11/28/2006	R-31	GELC
177029	HEXP	GU06110G31R201	11/28/2006	R-31	GELC
177029	METALS	GF06110G31R201	11/28/2006	R-31	GELC
177029	METALS	GU06110G31R201	11/28/2006	R-31	GELC
177029	PEST/PCB	GU06110G31R201	11/28/2006	R-31	GELC
177029	RAD	GF06110G31R201	11/28/2006	R-31	GELC
177029	RAD	GU06110G31R201	11/28/2006	R-31	GELC
177029	SVOA	GU06110G31R201	11/28/2006	R-31	GELC
177029	VOA	GU06110G31R201	11/28/2006	R-31	GELC
177029	VOA	GU06110G31R201-FTB	11/28/2006	R-31	GELC
177228	GENINORG	GF061100G01T01	12/4/2006	Test Well DT-10	GELC
177228	GENINORG	GF061100G01T20	12/4/2006	Test Well DT-10	GELC
177228	GENINORG	GF06110G31R301	11/30/2006	R-31	GELC
177228	GENINORG	GU061100G01T01	12/4/2006	Test Well DT-10	GELC
177228	GENINORG	GU061100G01T20	12/4/2006	Test Well DT-10	GELC
177228	GENINORG	GU06110G31R301	11/30/2006	R-31	GELC
177228	HERB	GU061100G01T02	12/4/2006	Test Well DT-10	GELC
177228	HERB	GU061100G01T21	12/4/2006	Test Well DT-10	GELC
177228	HERB	GU06110G31R302	11/30/2006	R-31	GELC
177228	HEXP	GU061100G01T01	12/4/2006	Test Well DT-10	GELC
177228	HEXP	GU061100G01T20	12/4/2006	Test Well DT-10	GELC
177228	HEXP	GU06110G31R301	11/30/2006	R-31	GELC
177228	METALS	GF061100G01T01	12/4/2006	Test Well DT-10	GELC
177228	METALS	GF061100G01T20	12/4/2006	Test Well DT-10	GELC
177228	METALS	GF06110G31R301	11/30/2006	R-31	GELC
177228	METALS	GU061100G01T01	12/4/2006	Test Well DT-10	GELC
177228	METALS	GU061100G01T20	12/4/2006	Test Well DT-10	GELC
177228	METALS	GU06110G31R301	11/30/2006	R-31	GELC
177228	PEST/PCB	GU061100G01T01	12/4/2006	Test Well DT-10	GELC
177228	PEST/PCB	GU061100G01T20	12/4/2006	Test Well DT-10	GELC
177228	PEST/PCB	GU06110G31R301	11/30/2006	R-31	GELC
177228	RAD	GF061100G01T01	12/4/2006	Test Well DT-10	GELC
177228	RAD	GF061100G01T20	12/4/2006	Test Well DT-10	GELC
177228	RAD	GF06110G31R301	11/30/2006	R-31	GELC
177228	RAD	GU061100G01T01	12/4/2006	Test Well DT-10	GELC
177228	RAD	GU061100G01T20	12/4/2006	Test Well DT-10	GELC

Request	Suite	Sample	Collection Date	Location	Laboratory
177228	RAD	GU06110G31R301	11/30/2006	R-31	GELC
177228	SVOA	GU061100G01T01	12/4/2006	Test Well DT-10	GELC
177228	SVOA	GU061100G01T20	12/4/2006	Test Well DT-10	GELC
177228	SVOA	GU06110G31R301	11/30/2006	R-31	GELC
177228	VOA	GU061100G01T01	12/4/2006	Test Well DT-10	GELC
177228	VOA	GU061100G01T01-FTB	12/4/2006	Test Well DT-10	GELC
177228	VOA	GU061100G01T20	12/4/2006	Test Well DT-10	GELC
177228	VOA	GU06110G31R301	11/30/2006	R-31	GELC
177228	VOA	GU06110G31R301-FTB	11/30/2006	R-31	GELC
177266	GENINORG	GF061100G9WT01	12/5/2006	Test Well DT-9	GELC
177266	GENINORG	GU061100G9WT01	12/5/2006	Test Well DT-9	GELC
177266	HERB	GU061100G9WT02	12/5/2006	Test Well DT-9	GELC
177266	HERB	GU061100G9WT21	12/5/2006	Test Well DT-9	GELC
177266	HEXP	GU061100G9WT01	12/5/2006	Test Well DT-9	GELC
177266	METALS	GF061100G9WT01	12/5/2006	Test Well DT-9	GELC
177266	METALS	GU061100G9WT01	12/5/2006	Test Well DT-9	GELC
177266	PEST/PCB	GU061100G9WT01	12/5/2006	Test Well DT-9	GELC
177266	RAD	GF061100G9WT01	12/5/2006	Test Well DT-9	GELC
177266	RAD	GU061100G9WT01	12/5/2006	Test Well DT-9	GELC
177266	VOA	GU061100G9WT01	12/5/2006	Test Well DT-9	GELC
177266	VOA	GU061100G9WT01-FTB	12/5/2006	Test Well DT-9	GELC
177379	HERB	GU061100GA5T02	12/6/2006	Test Well DT-5A	GELC
177379	HERB	GU061100GA5T21	12/6/2006	Test Well DT-5A	GELC
177379	HERB	GU06110G31R402	12/6/2006	R-31	GELC
177379	HERB	GU06110G31R421	12/6/2006	R-31	GELC
177379	HERB	GU06110G31R502	12/6/2006	R-31	GELC
177384	GENINORG	GF061100GA5T01	12/6/2006	Test Well DT-5A	GELC
177384	GENINORG	GF06110G31R401	12/6/2006	R-31	GELC
177384	GENINORG	GF06110G31R420	12/6/2006	R-31	GELC
177384	GENINORG	GU061100GA5T01	12/6/2006	Test Well DT-5A	GELC
177384	GENINORG	GU06110G31R401	12/6/2006	R-31	GELC
177384	GENINORG	GU06110G31R420	12/6/2006	R-31	GELC
177384	HEXP	GU061100GA5T01	12/6/2006	Test Well DT-5A	GELC
177384	HEXP	GU06110G31R401	12/6/2006	R-31	GELC
177384	HEXP	GU06110G31R420	12/6/2006	R-31	GELC
177384	METALS	GF061100GA5T01	12/6/2006	Test Well DT-5A	GELC
177384	METALS	GF06110G31R401	12/6/2006	R-31	GELC
177384	METALS	GF06110G31R420	12/6/2006	R-31	GELC
177384	METALS	GU061100GA5T01	12/6/2006	Test Well DT-5A	GELC
177384	METALS	GU06110G31R401	12/6/2006	R-31	GELC

Request	Suite	Sample	Collection Date	Location	Laboratory
177384	METALS	GU06110G31R420	12/6/2006	R-31	GELC
177384	PEST/PCB	GU061100GA5T01	12/6/2006	Test Well DT-5A	GELC
177384	PEST/PCB	GU06110G31R401	12/6/2006	R-31	GELC
177384	PEST/PCB	GU06110G31R420	12/6/2006	R-31	GELC
177384	RAD	GF061100GA5T01	12/6/2006	Test Well DT-5A	GELC
177384	RAD	GF06110G31R401	12/6/2006	R-31	GELC
177384	RAD	GF06110G31R420	12/6/2006	R-31	GELC
177384	RAD	GU061100GA5T01	12/6/2006	Test Well DT-5A	GELC
177384	RAD	GU06110G31R401	12/6/2006	R-31	GELC
177384	RAD	GU06110G31R420	12/6/2006	R-31	GELC
177384	SVOA	GU061100GA5T01	12/6/2006	Test Well DT-5A	GELC
177384	SVOA	GU06110G31R401	12/6/2006	R-31	GELC
177384	SVOA	GU06110G31R420	12/6/2006	R-31	GELC
177384	VOA	GU061100GA5T01	12/6/2006	Test Well DT-5A	GELC
177384	VOA	GU061100GA5T01-FTB	12/6/2006	Test Well DT-5A	GELC
177384	VOA	GU06110G31R401	12/6/2006	R-31	GELC
177384	VOA	GU06110G31R401-FTB	12/6/2006	R-31	GELC
177384	VOA	GU06110G31R420	12/6/2006	R-31	GELC
177502	GENINORG	GF06110G31R501	12/6/2006	R-31	GELC
177502	GENINORG	GU06110G31R501	12/6/2006	R-31	GELC
177502	HEXP	GU06110G31R501	12/6/2006	R-31	GELC
177502	METALS	GF06110G31R501	12/6/2006	R-31	GELC
177502	METALS	GU06110G31R501	12/6/2006	R-31	GELC
177502	PEST/PCB	GU06110G31R501	12/6/2006	R-31	GELC
177502	RAD	GF06110G31R501	12/6/2006	R-31	GELC
177502	RAD	GU06110G31R501	12/6/2006	R-31	GELC
177502	SVOA	GU06110G31R501	12/6/2006	R-31	GELC
177502	VOA	GU06110G31R501	12/6/2006	R-31	GELC
177502	VOA	GU06110G31R501-FTB	12/6/2006	R-31	GELC
2293	RAD	UU061100G01T01	12/4/2006	Test Well DT-10	UMTL
2293	RAD	UU061100G01T20	12/4/2006	Test Well DT-10	UMTL
2293	RAD	UU061100G9WT01	12/5/2006	Test Well DT-9	UMTL
2293	RAD	UU06110G31R201	11/28/2006	R-31	UMTL
2293	RAD	UU06110G31R301	11/30/2006	R-31	UMTL
2298	RAD	UU061100GA5T01	12/6/2006	Test Well DT-5A	UMTL
2298	RAD	UU06110G31R401	12/6/2006	R-31	UMTL
2298	RAD	UU06110G31R420	12/6/2006	R-31	UMTL
2298	RAD	UU06110G31R501	12/6/2006	R-31	UMTL
F6L020117	HEXP	SU06110G31R201	11/28/2006	R-31	STSL
F6L060254	HEXP	SU061100G01T01	12/4/2006	Test Well DT-10	STSL

Request	Suite	Sample	Collection Date	Location	Laboratory
F6L060254	HEXP	SU061100G01T20	12/4/2006	Test Well DT-10	STSL
F6L060258	HEXP	SU06110G31R301	11/30/2006	R-31	STSL
F6L070361	HEXP	SU061100G9WT01	12/5/2006	Test Well DT-9	STSL
F6L110205	HEXP	SU06110G31R401	12/6/2006	R-31	STSL
F6L110205	HEXP	SU06110G31R420	12/6/2006	R-31	STSL
F6L110207	HEXP	SU06110G31R501	12/6/2006	R-31	STSL
F6L110208	HEXP	SU061100GA5T01	12/6/2006	Test Well DT-5A	STSL