

LA-UR-06-7708
November 2006
EP2006-0973

Periodic Monitoring Report for Mortandad Watershed Sampled June 26 through July 17, 2006



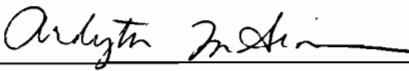
Prepared by Environmental Programs Directorate

Los Alamos National Laboratory, operated by Los Alamos National Security, LLC, for the U.S. Department of Energy under Contract No. DE-AC52-06NA25396, has prepared this document pursuant to the Compliance Order on Consent, signed March 1, 2005. The Compliance Order on Consent contains requirements for the investigation and cleanup, including corrective action, of contamination at Los Alamos National Laboratory. The U.S. government has rights to use, reproduce, and distribute this document. The public may copy and use this document without charge, provided that this notice and any statement of authorship are reproduced on all copies.


Periodic Monitoring Report for Mortandad Watershed Sampled June 26 through July 17, 2006

November 2006


Responsible project leader:

Ardyth Simmons		Program Manager	EP-LWSP	11/6/06
Printed Name	Signature	Title	Organization	Date

Responsible LANS representative:

Andrew Phelps		Associate Director	Environmental Programs	11/13/06
Printed Name	Signature	Title	Organization	Date

Responsible DOE representative:

David Gregory		Federal Project Director	DOE-LASO	11/22/06
Printed Name	Signature	Title	Organization	Date

EXECUTIVE SUMMARY

The purpose of this report is to provide the results of periodic monitoring conducted by the Los Alamos National Laboratory (the Laboratory) in Mortandad Watershed. This periodic monitoring event for Mortandad Watershed was conducted pursuant to the New Mexico Environment Department-approved "Interim Facility Wide Groundwater Monitoring Plan, Revision 1" prepared under the Compliance Order on Consent.

The periodic monitoring event documented in this report began on June 26, 2006, and ended on July 17, 2006. Thirty groundwater wells or well ports, one spring, and four baseflow stations were sampled as part of this periodic monitoring event. The 21-day window for sampling was exceeded by one day due to delays in gaining access to R-34 on San Ildefonso property.

Various water samples obtained during this periodic monitoring event were analyzed for target analyte list metals (including cyanide and molybdenum), hexavalent chromium, volatile organic compounds, semivolatile organic compounds, dioxin/furans, pesticides, polychlorinated biphenyls, high explosives, radionuclides, tritium, general inorganics, perchlorate, stable isotopes, and field parameters (alkalinity, dissolved oxygen, iron, oxidation reduction potential, pH, specific conductance, temperature, and turbidity).

Aluminum, copper and mercury are above applicable regulatory standards or screening levels in surface water within Mortandad Watershed. Aluminum, iron, manganese, chloride, total dissolved solids, perchlorate, tritium, strontium-90 and gross beta are above applicable regulatory standards or screening levels in alluvial groundwater within Mortandad Watershed. Iron, manganese, fluoride, nitrate as N, perchlorate, and bis(2-ethylhexyl)phthalate are above applicable regulatory standards or screening levels in intermediate-perched groundwater within Mortandad Watershed. In regional groundwater, chromium, and perchlorate are above applicable regulatory standards or screening levels within Mortandad Watershed.

The screening results support the Watershed's conceptual model with respect to surface water and groundwater quality and the types and concentrations of contaminants detected are consistent with data obtained prior to this periodic monitoring event, except for the discovery of fluoride above the New Mexico Groundwater Standard in intermediate-perched groundwater.

CONTENTS

1.0	INTRODUCTION	1
1.1	Background.....	1
1.2	Conceptual Model.....	2
2.0	SCOPE OF ACTIVITIES	5
3.0	MONITORING RESULTS	5
3.1	Methods and Procedures	5
3.2	Field Parameter Results	5
3.3	Water Level Observations	5
3.4	Deviations from Planned Scope	6
4.0	ANALYTICAL DATA RESULTS	6
4.1	Methods and Procedures	6
4.2	Analytical Data.....	6
4.2.1	Surface Water (Base Flow)	8
4.2.2	Groundwater.....	9
4.3	Sampling Program Modifications.....	10
5.0	INVESTIGATION-DERIVED WASTE	11
6.0	SUMMARY	11
6.1	Monitoring Results	11
6.2	Analytical Results	11
6.2.1	Surface Water (Base Flow)	11
6.2.2	Groundwater.....	11
6.3	Data Gaps.....	12
7.0	REFERENCES	12
7.1	Geospatial Data Sources.....	12

Appendixes

Appendix A	Mortandad Watershed Conceptual Model
Appendix B	Field Parameter Results (Including This Periodic Monitoring and Last Three Events)
Appendix C	Groundwater Level Measurements (Including This Periodic Monitoring and Last Three Events)
Appendix D	Analytical Results (Including This Periodic Monitoring and Last Three Events)
Appendix E	Screening Results
Appendix F	Investigation-Derived Waste Management
Appendix G	Analytical Reports

Figures

Example modified clock diagram. 8
Figure 2.0-1 Watershed map with monitored locations 15
Figure 3.3-1 Groundwater level measurements 17
Figure 4.2-1 Surface water analytical results 19
Figure 4.2-2 Groundwater analytical results..... 21

Tables

Table 2.0-1 Monitoring Locations and General Information..... 23
Table 3.4-1 Observations and Deviations 28
Table 4.2-1 Cleanup Standards, Risk-Based Screening Levels and Risk-based Cleanup
Levels for Groundwater and Surface Water at Los Alamos National Laboratory 30
Table 6.3-1 Data Gaps 30

1.0 INTRODUCTION

This report provides documentation of groundwater and surface water monitoring conducted by the Los Alamos National Laboratory (LANL or the Laboratory) in Mortandad Watershed pursuant to the Interim Facility-Wide Groundwater Monitoring Plan (IFGMP) (LANL 2006, 094043) prepared under the Compliance Order on Consent (Consent Order). This periodic monitoring event began on June 26, 2006, and ended on July 17, 2006. The 21-day window for sampling was exceeded by one day due to delays in obtaining access to R-34 which is on San Ildefonso property. This periodic monitoring event included sampling at 23 groundwater wells (or well ports), 1 spring, and 3 surface water or base flow stations. Sixteen groundwater wells (or well ports) and five baseflow stations were not sampled because of the lack of water. The data from two locations (R-34 and Pine Rock Spring) on San Ildefonso lands are not included in this report because they have not been reviewed and released by the Pueblo.

This report presents the following information:

- General background information on the watershed
- Watershed conceptual model
- Field measurement monitoring results
- Water-quality monitoring results of the screening analysis (comparing this periodic monitoring event's results with regulatory standards)
- Conclusions drawn based on the data and the screening analysis

Information on radioactive materials and radionuclides, including the results of sampling and analysis of radioactive constituents, is voluntarily provided to the New Mexico Environment Department (NMED) in accordance with U.S. Department of Energy (DOE) policy.

1.1 Background

Mortandad Watershed is an east-to-southeast trending drainage that heads on the Pajarito Plateau near the main Laboratory complex at Technical Area (TA) 03 at an elevation of 7380 ft. The drainage extends about 9.6 mi from its headwaters to its confluence with the Rio Grande at an elevation of 5440 ft. The Watershed crosses San Ildefonso Pueblo land for several miles before joining the Rio Grande (LANL 1997, 056835).

Mortandad Watershed is located in the central portion of the Laboratory and covers approximately 10 mi². San Ildefonso Pueblo is directly adjacent to a portion of the Laboratory's eastern boundary and includes the eastern end of Mortandad Watershed. Mortandad Watershed contains several tributary canyons that have received contaminants released during historic Laboratory operations. The most prominent tributary canyons include Ten Site Canyon, Pratt Canyon, Effluent Canyon, and Cañada del Buey. Current and former TAs located in Mortandad Watershed include TA-03, -04, -05, -18, -35, -42, -46, -48, -50, -51, -52, -54, -55, and -59. The primary sources of contamination in this Watershed are attributed to past releases of contaminants from outfalls and spills at TA-35 and TA-50, including the Radioactive Liquid Waste Treatment Facility (RLWTF) at TA-50. Metals and volatile organic compounds (VOCs) have historically been released into the canyon. Nitrate, perchlorate, fluoride, molybdenum, and radionuclides are some of the contaminants that have been detected in Mortandad alluvial groundwater. (Radionuclides are not addressed under the Consent Order.) Perchlorate and nitrate contamination is present in the vadose zone beneath the portion of Mortandad below the confluence of Tensite Canyon. Nitrate, perchlorate,

chromium, and tritium are detected in intermediate-perched groundwater. Chromium, nitrate, perchlorate, and tritium occur in the regional groundwater.

1.2 Conceptual Model

Table A-1 (Appendix A) contains the conceptual model for the Mortandad Watershed as provided in the IFGMP (LANL 2006, 094043). Since that time, the Watershed's conceptual model has been updated and provided in the "Mortandad Canyon Investigation Report" (LANL 2006, ER ID pending). Most of Section 7.3 of that document is presented here as an update to Table A-1.

"Most contaminants in the Mortandad watershed are derived from Laboratory sources that released wastewater from outfalls into tributary drainages of Mortandad Canyon. Contaminants include radionuclides, inorganic chemicals, and organic chemicals as detailed in Sections 7.1 and 7.2. The mobility of contaminants is controlled by the geochemical characteristics of each contaminant and the geochemical properties of the medium along transport pathways (aqueous solubility, speciation, oxidation/reduction, precipitation/dissolution, adsorption/desorption, microbial and mineralogical characteristics of sediments and aquifer material). The nature and volume of effluent released from outfalls varied over time as a result of changes in research activities at the Laboratory, changes in wastewater treatment methods, and changes in environmental standards. As a result, the present-day distribution of contaminants in the watershed reflects the geochemical properties of individual contaminants, the complex history of releases from multiple Laboratory sites, and hydrological and mineralogical properties of aquifer material. Redistribution of contaminants by surface water, sediment transport, and groundwater is an ongoing process within the Mortandad watershed.

"Initially, contaminants are transported from their release sites dissolved in water or adsorbed onto sediment particles and solid organic material. Some contaminants are deposited in soils between outfalls and stream channels, but most are transported down tributary drainages into the main canyon system by surface-water flow and sediment transport. Once adsorbed onto sediment particles in the streambed, contaminants are redistributed by floods that scour the streambed and mobilize the bed sediment. Contaminants associated with coarse-size fractions (coarse sand and coarser) are generally transported as bed load along the streambed, whereas contaminants associated with fine-size fractions (fine sand and finer) are generally transported in suspension. These include cesium-137, americium-241, plutonium-238, plutonium-239,240, chromium (III), lead, mercury, and PCBs. Contaminants are generally collocated in the sediment deposits, primarily occurring in post-1942 sediment deposits and preferentially occurring in fine rather than coarse facies sediment. During floods, sediment from a variety of sources, much of it not contaminated, is mixed, changing contaminant concentrations longitudinally along the channel. The net result is a general downcanyon decrease in contaminant concentrations in sediment with distance from a contaminant source area (Figure 7.0-1). In general, the inventory of contaminants in sediments increases in downcanyon areas, primarily because post-1942 sediment accumulated in thicker and more extensive deposits where the canyon floor widens eastward. Most of the contaminant inventory in Mortandad Canyon occurs in reach M-3E, upcanyon from the Ten Site Canyon confluence. A notable exception to this trend is the deposition of chromium in Effluent Canyon close to its release site at TA-48.

"In Effluent Canyon, the transport of contaminants by surface water is facilitated where thin alluvium overlies relatively impermeable bedrock in the stream channel; this limits the amount of infiltration along the stream channel and results in greater movement of surface water downcanyon. The downcanyon extent of surface water flow varies with effluent discharge rates, runoff from storm events and snowmelt, and prior moisture conditions along the channel. In Mortandad Canyon below the Effluent Canyon confluence, surface water infiltrates the Mortandad Canyon channel where the alluvium thickens and groundwater storage capacity increases (Figure 7.0-1). The maximum extent of persistent surface water

occurred in the 1960s to early 1970s when effluent discharge volumes were highest. During this time, surface flow generally extended about 1.5 km (1 mi) or less downcanyon from the TA-50 RLWTF outfall. Discharge volume from the TA-50 RLWTF outfall has progressively decreased since the early 1980s, and today persistent surface water flow generally extends only about 600 m (1970 ft) below the Effluent Canyon confluence (Figure 7.0-1). Runoff from storm events and snowmelt sometimes causes ephemeral flow and episodic infiltration to occur as far east as the sediments traps (and rarely farther downcanyon), but these events are infrequent. Contaminant concentrations in surface water have decreased over time in response to improved treatment technologies employed at the TA-50 RLWTF, especially since 2000.

“Infiltration of surface water in the stream channel recharges alluvium within the watershed. Stable isotope data suggest that some surface water and shallow subsurface moisture is lost through evapotranspiration. The remaining water recharges alluvial groundwater that generally accumulates in the lower part of the alluvial deposits, most often perching on weathered bedrock units. Perched alluvial groundwater is a major pathway for the downcanyon transport of soluble contaminants. In Mortandad Canyon, the thickest and most persistent perched alluvial groundwater occurs between MCB-5, where the canyon begins to widen eastward to MCB-11 located east of the sediment traps (Figure 7.0-1). Alluvial groundwater occurs on an intermittent basis as far east as alluvial well MT-4 (Figure 3.2-1). Well hydrographs suggest that the alluvial groundwater levels respond relatively quickly to precipitation events in areas closest to zones of surface water infiltration and that significant lag times may occur at the eastern limit of alluvial saturation. These data support the interpretation that the alluvial groundwater system is recharged by infiltration of persistent and intermittent surface water in gradually thickening alluvium west of MCB-5 and that underflow within the alluvium is the dominant recharge process for alluvial groundwater farther down canyon. Saturation is not uniformly distributed within the alluvium, and in some cases, dry boreholes were drilled next to a location or well where alluvial groundwater was encountered. Similarly, hydrographs for adjacent alluvial wells frequently respond at different times to precipitation events and runoff events. These observations suggest that alluvial groundwater flows along preferential pathways within the highly heterogeneous alluvium and that the aquifer may resemble a network of cross-connected channels rather than a continuous zone of saturation at the base of alluvium. Contaminant concentrations in alluvial groundwater have decreased over time in response to improved treatment of effluent at the TA-50 RLWTF. Concentrations in alluvial groundwater currently account for an estimated 0.1% of the nitrate mass and 2.8% of the perchlorate mass in the watershed. Although overall concentrations are declining, there is a trend of increasing concentration for mobile constituents downcanyon from well MCO-5 to approximately well MCO-7.5 (Figure 3.2-1). This trend is indicative of a lag in the response of alluvial groundwater to the application of improved effluent treatment technologies. The lag is related in part to distance from the outfall, but increasing alluvial storage from west to east is probably a more important factor. Concentrations at more distal locations will continue to decline in response to lower effluent concentrations and to further dilution by runoff events.

“Deeper infiltration of alluvial groundwater into bedrock units results in the vertical transport of contaminants into the suballuvium vadose zone. Transport of contaminants to these deeper zones is generally limited to soluble constituents such as nitrate, perchlorate, fluoride, tritium, sulfate, and chromium (VI). Contaminant profiles from core holes indicate that maximum contaminant concentrations of these mobile constituents and most of the contaminant mass (an estimated 96.6% of the nitrate mass and 94.6% of the perchlorate mass) occurs in bedrock units in the upper half of the vadose zone in the region extending from MCB-5 on the west to MCOBT.8.5 on the east (Figure 7.0-1). The Otowi Member of the Bandelier Tuff accounts for an estimated 55.8% of the nitrate mass and 67.7% of the perchlorate mass in Mortandad Canyon. The western extent of vadose-zone contamination is poorly constrained because Mortandad Canyon is inaccessible to drilling between the Effluent Canyon confluence and MCB-5. Thinning of alluvium over less permeable tuffs 500 to 1000 m (1640 to 3280 ft) west of MCB-5 probably controls the western limit of significant alluvial groundwater infiltration. The eastern extent of

vadose-zone contamination is constrained by core hole data from MCOBT-8.5 and R-28. The greatest mass of contamination in the vadose zone occurs beneath the portion of the canyon that contains the thickest and most persistent alluvial groundwater. Bedrock units such as Tshirege unit Qbt 1g, the Cerro Toledo interval, and the Otowi Member underlie the alluvium in this area, and because of their porous nature, alluvial groundwater is able to percolate through these units. Moisture associated with vadose-zone contamination is elevated relative to other parts of the canyon, but the rocks are generally not fully saturated. Movement of moisture and contaminants probably occurs as gravity-driven porous flow. Estimates of vertical transport velocities of nitrate based on a release of unique isotopically light nitrogen from October 1986 to September 1989 range between 2.5 and 2.9 m/y (8.2 and 9.5 ft/y). Estimates of transport rates based on peak tritium releases to the canyon suggest that vertical transport rates have declined substantially from about 11 m/yr (36.1 ft/y) in the late 1970s to about 1.36 m/yr (4.46 ft/y) today. Finally, calibration to nitrate profiles in R-15 and MCOBT-8.5 yield approximate transport velocities of 6 m/yr (20 ft/yr) in 1968 to 1.2 m/yr (4 ft/yr) in 2002. These studies apply to mobile constituents and indicate vadose-zone transport velocities were greater in the past and that over time, transport velocities decreased as discharges to the watershed from outfalls declined. Adsorbing constituents have much slower transport rates and are generally not present within the suballuvium vadose zone.

“A thin zone (<1m [<3 ft]) of perched-intermediate groundwater occurs within the clay-rich basaltic rubble at the top of the Cerros del Rio basalt near the Mortandad–Ten Site Canyon confluence (Figure 7.0-1). A thicker zone (up to 21.9 m [72 ft]) of perched saturation occurs near the base of the Cerros del Rio basalt near R-15. These perched-intermediate zones probably represent two unrelated groundwater bodies of limited lateral extent along the canyon axis (Figure 7.0-1). Based on the distribution of boreholes encountering perched-intermediate groundwater, the lateral extent of these groundwater bodies is probably less than 450 m (1500 ft). Contaminant concentrations within these perched zones show increasing trends over time, indicating that limited masses of the most mobile constituents (nitrate, perchlorate, chromium (VI), and tritium) have migrated from upgradient areas through the vadose zone along preferential pathways. Concentrations in perched-intermediate groundwater currently account for only an estimated 0.10% of the nitrate mass and 1.6% of the perchlorate mass in Mortandad Canyon. Perched-intermediate groundwater percolates into the Puye Formation, resulting in further vertical transport of contaminants into the lower vadose zone (Figure 7.0-1). Mobile constituents percolate through the lower vadose zone, reaching the regional water table.

“The water table of the regional aquifer lies approximately 300 m (984 ft) below the canyon floor in Mortandad Canyon (Figure 7.0-1). The regional aquifer is a complex, heterogeneous system that includes confined and unconfined zones. Hydraulic communication between these zones is uncertain and spatially variable. The shallow portion of the regional aquifer (along the water table) is predominantly under phreatic (unconfined) conditions and has limited thickness (approximately 30–50 m [98–164 ft]). The groundwater flow and transport directions in this zone generally follow the gradient of the regional water table; the flow is east/southeast toward White Rock Canyon springs and the Rio Grande. The shape of the regional water table is predominantly controlled by areas of regional recharge (Sierra de los Valles and some Pajarito Plateau canyons) and discharge (White Rock Canyon springs and the Rio Grande). The deep portion of the regional aquifer is predominantly under confined conditions, and it is heavily stressed by Pajarito Plateau water-supply pumping. The pumping likely has a small impact on the flow directions in the phreatic zone because of poor hydraulic communication (cf. Appendix O). Capture of contaminants by supply well PM-3 seems unlikely because of this poor vertical hydraulic communication. However, the poor hydraulic communication does not preclude the possibility that some contaminant migration may occur between the shallow and deep zones. Between the two zones, the hydraulic gradient has a substantial vertical component due to water-supply pumping, creating the possibility that downward contaminant flow may occur along hydraulic windows and possibly along filter packs in water-supply wells. However, upward vertical gradients near PM-3 might provide natural protection against entry of

contaminants from the phreatic zone into the well screen. Mobile contaminants, including nitrate, perchlorate, chromium(VI), and tritium, are observed only in the shallow zone of the regional aquifer beneath the Mortandad watershed. Some wells, such as R-15 and R-28, show increasing contaminant concentrations over time, suggesting breakthrough of mobile constituents from the vadose zone is increasing over time. Differences in nitrate isotopic ratios for some wells (e.g., R-28 vs. R-15) indicate that contamination in regional groundwater beneath Mortandad Canyon includes contributions from mixed source areas. The future pathways of contaminant movement from these locations should follow the groundwater flow direction along the regional water table. The contaminant flow should be to the east without substantial temporal changes due to seasonal effects.”

2.0 SCOPE OF ACTIVITIES

This periodic monitoring event for Mortandad Watershed was conducted pursuant to the NMED-approved “Interim Facility Wide Groundwater Monitoring Plan, Revision 1” (LANL 2006, 094043).

Table 2.0-1 provides the location name, sample collection date and time, port common name, port depth, screened interval, top and bottom screen depths, instantaneous stream flow or water level, and the water-level method for each of the monitored locations. These locations are spatially represented in Figure 2.0-1.

3.0 MONITORING RESULTS

3.1 Methods and Procedures

All methods and procedures used to perform the field activities associated with this periodic monitoring event are documented in the 2006 IFGMP (LANL 2006, 094043). Deviations from these documented methods and procedures are discussed in Section 3.4 or Table D-4.

3.2 Field Parameter Results

Table B-1 (Appendix B) contains the field parameter results for this periodic monitoring event and the last three monitoring events.

3.3 Water Level Observations

The periodic monitoring water-level data, including the last three sampling events, are located in Table C-1 (Appendix C). For those wells equipped with transducers, the reported water level is the water-level measurement taken earliest on the day of sampling. All manual measurements are reported at a time immediately before sampling. The water-level measurements taken during the execution of this periodic monitoring event are shown graphically in Figure 3.3-1.

Groundwater flow in the saturated alluvium is typically constrained by the canyon structure and travels in a generally eastward direction downcanyon. All other modes of groundwater are influenced by a variety of geologic controls. These geologic controls, which determine groundwater flow direction in both the intermediate-perched and regional groundwater, are surrounded by a high degree of uncertainty. Therefore, the directions of flow for these groundwater regimes are not displayed on the figures.

3.4 Deviations from Planned Scope

The primary deviations from the planned scope were caused by inadequate water available for sampling at numerous locations and data not available for inclusion in this periodic monitoring report due to delays at the analytical laboratory or requirements for review and release of the data by the property owner. Table 3.4-1 describes the deviations from the planned scope of this periodic monitoring event.

4.0 ANALYTICAL DATA RESULTS

4.1 Methods and Procedures

All methods and procedures used to perform the analytical activities of this periodic monitoring event are documented in the 2006 IFGMP (LANL 2006, 094043). Any changes from these documented laboratory methods and procedures are discussed in Table D-3 (Appendix D).

4.2 Analytical Data

Tables D-1, D-2, and D-3 (Appendix D) present the analytical data from this periodic monitoring event and the applicable regulatory standards to which the results are compared. Table D-4 provides a summary of data quality exceptions, and the analytical laboratory reports (including chains of custody, etc.) can be found in Appendix G.

Table D-1 was derived using all validated data¹ obtained during the periodic monitoring event with the following constraints:

- Radionuclides
 - All results without a laboratory qualifier of U or X (indicating the analyte was not detected) are reported at all locations.
 - Low-detection-limit tritium results greater than 3 times the 1 standard deviation total propagated analytical uncertainty (or 3σ) are reported.
 - Americium-241 and uranium-235 are reported only by chemical separation alpha spectroscopy. No gamma spectroscopy results are presented for these analytes.
 - Only Cs-137, Co-60, Np-237, K-40, and Na-22 are reported (or analyzed) for the gamma spectroscopy suite.
- Nonradionuclides
 - For a given location, port depth, analyte, field prep and sample date, all results are reported for the sample, field duplicate (triplicates and quadruplicates are also reported), reanalyses, field blanks, trip blanks, equipment blanks and different analytical methods.
 - Analytical laboratory quality control results including matrix spike and matrix spike duplicates are not included in the data set.

The standards applied to each media are listed in Table 4.2-1, Cleanup Standards, Risk-Based Screening Levels and Risk-Based Cleanup Levels for Groundwater and Surface Water at Los Alamos National

¹ Data that have been independently reviewed for conformance with Laboratory requirements.

Laboratory. Tables D-2 and D-3 indicate the type of standard, the agency that promulgated the standard, and whether the standard applies to dissolved (F, or filtered) or total (UF, or unfiltered) samples.

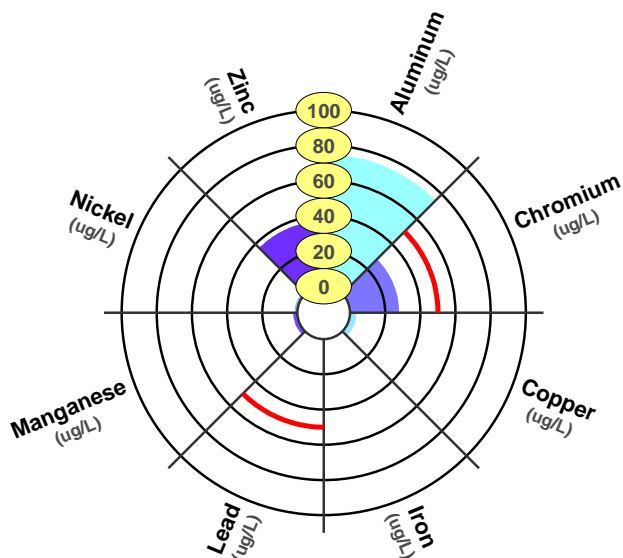
Surface water and groundwater perchlorate data were compared with the screening level of 4 µg/L established in Section VIII.A.1.a of the Consent Order (NMED 2005, 088207). Surface water sample results were compared with all surface water standards without consideration of the designated use for the particular reach. The New Mexico Groundwater Standards (NMGS) apply to the dissolved portion of specified contaminants, except that standards for mercury, organic compounds, and nonaqueous phase liquids apply to the total unfiltered concentrations of the contaminants.

As required by the Consent Order, U.S. Environmental Protection Agency (EPA) Region 6 Tap Water Screening Levels are used for constituents having no other regulatory standard. For these screening levels, the tables indicate a risk type of C (cancer) or N (noncancer). For the cancer risk type, the risk levels are for 10^{-6} excess cancer risk. The Consent Order specifies screening with these values at a risk level of 10^{-5} (rather than 10^{-6}) excess cancer risk. Therefore, data must exceed the 10^{-6} screening values by a factor of 10 or more to be above a risk level of 10^{-5} excess cancer risk.

The data were evaluated using the following screening process.

- Pursuant to the Consent Order, the analytical results for all constituents are compared with applicable water-quality standards (EPA maximum contaminant levels (MCLs), EPA secondary maximum contaminant levels (SMCLs), New Mexico Groundwater and Surface Water Standards, and EPA Region 6 Tap Water Screening Levels) and the Consent Order screening level for perchlorate.
- The analytical results for radioactivity are compared to the DOE biota concentration guidelines [BCGs]) and Derived Concentration Guides (DCGs) for groundwater.
- Table E-1 shows all detected values for perchlorate, radioactivity and organic compounds; and all values greater than ½ the lowest applicable standard for metals and general inorganic compounds.
- For radioactivity, organic compounds and perchlorate, an analysis of all available detections for specific analytes is performed to determine if a decreasing or increasing trend exists.
- For metals and general inorganic compounds, an analysis of all values greater than ½ the lowest applicable standard is performed to determine if a decreasing or increasing trend exists.

Analytical results are presented graphically in Figure 4.2-1 (surface water) and Figure 4.2-2 (groundwater). Figures 4.2-1 and 4.2-2 contain modified clock diagrams displaying a series of select analytes around the circumference and showing the concentration by the length of the radius. An example of the clock diagrams is shown on page 8.



Example modified clock diagram

The analytes were selected from two data sets: those identified during the data screening performed in the IFGMP (LANL 2006, 094043) and those identified during the data screening from this periodic monitoring event. Analytes that were not above an applicable regulatory standard or not detected were eliminated from the display.

The analytes identified in the IFGMP data screening included aluminum, aroclor-1260, arsenic, copper, fluoride, iron, lead, manganese, molybdenum, perchlorate, and zinc in surface water; and antimony, arsenic, bis(2-ethylhexyl)phthalate, chromium, fluoride, iron, lead, manganese, molybdenum, nickel, nitroaniline[4-], nitrate (as N), perchlorate, selenium, and uranium in groundwater. The analytes identified during this periodic monitoring event that are added to the data set are barium, chloride, dioxane[1,4-], mercury, and tetrachloroethene.

For surface water, the selected analytes shown in blue are aluminum, barium, chromium, copper, iron, manganese, mercury, molybdenum, nickel, and uranium; chloride, fluoride, nitrate and perchlorate are shown in orange. For groundwater, the selected analytes shown in blue are aluminum, antimony, barium, chromium, copper, iron, lead, manganese, molybdenum, nickel, and uranium; chloride, dioxane[1,4-], fluoride, nitrate-nitrite as N and tetrachloroethene are shown in green. Total dissolved solid concentrations are shown under the title of all sampling locations.

Analytes that are not shown on the diagrams are either not detected or are radionuclides. Empty diagrams are shown for completeness and allow the reader to see that some analytes were not present in significant concentrations at certain locations. The solid red lines, when shown, depict applicable regulatory standards or screening levels. Note that some standards or screening levels may exceed the highest concentration displayed and may not appear on the diagram.

4.2.1 Surface Water (Base Flow)

Aluminum is the predominant metal present in surface water at concentrations above water-quality standards. Elevated concentrations of this metal are a result of the effects of suspended sediment and sample turbidity (LANL 2006, 094108).

Dissolved copper concentrations at two surface water stations are approximately 70% and 100% of the Fisheries Chronic Standard at a hardness of 100 mg/L. One value of mercury is also above the Fisheries Chronic Standard. In the past, copper and mercury have been found above surface water standards in several canyons including Mortandad (LANL 2006, 094108).

Surface water perchlorate concentrations were below 0.3 µg/L, which is well below the screening level.

Several radionuclides (including americium-241 and plutonium isotopes) are detected at concentrations consistent with previous measurements in surface water samples. The filtered and unfiltered cesium-137 results from baseflow station "E1E," which is located approximately 1 mi below TA-50-1, are 85% and 127% of the BCG (40 pCi/L), respectively. These cesium-137 values are also 3% and 5%, respectively, of the New Mexico Radiation Protection Standard. For the baseflow station "Mortandad below Effluent Canyon," the filtered and unfiltered cesium-137 results are 24% and 58% of the BCG, respectively.

Surface water tritium results are below 100 pCi/L. and there are no general inorganic or organic results above standards or screening levels.

A summary of the results of comparing the analytical data with applicable regulatory standards is shown in Table E-1 (Appendix E). Graphical representations of select surface water analytical results (see Section 4.2) are shown in Figure 4.2-1.

4.2.2 Groundwater

Chloride and total dissolved solids (TDS) concentrations in MCO-0.6 are well above regulatory standards. TDS is high at this well because it rarely has water, can seldom be sampled, and represents a small saturated thickness. TDS was also high at MCO-2, an alluvial well in Effluent Canyon that is similar in condition to MCO-0.6.

Downstream from the RLWTF outfall, fluoride concentrations in alluvial groundwater range from 50% to 115% of the NMGS and generally increase downstream. These groundwater fluoride concentrations have dropped over the past 5 years due to improvements in effluent quality at the RLWTF.

Intermediate well MCOI-8 has a fluoride concentration at 120% of the NMGS; this is the first groundwater sample from this well. The concentrations of nitrate (as N) in four intermediate-perched groundwater wells range from 50% to 200% of the NMGS. The nitrate concentration in MCOI-6 is now twice the NMGS and an evaluation of past data suggests an upward trend in the concentrations of nitrate in this well.

Except for alluvial groundwater wells upstream from the RLWTF outfall, most perchlorate concentrations in alluvial and intermediate-perched groundwater are above the screening level of 4 µg/L and near or above the EPA Drinking Water Equivalent Level of 24.5 µg/L. Regional aquifer perchlorate concentrations are below the screening level of 4 µg/L, except for R-15 (6 µg/L). Perchlorate concentrations in R-15 have remained relatively constant since June 2004.

The occurrence of most elevated metals concentrations are caused by naturally occurring rock materials or ubiquitous well-sampling-related issues rather than by Laboratory contamination. The predominant metals present in groundwater at concentrations above water quality standards are aluminum, manganese, and iron. The concentrations of these metals in groundwater samples are a result of suspended sediment, sample turbidity, or well construction artifacts.

The barium results in MCO-0.6 are 70% of the NMGS and are twice the highest previous value (although data are sparse). The concentrations for numerous metals in rarely sampled MCO-2 are high relative to,

or above, groundwater standards. Both of these wells are shallow with little (and apparently relatively stagnant) water. Groundwater samples obtained from these wells are generally highly turbid.

Intermediate well MCOI-6 has dissolved (i.e., filtered) chromium at 90% of the NMGS. Other intermediate wells (MCOI-4, -5, and -8) have total (i.e., unfiltered) chromium in this range or higher. Regional well R-28 has dissolved chromium at about 700% of the NMGS.

With a few exceptions like solvents and high explosive compounds in some areas of the Laboratory, organic detections in groundwater samples are usually related to sampling and analysis cross-contamination issues rather than to Laboratory contamination. Most organic analytes are not consistently found in samples from a given station. In groundwater, a steady detection of an organic compound across sampling events would be expected if contamination is present.

A common analytical or sampling artifact, bis(2-ethylhexyl)phthalate, is found in four groundwater samples, one of which is a pump rinsate blank at MCOI-4. Dioxane, on the other hand, is detected using the more accurate semivolatile organic analytical method rather than the volatile analytical method in three intermediate wells at concentrations ranging from 15% to 45% of EPA Region 6 Tap Water 10^{-5} Excess Cancer Risk Screening Level. (Note that risk values in Table D-2 represent a 10^{-6} excess cancer risk).

Methylene chloride, a common analytical laboratory artifact, is found in a sample from R-16 and a trip blank for R-21. Another sample from R-21 contains tetrachloroethene near the detection limit, or about 7% of the EPA MCL. This compound has not been detected in prior samples from R-21 and may be attributable to contamination at the analytical laboratory.

Several radionuclides (including americium-241 and plutonium isotopes) are detected in groundwater samples and the measured activities are consistent with previous measurements. Groundwater gross-beta measurements in several wells are near or above the EPA screening level of 50 pCi/L. Samples from intermediate wells MCOI-4 and MCOI-6 contain tritium at 60% of the EPA MCL; tritium in MCOI-5 was 26% of the MCL. Strontium-90 activities in alluvial wells downstream from Effluent Canyon are above the EPA MCL. Since these waters are not used for drinking water, the comparison of these concentrations with EPA MCLs and SMCLs is simply a screening tool.

Low-detection-limit tritium results in groundwater are consistent with prior measurements at these locations. Tritium activity in alluvial groundwater samples taken upstream of the RLWTF outfall are below 100 pCi/L. Regional aquifer tritium results are nondetect except for values of 3 pCi/L in Test Well 8 (also known as TW-8) and 1 pCi/L in the deepest port of R-16.

A summary of the results of comparing the analytical data with applicable regulatory standards is shown in Table E-1 (Appendix E). Graphical representations of select groundwater analytical results (see Section 4.2) are shown in Figure 4.2-2.

4.3 Sampling Program Modifications

No modifications to the periodic monitoring events for Mortandad Watershed are proposed at this time.

5.0 INVESTIGATION-DERIVED WASTE

Appendix F discusses the management of waste derived during this periodic monitoring event and contains the waste management records for waste streams generated during this periodic monitoring event.

6.0 SUMMARY

6.1 Monitoring Results

An evaluation of the field parameter monitoring results presented in Table B-1 and subsequent monitoring events will be provided in the annual update to the IFGMP.

6.2 Analytical Results

6.2.1 Surface Water (Base Flow)

The screening analysis of the base flow analytical results indicates that two metals (one dissolved and one total) are above Fisheries Chronic Standards and one radionuclide result is above its BCG. No general inorganics, organic compounds or tritium concentrations are above standards. The types of contaminants detected and their levels are consistent with prior data. The analytical results from this periodic monitoring event support the Watershed's conceptual model with respect to surface water quality as summarized in the IFGMP and included in Appendix A.

6.2.2 Groundwater

The screening analysis of the alluvial groundwater analytical results indicate 8 dissolved metals results are above EPA MCLs, EPA SMCLs or NMGS; 15 inorganic results (excluding sodium, but including perchlorate and total dissolved solids) are above EPA MCLs, EPA SMCLs, NMGS, or a screening level; and 4 dissolved radionuclide results were above EPA MCLs. No organic compound results are above EPA MCLs and tritium is detected at three locations, but at concentrations well below standards. The types of contaminants detected and their concentrations are consistent with prior data. The analytical results from this periodic monitoring event support the Watershed's conceptual model with respect to groundwater quality as summarized in the IFGMP and included in Appendix A.

The screening analysis of the intermediate-perched groundwater analytical results indicate two dissolved metals results are above EPA SMCLs or NMGS; eleven inorganic results (excluding sodium, but including perchlorate and TDS) are above EPA SMCLs, NMGS, or a screening level; and three organic compound results are above EPA MCLs. No radionuclide or tritium results are above standards. The types of contaminants detected and their concentrations are consistent with prior data, except that discovery of fluoride in intermediate-perched groundwater above the NMGS is a new finding. The analytical results from this periodic monitoring event support the Watershed's conceptual model with respect to groundwater quality as summarized in the IFGMP and included in Appendix A.

The screening analysis of the regional aquifer analytical results indicates one dissolved metal result is above the EPA MCL or NMGS; two inorganic results (excluding sodium, but including perchlorate and TDS) are above a screening level. No organic compound results are above the EPA Tap Water Standard; and no radionuclide results are above standards. Tritium was detected at two locations, but well below standards. The types of contaminants detected and their concentrations are consistent with prior data.

The analytical results from this periodic monitoring event support the Watershed's conceptual model with respect to groundwater quality as summarized in the IFGMP and included in Appendix A.

6.3 Data Gaps

Table 6.3-1 provides a summary of the field parameter and analytical data gaps encountered during this periodic monitoring event. Table 2.0-1 and D-4 (Appendix D) provide a more detailed account of sampling event deviations and data-quality exceptions.

7.0 REFERENCES

The following list includes all documents cited in this report. Parenthetical information following each reference provides the author(s), publication date, and ER ID number. This information is also included in text citations. ER ID numbers are assigned by the Environmental Programs Directorate's Records Processing Facility (RPF) and are used to locate the document at the RPF and, where applicable, in the master reference set.

Copies of the master reference set are maintained at the NMED Hazardous Waste Bureau; the U.S. Department of Energy—Los Alamos Site Office; the U.S. Environmental Protection Agency, Region 6; and the Directorate. The set was developed to ensure that the administrative authority has all material needed to review this document, and it is updated with every document submitted to the administrative authority. Documents previously submitted to the administrative authority are not included.

LANL (Los Alamos National Laboratory), October 2006. "Mortandad Canyon Investigation Report," Los Alamos National Laboratory document LA-UR-06-6752, Los Alamos, New Mexico. (LANL 2006, ER ID pending)

LANL (Los Alamos National Laboratory), September 2006, "Environmental Surveillance at Los Alamos during 2005," Los Alamos National Laboratory document LA-14304-ENV, Los Alamos, New Mexico. (LANL 2006, 094108)

LANL (Los Alamos National Laboratory), July 2006, "Interim Facility-Wide Groundwater Monitoring Plan, Revision 1.1," Los Alamos National Laboratory document LA-UR-06-4975, Los Alamos, New Mexico. (LANL 2006, 094043)

NMED (New Mexico Environment Department). March 1, 2005. "Compliance Order on Consent Proceeding under the New Mexico Hazardous Waste Act 74-4-1 and the New Mexico Solid Waste Act 74-9-36(D) in the Matter of U.S. Department of Energy and the Regents of the University of California," Santa Fe, New Mexico. (NMED 2005, 088207)

LANL (Los Alamos National Laboratory), September 1997. "Work Plan for Mortandad Canyon," Los Alamos National Laboratory document LA-UR-97-3291, Los Alamos, New Mexico. (LANL 1997, 056835)

7.1 Geospatial Data Sources

BLM 100K Land Ownership; Los Alamos National Laboratory, RRES-Remediation Services; 2002.

LANL Hillshade 2000 - 4 Ft; Los Alamos National Laboratory, ENV-Environmental Characterization and Remediation Group, Geographical Information Systems Team, LA-UR-02-1745; 13 June 2005.

Locations of Springs; Los Alamos National Laboratory, Environmental Stewardship Division in cooperation with the New Mexico Environment Department, Department of Energy Oversight Bureau, ER2005-0495; 1:2,500 Scale Data; 18 July 2005.

Penetrations; Los Alamos National Laboratory, ENV-Environment and Remediation Support Services, ER2006-0664; 1:2,500 Scale Data; 21 August 2006.

SPPI Boundaries; Space Planning and Project Initiation; 2005.

Surface Water Runoff Monitoring Stations; Los Alamos National Laboratory, RRES-Water Quality and Hydrology Group; 13 June 2005.

Watercourse; Los Alamos National Laboratory, ENV-Environmental Characterization and Remediation Group, Geographical Information Systems Team; 5 April 2005.

WQH Drainage_arc; Los Alamos National Laboratory, RRES-Water Quality and Hydrology Group; 3 June 2003.

WQH NPDES Outfalls; Los Alamos National Laboratory, ENV-Environmental Characterization and Remediation Group; 1 September 2003.

WQH Perennial Streams; Los Alamos National Laboratory, RRES-Water Quality and Hydrology Group; 25 April 2006.

This page intentionally left blank.

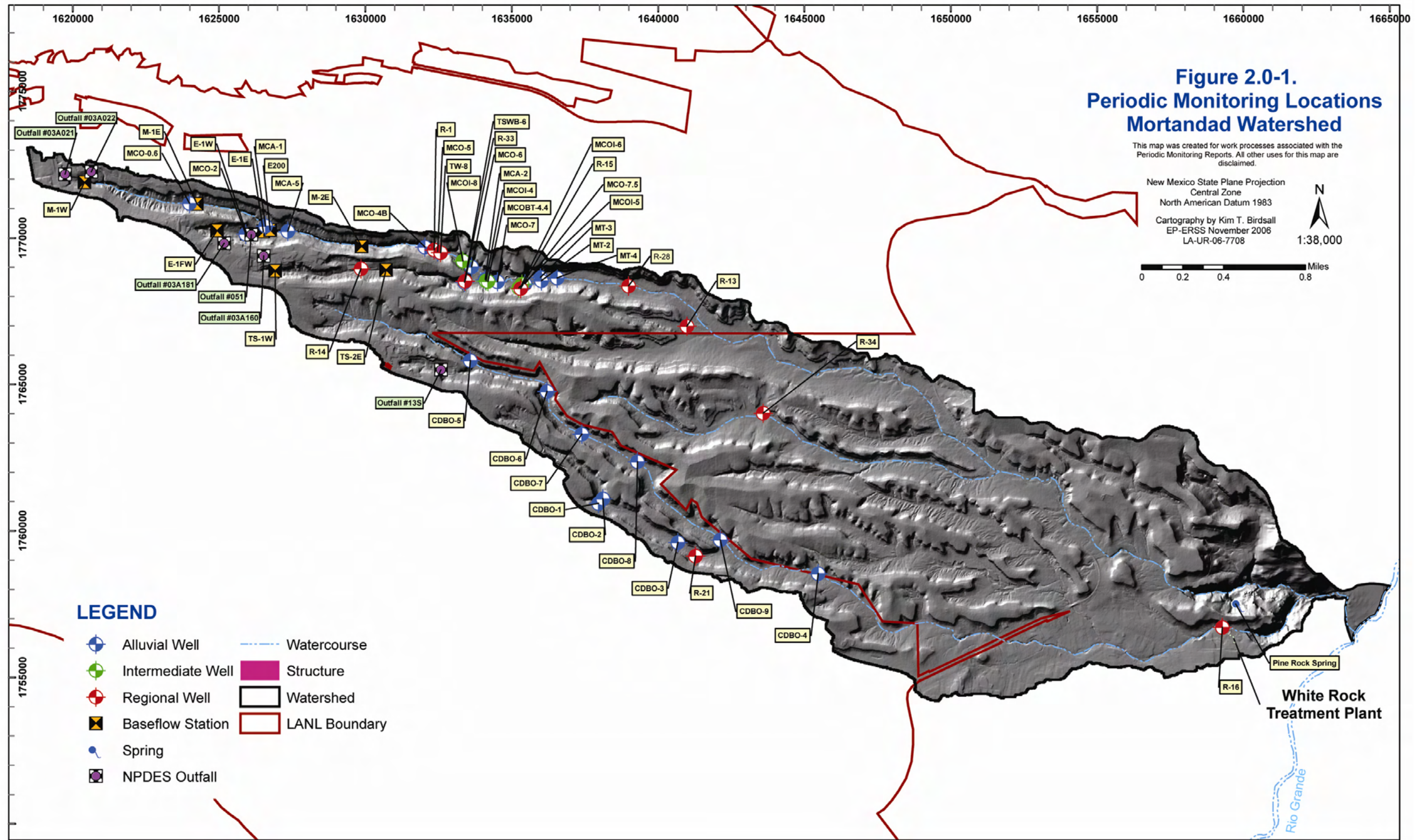


Figure 2.0-1. Watershed map with monitored locations

This page intentionally left blank.

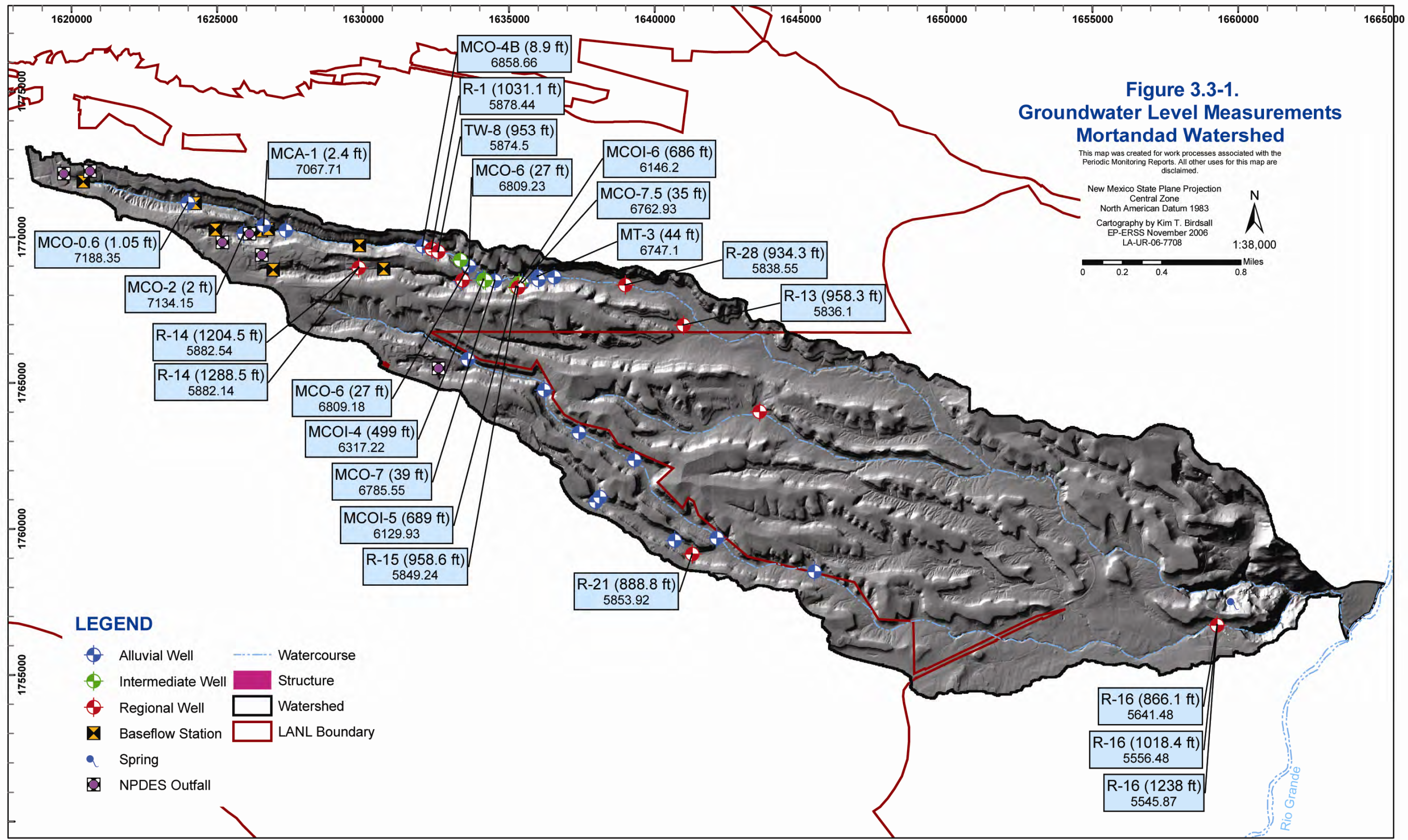


Figure 3.3-1. Surface water analytical results

This page intentionally left blank.

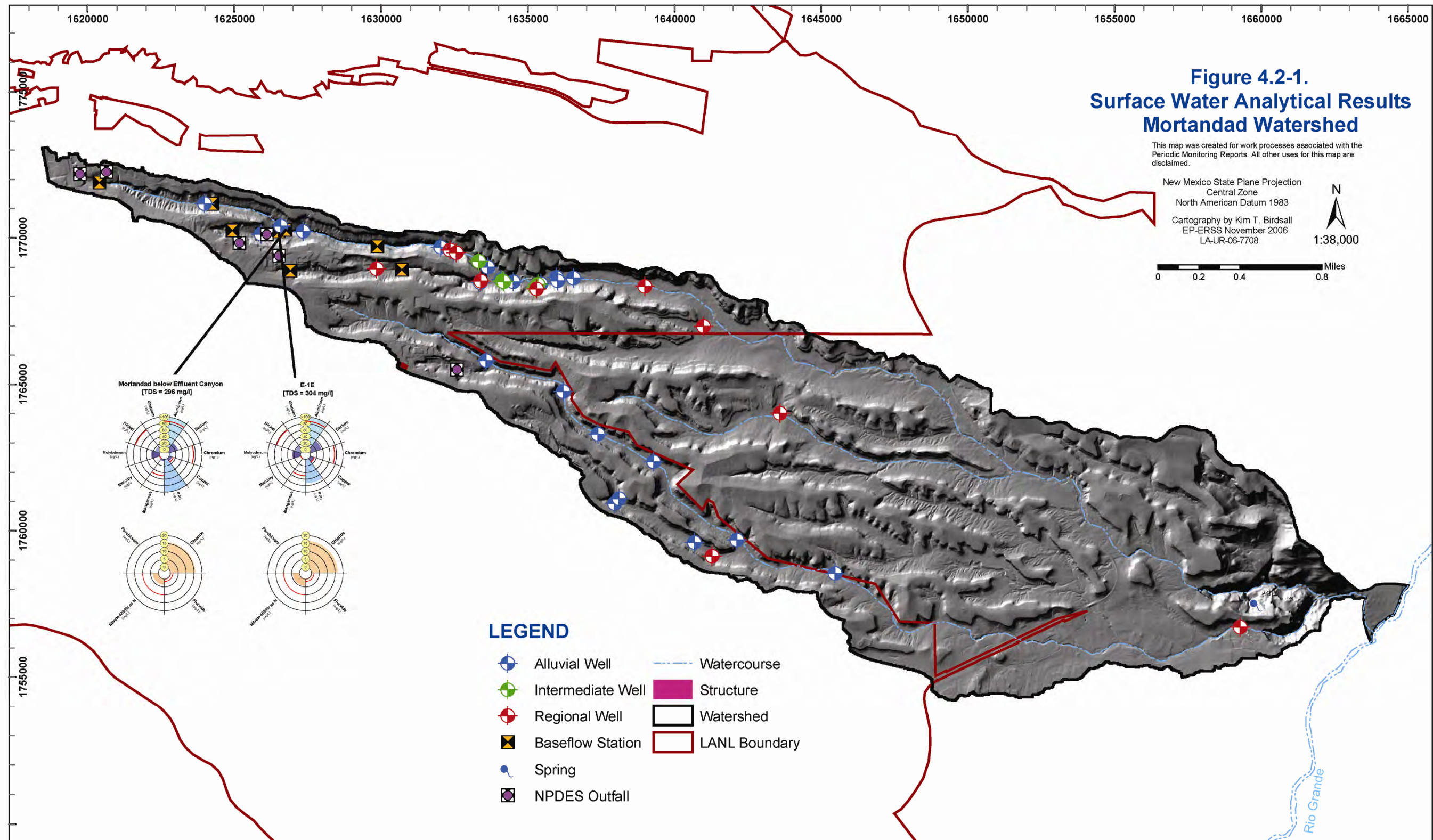


Figure 4.2-1. Groundwater analytical results

This page intentionally left blank.

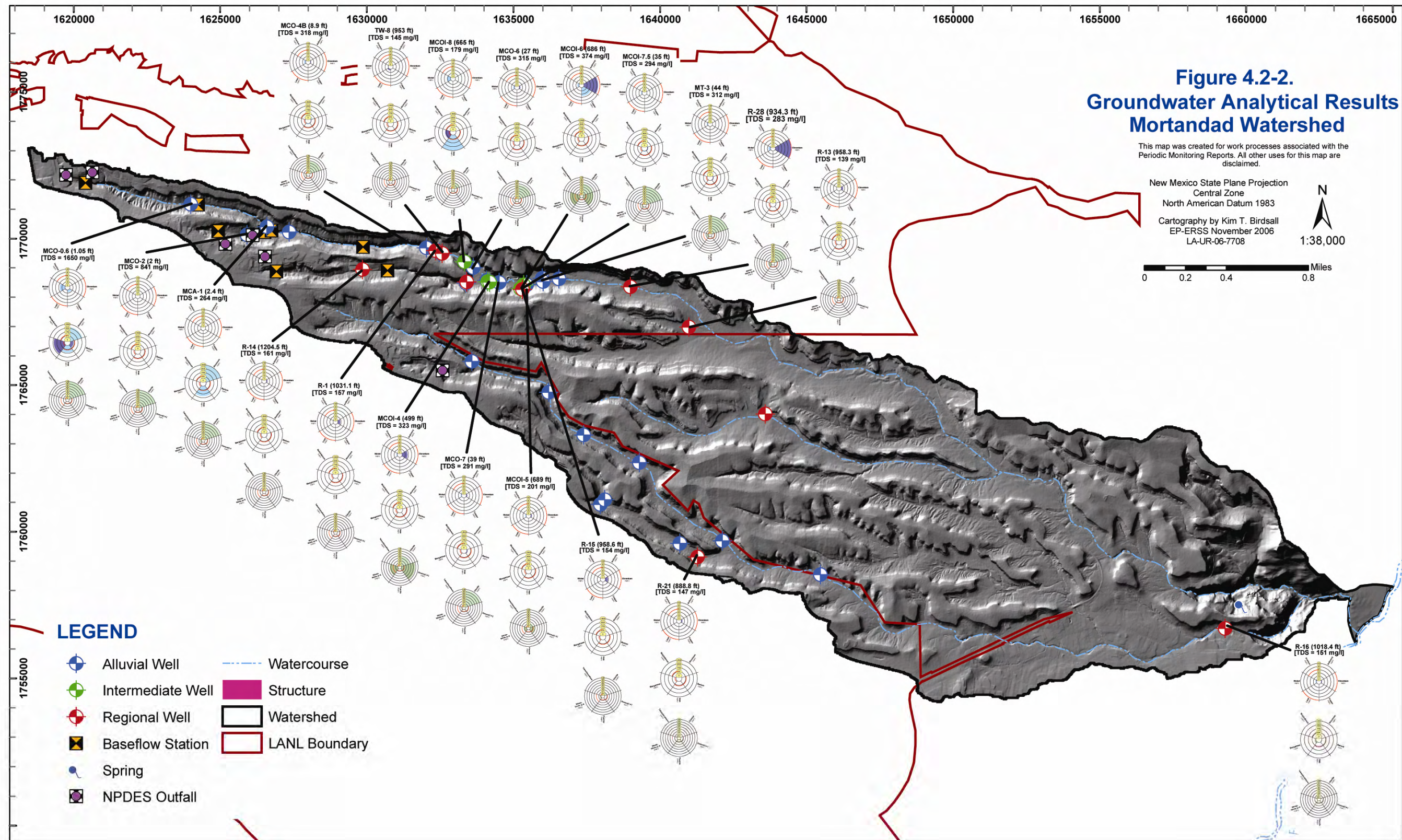


Figure 4.2-1. Groundwater level measurements

This page intentionally left blank.

**Table 2.0-1
Monitoring Locations and General Information**

Location Name	Sample Collection Date and Time	Port Common Name	Port Depth (ft)	Screened Interval (ft)	Top Screen Depth (ft)	Bottom Screen Depth (ft)	Instantaneous Stream Flow (ft ³ /s) or Water Level (ft)	Water-Level Method
Surface Water (Base Flow)								
E-1E	6/28/06 10:25 AM	n/a *	n/a	n/a	n/a	n/a	No data	n/a
E-1E	6/28/06 10:25 AM	n/a	n/a	n/a	n/a	n/a	Not measured	n/a
E-1FW	Not Sampled	n/a	n/a	n/a	n/a	n/a	n/a	n/a
E-1W	6/27/06 9:00 AM	n/a	n/a	n/a	n/a	n/a	0.01	n/a
M-1E	Not Sampled	n/a	n/a	n/a	n/a	n/a	n/a	n/a
M-1W	6/26/06 11:00 AM	n/a	n/a	n/a	n/a	n/a	0.013	n/a
M-2E	Not Sampled	n/a	n/a	n/a	n/a	n/a	n/a	n/a
Mortandad below Effluent Canyon	6/28/2006 9:40:00 AM and 6/29/2006 4:10:00 PM	n/a	n/a	n/a	n/a	n/a	Not measured	n/a
TS-1W	Not Sampled	n/a	n/a	n/a	n/a	n/a	n/a	n/a
TS-2E	Not Sampled	n/a	n/a	n/a	n/a	n/a	n/a	n/a
Spring								
Pine Rock Spring	7/7/06 9:46 AM	n/a	n/a	n/a	n/a	n/a	n/a	n/a

Table 2.0-1 (continued)

Location Name	Sample Collection Date and Time	Port Common Name	Port Depth (ft)	Screened Interval (ft)	Top Screen Depth (ft)	Bottom Screen Depth (ft)	Instantaneous Stream Flow (ft ³ /s) or Water Level (ft)	Water-Level Method
Alluvial Groundwater								
CDBO-1	Not Sampled	Single completion	5.1	8	5.1	13.1	n/a	n/a
CDBO-2	Not Sampled	Single completion	5.9	12	5.9	17.9	n/a	n/a
CDBO-3	Not Sampled	Single completion	4.4	8	4.4	12.4	n/a	n/a
CDBO-4	Not Sampled	Single completion	4.1	8	4.1	12.1	n/a	n/a
CDBO-5	Not Sampled	Single completion	7	10	7	17	n/a	n/a
CDBO-6	Not Sampled	Single completion	34	10	34	44	n/a	n/a
CDBO-7	Not Sampled	Single completion	29	10	29	39	n/a	n/a
CDBO-8	Not Sampled	Single completion	3	10	3	13	n/a	n/a
CDBO-9	Not Sampled	Single completion	19	10	19	29	n/a	n/a
MCA-1	7/6/06 8:17 AM	Single completion	2.4	3	2.4	5.4	7067.47	Manual
MCA-1	7/12/06 12:01 AM	Single completion	2.4	3	2.4	5.4	7067.71	Transducer
MCA-1	7/13/06 10:36 AM	Single completion	2.4	3	2.4	5.4	7067.65	Manual
MCA-2	Not Sampled	Single completion	45	15	45	60	n/a	n/a
MCA-5	Not Sampled	Single completion	1.75	4	1.75	5.75	n/a	n/a
MCO-0.6	7/10/06 12:01 AM	Single completion	1.05	2	1.05	3.05	7188.35	Transducer
MCO-0.6	7/13/06 9:54 AM	Single completion	1.05	2	1.05	3.05	7187.96	Manual
MCO-2	6/26/06 10:08 AM	Single completion	2	7	2	9	Dry above top of pump	Manual
MCO-2	7/6/06 8:54 AM	Single completion	2	7	2	9	7134.19	Manual
MCO-2	7/10/06 12:01 AM	Single completion	2	7	2	9	7134.15	Transducer
MCO-2	7/13/06 10:58 AM	Single completion	2	7	2	9	Dry above top of pump	Manual

Table 2.0-1 (continued)

Location Name	Sample Collection Date and Time	Port Common Name	Port Depth (ft)	Screened Interval (ft)	Top Screen Depth (ft)	Bottom Screen Depth (ft)	Instantaneous Stream Flow (ft ³ /s) or Water Level (ft)	Water-Level Method
Alluvial Groundwater (continued)								
MCO-3	6/26/06 9:46 AM	Single completion	2	10	2	12	7047.05	Manual
MCO-4B	6/27/06 12:01 AM	Single completion	8.9	20	8.9	28.9	6858.66	Transducer
MCO-4B	7/6/06 11:32 AM	Single completion	8.9	20	8.9	28.9	6858.57	Manual
MCO-5	Not Sampled	Single completion	21	25	21	46	n/a	n/a
MCO-6	7/6/06 12:01 AM	Single completion	27	20	27	47	6809.18	Transducer
MCO-6	7/17/06 10:00 AM	Single completion	27	20	27	47	6809.23	Manual
MCO-7	7/5/06 11:02 AM	Single completion	39	30	39	69	6785.55	Manual
MCO-7	7/6/06 12:01 AM	Single completion	39	30	39	69	6785.56	Transducer
MCO-7	7/10/06 12:17 PM	Single completion	39	30	39	69	6785.86	Manual
MCO-7	7/17/06 1:53 PM	Single completion	39	30	39	69	6786.76	Manual
MCO-7.5	7/10/06 12:01 AM	Single completion	35	25	35	60	6762.93	Transducer
MCO-7.5	7/11/06 2:00 PM	Single completion	35	25	35	60	6762.92	Manual
MT-2	Not Sampled	Single completion	44	20	44	64	n/a	n/a
MT-3	6/29/06 12:01 AM	Single completion	44	20	44	64	6747.1	Transducer
MT-3	7/11/06 1:06 PM	Single completion	44	20	44	64	6744.96	Manual
MT-4	Not Sampled	Single completion	54	10	54	64	n/a	n/a
TSCA-6	Not Sampled	Single completion	16.2	4.7	16.2	20.9	n/a	n/a
TSWB-6	Not Sampled	Single completion	25	10	25	35	n/a	n/a

Table 2.0-1 (continued)

Location Name	Sample Collection Date and Time	Port Common Name	Port Depth (ft)	Screened Interval (ft)	Top Screen Depth (ft)	Bottom Screen Depth (ft)	Instantaneous Stream Flow (ft ³ /s) or Water Level (ft)	Water-Level Method
Intermediate-perched Groundwater								
MCOBT-4.4	Not Sampled	Single completion	485.4	38.6	485.4	524	n/a	n/a
MCOI-4	6/27/06 12:01 AM	Single completion	499	23.1	498.9	522	6317.22	Transducer
MCOI-4	6/28/06 12:01 AM	Single completion	499	23.1	498.9	522	6317.58	Transducer
MCOI-4	7/3/06 12:01 AM	Single completion	499	23.1	498.9	522	6318.38	Transducer
MCOI-4	7/11/06 9:50 AM	Single completion	499	23.1	498.9	522	6318.2	Manual
MCOI-5	6/26/06 12:01 AM	Single completion	689	9.96	689.04	699	6129.93	Transducer
MCOI-5	7/18/06 9:35 AM	Single completion	689	9.96	689.04	699	6129.74	Manual
MCOI-6	6/29/06 12:01 AM	Single completion	686	22.3	686	708.3	6146.2	Transducer
MCOI-8	6/30/06 7:01 AM	Single completion	665	9.96	665	674.96	Water collected from well sump	n/a
Regional Groundwater								
R-1	7/6/06 12:01 AM	Single completion	1031.1	26.3	1031.12	1057.42	5878.44	Transducer
R-13	7/3/06 12:01 AM	Single completion	958.3	60.39	958.33	1018.72	5836.1	Transducer
R-14	6/26/06 12:00 PM	MP1A	1204.5	32.6	1200.6	1233.2	5882.54	Transducer
R-14	6/28/06 1:00 PM	MP2A	1288.5	6.6	1286.5	1293.1	5882.14	Transducer
R-15	7/3/06 12:01 AM	Single completion	958.6	61.7	958.6	1020.3	5849.24	Transducer
R-16	7/13/06 12:00 PM	MP2A	866.1	7.5	863.4	870.9	5641.48	Transducer
R-16	7/12/06 12:01 AM	MP3A	1018.4	7.6	1014.8	1022.4	5556.48	Transducer
R-16	7/13/06 10:00 AM	MP4A	1238	7.6	1237	1244.6	5545.87	Transducer

Table 2.0-1 (continued)

Location Name	Sample Collection Date and Time	Port Common Name	Port Depth (ft)	Screened Interval (ft)	Top Screen Depth (ft)	Bottom Screen Depth (ft)	Instantaneous Stream Flow (ft ³ /s) or Water Level (ft)	Water-Level Method
Regional Groundwater (continued)								
R-21	7/7/06 12:01 AM	Single completion	888.8	18	888.8	906.8	5853.92	Transducer
R-28	7/5/06 12:01 AM	Single completion	934.3	23.8	934.3	958.1	5838.55	Transducer
R-33	7/5/06 12:00 PM	MP1A	995.5	23	995.5	1018.5	Not available water level composite of two screens	n/a
R-33	7/5/06 12:00 PM	MP2A	1112.4	9.9	1112.4	1122.3	Not available water level composite of two screens	n/a
R-34	7/17/06 12:01 AM	Single completion	895.15	22.9	883.7	906.6	5835.19	Transducer
TW-8	6/27/06 12:01 AM	Single completion	953	112	953	1065	5874.5	Transducer
TW-8	6/28/06 12:01 AM	Single completion	953	112	953	1065	5874.53	Transducer

* n/a = Not applicable.

**Table 3.4-1
Observations and Deviations**

Location	Deviation	Cause	Impact	Comments
CDBO-1, CDBO-2, CDBO-3, CDBO-4, CDBO-5, CDBO-6, CDBO-7, CDBO-8, CDBO-9, E-1FW, M-1E, M-2E, MCA-2, MCA-5, MCO-2, MCO-5, MCOI-8, R-33 (screen 1), and R-33 (screen 2), TS-1W, TS-2E, TSCA-6 and TSWB-6	No sample(s) or partial sample(s) collected.	Locations did not have sufficient water required for sampling.	No data	Data will be collected for following periodic monitoring report (PMR).
E-1E, E-1W, M-1W, MCA-1, MCO-0.6, MCO-2, MCO-4B, MCO-6, MCO-7, MCO-7.5, MCOI-4, MCOI-5, MCOI-6, MT-3, Mortandad below Effluent Canyon, Pine Rock Spring, R-1, R-13, R-14, R-15, R-16, R-28, R-33, R-34 and TW-8	Dioxin data late from analytical laboratory.	Analytical laboratory subcontracted all dioxin analyses. The subcontractor was unable to deliver all dioxin data on time. Due to these performance issues, the analytical laboratory has since changed subcontractors.	Data not included in this PMR.	Data to be included in subsequent PMR.
E-1E	Water taken from pool instead of source.	Low flow	None	Sample is acceptable
E-1E, MCO-4B, Middle Sandia Canyon at terminus of persistent baseflow, R-14 and R-16 MCOI-5, R-13, R-14 and R-16 MCOI-6	General Inorganic data late from analytical laboratory. Metals data late from analytical laboratory. Semivolatile organic data late from analytical laboratory.	Additional information or reanalysis was requested because of problems with the reported analytical data causing delays in the data reloading process. The data reloading process is being redesigned to be more responsive.	Data not included in this PMR.	Data to be included in subsequent PMR.
E-1W	No radiochemistry data.	Sample broken during shipping.	No data	Data will be collected for subsequent PMR.
E-1W, M-1W, and R-34	All data late from analytical laboratory.	The sole-source analytical laboratory for high explosives (required by the Consent Order) experienced an equipment malfunction which caused delays in data package reporting for all locations requiring high explosives analyses.	Data not included in this PMR.	Data to be included in subsequent PMR.

Table 3.4-1 (continued)

Location	Deviation	Cause	Impact	Comments
MCOBT-4.4	No samples collected	Pump malfunction	No data	Data will be collected for subsequent PMR.
MCOI-4, MCOI-6, R-28 and R-34	Hexavalent chromium late from laboratory.	Analytical results were delayed by instrument failures and the lack of an automated electronic data deliverable. The analytical laboratory contracted for these specialty analyses is currently the only outside source available.	Data not included in this PMR	Data to be included in subsequent PMR.
MCOI-8	Only metals and general inorganic data reported from the analytical laboratory.	Location did not have sufficient water required for sampling. Only metals and general inorganic samples were able to be collected.	Data not included in this PMR	Data to be included in subsequent PMR.
MT-2, MT-3, or MT-4	None	MT-3 sampled	None	Only one location required.
Pine Rock Spring and R-34	Data not released by owner.	Location on San Ildefonso property.	Data not included in this PMR	Data to be included in PMR following release.
Pine Rock Spring	No semivolatile organic data available.	Analytical laboratory failed to follow procedures and accidentally spiked the only semivolatile sample bottle.	No semivolatile data	Data will be collected for subsequent PMR.
TW-8	Tritium data obtained from duplicate sample.	Sample broken during shipping.	None	Duplicate sample was acceptable.

**Table 4.2-1
Cleanup Standards, Risk-Based Screening Levels and Risk-based Cleanup Levels for
Groundwater and Surface Water at Los Alamos National Laboratory**

Standard Type	Groundwater	Surface Water
DOE Biota Concentration Guide (BCG)		x
DOE 100 mrem Public Dose Derived Concentration Guide (DCG)	x	
DOE 4 mrem Drinking Water DCG	x	
EPA Maximum Contaminant Level (MCL)	x	
EPA Secondary Maximum Contaminant Level (SMCL)	x	
EPA Region 6 Tap Water Screening Level	x	
NMEIB Radiation Protection Standards	x	x
New Mexico Water Quality Control Commission (NMWQCC) Fisheries Standards Chronic		x
NMWQCC Fisheries Standards Chronic, Hardness = 100 mg/L		x
NMWQCC Groundwater Standard (NMGS)	x	
NMWQCC Livestock Watering Standard		x
NMWQCC Wildlife Habitat Standard		x
NMWQCC Human Health Standard Ephemeral		x
NMWQCC Human Health Standard Perennial		x

**Table 6.3-1
Data Gaps**

Data Gap	Impact	Resolution
Samples not collected due to lack of water	No data available for this PMR	Continue to monitor locations per IFGMP
Data not available due to delays at analytical laboratory	No data available for this PMR	Data will be reported in subsequent PMR
Sample bottle(s) broken during shipment	No data available for this PMR	Continue to monitor location(s) per IFGMP
Data not released by owner	No data available for this PMR	Data will be reported in subsequent PMR

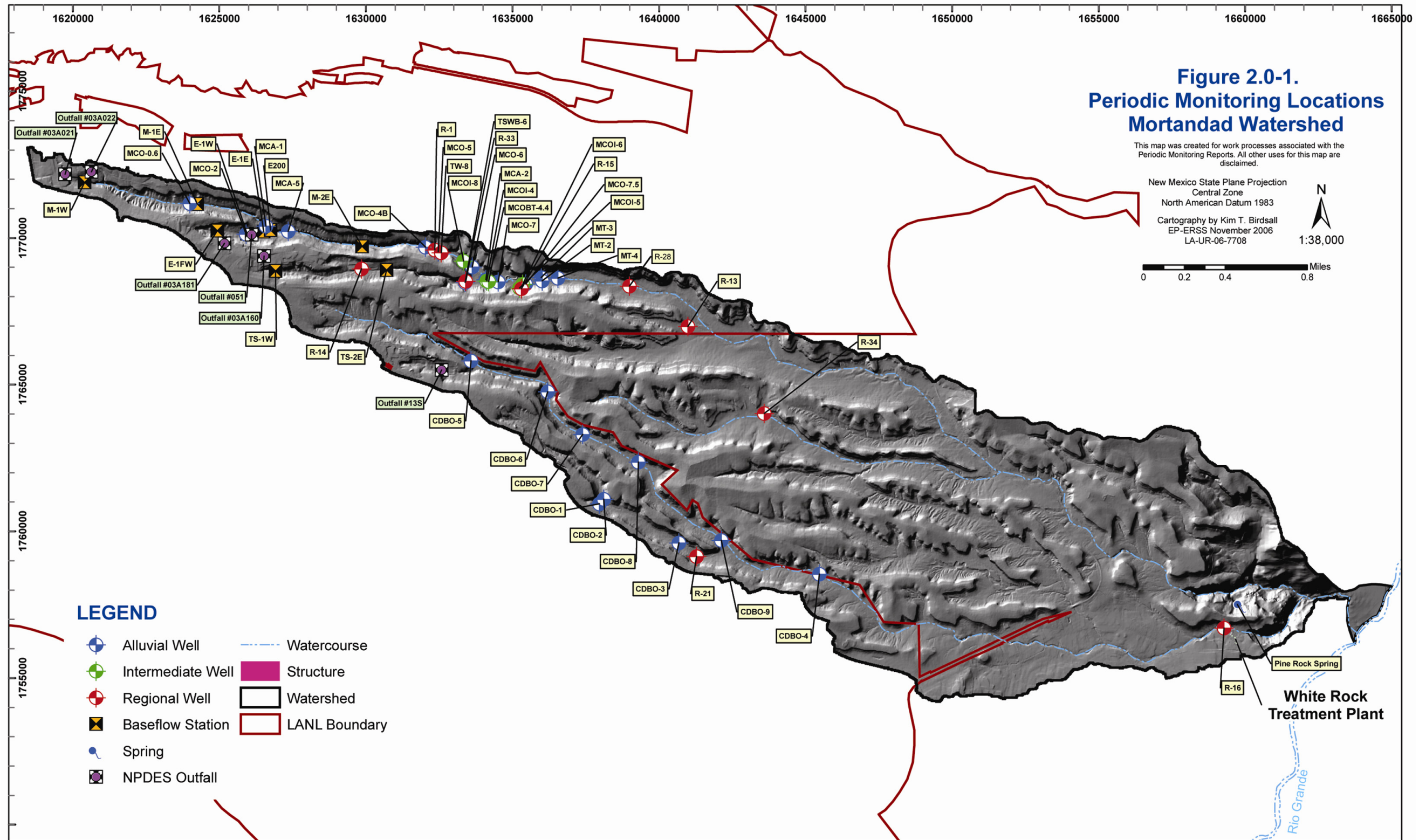


Figure 2.0-1. Watershed map with monitored locations

This page intentionally left blank.

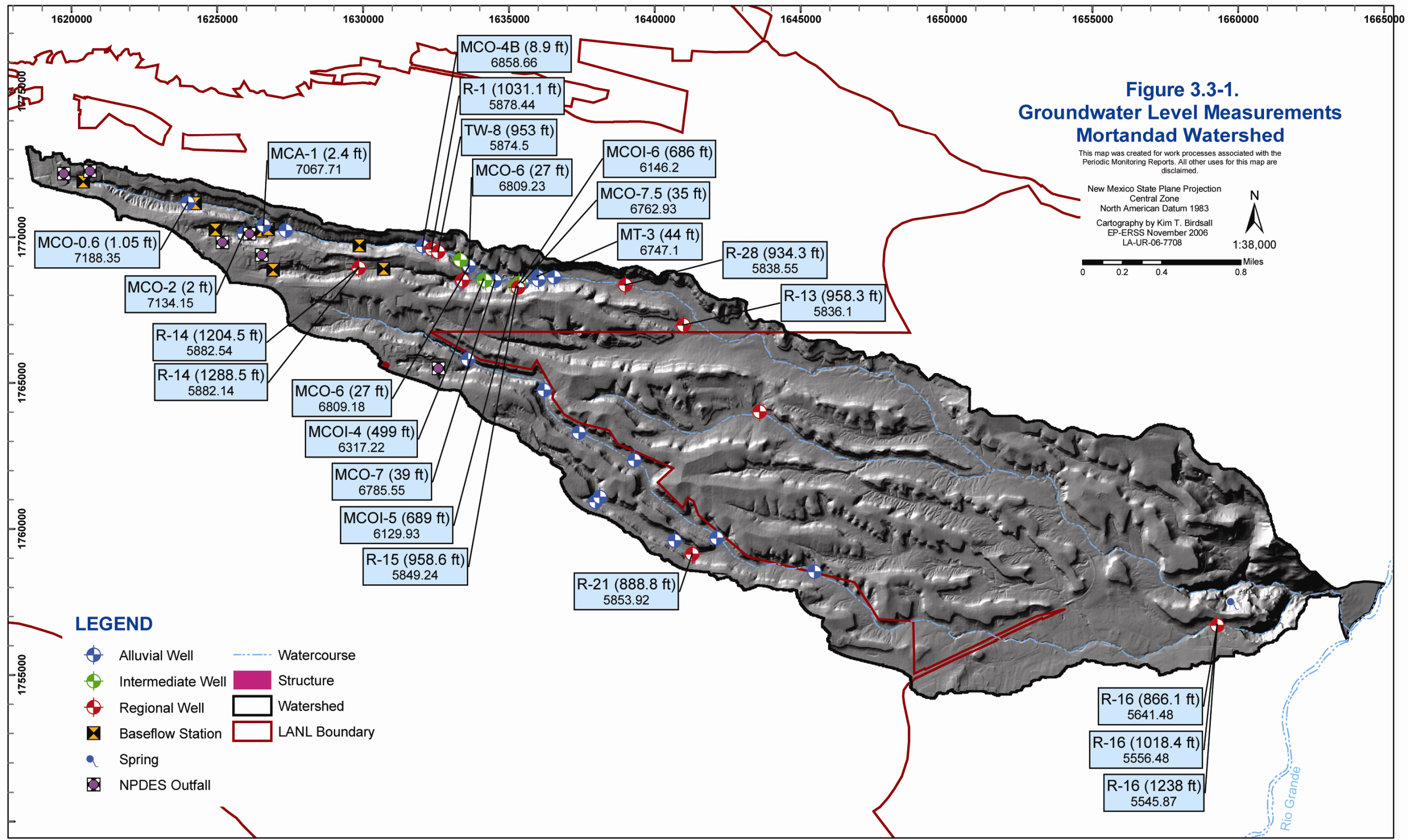


Figure 3.3-1. Surface water analytical results

This page intentionally left blank.

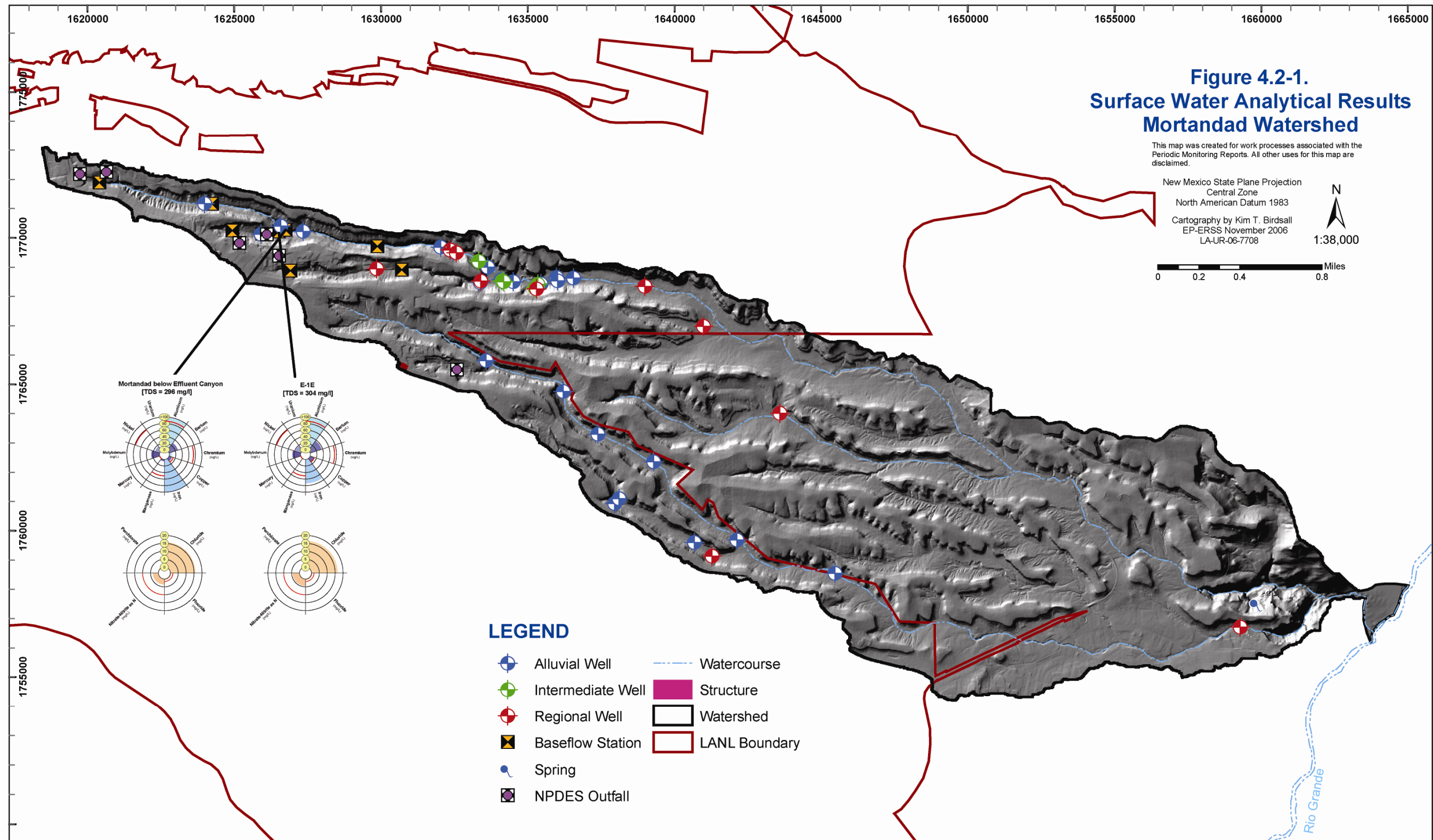


Figure 4.2-1. Groundwater analytical results

This page intentionally left blank.

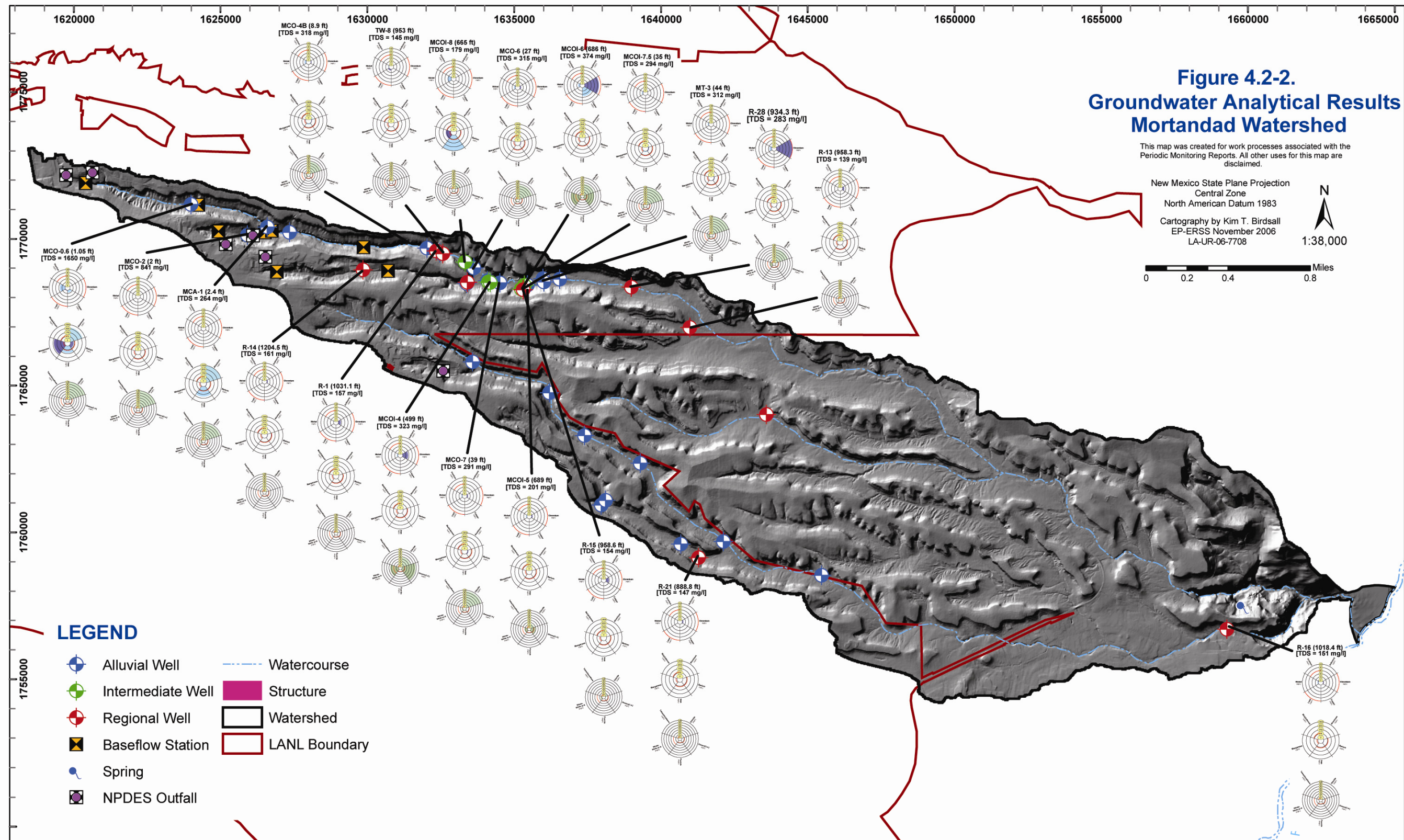


Figure 4.2-1. Groundwater level measurements

This page intentionally left blank.

Appendix A

Mortandad Watershed Conceptual Model

This appendix contains the conceptual model as described in Table A-3 of the 2006 IFWGMP (LANL 2006, IFWGMP).

**Table A-1
Mortandad Watershed Conceptual Model**

Conceptual Model Element	Characteristic	Description
Surface Water	Flow	<p>Mortandad Canyon and its tributaries are ephemeral. With the exception of gaging station E200, which measures flow created by discharge of treated effluent from the TA-50 RLWTF, all other gaging stations measured flow only in response to precipitation. In the period 1995–2002, gage E200 measured flow 64% of the year, where the other gages (E202, E203, E204) measured no flow.</p> <p>Operating NPDES-permitted outfalls associated with Mortandad Canyon include 051 associated with the TA-50 RLWTF; 03A-021 associated with the CMR Laboratory at TA-03; 03A-022 associated with the Sigma Building at TA-03; 03A-045 associated with the Rad Chem Laboratory at TA-48; 03A-160 associated with Antares Target Hall at TA-35; 03A-181 associated with a utility building at TA-55; and 04A-166 associated with water supply well Pajarito Mesa #5.</p> <p>Cañada del Buey within the Laboratory boundary is ephemeral in character, based on flow data from three gages; E218, E230, and E225. In the period from 1995 to 2002, the number of days of flow per year ranged from 38 at the gage near TA-46 to zero near MDA G. Cañada del Buey east of the Laboratory has effluent-supported flow from the Los Alamos County sewage treatment plant in White Rock, which discharges into Cañada del Buey about 2 mi upstream of its confluence with Mortandad Canyon, and results in effluent-supported surface flow that regularly extends to the Rio Grande.</p> <p>Operational NPDES-permitted outfalls associated with Cañada del Buey include 13S associated with the TA-46 Sanitary Wastewater Systems Consolidation (SWSC) Plant (effluent is sampled at 13S but not discharged; all SWSC effluent is routed to TA-03) and 04A-118 associated with water supply well Pajarito Mesa #4.</p>
	Quality	Key contaminants include americium-241, plutonium-238, plutonium-239/240, strontium-90, fluorine, nitrate, and perchlorate.
Springs	Name	No springs are present in the Mortandad Canyon.
	Quality	Not applicable

Table A-1 (continued)

Conceptual Model Element	Characteristic	Description
Alluvial Groundwater	Extent	<p>Based on water levels observed in Mortandad Canyon alluvial wells, a saturated zone in the alluvium extends downstream from the TA-50 RLWTF outfall for approximately 2.2 mi. The easternmost extent of saturation in the alluvium is estimated near wells MCO-8 and MCO-8.2.</p> <p>In Cañada del Buey, nine alluvial wells were installed, but only two occasionally contain groundwater.</p>
	Depth/Thickness	<p>The saturated portion of the Mortandad Canyon alluvium is generally less than 10 ft thick and there is considerable variation in saturated thickness depending on the amount of precipitation and runoff in any particular year. Groundwater flow velocity in the alluvium varies from about 60 ft/day in the upper canyon to about 7 ft/day in the lower canyon and has been estimated to be 30 to 40 ft/day between MCO-5 and MCO-8.2.</p>
	Quality	<p>Key contaminants include americium-241, gross alpha, gross beta, plutonium-238, plutonium-239/240, strontium-90, H-3, fluorine, nitrate, and perchlorate. Effluent releases have had a major impact on water quality.</p>
Intermediate Groundwater	Extent/Hydrology	<p>Perched groundwater was encountered during drilling of R-15 and MCOBT-4.4 in two different stratigraphic levels within the Cerros del Rio basalt. The lateral extent of these intermediate depth perched zones is unknown.</p>
	Depth/Thickness	<p>At MCOBT-4.4, a single screen set in a perched zone within the upper Puye Formation/Cerros del Rio basalt at a depth of 524 ft below ground surface (bgs). In R-15, perched groundwater was encountered at a depth of 646 ft bgs in the lower portion of the Cerros del Rio basalt.</p>
	Quality	<p>Key contaminants include nitrate, chromium, and perchlorate. Water quality shows the impact of historical effluent releases.</p>

Table A-1 (continued)

Conceptual Model Element	Characteristic	Description
Regional Aquifer	Depth/Hydrology	<p>The regional water table occurs within the Puye Formation in the Mortandad Canyon watershed. In Ten Site Canyon, approximately 3700 ft west of the confluence with Mortandad Canyon, the regional aquifer was encountered at a depth of 1182 ft in well R-14. In Test Well 8, located in Mortandad Canyon approximately 1300 ft west of the confluence with Ten Site Canyon, the regional aquifer occurs at a depth of 994 ft. The regional aquifer was encountered at a depth of 964 ft in R-15, located in Mortandad Canyon approximately 2000 ft east of the confluence with Ten Site Canyon. In well R-13, located approximately 5800 ft east-southeast of R-15, the regional aquifer was encountered at a depth of 833 ft.</p> <p>Flow in the regional aquifer is generally west to east with some deviation due to pumping the Pajarito Mesa well field. However, the flow tends to come back toward the east due to pumping of other wells. Average flow velocity for the regional aquifer in the vicinity of Mortandad Canyon is estimated to be about 95 ft/yr.</p>
	Quality	<p>Wells R-13 and R-14 have not shown contamination in the regional aquifer during drilling and/or subsequent characterization sampling. Key contaminants include perchlorate in well R-15.</p>
Contaminants	Potential Sources	<p>A description of potential release sites (PRSs) in the Mortandad watershed is provided in Work Plan for Mortandad Canyon. The canyon passes through or is adjacent to current Laboratory Technical Areas (TAs) 03, 05, 35, 46, 48, 50, 51, 52, 54, 55, 59, 60, and 63.</p> <p>PRSs in Cañada del Buey are provided in the "Work Plan for Sandia Canyon and Cañada del Buey." Cañada del Buey has been a buffer zone for surface and subsurface material disposal areas at TA-54 and for effluent disposal, mostly from former TA-04. It also received discharges from TA-46, -51, and -52.</p> <p>Outfall discharges into Mortandad Canyon are described in the "Work Plan for Mortandad Canyon." Mortandad Canyon and its tributaries have received effluent from the Laboratory since the early 1950s. Outfall discharges into the Cañada del Buey drainage are described in the Work Plan for Sandia Canyon and Cañada del Buey. Cañada del Buey received effluent from the Laboratory from the 1950s to the 1990s.</p>

This page intentionally left blank.

Appendix B

*Field Parameter Results
(Including This Periodic Monitoring and Last Three Events)*

Table B-1
Field Parameter Monitoring Results

Location	Depth (ft)	Date	Fld Matrix	Analyte	Result	Units	Sample
Middle Sandia Canyon at terminus of persistent baseflow	n/a ^a	07/12/06	WP ^b	Dissolved Oxygen	6.1	mg/L	FU060600PMSC01
Middle Sandia Canyon at terminus of persistent baseflow	n/a	07/12/06	WP	Specific Conductance	497	µS/cm	FU060600PMSC01
Middle Sandia Canyon at terminus of persistent baseflow	n/a	07/12/06	WP	Temperature	19.4	C	FU060600PMSC01
Middle Sandia Canyon at terminus of persistent baseflow	n/a	07/12/06	WP	Turbidity	4.38	NTU ^c	FU060600PMSC01
Middle Sandia Canyon at terminus of persistent baseflow	n/a	07/12/06	WP	pH	7.93	SU ^d	FU060600PMSC01
R-11	855	04/20/06	WG ^e	Alkalinity-CO3+HCO3	114	mg/L	FU06040G11R01
R-11	855	02/03/06	WG	Alkalinity-CO3+HCO3	63	mg/L	FU06010G11R01
R-11	855	11/08/05	WG	Alkalinity-CO3+HCO3	64.5	mg/L	FU05110G11R01
R-11	855	02/03/06	WG	Iron	10	µg/L	FU06010G11R01
R-11	855	11/08/05	WG	Iron	0	µg/L	FU05110G11R01
R-11	855	04/20/06	WG	Specific Conductance	206	µS/cm	FU06040G11R01
R-11	855	02/03/06	WG	Specific Conductance	178	µS/cm	FU06010G11R01
R-11	855	11/08/05	WG	Specific Conductance	205	µS/cm	FU05110G11R01
R-11	855	04/20/06	WG	pH	8.04	SU	FU06040G11R01
R-11	855	02/03/06	WG	pH	7.9	SU	FU06010G11R01
R-11	855	11/08/05	WG	pH	8.13	SU	FU05110G11R01
R-12	468.1	02/02/06	WG	Alkalinity-CO3+HCO3	34	mg/L	FU0601G12R101
R-12	507	02/01/06	WG	Alkalinity-CO3+HCO3	64	mg/L	FU0601G12R201
R-12	810.8	01/31/06	WG	Alkalinity-CO3+HCO3	124	mg/L	FU0601G12R301
R-12	468.1	07/11/06	WG	Specific Conductance	117	µS/cm	FU06050G12R101
R-12	468.1	02/02/06	WG	Specific Conductance	118.9	µS/cm	FU0601G12R101
R-12	468.1	06/30/05	WG	Specific Conductance	140.6	µS/cm	FU0506G12R102

Table B-1 (continued)

Location	Depth (ft)	Date	Flid Matrix	Analyte	Result	Units	Sample
R-12	468.1	06/16/05	WG	Specific Conductance	132.2	μS/cm	FU0506G12R101
R-12	507	07/12/06	WG	Specific Conductance	139.7	μS/cm	FU06050G12R201
R-12	507	02/01/06	WG	Specific Conductance	139.9	μS/cm	FU0601G12R201
R-12	507	08/01/02	WG	Specific Conductance	160	μS/cm	FU0207G12R201
R-12	810.8	01/31/06	WG	Specific Conductance	293	μS/cm	FU0601G12R301
R-12	810.8	06/20/05	WG	Specific Conductance	314	μS/cm	FU0506G12R301
R-12	468.1	07/11/06	WG	Temperature	21.9	C	FU06050G12R101
R-12	468.1	02/02/06	WG	Temperature	17.5	C	FU0601G12R101
R-12	468.1	06/30/05	WG	Temperature	25.5	C	FU0506G12R102
R-12	468.1	06/16/05	WG	Temperature	23.1	C	FU0506G12R101
R-12	507	07/12/06	WG	Temperature	25.8	C	FU06050G12R201
R-12	507	02/01/06	WG	Temperature	16.9	C	FU0601G12R201
R-12	507	08/01/02	WG	Temperature	25.1	C	FU0207G12R201
R-12	810.8	01/31/06	WG	Temperature	20.4	C	FU0601G12R301
R-12	810.8	06/20/05	WG	Temperature	25	C	FU0506G12R301
R-12	810.8	08/01/02	WG	Temperature	23	C	FU0207G12R301
R-12	468.1	07/11/06	WG	Turbidity	1.06	NTU	FU06050G12R101
R-12	468.1	02/02/06	WG	Turbidity	0.88	NTU	FU0601G12R101
R-12	468.1	06/30/05	WG	Turbidity	34	NTU	FU0506G12R102
R-12	468.1	07/31/02	WG	Turbidity	3.69	NTU	FU0207G12R101
R-12	507	07/12/06	WG	Turbidity	0.86	NTU	FU06050G12R201
R-12	507	02/01/06	WG	Turbidity	0.47	NTU	FU0601G12R201
R-12	507	08/01/02	WG	Turbidity	0.65	NTU	FU0207G12R201
R-12	810.8	01/31/06	WG	Turbidity	0.59	NTU	FU0601G12R301
R-12	810.8	06/20/05	WG	Turbidity	0.63	NTU	FU0506G12R301

Table B-1 (continued)

Location	Depth (ft)	Date	Fld Matrix	Analyte	Result	Units	Sample
R-12	810.8	08/01/02	WG	Turbidity	3.16	NTU	FU0207G12R301
R-12	468.1	07/11/06	WG	pH	9.03	SU	FU06050G12R101
R-12	468.1	02/02/06	WG	pH	8.96	SU	FU0601G12R101
R-12	468.1	06/30/05	WG	pH	8.28	SU	FU0506G12R102
R-12	468.1	06/16/05	WG	pH	8.93	SU	FU0506G12R101
R-12	507	07/12/06	WG	pH	8.96	SU	FU06050G12R201
R-12	507	02/01/06	WG	pH	9.1	SU	FU0601G12R201
R-12	507	08/01/02	WG	pH	9.32	SU	FU0207G12R201
R-12	810.8	01/31/06	WG	pH	8.05	SU	FU0601G12R301
R-12	810.8	06/20/05	WG	pH	8.22	SU	FU0506G12R301
Sandia below Wetlands	n/a	07/12/06	WP	Dissolved Oxygen	7.02	mg/L	FU060600P12301
Sandia below Wetlands	n/a	05/17/06	WP	Dissolved Oxygen	6.23	mg/L	FN060500P12301
Sandia below Wetlands	n/a	06/08/05	WS ^f	Dissolved Oxygen	7.85	mg/L	FU05060P12301
Sandia below Wetlands	n/a	07/12/06	WP	Specific Conductance	5.44	μS/cm	FU060600P12301
Sandia below Wetlands	n/a	05/17/06	WP	Specific Conductance	579	μS/cm	FN060500P12301
Sandia below Wetlands	n/a	06/08/05	WS	Specific Conductance	672	μS/cm	FU05060P12301
Sandia below Wetlands	n/a	06/07/04	WS	Specific Conductance	627	μS/cm	FU04060W12301
Sandia below Wetlands	n/a	07/24/03	WS	Specific Conductance	936	μS/cm	FU03070W12301
Sandia below Wetlands	n/a	07/12/06	WP	Temperature	21.8	C	FU060600P12301
Sandia below Wetlands	n/a	05/17/06	WP	Temperature	15	C	FN060500P12301
Sandia below Wetlands	n/a	06/08/05	WS	Temperature	16.7	C	FU05060P12301
Sandia below Wetlands	n/a	06/07/04	WS	Temperature	16.2	C	FU04060W12301
Sandia below Wetlands	n/a	07/24/03	WS	Temperature	20.1	C	FU03070W12301
Sandia below Wetlands	n/a	07/12/06	WP	Turbidity	15.1	NTU	FU060600P12301
Sandia below Wetlands	n/a	05/17/06	WP	Turbidity	19.5	NTU	FN060500P12301
Sandia below Wetlands	n/a	06/08/05	WS	Turbidity	41.3	NTU	FU05060P12301

Table B-1 (continued)

Location	Depth (ft)	Date	Fld Matrix	Analyte	Result	Units	Sample
Sandia below Wetlands	n/a	06/07/04	WS	Turbidity	9.99	NTU	FU04060W12301
Sandia below Wetlands	n/a	07/24/03	WS	Turbidity	9.99	NTU	FU03070W12301
Sandia below Wetlands	n/a	07/12/06	WP	pH	7.71	SU	FU060600P12301
Sandia below Wetlands	n/a	05/17/06	WP	pH	7.89	SU	FN060500P12301
Sandia below Wetlands	n/a	06/08/05	WS	pH	7.99	SU	FU05060P12301
Sandia below Wetlands	n/a	06/07/04	WS	pH	7.77	SU	FU04060W12301
Sandia below Wetlands	n/a	07/24/03	WS	pH	7.9	SU	FU03070W12301
South Fork of Sandia Canyon at E122	n/a	06/29/06	WP	Dissolved Oxygen	4.93	mg/L	FU060600PSFS01
South Fork of Sandia Canyon at E122	n/a	05/17/06	WP	Dissolved Oxygen	5.75	mg/L	FN060500PSFS01
South Fork of Sandia Canyon at E122	n/a	06/29/06	WP	Instantaneous Stream Flow	0.057		FN060600PSFS01
South Fork of Sandia Canyon at E122	n/a	05/17/06	WP	Instantaneous Stream Flow	0.045		FN060500PSFS01
South Fork of Sandia Canyon at E122	n/a	06/29/06	WP	Specific Conductance	385	µS/cm	FU060600PSFS01
South Fork of Sandia Canyon at E122	n/a	05/17/06	WP	Specific Conductance	359	µS/cm	FN060500PSFS01
South Fork of Sandia Canyon at E122	n/a	06/29/06	WP	Temperature	19	C	FU060600PSFS01
South Fork of Sandia Canyon at E122	n/a	05/17/06	WP	Temperature	16.3	C	FN060500PSFS01
South Fork of Sandia Canyon at E122	n/a	06/29/06	WP	Turbidity	2.43	NTU	FU060600PSFS01
South Fork of Sandia Canyon at E122	n/a	05/17/06	WP	Turbidity	4.18	NTU	FN060500PSFS01
South Fork of Sandia Canyon at E122	n/a	06/29/06	WP	pH	8.36	SU	FU060600PSFS01

Table B-1 (continued)

Location	Depth (ft)	Date	Fld Matrix	Analyte	Result	Units	Sample
South Fork of Sandia Canyon at E122	n/a	05/17/06	WP	pH	8.25	SU	FN060500PSFS01

^a n/a = Not applicable.

^b WP = Persistent Water—Flowing water that is present as a result of storm runoff, snow melt, effluent, or base flow.

^c NTU = nephelometric turbidity unit.

^d SU = standard unit.

^e WG = Ground Water—Includes water that is pumped by wells and flows out through springs.

^f WS = Base Flow—Persistent stream flow, but not necessarily perennial water. This stream flow is present for periods of weeks or longer. The water source may be effluent discharge or shallow groundwater that discharges in canyons.

This page intentionally left blank.

Appendix C

*Groundwater Level Measurements
(Including This Periodic Monitoring and Last Three Events)*

Table C-1
Groundwater Level Measurements

Location	Port Depth (ft)	Screen Interval (ft)	Top Depth (ft)	Bottom Depth (ft)	Inner Diam (in)	Outer Diam (in)	Method	Measurement Date	Water Level (ft)
MCA-1	2.4	3	2.4	5.4	1	1.7	Manual	07/13/06	7067.65
MCA-1	2.4	3	2.4	5.4	1	1.7	Transducer	07/12/06	7067.71
MCA-1	2.4	3	2.4	5.4	1	1.7	Manual	07/06/06	7067.47
MCA-1	2.4	3	2.4	5.4	1	1.7	Manual	09/01/05	7067.56
MCO-0.6	1.05	2	1.05	3.05	2	2.25	Manual	07/13/06	7187.96
MCO-0.6	1.05	2	1.05	3.05	2	2.25	Transducer	07/10/06	7188.35
MCO-0.6	1.05	2	1.05	3.05	2	2.25	Manual	05/22/06	7184.99
MCO-0.6	1.05	2	1.05	3.05	2	2.25	Manual	02/17/06	7185.48
MCO-0.6	1.05	2	1.05	3.05	2	2.25	Manual	11/29/05	7187.17
MCO-0.6	1.05	2	1.05	3.05	2	2.25	Transducer	09/19/05	7186.91
MCO-2	2	7	2	9	2	2.5	Transducer	07/10/06	7134.15
MCO-2	2	7	2	9	2	2.5	Manual	07/06/06	7134.19
MCO-3	2	10	2	12	3	3.5	Manual	06/26/06	7047.05
MCO-3	2	10	2	12	3	3.5	Manual	03/08/06	7046.35
MCO-3	2	10	2	12	3	3.5	Manual	02/17/06	7046.63
MCO-4B	8.9	20	8.9	28.9	2	2.5	Manual	07/06/06	6858.57
MCO-4B	8.9	20	8.9	28.9	2	2.5	Transducer	06/27/06	6858.66
MCO-4B	8.9	20	8.9	28.9	2	2.5	Manual	02/14/06	6858.68
MCO-4B	8.9	20	8.9	28.9	2	2.5	Transducer	02/06/06	6858.79
MCO-4B	8.9	20	8.9	28.9	2	2.5	Manual	11/28/05	6871.31
MCO-4B	8.9	20	8.9	28.9	2	2.5	Manual	11/21/05	6872.09
MCO-4B	8.9	20	8.9	28.9	2	2.5	Transducer	10/03/05	6875.9
MCO-4B	8.9	20	8.9	28.9	2	2.5	Transducer	09/14/05	6872.59
MCO-4B	8.9	20	8.9	28.9	2	2.5	Transducer	08/08/05	6860.14
MCO-4B	8.9	20	8.9	28.9	2	2.5	Transducer	05/23/05	6871.09
MCO-6	27	20	27	47	4	4.5	Manual	07/17/06	6809.23

Table C-1 (continued)

Location	Port Depth (ft)	Screen Interval (ft)	Top Depth (ft)	Bottom Depth (ft)	Inner Diam (in)	Outer Diam (in)	Method	Measurement Date	Water Level (ft)
MCO-6	27	20	27	47	4	4.5	Transducer	07/06/06	6809.18
MCO-6	27	20	27	47	4	4.5	Manual	05/15/06	6809.24
MCO-6	27	20	27	47	4	4.5	Transducer	05/12/06	6809.15
MCO-6	27	20	27	47	4	4.5	Manual	02/14/06	6811.45
MCO-6	27	20	27	47	4	4.5	Transducer	02/08/06	6812.09
MCO-6	27	20	27	47	4	4.5	Manual	11/28/05	6816.58
MCO-6	27	20	27	47	4	4.5	Transducer	10/04/05	6815.54
MCO-6	27	20	27	47	4	4.5	Transducer	09/14/05	6813.46
MCO-6	27	20	27	47	4	4.5	Transducer	08/10/05	6812.56
MCO-7	39	30	39	69	3	3.5	Manual	07/17/06	6786.76
MCO-7	39	30	39	69	3	3.5	Manual	07/10/06	6785.86
MCO-7	39	30	39	69	3	3.5	Transducer	07/06/06	6785.56
MCO-7	39	30	39	69	3	3.5	Manual	07/05/06	6785.55
MCO-7	39	30	39	69	3	3.5	Manual	05/15/06	6784.27
MCO-7	39	30	39	69	3	3.5	Transducer	05/12/06	6784.34
MCO-7	39	30	39	69	3	3.5	Transducer	02/08/06	6789.67
MCO-7	39	30	39	69	3	3.5	Transducer	10/06/05	6791.09
MCO-7	39	30	39	69	3	3.5	Transducer	09/14/05	6790.9
MCO-7	39	30	39	69	3	3.5	Transducer	08/08/05	6789.7
MCO-7.5	35	25	35	60	4	4.5	Manual	07/11/06	6762.92
MCO-7.5	35	25	35	60	4	4.5	Transducer	07/10/06	6762.93
MCO-7.5	35	25	35	60	4	4.5	Manual	05/16/06	6764.04
MCO-7.5	35	25	35	60	4	4.5	Manual	02/13/06	6767.27
MCO-7.5	35	25	35	60	4	4.5	Manual	11/28/05	6767.7
MCO-7.5	35	25	35	60	4	4.5	Transducer	09/13/05	6768.21

Table C-1 (continued)

Location	Port Depth (ft)	Screen Interval (ft)	Top Depth (ft)	Bottom Depth (ft)	Inner Diam (in)	Outer Diam (in)	Method	Measurement Date	Water Level (ft)
MCOI-4	499	23.1	498.9	522	4.5	5.56	Manual	07/11/06	6318.2
MCOI-4	499	23.1	498.9	522	4.5	5.56	Transducer	07/03/06	6318.38
MCOI-4	499	23.1	498.9	522	4.5	5.56	Transducer	06/28/06	6317.58
MCOI-4	499	23.1	498.9	522	4.5	5.56	Transducer	06/27/06	6317.22
MCOI-4	499	23.1	498.9	522	4.5	5.56	Transducer	06/20/06	6317.25
MCOI-4	499	23.1	498.9	522	4.5	5.56	Manual	05/11/06	6317.01
MCOI-4	499	23.1	498.9	522	4.5	5.56	Manual	04/07/06	6317.04
MCOI-4	499	23.1	498.9	522	4.5	5.56	Manual	02/03/06	6317.72
MCOI-5	689	9.96	689.04	699	4.5	5.56	Transducer	06/26/06	6129.93
MCOI-5	689	9.96	689.04	699	4.5	5.56	Manual	03/28/06	6131.07
MCOI-5	689	9.96	689.04	699	4.5	5.56	Manual	03/22/06	6131.95
MCOI-5	689	9.96	689.04	699	4.5	5.56	Manual	02/03/06	6130.73
MCOI-6	686	22.3	686	708.3	4.5	5.56	Transducer	06/29/06	6146.2
MCOI-6	686	22.3	686	708.3	4.5	5.56	Manual	02/22/06	6147.91
MCOI-6	686	22.3	686	708.3	4.5	5.56	Transducer	01/31/06	6146.77
MCOI-6	686	22.3	686	708.3	4.5	5.56	Transducer	09/01/05	6147.25
MCOI-6	686	22.3	686	708.3	4.5	5.56	Manual	08/19/05	6147.18
MCOI-6	686	22.3	686	708.3	4.5	5.56	Manual	06/15/05	6147.7
MCOI-8	665	9.96	665	674.96	4.46	5.27	Manual	02/25/05	6184.37
MT-3	44	20	44	64	2	2.25	Manual	07/11/06	6744.96
MT-3	44	20	44	64	2	2.25	Transducer	06/29/06	6747.1
MT-3	44	20	44	64	2	2.25	Manual	05/16/06	6751.11
MT-3	44	20	44	64	2	2.25	Manual	02/13/06	6752.2
MT-3	44	20	44	64	2	2.25	Manual	11/28/05	6752.28
MT-3	44	20	44	64	2	2.25	Transducer	09/13/05	6752.24
R-1	1031.1	26.3	1031.12	1057.42	4.5	5.27	Transducer	07/06/06	5878.44

Table C-1 (continued)

Location	Port Depth (ft)	Screen Interval (ft)	Top Depth (ft)	Bottom Depth (ft)	Inner Diam (in)	Outer Diam (in)	Method	Measurement Date	Water Level (ft)
R-1	1031.1	26.3	1031.12	1057.42	4.5	5.27	Transducer	04/19/06	5879.07
R-1	1031.1	26.3	1031.12	1057.42	4.5	5.27	Manual	02/22/06	5879.28
R-1	1031.1	26.3	1031.12	1057.42	4.5	5.27	Transducer	01/25/06	5878.86
R-1	1031.1	26.3	1031.12	1057.42	4.5	5.27	Transducer	11/28/05	5879.47
R-1	1031.1	26.3	1031.12	1057.42	4.5	5.27	Transducer	09/12/05	5879.1
R-1	1031.1	26.3	1031.12	1057.42	4.5	5.27	Manual	08/02/05	5879.05
R-1	1031.1	26.3	1031.12	1057.42	4.5	5.27	Transducer	05/19/05	5879.62
R-1	1031.1	26.3	1031.12	1057.42	4.5	5.27	Manual	02/08/05	5879.89
R-1	1031.1	26.3	1031.12	1057.42	4.5	5.27	Manual	02/07/05	5879.95
R-13	958.3	60.39	958.33	1018.72	4.5	5.56	Transducer	07/03/06	5836.1
R-13	958.3	60.39	958.33	1018.72	4.5	5.56	Manual	02/23/06	5836.67
R-13	958.3	60.39	958.33	1018.72	4.5	5.56	Transducer	02/02/06	5836.79
R-13	958.3	60.39	958.33	1018.72	4.5	5.56	Transducer	09/01/05	5836.34
R-13	958.3	60.39	958.33	1018.72	4.5	5.56	Manual	08/02/05	5836.35
R-13	958.3	60.39	958.33	1018.72	4.5	5.56	Transducer	05/26/05	5836.78
R-13	958.3	60.39	958.33	1018.72	4.5	5.56	Manual	03/10/05	5837.19
R-13	958.3	60.39	958.33	1018.72	4.5	5.56	Transducer	03/10/05	5837.03
R-14	1204.5	32.6	1200.6	1233.2	4.5	5.56	Transducer	06/26/06	5882.54
R-14	1204.5	32.6	1200.6	1233.2	4.5	5.56	Transducer	01/24/06	5883.54
R-14	1204.5	32.6	1200.6	1233.2	4.5	5.56	Transducer	05/11/05	5883.68
R-14	1204.5	32.6	1200.6	1233.2	4.5	5.56	Transducer	05/10/05	5883.88
R-14	1204.5	32.6	1200.6	1233.2	4.5	5.56	Transducer	10/28/04	5883.74
R-14	1204.5	32.6	1200.6	1233.2	4.5	5.56	Transducer	07/12/04	5883.21
R-14	1204.5	32.6	1200.6	1233.2	4.5	5.56	Transducer	02/10/04	5884.09
R-14	1204.5	32.6	1200.6	1233.2	4.5	5.56	Transducer	02/09/04	5884.07
R-14	1288.5	6.6	1286.5	1293.1	4.5	5.56	Transducer	06/28/06	5882.14

November 2006

C-4

EP2006-0973

Periodic Monitoring Report for Morandad Watershed

Table C-1 (continued)

Location	Port Depth (ft)	Screen Interval (ft)	Top Depth (ft)	Bottom Depth (ft)	Inner Diam (in)	Outer Diam (in)	Method	Measurement Date	Water Level (ft)
R-14	1288.5	6.6	1286.5	1293.1	4.5	5.56	Transducer	01/25/06	5883.34
R-14	1288.5	6.6	1286.5	1293.1	4.5	5.56	Transducer	05/13/05	5883.08
R-14	1288.5	6.6	1286.5	1293.1	4.5	5.56	Transducer	05/12/05	5883.08
R-14	1288.5	6.6	1286.5	1293.1	4.5	5.56	Transducer	11/03/04	5883.36
R-14	1288.5	6.6	1286.5	1293.1	4.5	5.56	Transducer	07/14/04	5882.54
R-14	1288.5	6.6	1286.5	1293.1	4.5	5.56	Transducer	02/18/04	5883.5
R-14	1288.5	6.6	1286.5	1293.1	4.5	5.56	Transducer	02/17/04	5883.43
R-14	1288.5	6.6	1286.5	1293.1	4.5	5.56	Transducer	02/11/04	5883.48
R-15	958.6	61.7	958.6	1020.3	4.5	5.5	Transducer	07/03/06	5849.24
R-15	958.6	61.7	958.6	1020.3	4.5	5.5	Manual	02/22/06	5851.07
R-15	958.6	61.7	958.6	1020.3	4.5	5.5	Transducer	01/30/06	5851.06
R-15	958.6	61.7	958.6	1020.3	4.5	5.5	Transducer	08/31/05	5850.22
R-15	958.6	61.7	958.6	1020.3	4.5	5.5	Manual	08/01/05	5850.15
R-15	958.6	61.7	958.6	1020.3	4.5	5.5	Transducer	05/25/05	5851.06
R-15	958.6	61.7	958.6	1020.3	4.5	5.5	Manual	03/09/05	5851.1
R-15	958.6	61.7	958.6	1020.3	4.5	5.5	Transducer	03/09/05	5850.78
R-16	866.1	7.5	863.4	870.9	4.5	5.56	Transducer	07/13/06	5641.48
R-16	866.1	7.5	863.4	870.9	4.5	5.56	Transducer	06/13/05	5642.22
R-16	866.1	7.5	863.4	870.9	4.5	5.56	Transducer	12/02/04	5642.89
R-16	866.1	7.5	863.4	870.9	4.5	5.56	Transducer	05/18/04	5642.54
R-16	866.1	7.5	863.4	870.9	4.5	5.56	Transducer	05/12/04	5642.36
R-16	866.1	7.5	863.4	870.9	4.5	5.56	Transducer	03/16/04	5643.62
R-16	1018.4	7.6	1014.8	1022.4	4.5	5.56	Transducer	07/12/06	5556.48
R-16	1018.4	7.6	1014.8	1022.4	4.5	5.56	Transducer	06/13/05	5558.07
R-16	1018.4	7.6	1014.8	1022.4	4.5	5.56	Transducer	12/06/04	5558.97
R-16	1018.4	7.6	1014.8	1022.4	4.5	5.56	Transducer	12/03/04	5559.32

Table C-1 (continued)

Location	Port Depth (ft)	Screen Interval (ft)	Top Depth (ft)	Bottom Depth (ft)	Inner Diam (in)	Outer Diam (in)	Method	Measurement Date	Water Level (ft)
R-16	1018.4	7.6	1014.8	1022.4	4.5	5.56	Transducer	10/14/04	5558.14
R-16	1018.4	7.6	1014.8	1022.4	4.5	5.56	Transducer	05/13/04	5558.24
R-16	1018.4	7.6	1014.8	1022.4	4.5	5.56	Transducer	03/17/04	5559.39
R-16	1018.4	7.6	1014.8	1022.4	4.5	5.56	Transducer	03/16/04	5559.53
R-16	1238	7.6	1237	1244.6	4.5	5.56	Transducer	07/13/06	5545.87
R-16	1238	7.6	1237	1244.6	4.5	5.56	Transducer	06/14/05	5547.81
R-16	1238	7.6	1237	1244.6	4.5	5.56	Transducer	12/07/04	5547.81
R-16	1238	7.6	1237	1244.6	4.5	5.56	Transducer	10/18/04	5547.26
R-16	1238	7.6	1237	1244.6	4.5	5.56	Transducer	05/13/04	5547.56
R-16	1238	7.6	1237	1244.6	4.5	5.56	Transducer	03/19/04	5548.67
R-16	1238	7.6	1237	1244.6	4.5	5.56	Transducer	03/18/04	5548.55
R-21	888.8	18	888.8	906.8	6	6.88	Transducer	07/07/06	5853.92
R-21	888.8	18	888.8	906.8	6	6.88	Manual	05/18/06	5853.99
R-21	888.8	18	888.8	906.8	6	6.88	Manual	11/09/05	5854.07
R-21	888.8	18	888.8	906.8	6	6.88	Transducer	06/06/05	5854.48
R-21	888.8	18	888.8	906.8	6	6.88	Manual	05/23/05	5854.36
R-28	934.3	23.8	934.3	958.1	4.47	5.27	Transducer	07/05/06	5838.55
R-28	934.3	23.8	934.3	958.1	4.47	5.27	Transducer	04/19/06	5839.1
R-28	934.3	23.8	934.3	958.1	4.47	5.27	Manual	02/23/06	5839.01
R-28	934.3	23.8	934.3	958.1	4.47	5.27	Transducer	01/26/06	5839.14
R-28	934.3	23.8	934.3	958.1	4.47	5.27	Transducer	11/10/05	5838.77
R-28	934.3	23.8	934.3	958.1	4.47	5.27	Transducer	09/01/05	5838.82
R-28	934.3	23.8	934.3	958.1	4.47	5.27	Manual	08/02/05	5838.77
R-28	934.3	23.8	934.3	958.1	4.47	5.27	Transducer	05/20/05	5839.15
R-28	934.3	23.8	934.3	958.1	4.47	5.27	Manual	02/14/05	5839.23
Test Well 8	953	112	953	1065	8	8.5	Transducer	06/28/06	5874.53

November 2006

C-6

EP2006-0973

Periodic Monitoring Report for Morandad Watershed

Table C-1 (continued)

Location	Port Depth (ft)	Screen Interval (ft)	Top Depth (ft)	Bottom Depth (ft)	Inner Diam (in)	Outer Diam (in)	Method	Measurement Date	Water Level (ft)
Test Well 8	953	112	953	1065	8	8.5	Transducer	06/27/06	5874.5
Test Well 8	953	112	953	1065	8	8.5	Manual	02/22/06	5875.29
Test Well 8	953	112	953	1065	8	8.5	Transducer	01/24/06	5874.98
Test Well 8	953	112	953	1065	8	8.5	Transducer	10/03/05	5875
Test Well 8	953	112	953	1065	8	8.5	Manual	08/01/05	5875.12
Test Well 8	953	112	953	1065	8	8.5	Manual	03/28/05	5880.96
Test Well 8	953	112	953	1065	8	8.5	Transducer	03/28/05	5876.03
Test Well 8	953	112	953	1065	8	8.5	Manual	06/16/04	5875.5
Test Well 8	953	112	953	1065	8	8.5	Transducer	07/31/03	5875.54
Test Well 8	953	112	953	1065	8	8.5	Transducer	11/18/02	5875.38
Test Well 8	953	112	953	1065	8	8.5	Transducer	08/21/02	5875.2
Test Well 8	953	112	953	1065	8	8.5	Transducer	05/17/02	5875.42
Test Well 8	953	112	953	1065	8	8.5	Transducer	11/06/01	5875.85
Test Well 8	953	112	953	1065	8	8.5	Transducer	10/05/01	5876.15
Test Well 8	953	112	953	1065	8	8.5	Transducer	10/04/01	5876.03
Test Well 8	953	112	953	1065	8	8.5	Transducer	07/30/01	5876.07
Test Well 8	953	112	953	1065	8	8.5	Transducer	03/22/01	5875.73
Test Well 8	953	112	953	1065	8	8.5	Transducer	12/11/00	5875.73
Test Well 8	953	112	953	1065	8	8.5	Transducer	09/13/00	5875.15
Test Well 8	953	112	953	1065	8	8.5	Transducer	05/02/00	5876.1
Test Well 8	953	112	953	1065	8	8.5	Transducer	11/15/96	5878.63
Test Well 8	953	112	953	1065	8	8.5	Transducer	09/30/96	5878.89
Test Well 8	953	112	953	1065	8	8.5	Transducer	07/23/96	5878.61
Test Well 8	953	112	953	1065	8	8.5	Transducer	02/13/96	5878.6
Test Well 8	953	112	953	1065	8	8.5	Transducer	01/29/96	5879.22
Test Well 8	953	112	953	1065	8	8.5	Transducer	07/17/95	5879.75

Table C-1 (continued)

Location	Port Depth (ft)	Screen Interval (ft)	Top Depth (ft)	Bottom Depth (ft)	Inner Diam (in)	Outer Diam (in)	Method	Measurement Date	Water Level (ft)
Test Well 8	953	112	953	1065	8	8.5	Transducer	11/03/94	5880.78
Test Well 8	953	112	953	1065	8	8.5	Transducer	10/21/94	5880.02
Test Well 8	953	112	953	1065	8	8.5	Transducer	05/26/94	5881.08
MCO-6	27	20	27	47	4	4.5	Transducer	07/06/06	6809.18

Appendix D

Analytical Results
(Including This Periodic Monitoring and Last Three Events)

This appendix contains three tables: analytical data for the last 4 monitoring events, when available, for all periodic monitoring locations within the watershed (D-1); applicable regulatory standards, cleanup levels, cleanup goals and background concentrations for groundwater (D-2) and for surface water (D-3); and data quality exceptions and effects pertinent to this periodic monitoring event (D-4).

This page intentionally left blank.

**Table D-1
Analytical Results**

Location	Depth (ft)	Date	Fid Matrix	Fid Prep	Lab Sample Type	Fid QC	Suite	Method	Analyte	Symbol	Result	1-sigma TPU	MDA	MDL	Units	Lab Qual	Indep Qual	Lab
E-1E	— ^a	06/28/06	WS ^b	F ^c	CS ^d	—	Inorg ^e	310.1	Alkalinity-CO3+HCO3	—	175	—	—	0.725	mg/L	—	—	GELC
E-1E	—	04/29/05	WS	F	CS	—	Inorg	310.1	Alkalinity-CO3+HCO3	—	102	—	—	1.45	mg/L	—	—	GELC
E-1E	—	06/28/06	WS	UF ^f	CS	—	Inorg	310.1	Alkalinity-CO3+HCO3	—	175	—	—	0.725	mg/L	—	—	GELC
E-1E	—	09/12/05	WS	UF	CS	—	Inorg	310.1	Alkalinity-CO3+HCO3	—	141	—	—	1.45	mg/L	—	—	GELC
E-1E	—	04/29/05	WS	UF	CS	—	Inorg	310.1	Alkalinity-CO3+HCO3	—	74.4	—	—	1.45	mg/L	—	—	GELC
E-1E	—	06/28/06	WS	F	CS	—	Inorg	300	Bromide	—	0.16	—	—	0.066	mg/L	J ^g	—	GELC
E-1E	—	04/29/05	WS	F	CS	—	Inorg	300	Bromide	< ^h	0.041	—	—	0.041	mg/L	U ⁱ	—	GELC
E-1E	—	06/28/06	WS	UF	CS	—	Inorg	300	Bromide	<	0.066	—	—	0.066	mg/L	U	—	GELC
E-1E	—	09/12/05	WS	UF	CS	—	Inorg	300	Bromide	—	0.133	—	—	0.041	mg/L	J	—	GELC
E-1E	—	04/29/05	WS	UF	CS	—	Inorg	300	Bromide	<	0.041	—	—	0.041	mg/L	U	—	GELC
E-1E	—	06/28/06	WS	F	CS	—	Inorg	6010	Calcium	—	21.1	—	—	0.036	mg/L	—	—	GELC
E-1E	—	09/12/05	WS	F	CS	—	Inorg	6010	Calcium	—	13	—	—	0.036	mg/L	—	—	GELC
E-1E	—	04/29/05	WS	F	CS	—	Inorg	200.7	Calcium	—	18	—	—	0.036	mg/L	—	—	GELC

Table D-1 (continued)

Location	Depth (ft)	Date	Fid Matrix	Fid Prep	Lab Sample Type	Fid QC	Suite	Method	Analyte	Symbol	Result	1-sigma TPU	MDA	MDL	Units	Lab Qual	Indep Qual	Lab
E-1E	—	06/28/06	WS	UF	CS	—	Inorg	6010	Calcium	—	21.7	—	—	0.036	mg/L	—	—	GELC
E-1E	—	09/12/05	WS	UF	CS	—	Inorg	6010	Calcium	—	14	—	—	0.036	mg/L	—	—	GELC
E-1E	—	04/29/05	WS	UF	CS	—	Inorg	200.7	Calcium	—	18.9	—	—	0.036	mg/L	—	—	GELC
E-1E	—	06/28/06	WS	F	CS	—	Inorg	300	Chloride	—	16.5	—	—	0.066	mg/L	—	—	GELC
E-1E	—	04/29/05	WS	F	CS	—	Inorg	300	Chloride	—	39	—	—	0.265	mg/L	—	—	GELC
E-1E	—	06/28/06	WS	UF	CS	—	Inorg	300	Chloride	—	16.5	—	—	0.066	mg/L	—	—	GELC
E-1E	—	09/12/05	WS	UF	CS	—	Inorg	300	Chloride	—	14	—	—	0.053	mg/L	—	—	GELC
E-1E	—	04/29/05	WS	UF	CS	—	Inorg	300	Chloride	—	38.3	—	—	0.265	mg/L	—	—	GELC
E-1E	—	06/28/06	WS	F	CS	—	Inorg	300	Fluoride	—	0.397	—	—	0.033	mg/L	—	—	GELC
E-1E	—	04/29/05	WS	F	CS	—	Inorg	300	Fluoride	—	0.534	—	—	0.03	mg/L	—	—	GELC
E-1E	—	06/28/06	WS	UF	CS	—	Inorg	300	Fluoride	—	0.383	—	—	0.033	mg/L	—	—	GELC
E-1E	—	09/12/05	WS	UF	CS	—	Inorg	300	Fluoride	—	0.376	—	—	0.03	mg/L	—	—	GELC
E-1E	—	04/29/05	WS	UF	CS	—	Inorg	300	Fluoride	—	0.48	—	—	0.03	mg/L	—	—	GELC
E-1E	—	06/28/06	WS	F	CS	—	Inorg	A2340	Hardness	—	66.8	—	—	0.085	mg/L	—	—	GELC

Table D-1 (continued)

Location	Depth (ft)	Date	Fid Matrix	Fid Prep	Lab Sample Type	Fid QC	Suite	Method	Analyte	Symbol	Result	1-sigma TPU	MDA	MDL	Units	Lab Qual	Indep Qual	Lab
E-1E	—	09/12/05	WS	F	CS	—	Inorg	A2340	Hardness	—	41.7	—	—	0.085	mg/L	—	—	GELC
E-1E	—	04/29/05	WS	F	CS	—	Inorg	A2340	Hardness	—	59.9	—	—	0.085	mg/L	—	—	GELC
E-1E	—	06/28/06	WS	UF	CS	—	Inorg	A2340	Hardness	—	69.6	—	—	0.085	mg/L	—	—	GELC
E-1E	—	09/12/05	WS	UF	CS	—	Inorg	A2340	Hardness	—	45.3	—	—	0.085	mg/L	—	—	GELC
E-1E	—	04/29/05	WS	UF	CS	—	Inorg	A2340	Hardness	—	63.8	—	—	0.085	mg/L	—	—	GELC
E-1E	—	06/28/06	WS	F	CS	—	Inorg	6010	Magnesium	—	3.46	—	—	0.085	mg/L	—	—	GELC
E-1E	—	09/12/05	WS	F	CS	—	Inorg	6010	Magnesium	—	2.23	—	—	0.085	mg/L	—	—	GELC
E-1E	—	04/29/05	WS	F	CS	—	Inorg	200.7	Magnesium	—	3.66	—	—	0.085	mg/L	—	—	GELC
E-1E	—	06/28/06	WS	UF	CS	—	Inorg	6010	Magnesium	—	3.75	—	—	0.085	mg/L	—	—	GELC
E-1E	—	09/12/05	WS	UF	CS	—	Inorg	6010	Magnesium	—	2.51	—	—	0.085	mg/L	—	—	GELC
E-1E	—	04/29/05	WS	UF	CS	—	Inorg	200.7	Magnesium	—	4.06	—	—	0.085	mg/L	—	—	GELC
E-1E	—	06/28/06	WS	F	CS	—	Inorg	353.1	Nitrate-Nitrite as N	—	4.28	—	—	0.014	mg/L	—	—	GELC
E-1E	—	09/12/05	WS	F	CS	—	Inorg	353.1	Nitrate-Nitrite as N	—	1.57	—	—	0.17	mg/L	—	—	GELC
E-1E	—	04/29/05	WS	F	CS	—	Inorg	353.1	Nitrate-Nitrite as N	—	0.32	—	—	0.003	mg/L	—	—	GELC

Table D-1 (continued)

Location	Depth (ft)	Date	Fid Matrix	Fid Prep	Lab Sample Type	Fid QC	Suite	Method	Analyte	Symbol	Result	1-sigma TPU	MDA	MDL	Units	Lab Qual	Indep Qual	Lab
E-1E	—	06/28/06	WS	UF	CS	—	Inorg	353.1	Nitrate-Nitrite as N	—	4.09	—	—	0.014	mg/L	—	—	GELC
E-1E	—	04/29/05	WS	UF	CS	—	Inorg	353.1	Nitrate-Nitrite as N	—	0.235	—	—	0.003	mg/L	—	J	GELC
E-1E	—	06/28/06	WS	F	CS	—	Inorg	6850	Perchlorate	—	0.14	—	—	0.05	µg/L	J	—	GELC
E-1E	—	06/28/06	WS	F	CS	—	Inorg	314.0	Perchlorate	<	4	—	—	4	µg/L	U	—	GELC
E-1E	—	09/12/05	WS	F	CS	—	Inorg	314.0	Perchlorate	<	4	—	—	4	µg/L	U	—	GELC
E-1E	—	09/12/05	WS	F	CS	—	Inorg	6850	Perchlorate	<	0.05	—	—	0.05	µg/L	U	—	GELC
E-1E	—	04/29/05	WS	F	CS	—	Inorg	314.0	Perchlorate	<	4	—	—	4	µg/L	U	—	GELC
E-1E	—	04/29/05	WS	F	CS	—	Inorg	6850	Perchlorate	—	0.388	—	—	0.05	µg/L	—	J	GELC
E-1E	—	06/28/06	WS	F	CS	—	Inorg	6010	Potassium	—	9.05	—	—	0.05	mg/L	—	—	GELC
E-1E	—	09/12/05	WS	F	CS	—	Inorg	6010	Potassium	—	7.21	—	—	0.05	mg/L	—	—	GELC
E-1E	—	04/29/05	WS	F	CS	—	Inorg	200.7	Potassium	—	12.3	—	—	0.05	mg/L	—	—	GELC
E-1E	—	06/28/06	WS	UF	CS	—	Inorg	6010	Potassium	—	9.4	—	—	0.05	mg/L	—	—	GELC
E-1E	—	09/12/05	WS	UF	CS	—	Inorg	6010	Potassium	—	7.62	—	—	0.05	mg/L	—	—	GELC
E-1E	—	04/29/05	WS	UF	CS	—	Inorg	200.7	Potassium	—	13.5	—	—	0.05	mg/L	—	—	GELC

Table D-1 (continued)

Location	Depth (ft)	Date	Fid Matrix	Fid Prep	Lab Sample Type	Fid QC	Suite	Method	Analyte	Symbol	Result	1-sigma TPU	MDA	MDL	Units	Lab Qual	Indep Qual	Lab
E-1E	—	06/28/06	WS	F	CS	—	Inorg	6010	Silicon Dioxide	—	36.4	—	—	0.032	mg/L	—	J	GELC
E-1E	—	09/12/05	WS	F	CS	—	Inorg	6010	Silicon Dioxide	—	27.4	—	—	0.032	mg/L	—	—	GELC
E-1E	—	04/29/05	WS	F	CS	—	Inorg	200.7	Silicon Dioxide	—	51.6	—	—	0.032	mg/L	—	—	GELC
E-1E	—	06/28/06	WS	UF	CS	—	Inorg	6010	Silicon Dioxide	—	46	—	—	0.032	mg/L	—	J	GELC
E-1E	—	09/12/05	WS	UF	CS	—	Inorg	6010	Silicon Dioxide	—	33.9	—	—	0.032	mg/L	—	—	GELC
E-1E	—	04/29/05	WS	UF	CS	—	Inorg	200.7	Silicon Dioxide	—	63	—	—	0.032	mg/L	—	J	GELC
E-1E	—	06/28/06	WS	F	CS	—	Inorg	6010	Sodium	—	68.6	—	—	0.045	mg/L	—	—	GELC
E-1E	—	09/12/05	WS	F	CS	—	Inorg	6010	Sodium	—	82.7	—	—	0.045	mg/L	—	—	GELC
E-1E	—	04/29/05	WS	F	CS	—	Inorg	200.7	Sodium	—	47.9	—	—	0.045	mg/L	—	—	GELC
E-1E	—	06/28/06	WS	UF	CS	—	Inorg	6010	Sodium	—	68.9	—	—	0.045	mg/L	—	—	GELC
E-1E	—	09/12/05	WS	UF	CS	—	Inorg	6010	Sodium	—	76.2	—	—	0.045	mg/L	—	—	GELC
E-1E	—	04/29/05	WS	UF	CS	—	Inorg	200.7	Sodium	—	51.3	—	—	0.045	mg/L	—	—	GELC
E-1E	—	06/28/06	WS	F	CS	—	Inorg	120.1	Specific Conductance	—	463	—	—	1	uS/cm	—	—	GELC
E-1E	—	04/29/05	WS	F	CS	—	Inorg	9050	Specific Conductance	—	363	—	—	1	uS/cm	—	—	GELC

Table D-1 (continued)

Location	Depth (ft)	Date	Fid Matrix	Fid Prep	Lab Sample Type	Fid QC	Suite	Method	Analyte	Symbol	Result	1-sigma TPU	MDA	MDL	Units	Lab Qual	Indep Qual	Lab
E-1E	—	06/28/06	WS	UF	CS	—	Inorg	120.1	Specific Conductance	—	454	—	—	1	uS/cm	—	—	GELC
E-1E	—	09/12/05	WS	UF	CS	—	Inorg	120.1	Specific Conductance	—	326	—	—	1	uS/cm	—	—	GELC
E-1E	—	04/29/05	WS	UF	CS	—	Inorg	9050	Specific Conductance	—	363	—	—	1	uS/cm	—	—	GELC
E-1E	—	06/28/06	WS	F	CS	—	Inorg	300	Sulfate	—	10.3	—	—	0.1	mg/L	—	—	GELC
E-1E	—	04/29/05	WS	F	CS	—	Inorg	300	Sulfate	—	13.7	—	—	0.057	mg/L	—	—	GELC
E-1E	—	06/28/06	WS	UF	CS	—	Inorg	300	Sulfate	—	10.3	—	—	0.1	mg/L	—	—	GELC
E-1E	—	09/12/05	WS	UF	CS	—	Inorg	300	Sulfate	—	13.9	—	—	0.057	mg/L	—	—	GELC
E-1E	—	04/29/05	WS	UF	CS	—	Inorg	300	Sulfate	—	13.7	—	—	0.057	mg/L	—	—	GELC
E-1E	—	06/28/06	WS	UF	CS	—	Inorg	160.2	Suspended Sediment Concentration	—	3.25	—	—	1.43	mg/L	J	—	GELC
E-1E	—	09/12/05	WS	UF	CS	—	Inorg	160.2	Suspended Sediment Concentration	—	32.9	—	—	0.997	mg/L	—	—	GELC
E-1E	—	04/29/05	WS	UF	CS	—	Inorg	160.2	Suspended Sediment Concentration	—	120	—	—	2.28	mg/L	—	—	GELC
E-1E	—	04/29/05	WS	UF	RE	—	Inorg	160.2	Suspended Sediment Concentration	—	146	—	—	2.28	mg/L	—	—	GELC

Table D-1 (continued)

Location	Depth (ft)	Date	Fid Matrix	Fid Prep	Lab Sample Type	Fid QC	Suite	Method	Analyte	Symbol	Result	1-sigma TPU	MDA	MDL	Units	Lab Qual	Indep Qual	Lab
E-1E	—	06/28/06	WS	F	CS	—	Inorg	160.1	Total Dissolved Solids	—	304	—	—	2.38	mg/L	—	—	GELC
E-1E	—	04/29/05	WS	F	CS	—	Inorg	160.1	Total Dissolved Solids	—	240	—	—	2.38	mg/L	—	—	GELC
E-1E	—	06/28/06	WS	UF	CS	—	Inorg	160.1	Total Dissolved Solids	—	333	—	—	2.38	mg/L	—	—	GELC
E-1E	—	09/12/05	WS	UF	CS	—	Inorg	160.1	Total Dissolved Solids	—	258	—	—	2.38	mg/L	—	—	GELC
E-1E	—	04/29/05	WS	UF	CS	—	Inorg	160.1	Total Dissolved Solids	—	257	—	—	2.38	mg/L	—	—	GELC
E-1E	—	06/28/06	WS	F	CS	—	Inorg	351.2	Total Kjeldahl Nitrogen	—	1.16	—	—	0.01	mg/L	—	—	GELC
E-1E	—	06/28/06	WS	UF	CS	—	Inorg	351.2	Total Kjeldahl Nitrogen	—	1.15	—	—	0.01	mg/L	—	—	GELC
E-1E	—	09/12/05	WS	UF	CS	—	Inorg	351.2	Total Kjeldahl Nitrogen	—	0.869	—	—	0.01	mg/L	—	J ⁺	GELC
E-1E	—	04/29/05	WS	UF	CS	—	Inorg	351.2	Total Kjeldahl Nitrogen	—	0.206	—	—	0.01	mg/L	—	JN ^{-k}	GELC
E-1E	—	06/28/06	WS	UF	CS	—	Inorg	9060	Total Organic Carbon	—	3.67	—	—	0.33	mg/L	—	—	GELC
E-1E	—	09/12/05	WS	UF	CS	—	Inorg	9060	Total Organic Carbon	—	6.54	—	—	0.074	mg/L	—	—	GELC
E-1E	—	04/29/05	WS	UF	CS	—	Inorg	9060	Total Organic Carbon	—	6.23	—	—	0.074	mg/L	—	—	GELC
E-1E	—	06/28/06	WS	F	CS	—	Inorg	365.4	Total Phosphate as Phosphorus	—	0.16	—	—	0.01	mg/L	—	—	GELC
E-1E	—	09/12/05	WS	F	CS	—	Inorg	365.4	Total Phosphate as Phosphorus	<	0.195	—	—	0.01	mg/L	—	U	GELC

Table D-1 (continued)

Location	Depth (ft)	Date	Fid Matrix	Fid Prep	Lab Sample Type	Fid QC	Suite	Method	Analyte	Symbol	Result	1-sigma TPU	MDA	MDL	Units	Lab Qual	Indep Qual	Lab
E-1E	—	04/29/05	WS	F	CS	—	Inorg	365.4	Total Phosphate as Phosphorus	—	0.22	—	—	0.01	mg/L	—	—	GELC
E-1E	—	06/28/06	WS	UF	CS	—	Inorg	365.4	Total Phosphate as Phosphorus	—	0.169	—	—	0.01	mg/L	—	—	GELC
E-1E	—	06/28/06	WS	F	CS	—	Inorg	150.1	pH	—	7.24	—	—	0.01	SU ^l	H ^m	J	GELC
E-1E	—	04/29/05	WS	F	CS	—	Inorg	150.1	pH	—	7.27	—	—	0.01	SU	H	J	GELC
E-1E	—	06/28/06	WS	UF	CS	—	Inorg	150.1	pH	—	7.23	—	—	0.01	SU	H	J	GELC
E-1E	—	09/12/05	WS	UF	CS	—	Inorg	150.1	pH	—	7.58	—	—	0.01	SU	H	J	GELC
E-1E	—	04/29/05	WS	UF	CS	—	Inorg	150.1	pH	—	7.25	—	—	0.01	SU	H	J	GELC
E-1E	—	06/28/06	WS	F	CS	—	Met	6010	Aluminum	—	106	—	—	68	µg/L	J	—	GELC
E-1E	—	09/12/05	WS	F	CS	—	Met	6010	Aluminum	—	306	—	—	68	µg/L	—	—	GELC
E-1E	—	04/29/05	WS	F	CS	—	Met	200.7	Aluminum	—	924	—	—	68	µg/L	* ⁿ	J	GELC
E-1E	—	06/28/06	WS	UF	CS	—	Met	6010	Aluminum	—	2420	—	—	68	µg/L	—	—	GELC
E-1E	—	09/12/05	WS	UF	CS	—	Met	6010	Aluminum	—	1710	—	—	68	µg/L	—	—	GELC
E-1E	—	04/29/05	WS	UF	CS	—	Met	200.7	Aluminum	—	3310	—	—	68	µg/L	*	—	GELC
E-1E	—	06/28/06	WS	F	CS	—	Met	6010	Barium	—	36.3	—	—	1	µg/L	—	—	GELC

Table D-1 (continued)

Location	Depth (ft)	Date	Fid Matrix	Fid Prep	Lab Sample Type	Fid QC	Suite	Method	Analyte	Symbol	Result	1-sigma TPU	MDA	MDL	Units	Lab Qual	Indep Qual	Lab
E-1E	—	09/12/05	WS	F	CS	—	Met	6010	Barium	—	30.3	—	—	1	µg/L	—	—	GELC
E-1E	—	04/29/05	WS	F	CS	—	Met	200.7	Barium	—	32.1	—	—	1	µg/L	—	—	GELC
E-1E	—	06/28/06	WS	UF	CS	—	Met	6010	Barium	—	42.9	—	—	1	µg/L	—	—	GELC
E-1E	—	09/12/05	WS	UF	CS	—	Met	6010	Barium	—	39.7	—	—	1	µg/L	—	—	GELC
E-1E	—	04/29/05	WS	UF	CS	—	Met	200.7	Barium	—	42.2	—	—	1	µg/L	—	—	GELC
E-1E	—	06/28/06	WS	F	CS	—	Met	6010	Boron	—	75.8	—	—	10	µg/L	—	—	GELC
E-1E	—	09/12/05	WS	F	CS	—	Met	6010	Boron	—	107	—	—	10	µg/L	—	—	GELC
E-1E	—	04/29/05	WS	F	CS	—	Met	200.7	Boron	—	41.1	—	—	10	µg/L	J	—	GELC
E-1E	—	06/28/06	WS	UF	CS	—	Met	6010	Boron	—	78	—	—	10	µg/L	—	—	GELC
E-1E	—	09/12/05	WS	UF	CS	—	Met	6010	Boron	—	94.4	—	—	10	µg/L	—	—	GELC
E-1E	—	04/29/05	WS	UF	CS	—	Met	200.7	Boron	—	43.4	—	—	10	µg/L	J	—	GELC
E-1E	—	06/28/06	WS	F	CS	—	Met	6020	Chromium	<	5.2	—	—	1	µg/L	—	U	GELC
E-1E	—	09/12/05	WS	F	CS	—	Met	6010	Chromium	—	2.5	—	—	1	µg/L	J	—	GELC
E-1E	—	04/29/05	WS	F	CS	—	Met	200.7	Chromium	<	1.4	—	—	1	µg/L	J	U	GELC

Table D-1 (continued)

Location	Depth (ft)	Date	Fid Matrix	Fid Prep	Lab Sample Type	Fid QC	Suite	Method	Analyte	Symbol	Result	1-sigma TPU	MDA	MDL	Units	Lab Qual	Indep Qual	Lab
E-1E	—	06/28/06	WS	UF	CS	—	Met	6020	Chromium	—	7.3	—	—	1	µg/L	—	—	GELC
E-1E	—	09/12/05	WS	UF	CS	—	Met	6010	Chromium	—	3.3	—	—	1	µg/L	J	—	GELC
E-1E	—	04/29/05	WS	UF	CS	—	Met	200.7	Chromium	<	1.9	—	—	1	µg/L	J	U	GELC
E-1E	—	06/28/06	WS	F	CS	—	Met	6010	Cobalt	—	1.1	—	—	1	µg/L	J	—	GELC
E-1E	—	09/12/05	WS	F	CS	—	Met	6010	Cobalt	—	2	—	—	1	µg/L	J	—	GELC
E-1E	—	04/29/05	WS	F	CS	—	Met	200.7	Cobalt	<	2.3	—	—	1	µg/L	J	U	GELC
E-1E	—	06/28/06	WS	UF	CS	—	Met	6010	Cobalt	<	1	—	—	1	µg/L	U	—	GELC
E-1E	—	09/12/05	WS	UF	CS	—	Met	6010	Cobalt	<	1	—	—	1	µg/L	U	—	GELC
E-1E	—	04/29/05	WS	UF	CS	—	Met	200.7	Cobalt	<	1	—	—	1	µg/L	U	UJ ^o	GELC
E-1E	—	06/28/06	WS	F	CS	—	Met	6010	Copper	—	13	—	—	3	µg/L	—	—	GELC
E-1E	—	09/12/05	WS	F	CS	—	Met	6010	Copper	—	12.2	—	—	3	µg/L	—	—	GELC
E-1E	—	04/29/05	WS	F	CS	—	Met	200.7	Copper	—	4.7	—	—	3	µg/L	J	—	GELC
E-1E	—	06/28/06	WS	UF	CS	—	Met	6010	Copper	—	14.7	—	—	3	µg/L	—	—	GELC
E-1E	—	09/12/05	WS	UF	CS	—	Met	6010	Copper	—	12.2	—	—	3	µg/L	—	—	GELC

Table D-1 (continued)

Location	Depth (ft)	Date	Fid Matrix	Fid Prep	Lab Sample Type	Fid QC	Suite	Method	Analyte	Symbol	Result	1-sigma TPU	MDA	MDL	Units	Lab Qual	Indep Qual	Lab
E-1E	—	04/29/05	WS	UF	CS	—	Met	200.7	Copper	—	7	—	—	3	µg/L	J	—	GELC
E-1E	—	06/28/06	WS	F	CS	—	Met	6010	Iron	—	72.8	—	—	18	µg/L	J	—	GELC
E-1E	—	09/12/05	WS	F	CS	—	Met	6010	Iron	—	197	—	—	18	µg/L	—	—	GELC
E-1E	—	04/29/05	WS	F	CS	—	Met	200.7	Iron	—	560	—	—	18	µg/L	*	J	GELC
E-1E	—	06/28/06	WS	UF	CS	—	Met	6010	Iron	—	1440	—	—	18	µg/L	—	—	GELC
E-1E	—	09/12/05	WS	UF	CS	—	Met	6010	Iron	—	1180	—	—	18	µg/L	—	—	GELC
E-1E	—	04/29/05	WS	UF	CS	—	Met	200.7	Iron	—	2080	—	—	18	µg/L	*	—	GELC
E-1E	—	06/28/06	WS	F	CS	—	Met	6020	Lead	<	0.5	—	—	0.5	µg/L	U	—	GELC
E-1E	—	09/12/05	WS	F	CS	—	Met	6020	Lead	<	0.5	—	—	0.5	µg/L	U	—	GELC
E-1E	—	04/29/05	WS	F	CS	—	Met	200.8	Lead	—	0.63	—	—	0.5	µg/L	J	—	GELC
E-1E	—	06/28/06	WS	UF	CS	—	Met	6020	Lead	—	1.2	—	—	0.5	µg/L	J	—	GELC
E-1E	—	09/12/05	WS	UF	CS	—	Met	6020	Lead	—	1.5	—	—	0.5	µg/L	J	—	GELC
E-1E	—	04/29/05	WS	UF	CS	—	Met	200.8	Lead	—	2.3	—	—	0.5	µg/L	—	—	GELC
E-1E	—	06/28/06	WS	F	CS	—	Met	6010	Manganese	>	2	—	—	2	µg/L	U	—	GELC

Table D-1 (continued)

Location	Depth (ft)	Date	Fid Matrix	Fid Prep	Lab Sample Type	Fid QC	Suite	Method	Analyte	Symbol	Result	1-sigma TPU	MDA	MDL	Units	Lab Qual	Indep Qual	Lab
E-1E	—	09/12/05	WS	F	CS	—	Met	6010	Manganese	—	13.4	—	—	2	µg/L	—	—	GELC
E-1E	—	04/29/05	WS	F	CS	—	Met	200.7	Manganese	—	6.3	—	—	2	µg/L	J	—	GELC
E-1E	—	06/28/06	WS	UF	CS	—	Met	6010	Manganese	—	16.2	—	—	2	µg/L	—	—	GELC
E-1E	—	09/12/05	WS	UF	CS	—	Met	6010	Manganese	—	74	—	—	2	µg/L	—	—	GELC
E-1E	—	04/29/05	WS	UF	CS	—	Met	200.7	Manganese	—	49.6	—	—	2	µg/L	—	—	GELC
E-1E	—	06/28/06	WS	F	CS	—	Met	245.2	Mercury	<	0.06	—	—	0.06	µg/L	U	—	GELC
E-1E	—	09/12/05	WS	F	CS	—	Met	245.2	Mercury	<	0.05	—	—	0.05	µg/L	U	—	GELC
E-1E	—	04/29/05	WS	F	CS	—	Met	245.2	Mercury	<	0.05	—	—	0.05	µg/L	U	—	GELC
E-1E	—	06/28/06	WS	UF	CS	—	Met	245.2	Mercury	—	0.067	—	—	0.06	µg/L	J	—	GELC
E-1E	—	09/12/05	WS	UF	CS	—	Met	245.2	Mercury	<	0.05	—	—	0.05	µg/L	U	—	GELC
E-1E	—	04/29/05	WS	UF	CS	—	Met	245.2	Mercury	<	0.05	—	—	0.05	µg/L	U	—	GELC
E-1E	—	06/28/06	WS	F	CS	—	Met	6010	Molybdenum	—	24.5	—	—	2	µg/L	—	—	GELC
E-1E	—	09/12/05	WS	F	CS	—	Met	6010	Molybdenum	—	21.6	—	—	2	µg/L	—	—	GELC
E-1E	—	04/29/05	WS	F	CS	—	Met	200.7	Molybdenum	—	34.3	—	—	2	µg/L	—	—	GELC

Table D-1 (continued)

Location	Depth (ft)	Date	Fid Matrix	Fid Prep	Lab Sample Type	Fid QC	Suite	Method	Analyte	Symbol	Result	1-sigma TPU	MDA	MDL	Units	Lab Qual	Indep Qual	Lab
E-1E	—	06/28/06	WS	UF	CS	—	Met	6010	Molybdenum	—	25	—	—	2	µg/L	—	—	GELC
E-1E	—	09/12/05	WS	UF	CS	—	Met	6010	Molybdenum	—	22.7	—	—	2	µg/L	—	—	GELC
E-1E	—	04/29/05	WS	UF	CS	—	Met	200.7	Molybdenum	—	34.8	—	—	2	µg/L	—	—	GELC
E-1E	—	06/28/06	WS	F	CS	—	Met	6020	Nickel	—	17.3	—	—	0.5	µg/L	—	—	GELC
E-1E	—	09/12/05	WS	F	CS	—	Met	6020	Nickel	—	14	—	—	0.5	µg/L	—	—	GELC
E-1E	—	04/29/05	WS	F	CS	—	Met	200.7	Nickel	<	2	—	—	1	µg/L	J	U	GELC
E-1E	—	06/28/06	WS	UF	CS	—	Met	6020	Nickel	—	18.8	—	—	0.5	µg/L	—	—	GELC
E-1E	—	09/12/05	WS	UF	CS	—	Met	6020	Nickel	—	13	—	—	0.5	µg/L	—	—	GELC
E-1E	—	04/29/05	WS	UF	CS	—	Met	200.7	Nickel	<	1.1	—	—	1	µg/L	J	U	GELC
E-1E	—	06/28/06	WS	F	CS	—	Met	6010	Strontium	—	74.2	—	—	1	µg/L	—	—	GELC
E-1E	—	09/12/05	WS	F	CS	—	Met	6010	Strontium	—	51.5	—	—	1	µg/L	—	—	GELC
E-1E	—	04/29/05	WS	F	CS	—	Met	200.7	Strontium	—	67.6	—	—	1	µg/L	—	—	GELC
E-1E	—	06/28/06	WS	UF	CS	—	Met	6010	Strontium	—	76.3	—	—	1	µg/L	—	—	GELC
E-1E	—	09/12/05	WS	UF	CS	—	Met	6010	Strontium	—	55.8	—	—	1	µg/L	—	—	GELC

Table D-1 (continued)

Location	Depth (ft)	Date	Fid Matrix	Fid Prep	Lab Sample Type	Fid QC	Suite	Method	Analyte	Symbol	Result	1-sigma TPU	MDA	MDL	Units	Lab Qual	Indep Qual	Lab
E-1E	—	04/29/05	WS	UF	CS	—	Met	200.7	Strontium	—	72.2	—	—	1	µg/L	—	—	GELC
E-1E	—	06/28/06	WS	F	CS	—	Met	6020	Uranium	—	0.44	—	—	0.05	µg/L	—	—	GELC
E-1E	—	09/12/05	WS	F	CS	—	Met	6020	Uranium	—	0.53	—	—	0.05	µg/L	—	—	GELC
E-1E	—	06/28/06	WS	UF	CS	—	Met	6020	Uranium	—	0.53	—	—	0.05	µg/L	—	—	GELC
E-1E	—	09/12/05	WS	UF	CS	—	Met	6020	Uranium	—	0.67	—	—	0.05	µg/L	—	—	GELC
E-1E	—	06/28/06	WS	F	CS	—	Met	6010	Vanadium	—	2.5	—	—	1	µg/L	J	—	GELC
E-1E	—	09/12/05	WS	F	CS	—	Met	6010	Vanadium	—	2.3	—	—	1	µg/L	J	—	GELC
E-1E	—	04/29/05	WS	F	CS	—	Met	200.7	Vanadium	<	2.1	—	—	1	µg/L	J	U	GELC
E-1E	—	06/28/06	WS	UF	CS	—	Met	6010	Vanadium	—	4.2	—	—	1	µg/L	J	—	GELC
E-1E	—	09/12/05	WS	UF	CS	—	Met	6010	Vanadium	—	3.2	—	—	1	µg/L	J	—	GELC
E-1E	—	04/29/05	WS	UF	CS	—	Met	200.7	Vanadium	<	4.9	—	—	1	µg/L	J	U	GELC
E-1E	—	06/28/06	WS	F	CS	—	Met	6010	Zinc	—	19.5	—	—	2	µg/L	—	—	GELC
E-1E	—	09/12/05	WS	F	CS	—	Met	6010	Zinc	—	8.6	—	—	2	µg/L	J	—	GELC
E-1E	—	04/29/05	WS	F	CS	—	Met	200.7	Zinc	—	9	—	—	2	µg/L	J	—	GELC

Table D-1 (continued)

Location	Depth (ft)	Date	Fid Matrix	Fid Prep	Lab Sample Type	Fid QC	Suite	Method	Analyte	Symbol	Result	1-sigma TPU	MDA	MDL	Units	Lab Qual	Indep Qual	Lab
E-1E	—	06/28/06	WS	UF	CS	—	Met	6010	Zinc	—	27.7	—	—	2	µg/L	—	—	GELC
E-1E	—	09/12/05	WS	UF	CS	—	Met	6010	Zinc	—	14	—	—	2	µg/L	—	—	GELC
E-1E	—	04/29/05	WS	UF	CS	—	Met	200.7	Zinc	—	20.2	—	—	2	µg/L	—	—	GELC
E-1E	—	06/28/06	WS	F	CS	—	Rad	H300	Americium-241	—	3.87	0.215	0.0333	—	pCi/L	—	—	GELC
E-1E	—	09/12/05	WS	F	CS	—	Rad	H300	Americium-241	—	1.02	0.0732	0.0305	—	pCi/L	—	—	GELC
E-1E	—	04/29/05	WS	F	CS	—	Rad	H300	Americium-241	—	4.07	0.247	0.033	—	pCi/L	—	—	GELC
E-1E	—	06/28/06	WS	UF	CS	—	Rad	H300	Americium-241	—	6.9	0.342	0.024	—	pCi/L	—	—	GELC
E-1E	—	09/12/05	WS	UF	CS	—	Rad	H300	Americium-241	—	6.21	0.372	0.0356	—	pCi/L	—	—	GELC
E-1E	—	04/29/05	WS	UF	CS	—	Rad	H300	Americium-241	—	8.64	0.425	0.033	—	pCi/L	—	J	GELC
E-1E	—	06/28/06	WS	F	CS	—	Rad	901.1	Cesium-137	—	33.5	2.2	2.89	—	pCi/L	—	—	GELC
E-1E	—	09/12/05	WS	F	CS	—	Rad	901.1	Cesium-137	—	9	1.82	3.76	—	pCi/L	—	J	GELC
E-1E	—	04/29/05	WS	F	CS	—	Rad	901.1	Cesium-137	—	22.8	2.54	3.04	—	pCi/L	—	—	GELC
E-1E	—	06/28/06	WS	UF	CS	—	Rad	901.1	Cesium-137	—	50.9	2.84	3.19	—	pCi/L	—	—	GELC
E-1E	—	09/12/05	WS	UF	CS	—	Rad	901.1	Cesium-137	—	19.8	2.34	3.22	—	pCi/L	—	—	GELC

Table D-1 (continued)

Location	Depth (ft)	Date	Fid Matrix	Fid Prep	Lab Sample Type	Fid QC	Suite	Method	Analyte	Symbol	Result	1-sigma TPU	MDA	MDL	Units	Lab Qual	Indep Qual	Lab
E-1E	—	04/29/05	WS	UF	CS	—	Rad	901.1	Cesium-137	—	35.6	3.23	3.56	—	pCi/L	—	—	GELC
E-1E	—	06/28/06	WS	F	CS	—	Rad	901.1	Cobalt-60	—	-0.36	0.988	3.13	—	pCi/L	U	U	GELC
E-1E	—	09/12/05	WS	F	CS	—	Rad	901.1	Cobalt-60	—	2.67	1.23	5.15	—	pCi/L	U	U	GELC
E-1E	—	04/29/05	WS	F	CS	—	Rad	901.1	Cobalt-60	—	-0.106	0.921	3.46	—	pCi/L	U	U	GELC
E-1E	—	06/28/06	WS	UF	CS	—	Rad	901.1	Cobalt-60	—	0.0317	1.04	3.79	—	pCi/L	U	U	GELC
E-1E	—	09/12/05	WS	UF	CS	—	Rad	901.1	Cobalt-60	—	0.35	0.895	3.42	—	pCi/L	U	U	GELC
E-1E	—	04/29/05	WS	UF	CS	—	Rad	901.1	Cobalt-60	—	-0.605	1.18	4.26	—	pCi/L	U	U	GELC
E-1E	—	06/28/06	WS	F	CS	—	Rad	900	Gross alpha	—	6.69	1.01	2.46	—	pCi/L	—	J	GELC
E-1E	—	09/12/05	WS	F	CS	—	Rad	900	Gross alpha	—	4.1	1.01	2.77	—	pCi/L	—	J	GELC
E-1E	—	04/29/05	WS	F	CS	—	Rad	900	Gross alpha	—	7.98	0.854	1.14	—	pCi/L	—	—	GELC
E-1E	—	06/28/06	WS	UF	CS	—	Rad	900	Gross alpha	—	14.6	1.41	1.21	—	pCi/L	—	—	GELC
E-1E	—	09/12/05	WS	UF	CS	—	Rad	900	Gross alpha	—	12.4	1.57	2.81	—	pCi/L	—	—	GELC
E-1E	—	04/29/05	WS	UF	CS	—	Rad	900	Gross alpha	—	18.4	1.64	2.41	—	pCi/L	—	J	GELC
E-1E	—	06/28/06	WS	F	CS	—	Rad	900	Gross beta	—	81.8	3.71	5.43	—	pCi/L	—	—	GELC

Table D-1 (continued)

Location	Depth (ft)	Date	Fid Matrix	Fid Prep	Lab Sample Type	Fid QC	Suite	Method	Analyte	Symbol	Result	1-sigma TPU	MDA	MDL	Units	Lab Qual	Indep Qual	Lab
E-1E	—	09/12/05	WS	F	CS	—	Rad	900	Gross beta	—	27.2	1.9	2.96	—	pCi/L	—	—	GELC
E-1E	—	04/29/05	WS	F	CS	—	Rad	900	Gross beta	—	48.1	2.14	2.45	—	pCi/L	—	—	GELC
E-1E	—	06/28/06	WS	UF	CS	—	Rad	900	Gross beta	—	87.5	4.79	7.27	—	pCi/L	—	—	GELC
E-1E	—	09/12/05	WS	UF	CS	—	Rad	900	Gross beta	—	32.2	1.46	2.71	—	pCi/L	—	—	GELC
E-1E	—	04/29/05	WS	UF	CS	—	Rad	900	Gross beta	—	52.7	1.75	2.44	—	pCi/L	—	J	GELC
E-1E	—	06/28/06	WS	F	CS	—	Rad	901.1	Gross gamma	—	96.7	82.4	245	—	pCi/L	U	U	GELC
E-1E	—	09/12/05	WS	F	CS	—	Rad	901.1	Gross gamma	—	1140	1090	1490	—	pCi/L	U	U	GELC
E-1E	—	04/29/05	WS	F	CS	—	Rad	901.1	Gross gamma	—	154	131	260	—	pCi/L	U	U	GELC
E-1E	—	06/28/06	WS	UF	CS	—	Rad	901.1	Gross gamma	—	131	83.4	270	—	pCi/L	U	U	GELC
E-1E	—	09/12/05	WS	UF	CS	—	Rad	901.1	Gross gamma	—	116	96.5	370	—	pCi/L	U	U	GELC
E-1E	—	04/29/05	WS	UF	CS	—	Rad	901.1	Gross gamma	—	126	183	363	—	pCi/L	U	U	GELC
E-1E	—	06/28/06	WS	F	CS	—	Rad	901.1	Neptunium-237	—	0.189	6.72	21.2	—	pCi/L	U	U	GELC
E-1E	—	09/12/05	WS	F	CS	—	Rad	901.1	Neptunium-237	—	-3.45	9.27	29.7	—	pCi/L	U	U	GELC
E-1E	—	04/29/05	WS	F	CS	—	Rad	901.1	Neptunium-237	—	-4.97	8.26	26.3	—	pCi/L	U	U	GELC

Table D-1 (continued)

Location	Depth (ft)	Date	Fid Matrix	Fid Prep	Lab Sample Type	Fid QC	Suite	Method	Analyte	Symbol	Result	1-sigma TPU	MDA	MDL	Units	Lab Qual	Indep Qual	Lab
E-1E	—	06/28/06	WS	UF	CS	—	Rad	901.1	Neptunium-237	—	4.04	6.79	23.5	—	pCi/L	U	U	GELC
E-1E	—	09/12/05	WS	UF	CS	—	Rad	901.1	Neptunium-237	—	8.42	7.15	24.8	—	pCi/L	U	U	GELC
E-1E	—	04/29/05	WS	UF	CS	—	Rad	901.1	Neptunium-237	—	10.9	9.08	30.1	—	pCi/L	U	U	GELC
E-1E	—	06/28/06	WS	F	CS	—	Rad	H300	Plutonium-238	—	2.44	0.132	0.0178	—	pCi/L	—	—	GELC
E-1E	—	09/12/05	WS	F	CS	—	Rad	H300	Plutonium-238	—	0.478	0.0414	0.0484	—	pCi/L	—	—	GELC
E-1E	—	04/29/05	WS	F	CS	—	Rad	H300	Plutonium-238	—	1.5	0.0783	0.041	—	pCi/L	—	—	GELC
E-1E	—	06/28/06	WS	UF	CS	—	Rad	H300	Plutonium-238	—	4.39	0.172	0.0164	—	pCi/L	—	—	GELC
E-1E	—	09/12/05	WS	UF	CS	—	Rad	H300	Plutonium-238	—	2.26	0.125	0.0402	—	pCi/L	—	—	GELC
E-1E	—	04/29/05	WS	UF	CS	—	Rad	H300	Plutonium-238	—	3.15	0.175	0.047	—	pCi/L	—	J	GELC
E-1E	—	06/28/06	WS	F	CS	—	Rad	H300	Plutonium-239/240	—	2.76	0.147	0.0208	—	pCi/L	—	—	GELC
E-1E	—	09/12/05	WS	F	CS	—	Rad	H300	Plutonium-239/240	—	0.692	0.0527	0.0409	—	pCi/L	—	—	GELC
E-1E	—	04/29/05	WS	F	CS	—	Rad	H300	Plutonium-239/240	—	2.56	0.117	0.035	—	pCi/L	—	—	GELC
E-1E	—	06/28/06	WS	UF	CS	—	Rad	H300	Plutonium-239/240	—	5.45	0.208	0.0191	—	pCi/L	—	—	GELC
E-1E	—	09/12/05	WS	UF	CS	—	Rad	H300	Plutonium-239/240	—	4.7	0.239	0.0339	—	pCi/L	—	—	GELC

Table D-1 (continued)

Location	Depth (ft)	Date	Fid Matrix	Fid Prep	Lab Sample Type	Fid QC	Suite	Method	Analyte	Symbol	Result	1-sigma TPU	MDA	MDL	Units	Lab Qual	Indep Qual	Lab
E-1E	—	04/29/05	WS	UF	CS	—	Rad	H300	Plutonium-239/240	—	4.85	0.258	0.04	—	pCi/L	—	J	GELC
E-1E	—	06/28/06	WS	F	CS	—	Rad	901.1	Potassium-40	—	33.9	10.4	44.9	—	pCi/L	U	U	GELC
E-1E	—	09/12/05	WS	F	CS	—	Rad	901.1	Potassium-40	—	99.9	37.4	41.9	—	pCi/L	UI ^p	R ^q	GELC
E-1E	—	04/29/05	WS	F	CS	—	Rad	901.1	Potassium-40	—	30.2	12.8	52.7	—	pCi/L	U	U	GELC
E-1E	—	06/28/06	WS	UF	CS	—	Rad	901.1	Potassium-40	—	25.6	17	34.5	—	pCi/L	U	U	GELC
E-1E	—	09/12/05	WS	UF	CS	—	Rad	901.1	Potassium-40	—	63.6	17.3	28.9	—	pCi/L	—	J	GELC
E-1E	—	04/29/05	WS	UF	CS	—	Rad	901.1	Potassium-40	—	6.91	26.9	31.1	—	pCi/L	U	U	GELC
E-1E	—	06/28/06	WS	F	CS	—	Rad	901.1	Sodium-22	—	1.14	0.807	3.35	—	pCi/L	U	U	GELC
E-1E	—	09/12/05	WS	F	CS	—	Rad	901.1	Sodium-22	—	1.04	1.17	4.6	—	pCi/L	U	U	GELC
E-1E	—	04/29/05	WS	F	CS	—	Rad	901.1	Sodium-22	—	-0.197	0.968	3.59	—	pCi/L	U	U	GELC
E-1E	—	06/28/06	WS	UF	CS	—	Rad	901.1	Sodium-22	—	1.85	0.961	3.92	—	pCi/L	U	U	GELC
E-1E	—	09/12/05	WS	UF	CS	—	Rad	901.1	Sodium-22	—	2.44	1.05	4.34	—	pCi/L	U	U	GELC
E-1E	—	04/29/05	WS	UF	CS	—	Rad	901.1	Sodium-22	—	-1.34	1.08	3.7	—	pCi/L	U	U	GELC
E-1E	—	06/28/06	WS	F	CS	—	Rad	905.0	Strontium-90	—	8.88	0.471	0.562	—	pCi/L	—	—	GELC

Table D-1 (continued)

Location	Depth (ft)	Date	Fid Matrix	Fid Prep	Lab Sample Type	Fid QC	Suite	Method	Analyte	Symbol	Result	1-sigma TPU	MDA	MDL	Units	Lab Qual	Indep Qual	Lab
E-1E	—	09/12/05	WS	F	CS	—	Rad	905.0	Strontium-90	—	3.88	0.17	0.213	—	pCi/L	—	—	GELC
E-1E	—	04/29/05	WS	F	CS	—	Rad	905.0	Strontium-90	—	4.37	0.204	0.33	—	pCi/L	—	—	GELC
E-1E	—	06/28/06	WS	UF	CS	—	Rad	905.0	Strontium-90	—	10.9	0.4	0.333	—	pCi/L	—	—	GELC
E-1E	—	09/12/05	WS	UF	CS	—	Rad	905.0	Strontium-90	—	2.29	0.125	0.196	—	pCi/L	—	—	GELC
E-1E	—	04/29/05	WS	UF	CS	—	Rad	905.0	Strontium-90	—	3.97	0.145	0.157	—	pCi/L	—	J	GELC
E-1E	—	06/28/06	WS	UF	CS	—	Rad	906.0	Tritium	—	2070	88.4	176	—	pCi/L	—	—	GELC
E-1E	—	09/12/05	WS	UF	CS	—	Rad	906.0	Tritium	—	1090	91.9	234	—	pCi/L	—	—	GELC
E-1E	—	04/29/05	WS	UF	CS	—	Rad	906.0	Tritium	—	267	61.4	186	—	pCi/L	—	J	GELC
E-1E	—	04/29/05	WS	UF	CS	—	Rad	LLEE	Tritium	—	192.2186	6.386	0.28737	—	pCi/L	—	—	UMTL
E-1E	—	06/28/06	WS	F	CS	—	Rad	H300	Uranium-234	—	0.429	0.045	0.0593	—	pCi/L	—	—	GELC
E-1E	—	09/12/05	WS	F	CS	—	Rad	H300	Uranium-234	—	0.427	0.0396	0.0885	—	pCi/L	—	—	GELC
E-1E	—	04/29/05	WS	F	CS	—	Rad	H300	Uranium-234	—	0.285	0.0327	0.092	—	pCi/L	—	—	GELC
E-1E	—	06/28/06	WS	UF	CS	—	Rad	H300	Uranium-234	—	0.406	0.0455	0.0652	—	pCi/L	—	—	GELC
E-1E	—	09/12/05	WS	UF	CS	—	Rad	H300	Uranium-234	—	0.568	0.0538	0.106	—	pCi/L	—	J+	GELC

Table D-1 (continued)

Location	Depth (ft)	Date	Fid Matrix	Fid Prep	Lab Sample Type	Fid QC	Suite	Method	Analyte	Symbol	Result	1-sigma TPU	MDA	MDL	Units	Lab Qual	Indep Qual	Lab
E-1E	—	04/29/05	WS	UF	CS	—	Rad	H300	Uranium-234	—	0.33	0.0369	0.092	—	pCi/L	—	J	GELC
E-1E	—	06/28/06	WS	F	CS	—	Rad	H300	Uranium-235/236	—	-0.00351	0.0153	0.05	—	pCi/L	U	U	GELC
E-1E	—	09/12/05	WS	F	CS	—	Rad	H300	Uranium-235/236	—	0.0538	0.0141	0.0667	—	pCi/L	U	U	GELC
E-1E	—	04/29/05	WS	F	CS	—	Rad	H300	Uranium-235/236	—	0.0456	0.0148	0.056	—	pCi/L	U	U	GELC
E-1E	—	06/28/06	WS	UF	CS	—	Rad	H300	Uranium-235/236	—	-0.0154	0.0122	0.055	—	pCi/L	U	U	GELC
E-1E	—	09/12/05	WS	UF	CS	—	Rad	H300	Uranium-235/236	—	0.0172	0.00866	0.08	—	pCi/L	U	J+, U	GELC
E-1E	—	04/29/05	WS	UF	CS	—	Rad	H300	Uranium-235/236	—	0.0273	0.011	0.056	—	pCi/L	U	U	GELC
E-1E	—	06/28/06	WS	F	CS	—	Rad	H300	Uranium-238	—	0.165	0.0261	0.0631	—	pCi/L	—	J	GELC
E-1E	—	09/12/05	WS	F	CS	—	Rad	H300	Uranium-238	—	0.369	0.0365	0.0627	—	pCi/L	—	—	GELC
E-1E	—	04/29/05	WS	F	CS	—	Rad	H300	Uranium-238	—	0.115	0.0205	0.065	—	pCi/L	—	J	GELC
E-1E	—	06/28/06	WS	UF	CS	—	Rad	H300	Uranium-238	—	0.172	0.028	0.0693	—	pCi/L	—	J	GELC
E-1E	—	09/12/05	WS	UF	CS	—	Rad	H300	Uranium-238	—	0.24	0.0315	0.0752	—	pCi/L	—	J+	GELC
E-1E	—	04/29/05	WS	UF	CS	—	Rad	H300	Uranium-238	—	0.112	0.0206	0.065	—	pCi/L	—	J	GELC
E-1W	—	04/27/05	WS	F	CS	—	Inorg	9050	Specific Conductance	—	373	—	—	1	uS/cm	—	—	GELC

Table D-1 (continued)

Location	Depth (ft)	Date	Fid Matrix	Fid Prep	Lab Sample Type	Fid QC	Suite	Method	Analyte	Symbol	Result	1-sigma TPU	MDA	MDL	Units	Lab Qual	Indep Qual	Lab
E-1W	—	09/07/05	WS	UF	CS	FD	Inorg	120.1	Specific Conductance	—	346	—	—	1	uS/cm	—	—	GELC
E-1W	—	09/07/05	WS	UF	CS	—	Inorg	120.1	Specific Conductance	—	342	—	—	1	uS/cm	—	—	GELC
E-1W	—	04/27/05	WS	UF	CS	—	Inorg	9050	Specific Conductance	—	363	—	—	1	uS/cm	—	—	GELC
E-1W	—	04/27/05	WS	F	CS	—	Inorg	150.1	pH	—	7.17	—	—	—	SU	H	J	GELC
E-1W	—	09/07/05	WS	UF	CS	FD	Inorg	150.1	pH	—	6.44	—	—	0.01	SU	H	J	GELC
E-1W	—	09/07/05	WS	UF	CS	—	Inorg	150.1	pH	—	6.4	—	—	0.01	SU	H	J	GELC
E-1W	—	04/27/05	WS	UF	CS	—	Inorg	150.1	pH	—	7.11	—	—	—	SU	H	J	GELC
E-1W	—	06/27/06	WS	UF	CS	FD	Rad	LLEE	Tritium	—	66.0951	2.2351	0.28737	—	pCi/L	—	—	UMTL
E-1W	—	09/07/05	WS	UF	CS	FD	Rad	906.0	Tritium	—	160	67.5	218	—	pCi/L	U	U	GELC
E-1W	—	09/07/05	WS	UF	CS	—	Rad	906.0	Tritium	—	39.6	63.7	215	—	pCi/L	U	U	GELC
E-1W	—	04/27/05	WS	UF	CS	—	Rad	906.0	Tritium	—	365	69.7	210	—	pCi/L	—	J	GELC
E-1W	—	04/27/05	WS	UF	CS	—	Rad	LLEE	Tritium	—	97.0672	3.193	—	0.28737	pCi/L	—	—	UMTL
M-1W	—	04/27/05	WS	F	CS	—	Inorg	9050	Specific Conductance	—	921	—	—	1	uS/cm	—	—	GELC
M-1W	—	09/08/05	WS	UF	CS	FB ^r	Inorg	120.1	Specific Conductance	—	1.65	—	—	1	uS/cm	—	—	GELC

Table D-1 (continued)

Location	Depth (ft)	Date	Fid Matrix	Fid Prep	Lab Sample Type	Fid QC	Suite	Method	Analyte	Symbol	Result	1-sigma TPU	MDA	MDL	Units	Lab Qual	Indep Qual	Lab
M-1W	—	09/08/05	WS	UF	CS	—	Inorg	120.1	Specific Conductance	—	250	—	—	1	uS/cm	—	—	GELC
M-1W	—	04/27/05	WS	UF	CS	—	Inorg	9050	Specific Conductance	—	866	—	—	1	uS/cm	—	—	GELC
M-1W	—	04/27/05	WS	F	CS	—	Inorg	150.1	pH	—	7.34	—	—	—	SU	H	J	GELC
M-1W	—	09/08/05	WS	UF	CS	FB	Inorg	150.1	pH	—	5.15	—	—	0.01	SU	H	J	GELC
M-1W	—	09/08/05	WS	UF	CS	—	Inorg	150.1	pH	—	6.79	—	—	0.01	SU	H	J	GELC
M-1W	—	04/27/05	WS	UF	CS	—	Inorg	150.1	pH	—	7.51	—	—	—	SU	H	J	GELC
M-1W	—	06/26/06	WS	UF	CS	—	Rad	LLEE	Tritium	—	74.3969	2.5544	0.28737	—	pCi/L	—	—	UMTL
M-1W	—	09/08/05	WS	UF	CS	FB	Rad	906.0	Tritium	—	120	66.4	217	—	pCi/L	U	U	GELC
M-1W	—	09/08/05	WS	UF	CS	—	Rad	906.0	Tritium	—	160	67.2	217	—	pCi/L	U	U	GELC
M-1W	—	04/27/05	WS	UF	CS	—	Rad	906.0	Tritium	—	86	63.5	210	—	pCi/L	U	U	GELC
M-1W	—	04/27/05	WS	UF	CS	—	Rad	LLEE	Tritium	—	87.8075	2.8737	—	0.28737	pCi/L	—	—	UMTL
MCA-1	2.4	07/12/06	WG	F	CS	—	Inorg	310.1	Alkalinity-CO ₃ +HCO ₃	—	42.7	—	—	0.725	mg/L	—	—	GELC
MCA-1	2.4	08/31/05	WG	F	CS	—	Inorg	310.1	Alkalinity-CO ₃ +HCO ₃	—	50.1	—	—	1.45	mg/L	—	—	GELC
MCA-1	2.4	04/26/05	WG	F	CS	—	Inorg	310.1	Alkalinity-CO ₃ +HCO ₃	—	37.2	—	—	1.45	mg/L	—	—	GELC

Table D-1 (continued)

Location	Depth (ft)	Date	Fid Matrix	Fid Prep	Lab Sample Type	Fid QC	Suite	Method	Analyte	Symbol	Result	1-sigma TPU	MDA	MDL	Units	Lab Qual	Indep Qual	Lab
MCA-1	2.4	07/12/06	WG	UF	CS	—	Inorg	310.1	Alkalinity-CO ₃ +HCO ₃	—	43.7	—	—	0.725	mg/L	—	—	GELC
MCA-1	2.4	08/31/05	WG	UF	CS	—	Inorg	310.1	Alkalinity-CO ₃ +HCO ₃	—	49	—	—	1.45	mg/L	—	—	GELC
MCA-1	2.4	07/12/06	WG	F	CS	—	Inorg	350.1	Ammonia as Nitrogen	—	0.071	—	—	0.01	mg/L	—	J ^s	GELC
MCA-1	2.4	07/12/06	WG	UF	CS	—	Inorg	350.1	Ammonia as Nitrogen	<	0.034	—	—	0.01	mg/L	J	J-, U	GELC
MCA-1	2.4	07/12/06	WG	F	CS	—	Inorg	6010	Calcium	—	14.7	—	—	0.036	mg/L	—	—	GELC
MCA-1	2.4	08/31/05	WG	F	CS	—	Inorg	6010	Calcium	—	19.5	—	—	0.036	mg/L	—	—	GELC
MCA-1	2.4	04/26/05	WG	F	CS	—	Inorg	6010	Calcium	—	12.3	—	—	0.036	mg/L	—	—	GELC
MCA-1	2.4	07/12/06	WG	UF	CS	—	Inorg	6010	Calcium	—	14.9	—	—	0.036	mg/L	—	—	GELC
MCA-1	2.4	08/31/05	WG	UF	CS	—	Inorg	6010	Calcium	—	19.6	—	—	0.036	mg/L	—	—	GELC
MCA-1	2.4	04/26/05	WG	UF	CS	—	Inorg	6010	Calcium	—	12.6	—	—	0.036	mg/L	—	—	GELC
MCA-1	2.4	07/12/06	WG	UF	CS	—	Inorg	410.4	Chemical Oxygen Demand	—	17.1	—	—	0.89	mg/L	—	J+	GELC
MCA-1	2.4	07/12/06	WG	F	CS	—	Inorg	300	Chloride	—	32.2	—	—	0.132	mg/L	—	—	GELC
MCA-1	2.4	08/31/05	WG	F	CS	—	Inorg	300	Chloride	—	38	—	—	0.265	mg/L	—	—	GELC
MCA-1	2.4	04/26/05	WG	F	CS	—	Inorg	300	Chloride	—	29	—	—	0.265	mg/L	—	—	GELC

Table D-1 (continued)

Location	Depth (ft)	Date	Fid Matrix	Fid Prep	Lab Sample Type	Fid QC	Suite	Method	Analyte	Symbol	Result	1-sigma TPU	MDA	MDL	Units	Lab Qual	Indep Qual	Lab
MCA-1	2.4	07/12/06	WG	UF	CS	—	Inorg	300	Chloride	—	33.1	—	—	0.132	mg/L	—	—	GELC
MCA-1	2.4	08/31/05	WG	UF	CS	—	Inorg	300	Chloride	—	37.7	—	—	0.265	mg/L	—	—	GELC
MCA-1	2.4	04/26/05	WG	UF	CS	—	Inorg	300	Chloride	—	28.9	—	—	0.265	mg/L	—	—	GELC
MCA-1	2.4	07/12/06	WG	F	CS	—	Inorg	300	Fluoride	—	0.177	—	—	0.033	mg/L	—	—	GELC
MCA-1	2.4	08/31/05	WG	F	CS	—	Inorg	300	Fluoride	—	0.167	—	—	0.03	mg/L	—	—	GELC
MCA-1	2.4	04/26/05	WG	F	CS	—	Inorg	300	Fluoride	—	0.079	—	—	0.03	mg/L	J	—	GELC
MCA-1	2.4	07/12/06	WG	UF	CS	—	Inorg	300	Fluoride	—	0.147	—	—	0.033	mg/L	—	—	GELC
MCA-1	2.4	08/31/05	WG	UF	CS	—	Inorg	300	Fluoride	—	0.172	—	—	0.03	mg/L	—	—	GELC
MCA-1	2.4	04/26/05	WG	UF	CS	—	Inorg	300	Fluoride	<	0.03	—	—	0.03	mg/L	U	—	GELC
MCA-1	2.4	07/12/06	WG	F	CS	—	Inorg	A2340	Hardness	—	51.9	—	—	0.02	mg/L	—	—	GELC
MCA-1	2.4	08/31/05	WG	F	CS	—	Inorg	A2340	Hardness	—	69.2	—	—	0.085	mg/L	—	—	GELC
MCA-1	2.4	04/26/05	WG	F	CS	—	Inorg	A2340	Hardness	—	45.2	—	—	0.085	mg/L	—	—	GELC
MCA-1	2.4	07/12/06	WG	UF	CS	—	Inorg	A2340	Hardness	—	52.4	—	—	0.02	mg/L	—	—	GELC
MCA-1	2.4	08/31/05	WG	UF	CS	—	Inorg	A2340	Hardness	—	70.3	—	—	0.085	mg/L	—	—	GELC

Table D-1 (continued)

Location	Depth (ft)	Date	Fid Matrix	Fid Prep	Lab Sample Type	Fid QC	Suite	Method	Analyte	Symbol	Result	1-sigma TPU	MDA	MDL	Units	Lab Qual	Indep Qual	Lab
MCA-1	2.4	04/26/05	WG	UF	CS	—	Inorg	A2340	Hardness	—	47.3	—	—	0.085	mg/L	—	—	GELC
MCA-1	2.4	07/12/06	WG	F	CS	—	Inorg	6010	Magnesium	—	3.78	—	—	0.085	mg/L	—	—	GELC
MCA-1	2.4	08/31/05	WG	F	CS	—	Inorg	6010	Magnesium	—	4.97	—	—	0.085	mg/L	—	—	GELC
MCA-1	2.4	04/26/05	WG	F	CS	—	Inorg	6010	Magnesium	—	3.5	—	—	0.085	mg/L	—	—	GELC
MCA-1	2.4	07/12/06	WG	UF	CS	—	Inorg	6010	Magnesium	—	4.13	—	—	0.085	mg/L	—	—	GELC
MCA-1	2.4	08/31/05	WG	UF	CS	—	Inorg	6010	Magnesium	—	5.17	—	—	0.085	mg/L	—	—	GELC
MCA-1	2.4	04/26/05	WG	UF	CS	—	Inorg	6010	Magnesium	—	3.84	—	—	0.085	mg/L	—	—	GELC
MCA-1	2.4	07/12/06	WG	F	CS	—	Inorg	353.1	Nitrate-Nitrite as N	—	2.26	—	—	0.014	mg/L	—	—	GELC
MCA-1	2.4	08/31/05	WG	F	CS	—	Inorg	353.1	Nitrate-Nitrite as N	—	0.0936	—	—	0.017	mg/L	—	—	GELC
MCA-1	2.4	04/26/05	WG	F	CS	—	Inorg	353.1	Nitrate-Nitrite as N	—	0.176	—	—	0.003	mg/L	—	—	GELC
MCA-1	2.4	07/12/06	WG	UF	CS	—	Inorg	353.1	Nitrate-Nitrite as N	—	2.31	—	—	0.014	mg/L	—	—	GELC
MCA-1	2.4	07/12/06	WG	F	CS	—	Inorg	314.0	Perchlorate	<	4	—	—	4	µg/L	U	—	GELC
MCA-1	2.4	07/12/06	WG	F	CS	—	Inorg	6850	Perchlorate	—	0.871	—	—	0.05	µg/L	—	—	GELC
MCA-1	2.4	08/31/05	WG	F	CS	—	Inorg	6850	Perchlorate	—	0.753	—	—	0.05	µg/L	H	J	GELC

Table D-1 (continued)

Location	Depth (ft)	Date	Fid Matrix	Fid Prep	Lab Sample Type	Fid QC	Suite	Method	Analyte	Symbol	Result	1-sigma TPU	MDA	MDL	Units	Lab Qual	Indep Qual	Lab
MCA-1	2.4	08/31/05	WG	F	CS	—	Inorg	314.0	Perchlorate	<	4	—	—	4	µg/L	U	—	GELC
MCA-1	2.4	04/26/05	WG	F	CS	—	Inorg	314.0	Perchlorate	<	4	—	—	4	µg/L	U	—	GELC
MCA-1	2.4	04/26/05	WG	F	CS	—	Inorg	6850	Perchlorate	—	0.569	—	—	0.05	µg/L	—	J	GELC
MCA-1	2.4	07/12/06	WG	F	CS	—	Inorg	6010	Potassium	—	4.13	—	—	0.05	mg/L	—	—	GELC
MCA-1	2.4	08/31/05	WG	F	CS	—	Inorg	6010	Potassium	—	4.43	—	—	0.05	mg/L	—	—	GELC
MCA-1	2.4	04/26/05	WG	F	CS	—	Inorg	6010	Potassium	—	3.38	—	—	0.05	mg/L	—	—	GELC
MCA-1	2.4	07/12/06	WG	UF	CS	—	Inorg	6010	Potassium	—	4.5	—	—	0.05	mg/L	—	—	GELC
MCA-1	2.4	08/31/05	WG	UF	CS	—	Inorg	6010	Potassium	—	4.64	—	—	0.05	mg/L	—	—	GELC
MCA-1	2.4	04/26/05	WG	UF	CS	—	Inorg	6010	Potassium	—	3.73	—	—	0.05	mg/L	—	—	GELC
MCA-1	2.4	07/12/06	WG	F	CS	—	Inorg	6010	Silicon Dioxide	—	53	—	—	0.032	mg/L	—	J-	GELC
MCA-1	2.4	08/31/05	WG	F	CS	—	Inorg	6010	Silicon Dioxide	—	54.5	—	—	0.032	mg/L	—	—	GELC
MCA-1	2.4	04/26/05	WG	F	CS	—	Inorg	6010	Silicon Dioxide	—	51.1	—	—	0.032	mg/L	—	—	GELC
MCA-1	2.4	07/12/06	WG	UF	CS	—	Inorg	6010	Silicon Dioxide	—	64.1	—	—	0.032	mg/L	—	J-	GELC
MCA-1	2.4	08/31/05	WG	UF	CS	—	Inorg	6010	Silicon Dioxide	—	61.6	—	—	0.032	mg/L	—	—	GELC

Table D-1 (continued)

Location	Depth (ft)	Date	Fid Matrix	Fid Prep	Lab Sample Type	Fid QC	Suite	Method	Analyte	Symbol	Result	1-sigma TPU	MDA	MDL	Units	Lab Qual	Indep Qual	Lab
MCA-1	2.4	04/26/05	WG	UF	CS	—	Inorg	6010	Silicon Dioxide	—	58.6	—	—	0.032	mg/L	—	—	GELC
MCA-1	2.4	07/12/06	WG	F	CS	—	Inorg	6010	Sodium	—	26.4	—	—	0.045	mg/L	—	—	GELC
MCA-1	2.4	08/31/05	WG	F	CS	—	Inorg	6010	Sodium	—	33.6	—	—	0.045	mg/L	—	—	GELC
MCA-1	2.4	04/26/05	WG	F	CS	—	Inorg	6010	Sodium	—	25.1	—	—	0.045	mg/L	—	—	GELC
MCA-1	2.4	07/12/06	WG	UF	CS	—	Inorg	6010	Sodium	—	25.9	—	—	0.045	mg/L	—	—	GELC
MCA-1	2.4	08/31/05	WG	UF	CS	—	Inorg	6010	Sodium	—	33.6	—	—	0.045	mg/L	—	—	GELC
MCA-1	2.4	04/26/05	WG	UF	CS	—	Inorg	6010	Sodium	—	25.1	—	—	0.045	mg/L	—	—	GELC
MCA-1	2.4	07/12/06	WG	F	CS	—	Inorg	120.1	Specific Conductance	—	261	—	—	1	uS/cm	—	—	GELC
MCA-1	2.4	08/31/05	WG	F	CS	—	Inorg	120.1	Specific Conductance	—	278	—	—	1	uS/cm	—	—	GELC
MCA-1	2.4	04/26/05	WG	F	CS	—	Inorg	9050	Specific Conductance	—	196	—	—	1	uS/cm	—	—	GELC
MCA-1	2.4	07/12/06	WG	UF	CS	—	Inorg	120.1	Specific Conductance	—	263	—	—	1	uS/cm	—	—	GELC
MCA-1	2.4	08/31/05	WG	UF	CS	—	Inorg	120.1	Specific Conductance	—	282	—	—	1	uS/cm	—	—	GELC
MCA-1	2.4	04/26/05	WG	UF	CS	—	Inorg	9050	Specific Conductance	—	192	—	—	1	uS/cm	—	—	GELC
MCA-1	2.4	07/12/06	WG	F	CS	—	Inorg	300	Sulfate	—	11.3	—	—	0.1	mg/L	—	—	GELC

Table D-1 (continued)

Location	Depth (ft)	Date	Fid Matrix	Fid Prep	Lab Sample Type	Fid QC	Suite	Method	Analyte	Symbol	Result	1-sigma TPU	MDA	MDL	Units	Lab Qual	Indep Qual	Lab
MCA-1	2.4	08/31/05	WG	F	CS	—	Inorg	300	Sulfate	—	27.9	—	—	0.057	mg/L	—	—	GELC
MCA-1	2.4	04/26/05	WG	F	CS	—	Inorg	300	Sulfate	—	10.3	—	—	0.057	mg/L	—	—	GELC
MCA-1	2.4	07/12/06	WG	UF	CS	—	Inorg	300	Sulfate	—	11.4	—	—	0.1	mg/L	—	—	GELC
MCA-1	2.4	08/31/05	WG	UF	CS	—	Inorg	300	Sulfate	—	28.7	—	—	0.057	mg/L	—	—	GELC
MCA-1	2.4	04/26/05	WG	UF	CS	—	Inorg	300	Sulfate	—	10.2	—	—	0.057	mg/L	—	—	GELC
MCA-1	2.4	07/12/06	WG	UF	CS	—	Inorg	160.2	Suspended Sediment Concentration	—	4	—	—	2.85	mg/L	J	—	GELC
MCA-1	2.4	07/12/06	WG	UF	CS	—	Inorg	160.2	Suspended Sediment Concentration	—	3.63	—	—	0.713	mg/L	—	—	GELC
MCA-1	2.4	08/31/05	WG	UF	CS	—	Inorg	160.2	Suspended Sediment Concentration	—	2.06	—	—	1.07	mg/L	J	—	GELC
MCA-1	2.4	04/26/05	WG	UF	CS	—	Inorg	160.2	Suspended Sediment Concentration	<	2.28	—	—	2.28	mg/L	U	—	GELC
MCA-1	2.4	07/12/06	WG	F	CS	—	Inorg	160.1	Total Dissolved Solids	—	243	—	—	2.38	mg/L	—	—	GELC
MCA-1	2.4	08/31/05	WG	F	CS	—	Inorg	160.1	Total Dissolved Solids	—	247	—	—	2.38	mg/L	—	—	GELC
MCA-1	2.4	04/26/05	WG	F	CS	—	Inorg	160.1	Total Dissolved Solids	—	218	—	—	2.38	mg/L	—	—	GELC

Table D-1 (continued)

Location	Depth (ft)	Date	Fid Matrix	Fid Prep	Lab Sample Type	Fid QC	Suite	Method	Analyte	Symbol	Result	1-sigma TPU	MDA	MDL	Units	Lab Qual	Indep Qual	Lab
MCA-1	2.4	07/12/06	WG	UF	CS	—	Inorg	160.1	Total Dissolved Solids	—	264	—	—	2.38	mg/L	—	—	GELC
MCA-1	2.4	08/31/05	WG	UF	CS	—	Inorg	160.1	Total Dissolved Solids	—	269	—	—	2.38	mg/L	—	—	GELC
MCA-1	2.4	04/26/05	WG	UF	CS	—	Inorg	160.1	Total Dissolved Solids	—	252	—	—	2.38	mg/L	—	—	GELC
MCA-1	2.4	07/12/06	WG	F	CS	—	Inorg	351.2	Total Kjeldahl Nitrogen	—	0.364	—	—	0.01	mg/L	—	J	GELC
MCA-1	2.4	07/12/06	WG	UF	CS	—	Inorg	351.2	Total Kjeldahl Nitrogen	—	0.434	—	—	0.01	mg/L	—	J	GELC
MCA-1	2.4	08/31/05	WG	UF	CS	—	Inorg	351.2	Total Kjeldahl Nitrogen	—	0.38	—	—	0.04	mg/L	J	—	GELC
MCA-1	2.4	04/26/05	WG	UF	CS	—	Inorg	351.2	Total Kjeldahl Nitrogen	—	0.386	—	—	0.01	mg/L	—	JN-	GELC
MCA-1	2.4	07/12/06	WG	UF	CS	—	Inorg	9060	Total Organic Carbon	—	6.64	—	—	0.33	mg/L	—	—	GELC
MCA-1	2.4	08/31/05	WG	UF	CS	—	Inorg	9060	Total Organic Carbon	—	15	—	—	0.074	mg/L	—	—	GELC
MCA-1	2.4	04/26/05	WG	UF	CS	—	Inorg	9060	Total Organic Carbon	—	8.06	—	—	0.074	mg/L	—	—	GELC
MCA-1	2.4	07/12/06	WG	F	CS	—	Inorg	365.4	Total Phosphate as Phosphorus	<	0.01	—	—	0.01	mg/L	U	—	GELC
MCA-1	2.4	08/31/05	WG	F	CS	—	Inorg	365.4	Total Phosphate as Phosphorus	—	0.068	—	—	0.01	mg/L	—	—	GELC
MCA-1	2.4	07/12/06	WG	UF	CS	—	Inorg	365.4	Total Phosphate as Phosphorus	—	0.033	—	—	0.01	mg/L	J	—	GELC
MCA-1	2.4	07/12/06	WG	F	CS	—	Inorg	150.1	pH	—	6.29	—	—	0.01	SU	H	J	GELC

Table D-1 (continued)

Location	Depth (ft)	Date	Fid Matrix	Fid Prep	Lab Sample Type	Fid QC	Suite	Method	Analyte	Symbol	Result	1-sigma TPU	MDA	MDL	Units	Lab Qual	Indep Qual	Lab
MCA-1	2.4	08/31/05	WG	F	CS	—	Inorg	150.1	pH	—	6.05	—	—	0.01	SU	H	J	GELC
MCA-1	2.4	04/26/05	WG	F	CS	—	Inorg	150.1	pH	—	6.41	—	—	0.01	SU	H	J	GELC
MCA-1	2.4	07/12/06	WG	UF	CS	—	Inorg	150.1	pH	—	6.46	—	—	0.01	SU	H	J	GELC
MCA-1	2.4	08/31/05	WG	UF	CS	—	Inorg	150.1	pH	—	6.08	—	—	0.01	SU	H	J	GELC
MCA-1	2.4	04/26/05	WG	UF	CS	—	Inorg	150.1	pH	—	6.46	—	—	0.01	SU	H	J	GELC
MCA-1	2.4	07/12/06	WG	F	CS	—	Met	6010	Aluminum	—	4160	—	—	68	µg/L	—	—	GELC
MCA-1	2.4	08/31/05	WG	F	CS	—	Met	6010	Aluminum	—	4140	—	—	68	µg/L	—	—	GELC
MCA-1	2.4	04/26/05	WG	F	CS	—	Met	6010	Aluminum	—	5770	—	—	68	µg/L	—	—	GELC
MCA-1	2.4	07/12/06	WG	UF	CS	—	Met	6010	Aluminum	—	7670	—	—	68	µg/L	—	—	GELC
MCA-1	2.4	08/31/05	WG	UF	CS	—	Met	6010	Aluminum	—	5890	—	—	68	µg/L	—	—	GELC
MCA-1	2.4	04/26/05	WG	UF	CS	—	Met	6010	Aluminum	—	8740	—	—	68	µg/L	—	—	GELC
MCA-1	2.4	07/12/06	WG	F	CS	—	Met	6010	Barium	—	68.8	—	—	1	µg/L	—	—	GELC
MCA-1	2.4	08/31/05	WG	F	CS	—	Met	6010	Barium	—	84.6	—	—	1	µg/L	—	—	GELC
MCA-1	2.4	04/26/05	WG	F	CS	—	Met	6010	Barium	—	56.8	—	—	1	µg/L	—	—	GELC

Table D-1 (continued)

Location	Depth (ft)	Date	Fid Matrix	Fid Prep	Lab Sample Type	Fid QC	Suite	Method	Analyte	Symbol	Result	1-sigma TPU	MDA	MDL	Units	Lab Qual	Indep Qual	Lab
MCA-1	2.4	07/12/06	WG	UF	CS	—	Met	6010	Barium	—	80.5	—	—	1	µg/L	—	—	GELC
MCA-1	2.4	08/31/05	WG	UF	CS	—	Met	6010	Barium	—	89.3	—	—	1	µg/L	—	—	GELC
MCA-1	2.4	04/26/05	WG	UF	CS	—	Met	6010	Barium	—	67.9	—	—	1	µg/L	—	—	GELC
MCA-1	2.4	07/12/06	WG	F	CS	—	Met	6010	Boron	—	29.8	—	—	10	µg/L	J	—	GELC
MCA-1	2.4	08/31/05	WG	F	CS	—	Met	6010	Boron	—	33.7	—	—	10	µg/L	J	—	GELC
MCA-1	2.4	04/26/05	WG	F	CS	—	Met	6010	Boron	—	17.7	—	—	10	µg/L	J	—	GELC
MCA-1	2.4	07/12/06	WG	UF	CS	—	Met	6010	Boron	—	29.4	—	—	10	µg/L	J	—	GELC
MCA-1	2.4	08/31/05	WG	UF	CS	—	Met	6010	Boron	—	34.2	—	—	10	µg/L	J	—	GELC
MCA-1	2.4	04/26/05	WG	UF	CS	—	Met	6010	Boron	—	17.8	—	—	10	µg/L	J	—	GELC
MCA-1	2.4	07/12/06	WG	F	CS	—	Met	6010	Iron	—	2240	—	—	18	µg/L	—	—	GELC
MCA-1	2.4	08/31/05	WG	F	CS	—	Met	6010	Iron	—	2190	—	—	18	µg/L	—	—	GELC
MCA-1	2.4	04/26/05	WG	F	CS	—	Met	6010	Iron	—	3270	—	—	18	µg/L	—	—	GELC
MCA-1	2.4	07/12/06	WG	UF	CS	—	Met	6010	Iron	—	4110	—	—	18	µg/L	—	—	GELC
MCA-1	2.4	08/31/05	WG	UF	CS	—	Met	6010	Iron	—	3140	—	—	18	µg/L	—	—	GELC

Table D-1 (continued)

Location	Depth (ft)	Date	Fid Matrix	Fid Prep	Lab Sample Type	Fid QC	Suite	Method	Analyte	Symbol	Result	1-sigma TPU	MDA	MDL	Units	Lab Qual	Indep Qual	Lab
MCA-1	2.4	04/26/05	WG	UF	CS	—	Met	6010	Iron	—	5070	—	—	18	µg/L	—	—	GELC
MCA-1	2.4	07/12/06	WG	F	CS	—	Met	6020	Lead	—	0.71	—	—	0.5	µg/L	J	—	GELC
MCA-1	2.4	08/31/05	WG	F	CS	—	Met	6020	Lead	—	1.1	—	—	0.5	µg/L	J	—	GELC
MCA-1	2.4	04/26/05	WG	F	CS	—	Met	6020	Lead	<	1.5	—	—	0.5	µg/L	J	U	GELC
MCA-1	2.4	07/12/06	WG	UF	CS	—	Met	6020	Lead	—	1.3	—	—	0.5	µg/L	J	—	GELC
MCA-1	2.4	08/31/05	WG	UF	CS	—	Met	6020	Lead	—	1.6	—	—	0.5	µg/L	J	—	GELC
MCA-1	2.4	04/26/05	WG	UF	CS	—	Met	6020	Lead	—	2.9	—	—	0.5	µg/L	—	—	GELC
MCA-1	2.4	07/12/06	WG	F	CS	—	Met	6010	Manganese	—	13.8	—	—	2	µg/L	—	—	GELC
MCA-1	2.4	08/31/05	WG	F	CS	—	Met	6010	Manganese	—	62.4	—	—	2	µg/L	—	—	GELC
MCA-1	2.4	04/26/05	WG	F	CS	—	Met	6020	Manganese	—	22.2	—	—	1	µg/L	E	—	GELC
MCA-1	2.4	07/12/06	WG	UF	CS	—	Met	6010	Manganese	—	24	—	—	2	µg/L	—	—	GELC
MCA-1	2.4	08/31/05	WG	UF	CS	—	Met	6010	Manganese	—	50.1	—	—	2	µg/L	—	—	GELC
MCA-1	2.4	04/26/05	WG	UF	CS	—	Met	6020	Manganese	—	32.9	—	—	1	µg/L	E	J	GELC
MCA-1	2.4	07/12/06	WG	F	CS	—	Met	6010	Strontium	—	89.8	—	—	1	µg/L	—	—	GELC

Table D-1 (continued)

Location	Depth (ft)	Date	Fid Matrix	Fid Prep	Lab Sample Type	Fid QC	Suite	Method	Analyte	Symbol	Result	1-sigma TPU	MDA	MDL	Units	Lab Qual	Indep Qual	Lab
MCA-1	2.4	08/31/05	WG	F	CS	—	Met	6010	Strontium	—	116	—	—	1	µg/L	—	—	GELC
MCA-1	2.4	04/26/05	WG	F	CS	—	Met	6010	Strontium	—	70.3	—	—	1	µg/L	—	—	GELC
MCA-1	2.4	07/12/06	WG	UF	CS	—	Met	6010	Strontium	—	92	—	—	1	µg/L	—	—	GELC
MCA-1	2.4	08/31/05	WG	UF	CS	—	Met	6010	Strontium	—	117	—	—	1	µg/L	—	—	GELC
MCA-1	2.4	04/26/05	WG	UF	CS	—	Met	6010	Strontium	—	72.4	—	—	1	µg/L	—	—	GELC
MCA-1	2.4	07/12/06	WG	F	CS	—	Met	6020	Uranium	—	0.11	—	—	0.05	µg/L	J	—	GELC
MCA-1	2.4	08/31/05	WG	F	CS	—	Met	6020	Uranium	—	0.21	—	—	0.05	µg/L	—	—	GELC
MCA-1	2.4	07/12/06	WG	UF	CS	—	Met	6020	Uranium	—	0.17	—	—	0.05	µg/L	J	—	GELC
MCA-1	2.4	08/31/05	WG	UF	CS	—	Met	6020	Uranium	—	0.26	—	—	0.05	µg/L	—	—	GELC
MCA-1	2.4	07/12/06	WG	F	CS	—	Met	6010	Vanadium	—	5.2	—	—	1	µg/L	—	—	GELC
MCA-1	2.4	08/31/05	WG	F	CS	—	Met	6010	Vanadium	<	4	—	—	1	µg/L	J	U	GELC
MCA-1	2.4	04/26/05	WG	F	CS	—	Met	6010	Vanadium	<	7	—	—	1	µg/L	—	U	GELC
MCA-1	2.4	07/12/06	WG	UF	CS	—	Met	6010	Vanadium	—	7.6	—	—	1	µg/L	—	—	GELC
MCA-1	2.4	08/31/05	WG	UF	CS	—	Met	6010	Vanadium	>	5	—	—	1	µg/L	J	U	GELC

Table D-1 (continued)

Location	Depth (ft)	Date	Fid Matrix	Fid Prep	Lab Sample Type	Fid QC	Suite	Method	Analyte	Symbol	Result	1-sigma TPU	MDA	MDL	Units	Lab Qual	Indep Qual	Lab
MCA-1	2.4	04/26/05	WG	UF	CS	—	Met	6010	Vanadium	—	8.7	—	—	1	µg/L	—	—	GELC
MCA-1	2.4	07/12/06	WG	F	CS	—	Met	6010	Zinc	<	10.7	—	—	2	µg/L	—	U	GELC
MCA-1	2.4	08/31/05	WG	F	CS	—	Met	6010	Zinc	<	10.7	—	—	2	µg/L	—	U	GELC
MCA-1	2.4	04/26/05	WG	F	CS	—	Met	6010	Zinc	—	11.3	—	—	2	µg/L	—	—	GELC
MCA-1	2.4	07/12/06	WG	UF	CS	—	Met	6010	Zinc	—	17	—	—	2	µg/L	—	—	GELC
MCA-1	2.4	08/31/05	WG	UF	CS	—	Met	6010	Zinc	<	14.1	—	—	2	µg/L	—	U	GELC
MCA-1	2.4	04/26/05	WG	UF	CS	—	Met	6010	Zinc	—	18.2	—	—	2	µg/L	—	—	GELC
MCA-1	2.4	07/12/06	WG	F	CS	—	Rad	H300	Americium-241	—	-0.00376	0.00318	0.0207	—	pCi/L	U	U	GELC
MCA-1	2.4	08/31/05	WG	F	CS	—	Rad	H300	Americium-241	—	-0.00446	0.0173	0.0343	—	pCi/L	U	U	GELC
MCA-1	2.4	04/26/05	WG	F	CS	—	Rad	H300	Americium-241	—	0.00771	0.00474	0.03	—	pCi/L	U	U	GELC
MCA-1	2.4	07/12/06	WG	UF	CS	—	Rad	H300	Americium-241	—	-0.0144	0.0161	0.0262	—	pCi/L	U	U	GELC
MCA-1	2.4	08/31/05	WG	UF	CS	—	Rad	H300	Americium-241	—	0.0118	0.0132	0.0323	—	pCi/L	U	U	GELC
MCA-1	2.4	04/26/05	WG	UF	CS	—	Rad	H300	Americium-241	—	0.0114	0.00807	0.03	—	pCi/L	U	U	GELC
MCA-1	2.4	07/12/06	WG	F	CS	—	Rad	901.1	Cesium-137	—	-1.53	1.09	3.65	—	pCi/L	U	U	GELC

Table D-1 (continued)

Location	Depth (ft)	Date	Fid Matrix	Fid Prep	Lab Sample Type	Fid QC	Suite	Method	Analyte	Symbol	Result	1-sigma TPU	MDA	MDL	Units	Lab Qual	Indep Qual	Lab
MCA-1	2.4	08/31/05	WG	F	CS	—	Rad	901.1	Cesium-137	—	0.411	0.957	3.5	—	pCi/L	U	U	GELC
MCA-1	2.4	04/26/05	WG	F	CS	—	Rad	901.1	Cesium-137	—	-0.864	0.955	3.33	—	pCi/L	U	U	GELC
MCA-1	2.4	07/12/06	WG	UF	CS	—	Rad	901.1	Cesium-137	—	-1.03	1.2	3.62	—	pCi/L	U	U	GELC
MCA-1	2.4	08/31/05	WG	UF	CS	—	Rad	901.1	Cesium-137	—	-1.42	0.965	3.13	—	pCi/L	U	U	GELC
MCA-1	2.4	04/26/05	WG	UF	CS	—	Rad	901.1	Cesium-137	—	-1.31	1.15	3.8	—	pCi/L	U	U	GELC
MCA-1	2.4	07/12/06	WG	F	CS	—	Rad	901.1	Cobalt-60	—	-0.477	0.999	3.79	—	pCi/L	U	U	GELC
MCA-1	2.4	08/31/05	WG	F	CS	—	Rad	901.1	Cobalt-60	—	0.652	1.03	3.97	—	pCi/L	U	U	GELC
MCA-1	2.4	04/26/05	WG	F	CS	—	Rad	901.1	Cobalt-60	—	3.31	0.465	4	—	pCi/L	U	U	GELC
MCA-1	2.4	07/12/06	WG	UF	CS	—	Rad	901.1	Cobalt-60	—	-1.14	1.34	4.05	—	pCi/L	U	U	GELC
MCA-1	2.4	08/31/05	WG	UF	CS	—	Rad	901.1	Cobalt-60	—	0.349	1.1	4.2	—	pCi/L	U	U	GELC
MCA-1	2.4	04/26/05	WG	UF	CS	—	Rad	901.1	Cobalt-60	—	1.37	1.16	4.63	—	pCi/L	U	U	GELC
MCA-1	2.4	07/12/06	WG	F	CS	—	Rad	900	Gross alpha	—	1.77	0.502	1.26	—	pCi/L	—	J, J-	GELC
MCA-1	2.4	08/31/05	WG	F	CS	—	Rad	900	Gross alpha	—	1.35	0.489	1.64	—	pCi/L	U	U	GELC
MCA-1	2.4	04/26/05	WG	F	CS	—	Rad	900	Gross alpha	—	2.35	0.342	0.777	—	pCi/L	—	—	GELC

Table D-1 (continued)

Location	Depth (ft)	Date	Fid Matrix	Fid Prep	Lab Sample Type	Fid QC	Suite	Method	Analyte	Symbol	Result	1-sigma TPU	MDA	MDL	Units	Lab Qual	Indep Qual	Lab
MCA-1	2.4	07/12/06	WG	UF	CS	—	Rad	900	Gross alpha	—	3.31	0.596	1.42	—	pCi/L	—	J, J-	GELC
MCA-1	2.4	08/31/05	WG	UF	CS	—	Rad	900	Gross alpha	—	1.31	0.548	1.79	—	pCi/L	U	U	GELC
MCA-1	2.4	04/26/05	WG	UF	CS	—	Rad	900	Gross alpha	—	3.66	0.713	2.18	—	pCi/L	—	J	GELC
MCA-1	2.4	07/12/06	WG	F	CS	—	Rad	900	Gross beta	—	6.54	0.628	1.95	—	pCi/L	—	—	GELC
MCA-1	2.4	08/31/05	WG	F	CS	—	Rad	900	Gross beta	—	6.03	1.09	4.01	—	pCi/L	—	J	GELC
MCA-1	2.4	04/26/05	WG	F	CS	—	Rad	900	Gross beta	—	4.97	0.693	2.34	—	pCi/L	—	J	GELC
MCA-1	2.4	07/12/06	WG	UF	CS	—	Rad	900	Gross beta	—	8.83	0.764	2.4	—	pCi/L	—	—	GELC
MCA-1	2.4	08/31/05	WG	UF	CS	—	Rad	900	Gross beta	—	10.5	1.06	3.12	—	pCi/L	—	—	GELC
MCA-1	2.4	04/26/05	WG	UF	CS	—	Rad	900	Gross beta	—	6.58	0.847	2.57	—	pCi/L	—	J	GELC
MCA-1	2.4	07/12/06	WG	F	CS	—	Rad	901.1	Gross gamma	—	102	79.5	247	—	pCi/L	U	U	GELC
MCA-1	2.4	08/31/05	WG	F	CS	—	Rad	901.1	Gross gamma	—	110	118	319	—	pCi/L	U	U	GELC
MCA-1	2.4	04/26/05	WG	F	CS	—	Rad	901.1	Gross gamma	—	87.8	80.8	322	—	pCi/L	U	U	GELC
MCA-1	2.4	07/12/06	WG	UF	CS	—	Rad	901.1	Gross gamma	—	84.7	88.2	249	—	pCi/L	U	U	GELC
MCA-1	2.4	08/31/05	WG	UF	CS	—	Rad	901.1	Gross gamma	—	92.4	120	301	—	pCi/L	U	U	GELC

Table D-1 (continued)

Location	Depth (ft)	Date	Fid Matrix	Fid Prep	Lab Sample Type	Fid QC	Suite	Method	Analyte	Symbol	Result	1-sigma TPU	MDA	MDL	Units	Lab Qual	Indep Qual	Lab
MCA-1	2.4	04/26/05	WG	UF	CS	—	Rad	901.1	Gross gamma	—	95.1	79.2	414	—	pCi/L	U	U	GELC
MCA-1	2.4	07/12/06	WG	F	CS	—	Rad	901.1	Neptunium-237	—	8.07	7.71	28.2	—	pCi/L	U	U	GELC
MCA-1	2.4	08/31/05	WG	F	CS	—	Rad	901.1	Neptunium-237	—	3.46	5.04	15.7	—	pCi/L	U	U	GELC
MCA-1	2.4	04/26/05	WG	F	CS	—	Rad	901.1	Neptunium-237	—	-6.35	8.2	27.4	—	pCi/L	U	U	GELC
MCA-1	2.4	07/12/06	WG	UF	CS	—	Rad	901.1	Neptunium-237	—	-21.4	9.53	26.1	—	pCi/L	U	U	GELC
MCA-1	2.4	08/31/05	WG	UF	CS	—	Rad	901.1	Neptunium-237	—	4.78	7.73	24	—	pCi/L	U	U	GELC
MCA-1	2.4	04/26/05	WG	UF	CS	—	Rad	901.1	Neptunium-237	—	10.4	10.5	32.2	—	pCi/L	U	U	GELC
MCA-1	2.4	07/12/06	WG	F	CS	—	Rad	H300	Plutonium-238	—	0.00235	0.00623	0.0226	—	pCi/L	U	U	GELC
MCA-1	2.4	08/31/05	WG	F	CS	—	Rad	H300	Plutonium-238	—	0.0128	0.0125	0.0379	—	pCi/L	U	U	GELC
MCA-1	2.4	04/26/05	WG	F	CS	—	Rad	H300	Plutonium-238	—	-0.00189	0.00328	0.039	—	pCi/L	U	U	GELC
MCA-1	2.4	07/12/06	WG	UF	CS	—	Rad	H300	Plutonium-238	—	0.0249	0.013	0.0218	—	pCi/L	—	J	GELC
MCA-1	2.4	08/31/05	WG	UF	CS	—	Rad	H300	Plutonium-238	—	0.0115	0.00947	0.0476	—	pCi/L	U	U	GELC
MCA-1	2.4	04/26/05	WG	UF	CS	—	Rad	H300	Plutonium-238	—	-7.7E-10	0.00396	0.034	—	pCi/L	U	U	GELC
MCA-1	2.4	07/12/06	WG	F	CS	—	Rad	H300	Plutonium-239/240	—	0.0047	0.00577	0.0263	—	pCi/L	U	U	GELC

Table D-1 (continued)

Location	Depth (ft)	Date	Fid Matrix	Fid Prep	Lab Sample Type	Fid QC	Suite	Method	Analyte	Symbol	Result	1-sigma TPU	MDA	MDL	Units	Lab Qual	Indep Qual	Lab
MCA-1	2.4	08/31/05	WG	F	CS	—	Rad	H300	Plutonium-239/240	—	-0.0073	0.00895	0.032	—	pCi/L	U	U	GELC
MCA-1	2.4	04/26/05	WG	F	CS	—	Rad	H300	Plutonium-239/240	—	0.0113	0.00538	0.033	—	pCi/L	U	U	GELC
MCA-1	2.4	07/12/06	WG	UF	CS	—	Rad	H300	Plutonium-239/240	—	0.0226	0.00789	0.0254	—	pCi/L	U	U	GELC
MCA-1	2.4	08/31/05	WG	UF	CS	—	Rad	H300	Plutonium-239/240	—	-0.00458	0.00858	0.0402	—	pCi/L	U	U	GELC
MCA-1	2.4	04/26/05	WG	UF	CS	—	Rad	H300	Plutonium-239/240	—	0.0161	0.00514	0.028	—	pCi/L	U	U	GELC
MCA-1	2.4	07/12/06	WG	F	CS	—	Rad	901.1	Potassium-40	—	66.6	15	69.1	—	pCi/L	U	U	GELC
MCA-1	2.4	08/31/05	WG	F	CS	—	Rad	901.1	Potassium-40	—	76.1	19.4	38.7	—	pCi/L	UI	R	GELC
MCA-1	2.4	04/26/05	WG	F	CS	—	Rad	901.1	Potassium-40	—	5.65	15.9	35.4	—	pCi/L	U	U	GELC
MCA-1	2.4	07/12/06	WG	UF	CS	—	Rad	901.1	Potassium-40	—	1.88	16.7	51.3	—	pCi/L	U	U	GELC
MCA-1	2.4	08/31/05	WG	UF	CS	—	Rad	901.1	Potassium-40	—	16.4	16.7	28.3	—	pCi/L	U	U	GELC
MCA-1	2.4	04/26/05	WG	UF	CS	—	Rad	901.1	Potassium-40	—	5.23	13.8	50.8	—	pCi/L	U	U	GELC
MCA-1	2.4	07/12/06	WG	F	CS	—	Rad	901.1	Sodium-22	—	0.395	1.02	4.17	—	pCi/L	U	U	GELC
MCA-1	2.4	08/31/05	WG	F	CS	—	Rad	901.1	Sodium-22	—	0.712	1.27	4.22	—	pCi/L	U	U	GELC
MCA-1	2.4	04/26/05	WG	F	CS	—	Rad	901.1	Sodium-22	—	0.126	1	3.77	—	pCi/L	U	U	GELC

Table D-1 (continued)

Location	Depth (ft)	Date	Fid Matrix	Fid Prep	Lab Sample Type	Fid QC	Suite	Method	Analyte	Symbol	Result	1-sigma TPU	MDA	MDL	Units	Lab Qual	Indep Qual	Lab
MCA-1	2.4	07/12/06	WG	UF	CS	—	Rad	901.1	Sodium-22	—	2.46	1.07	4.18	—	pCi/L	U	U	GELC
MCA-1	2.4	08/31/05	WG	UF	CS	—	Rad	901.1	Sodium-22	—	-0.17	0.967	3.61	—	pCi/L	U	U	GELC
MCA-1	2.4	04/26/05	WG	UF	CS	—	Rad	901.1	Sodium-22	—	5.37	2.15	3.88	—	pCi/L	UI	R	GELC
MCA-1	2.4	07/12/06	WG	F	CS	—	Rad	905.0	Strontium-90	—	0.267	0.0894	0.332	—	pCi/L	U	U	GELC
MCA-1	2.4	08/31/05	WG	F	CS	—	Rad	905.0	Strontium-90	—	0.322	0.0818	0.266	—	pCi/L	—	J	GELC
MCA-1	2.4	04/26/05	WG	F	CS	—	Rad	905.0	Strontium-90	—	0.42	0.103	0.358	—	pCi/L	—	J	GELC
MCA-1	2.4	07/12/06	WG	UF	CS	—	Rad	905.0	Strontium-90	—	-0.0107	0.0732	0.361	—	pCi/L	U	U	GELC
MCA-1	2.4	08/31/05	WG	UF	CS	—	Rad	905.0	Strontium-90	—	0.235	0.0716	0.252	—	pCi/L	U	U	GELC
MCA-1	2.4	04/26/05	WG	UF	CS	—	Rad	905.0	Strontium-90	—	0.214	0.0938	0.305	—	pCi/L	U	U	GELC
MCA-1	2.4	07/12/06	WG	UF	CS	—	Rad	LLEE	Tritium	—	79.1864	2.5544	0.2873 7	—	pCi/L	—	—	UMTL
MCA-1	2.4	08/31/05	WG	UF	CS	—	Rad	906.0	Tritium	—	122	65.5	214	—	pCi/L	U	U	GELC
MCA-1	2.4	04/26/05	WG	UF	CS	—	Rad	906.0	Tritium	—	108	65.7	216	—	pCi/L	U	U	GELC
MCA-1	2.4	04/26/05	WG	UF	CS	—	Rad	LLEE	Tritium	—	109.839 2	3.5123	—	0.28737	pCi/L	—	—	UMTL
MCA-1	2.4	07/12/06	WG	F	CS	—	Rad	H300	Uranium-234	—	0.103	0.0172	0.0438	—	pCi/L	—	J	GELC

Table D-1 (continued)

Location	Depth (ft)	Date	Fid Matrix	Fid Prep	Lab Sample Type	Fid QC	Suite	Method	Analyte	Symbol	Result	1-sigma TPU	MDA	MDL	Units	Lab Qual	Indep Qual	Lab
MCA-1	2.4	08/31/05	WG	F	CS	—	Rad	H300	Uranium-234	—	0.0983	0.0228	0.103	—	pCi/L	U	U	GELC
MCA-1	2.4	04/26/05	WG	F	CS	—	Rad	H300	Uranium-234	—	0.113	0.0163	0.059	—	pCi/L	—	J	GELC
MCA-1	2.4	07/12/06	WG	UF	CS	—	Rad	H300	Uranium-234	—	0.225	0.0266	0.0448	—	pCi/L	—	—	GELC
MCA-1	2.4	08/31/05	WG	UF	CS	—	Rad	H300	Uranium-234	—	0.0881	0.0198	0.0995	—	pCi/L	U	U	GELC
MCA-1	2.4	04/26/05	WG	UF	CS	—	Rad	H300	Uranium-234	—	0.173	0.0201	0.057	—	pCi/L	—	J	GELC
MCA-1	2.4	07/12/06	WG	F	CS	—	Rad	H300	Uranium-235/236	—	0.0104	0.00522	0.0369	—	pCi/L	U	U	GELC
MCA-1	2.4	08/31/05	WG	F	CS	—	Rad	H300	Uranium-235/236	—	0.0377	0.0249	0.0778	—	pCi/L	U	U	GELC
MCA-1	2.4	04/26/05	WG	F	CS	—	Rad	H300	Uranium-235/236	—	0.0173	0.00698	0.038	—	pCi/L	U	U	GELC
MCA-1	2.4	07/12/06	WG	UF	CS	—	Rad	H300	Uranium-235/236	—	0.0239	0.00891	0.0378	—	pCi/L	U	U	GELC
MCA-1	2.4	08/31/05	WG	UF	CS	—	Rad	H300	Uranium-235/236	—	0.0484	0.0153	0.0749	—	pCi/L	U	U	GELC
MCA-1	2.4	04/26/05	WG	UF	CS	—	Rad	H300	Uranium-235/236	—	0.034	0.00934	0.037	—	pCi/L	U	U	GELC
MCA-1	2.4	07/12/06	WG	F	CS	—	Rad	H300	Uranium-238	—	0.105	0.0171	0.0466	—	pCi/L	—	J	GELC
MCA-1	2.4	08/31/05	WG	F	CS	—	Rad	H300	Uranium-238	—	0.0441	0.0261	0.0732	—	pCi/L	U	U	GELC
MCA-1	2.4	04/26/05	WG	F	CS	—	Rad	H300	Uranium-238	—	0.098	0.0147	0.041	—	pCi/L	—	J	GELC

Table D-1 (continued)

Location	Depth (ft)	Date	Fid Matrix	Fid Prep	Lab Sample Type	Fid QC	Suite	Method	Analyte	Symbol	Result	1-sigma TPU	MDA	MDL	Units	Lab Qual	Indep Qual	Lab
MCA-1	2.4	07/12/06	WG	UF	CS	—	Rad	H300	Uranium-238	—	0.2	0.0241	0.0476	—	pCi/L	—	—	GELC
MCA-1	2.4	08/31/05	WG	UF	CS	—	Rad	H300	Uranium-238	—	0.0914	0.019	0.0705	—	pCi/L	—	J	GELC
MCA-1	2.4	04/26/05	WG	UF	CS	—	Rad	H300	Uranium-238	—	0.202	0.021	0.041	—	pCi/L	—	J	GELC
MCA-1	2.4	07/12/06	WG	UF	CS	FTB	Voa	8260	Acetone	—	1.91	—	—	1.25	µg/L	J	J, J+	GELC
MCA-1	2.4	07/12/06	WG	UF	CS	—	Voa	8260	Acetone	<	17	—	—	1.25	µg/L	B	J, J+, U	GELC
MCA-1	2.4	08/31/05	WG	UF	CS	FTB	Voa	8260	Acetone	<	5	—	—	—	µg/L	U	—	GELC
MCA-1	2.4	08/31/05	WG	UF	CS	—	Voa	8260	Acetone	<	5	—	—	—	µg/L	U	—	GELC
MCA-1	2.4	04/26/05	WG	UF	CS	FTB	Voa	8260	Acetone	<	5	—	—	—	µg/L	U	—	GELC
MCA-1	2.4	04/26/05	WG	UF	CS	—	Voa	8260	Acetone	<	5	—	—	—	µg/L	U	—	GELC
MCA-1	2.4	07/12/06	WG	UF	CS	FTB	Voa	8260	Butanone[2-]	<	5	—	—	1.25	µg/L	U	UJ	GELC
MCA-1	2.4	07/12/06	WG	UF	CS	—	Voa	8260	Butanone[2-]	—	2.31	—	—	1.25	µg/L	J	J, J+	GELC
MCA-1	2.4	08/31/05	WG	UF	CS	FTB	Voa	8260	Butanone[2-]	<	5	—	—	—	µg/L	U	—	GELC
MCA-1	2.4	08/31/05	WG	UF	CS	—	Voa	8260	Butanone[2-]	<	5	—	—	—	µg/L	U	—	GELC
MCA-1	2.4	04/26/05	WG	UF	CS	FTB	Voa	8260	Butanone[2-]	<	5	—	—	—	µg/L	U	—	GELC

Table D-1 (continued)

Location	Depth (ft)	Date	Fid Matrix	Fid Prep	Lab Sample Type	Fid QC	Suite	Method	Analyte	Symbol	Result	1-sigma TPU	MDA	MDL	Units	Lab Qual	Indep Qual	Lab
MCA-1	2.4	04/26/05	WG	UF	CS	—	Voa	8260	Butanone[2-]	—	1.4	—	—	—	µg/L	J	—	GELC
MCO-0.6	1.05	07/10/06	WG	UF	CS	—	Dro	8015	Diesel Range Organics	—	211	—	—	16.5	µg/L	B	—	GELC
MCO-0.6	1.05	07/10/06	WG	F	CS	—	Inorg	310.1	Alkalinity-CO ₃ +HCO ₃	—	52.2	—	—	0.725	mg/L	—	—	GELC
MCO-0.6	1.05	09/19/05	WG	F	CS	—	Inorg	310.1	Alkalinity-CO ₃ +HCO ₃	—	195	—	—	1.45	mg/L	—	—	GELC
MCO-0.6	1.05	07/10/06	WG	UF	CS	—	Inorg	310.1	Alkalinity-CO ₃ +HCO ₃	—	49.5	—	—	0.725	mg/L	—	—	GELC
MCO-0.6	1.05	09/19/05	WG	UF	CS	—	Inorg	310.1	Alkalinity-CO ₃ +HCO ₃	—	197	—	—	1.45	mg/L	—	—	GELC
MCO-0.6	1.05	07/10/06	WG	F	CS	—	Inorg	6010	Calcium	—	50.5	—	—	0.036	mg/L	—	—	GELC
MCO-0.6	1.05	09/19/05	WG	F	CS	—	Inorg	6010	Calcium	—	22.8	—	—	0.036	mg/L	—	J	GELC
MCO-0.6	1.05	07/10/06	WG	UF	CS	—	Inorg	6010	Calcium	—	53	—	—	0.036	mg/L	—	—	GELC
MCO-0.6	1.05	09/19/05	WG	UF	CS	—	Inorg	6010	Calcium	—	23.6	—	—	0.036	mg/L	—	J	GELC
MCO-0.6	1.05	07/10/06	WG	UF	CS	—	Inorg	410.4	Chemical Oxygen Demand	—	43.3	—	—	0.89	mg/L	—	—	GELC
MCO-0.6	1.05	07/10/06	WG	F	CS	—	Inorg	300	Chloride	—	739	—	—	6.6	mg/L	—	—	GELC
MCO-0.6	1.05	09/19/05	WG	F	CS	—	Inorg	300	Chloride	—	303	—	—	2.65	mg/L	—	—	GELC
MCO-0.6	1.05	07/10/06	WG	UF	CS	—	Inorg	300	Chloride	—	759	—	—	6.6	mg/L	—	—	GELC

Table D-1 (continued)

Location	Depth (ft)	Date	Fid Matrix	Fid Prep	Lab Sample Type	Fid QC	Suite	Method	Analyte	Symbol	Result	1-sigma TPU	MDA	MDL	Units	Lab Qual	Indep Qual	Lab
MCO-0.6	1.05	09/19/05	WG	UF	CS	—	Inorg	300	Chloride	—	299	—	—	2.65	mg/L	—	—	GELC
MCO-0.6	1.05	07/10/06	WG	F	CS	—	Inorg	300	Fluoride	—	0.112	—	—	0.033	mg/L	—	—	GELC
MCO-0.6	1.05	09/19/05	WG	F	CS	—	Inorg	300	Fluoride	—	0.219	—	—	0.03	mg/L	—	—	GELC
MCO-0.6	1.05	07/10/06	WG	UF	CS	—	Inorg	300	Fluoride	—	0.135	—	—	0.033	mg/L	—	—	GELC
MCO-0.6	1.05	09/19/05	WG	UF	CS	—	Inorg	300	Fluoride	—	0.22	—	—	0.03	mg/L	—	—	GELC
MCO-0.6	1.05	07/10/06	WG	F	CS	—	Inorg	A2340	Hardness	—	169	—	—	0.085	mg/L	—	—	GELC
MCO-0.6	1.05	09/19/05	WG	F	CS	—	Inorg	A2340	Hardness	—	77.5	—	—	0.085	mg/L	—	—	GELC
MCO-0.6	1.05	07/10/06	WG	UF	CS	—	Inorg	A2340	Hardness	—	178	—	—	0.085	mg/L	—	—	GELC
MCO-0.6	1.05	09/19/05	WG	UF	CS	—	Inorg	A2340	Hardness	—	81.7	—	—	0.085	mg/L	—	—	GELC
MCO-0.6	1.05	07/10/06	WG	F	CS	—	Inorg	6010	Magnesium	—	10.4	—	—	0.085	mg/L	—	—	GELC
MCO-0.6	1.05	09/19/05	WG	F	CS	—	Inorg	6010	Magnesium	—	4.99	—	—	0.085	mg/L	—	—	GELC
MCO-0.6	1.05	07/10/06	WG	UF	CS	—	Inorg	6010	Magnesium	—	11.1	—	—	0.085	mg/L	—	—	GELC
MCO-0.6	1.05	09/19/05	WG	UF	CS	—	Inorg	6010	Magnesium	—	5.52	—	—	0.085	mg/L	—	—	GELC
MCO-0.6	1.05	07/10/06	WG	F	CS	—	Inorg	6850	Perchlorate	—	0.103	—	—	0.05	µg/L	J	—	GELC

Table D-1 (continued)

Location	Depth (ft)	Date	Fid Matrix	Fid Prep	Lab Sample Type	Fid QC	Suite	Method	Analyte	Symbol	Result	1-sigma TPU	MDA	MDL	Units	Lab Qual	Indep Qual	Lab
MCO-0.6	1.05	07/10/06	WG	F	CS	—	Inorg	314.0	Perchlorate	<	4	—	—	4	µg/L	U	—	GELC
MCO-0.6	1.05	09/19/05	WG	F	CS	—	Inorg	314.0	Perchlorate	<	4	—	—	4	µg/L	U	—	GELC
MCO-0.6	1.05	09/19/05	WG	F	CS	—	Inorg	6850	Perchlorate	<	0.05	—	—	0.05	µg/L	U	—	GELC
MCO-0.6	1.05	07/10/06	WG	F	CS	—	Inorg	6010	Potassium	—	20.8	—	—	0.05	mg/L	—	—	GELC
MCO-0.6	1.05	09/19/05	WG	F	CS	—	Inorg	6010	Potassium	—	12.1	—	—	0.05	mg/L	—	—	GELC
MCO-0.6	1.05	07/10/06	WG	UF	CS	—	Inorg	6010	Potassium	—	21.7	—	—	0.05	mg/L	—	—	GELC
MCO-0.6	1.05	09/19/05	WG	UF	CS	—	Inorg	6010	Potassium	—	12.7	—	—	0.05	mg/L	—	—	GELC
MCO-0.6	1.05	07/10/06	WG	F	CS	—	Inorg	6010	Silicon Dioxide	—	36.9	—	—	0.032	mg/L	—	—	GELC
MCO-0.6	1.05	09/19/05	WG	F	CS	—	Inorg	6010	Silicon Dioxide	—	34.7	—	—	0.032	mg/L	—	J	GELC
MCO-0.6	1.05	07/10/06	WG	UF	CS	—	Inorg	6010	Silicon Dioxide	—	47.4	—	—	0.032	mg/L	—	—	GELC
MCO-0.6	1.05	09/19/05	WG	UF	CS	—	Inorg	6010	Silicon Dioxide	—	46.8	—	—	0.032	mg/L	—	J	GELC
MCO-0.6	1.05	07/10/06	WG	F	CS	—	Inorg	6010	Sodium	—	481	—	—	0.225	mg/L	—	—	GELC
MCO-0.6	1.05	09/19/05	WG	F	CS	—	Inorg	6010	Sodium	—	273	—	—	0.225	mg/L	—	J	GELC
MCO-0.6	1.05	07/10/06	WG	UF	CS	—	Inorg	6010	Sodium	—	488	—	—	0.225	mg/L	—	—	GELC

Table D-1 (continued)

Location	Depth (ft)	Date	Fid Matrix	Fid Prep	Lab Sample Type	Fid QC	Suite	Method	Analyte	Symbol	Result	1-sigma TPU	MDA	MDL	Units	Lab Qual	Indep Qual	Lab
MCO-0.6	1.05	09/19/05	WG	UF	CS	—	Inorg	6010	Sodium	—	277	—	—	0.225	mg/L	—	J	GELC
MCO-0.6	1.05	07/10/06	WG	F	CS	—	Inorg	120.1	Specific Conductance	—	2670	—	—	1	uS/cm	—	—	GELC
MCO-0.6	1.05	09/19/05	WG	F	CS	—	Inorg	120.1	Specific Conductance	—	1260	—	—	1	uS/cm	—	—	GELC
MCO-0.6	1.05	07/10/06	WG	UF	CS	—	Inorg	120.1	Specific Conductance	—	2650	—	—	1	uS/cm	—	—	GELC
MCO-0.6	1.05	09/19/05	WG	UF	CS	—	Inorg	120.1	Specific Conductance	—	1260	—	—	1	uS/cm	—	—	GELC
MCO-0.6	1.05	07/10/06	WG	F	CS	—	Inorg	300	Sulfate	—	23.8	—	—	0.1	mg/L	—	—	GELC
MCO-0.6	1.05	09/19/05	WG	F	CS	—	Inorg	300	Sulfate	—	12.7	—	—	0.057	mg/L	—	—	GELC
MCO-0.6	1.05	07/10/06	WG	UF	CS	—	Inorg	300	Sulfate	—	24	—	—	0.1	mg/L	—	—	GELC
MCO-0.6	1.05	09/19/05	WG	UF	CS	—	Inorg	300	Sulfate	—	12.8	—	—	0.057	mg/L	—	—	GELC
MCO-0.6	1.05	07/10/06	WG	UF	CS	—	Inorg	160.2	Suspended Sediment Concentration	—	12.9	—	—	1.27	mg/L	—	—	GELC
MCO-0.6	1.05	09/19/05	WG	UF	CS	—	Inorg	160.2	Suspended Sediment Concentration	—	43.7	—	—	2.11	mg/L	—	—	GELC
MCO-0.6	1.05	09/19/05	WG	UF	RE	—	Inorg	160.2	Suspended Sediment Concentration	—	53.3	—	—	2.11	mg/L	—	—	GELC
MCO-0.6	1.05	07/10/06	WG	F	CS	—	Inorg	160.1	Total Dissolved Solids	—	1580	—	—	2.38	mg/L	—	—	GELC

Table D-1 (continued)

Location	Depth (ft)	Date	Fid Matrix	Fid Prep	Lab Sample Type	Fid QC	Suite	Method	Analyte	Symbol	Result	1-sigma TPU	MDA	MDL	Units	Lab Qual	Indep Qual	Lab
MCO-0.6	1.05	09/19/05	WG	F	CS	—	Inorg	160.1	Total Dissolved Solids	—	907	—	—	2.38	mg/L	—	—	GELC
MCO-0.6	1.05	07/10/06	WG	UF	CS	—	Inorg	160.1	Total Dissolved Solids	—	1650	—	—	2.38	mg/L	—	—	GELC
MCO-0.6	1.05	09/19/05	WG	UF	CS	—	Inorg	160.1	Total Dissolved Solids	—	989	—	—	2.38	mg/L	—	—	GELC
MCO-0.6	1.05	07/10/06	WG	F	CS	—	Inorg	351.2	Total Kjeldahl Nitrogen	—	0.76	—	—	0.01	mg/L	—	—	GELC
MCO-0.6	1.05	07/10/06	WG	UF	CS	—	Inorg	351.2	Total Kjeldahl Nitrogen	—	1.18	—	—	0.01	mg/L	—	—	GELC
MCO-0.6	1.05	09/19/05	WG	UF	CS	—	Inorg	351.2	Total Kjeldahl Nitrogen	—	2.35	—	—	0.05	mg/L	—	—	GELC
MCO-0.6	1.05	07/10/06	WG	UF	CS	—	Inorg	9060	Total Organic Carbon	—	12.4	—	—	0.33	mg/L	—	—	GELC
MCO-0.6	1.05	09/19/05	WG	UF	CS	—	Inorg	9060	Total Organic Carbon	—	44.9	—	—	0.37	mg/L	—	—	GELC
MCO-0.6	1.05	07/10/06	WG	UF	CS	—	Inorg	160.2	Total Suspended Solids	—	12.9	—	—	0.76	mg/L	—	—	GELC
MCO-0.6	1.05	07/10/06	WG	F	CS	—	Inorg	150.1	pH	—	5.99	—	—	0.01	SU	H	J	GELC
MCO-0.6	1.05	09/19/05	WG	F	CS	—	Inorg	150.1	pH	—	6.08	—	—	0.01	SU	H	J	GELC
MCO-0.6	1.05	07/10/06	WG	UF	CS	—	Inorg	150.1	pH	—	5.97	—	—	0.01	SU	H	J	GELC
MCO-0.6	1.05	09/19/05	WG	UF	CS	—	Inorg	150.1	pH	—	6.33	—	—	0.01	SU	H	J	GELC
MCO-0.6	1.05	07/10/06	WG	F	CS	—	Met	6010	Aluminum	—	2880	—	—	68	µg/L	*	—	GELC

Table D-1 (continued)

Location	Depth (ft)	Date	Fid Matrix	Fid Prep	Lab Sample Type	Fid QC	Suite	Method	Analyte	Symbol	Result	1-sigma TPU	MDA	MDL	Units	Lab Qual	Indep Qual	Lab
MCO-0.6	1.05	09/19/05	WG	F	CS	—	Met	6010	Aluminum	—	1040	—	—	68	µg/L	N	J+	GELC
MCO-0.6	1.05	07/10/06	WG	UF	CS	—	Met	6010	Aluminum	—	5310	—	—	68	µg/L	*	—	GELC
MCO-0.6	1.05	09/19/05	WG	UF	CS	—	Met	6010	Aluminum	—	3880	—	—	68	µg/L	N	J+	GELC
MCO-0.6	1.05	07/10/06	WG	F	CS	—	Met	6020	Antimony	—	0.72	—	—	0.5	µg/L	J	—	GELC
MCO-0.6	1.05	09/19/05	WG	F	CS	—	Met	6020	Antimony	<	0.5	—	—	0.5	µg/L	U	—	GELC
MCO-0.6	1.05	07/10/06	WG	UF	CS	—	Met	6020	Antimony	—	0.63	—	—	0.5	µg/L	J	—	GELC
MCO-0.6	1.05	09/19/05	WG	UF	CS	—	Met	6020	Antimony	<	0.5	—	—	0.5	µg/L	U	—	GELC
MCO-0.6	1.05	07/10/06	WG	F	CS	—	Met	6010	Barium	—	676	—	—	1	µg/L	—	—	GELC
MCO-0.6	1.05	09/19/05	WG	F	CS	—	Met	6010	Barium	—	214	—	—	1	µg/L	—	—	GELC
MCO-0.6	1.05	07/10/06	WG	UF	CS	—	Met	6010	Barium	—	702	—	—	1	µg/L	—	—	GELC
MCO-0.6	1.05	09/19/05	WG	UF	CS	—	Met	6010	Barium	—	234	—	—	1	µg/L	—	—	GELC
MCO-0.6	1.05	07/10/06	WG	F	CS	—	Met	6010	Beryllium	—	1.9	—	—	1	µg/L	J	—	GELC
MCO-0.6	1.05	09/19/05	WG	F	CS	—	Met	6010	Beryllium	<	1	—	—	1	µg/L	U	—	GELC
MCO-0.6	1.05	07/10/06	WG	UF	CS	—	Met	6010	Beryllium	>	1	—	—	1	µg/L	U	—	GELC

Table D-1 (continued)

Location	Depth (ft)	Date	Fid Matrix	Fid Prep	Lab Sample Type	Fid QC	Suite	Method	Analyte	Symbol	Result	1-sigma TPU	MDA	MDL	Units	Lab Qual	Indep Qual	Lab
MCO-0.6	1.05	09/19/05	WG	UF	CS	—	Met	6010	Beryllium	<	1	—	—	1	µg/L	U	—	GELC
MCO-0.6	1.05	07/10/06	WG	F	CS	—	Met	6010	Boron	—	25.2	—	—	10	µg/L	J	—	GELC
MCO-0.6	1.05	09/19/05	WG	F	CS	—	Met	6010	Boron	—	20.9	—	—	10	µg/L	J	—	GELC
MCO-0.6	1.05	07/10/06	WG	UF	CS	—	Met	6010	Boron	—	25.8	—	—	10	µg/L	J	—	GELC
MCO-0.6	1.05	09/19/05	WG	UF	CS	—	Met	6010	Boron	—	21.1	—	—	10	µg/L	J	—	GELC
MCO-0.6	1.05	07/10/06	WG	F	CS	—	Met	6020	Cadmium	—	0.39	—	—	0.1	µg/L	J	—	GELC
MCO-0.6	1.05	09/19/05	WG	F	CS	—	Met	6020	Cadmium	<	0.1	—	—	0.1	µg/L	U	—	GELC
MCO-0.6	1.05	07/10/06	WG	UF	CS	—	Met	6020	Cadmium	—	0.27	—	—	0.1	µg/L	J	—	GELC
MCO-0.6	1.05	09/19/05	WG	UF	CS	—	Met	6020	Cadmium	—	0.13	—	—	0.1	µg/L	J	—	GELC
MCO-0.6	1.05	07/10/06	WG	F	CS	—	Met	6010	Cobalt	—	7.3	—	—	1	µg/L	—	—	GELC
MCO-0.6	1.05	09/19/05	WG	F	CS	—	Met	6010	Cobalt	—	14.3	—	—	1	µg/L	—	—	GELC
MCO-0.6	1.05	07/10/06	WG	UF	CS	—	Met	6010	Cobalt	—	6.8	—	—	1	µg/L	—	—	GELC
MCO-0.6	1.05	09/19/05	WG	UF	CS	—	Met	6010	Cobalt	—	14.5	—	—	1	µg/L	—	—	GELC
MCO-0.6	1.05	07/10/06	WG	F	CS	—	Met	6010	Copper	—	7.3	—	—	3	µg/L	J	—	GELC

Table D-1 (continued)

Location	Depth (ft)	Date	Fid Matrix	Fid Prep	Lab Sample Type	Fid QC	Suite	Method	Analyte	Symbol	Result	1-sigma TPU	MDA	MDL	Units	Lab Qual	Indep Qual	Lab
MCO-0.6	1.05	09/19/05	WG	F	CS	—	Met	6010	Copper	—	4.1	—	—	3	µg/L	J	—	GELC
MCO-0.6	1.05	07/10/06	WG	UF	CS	—	Met	6010	Copper	—	8	—	—	3	µg/L	J	—	GELC
MCO-0.6	1.05	09/19/05	WG	UF	CS	—	Met	6010	Copper	—	10.9	—	—	3	µg/L	—	—	GELC
MCO-0.6	1.05	07/10/06	WG	F	CS	—	Met	6010	Iron	—	1580	—	—	18	µg/L	—	—	GELC
MCO-0.6	1.05	09/19/05	WG	F	CS	—	Met	6010	Iron	—	8820	—	—	18	µg/L	—	—	GELC
MCO-0.6	1.05	07/10/06	WG	UF	CS	—	Met	6010	Iron	—	3430	—	—	18	µg/L	—	—	GELC
MCO-0.6	1.05	09/19/05	WG	UF	CS	—	Met	6010	Iron	—	11900	—	—	18	µg/L	—	—	GELC
MCO-0.6	1.05	07/10/06	WG	F	CS	—	Met	6020	Lead	—	1.3	—	—	0.5	µg/L	J	—	GELC
MCO-0.6	1.05	09/19/05	WG	F	CS	—	Met	6020	Lead	—	1.9	—	—	0.5	µg/L	J	—	GELC
MCO-0.6	1.05	07/10/06	WG	UF	CS	—	Met	6020	Lead	—	2.5	—	—	0.5	µg/L	—	—	GELC
MCO-0.6	1.05	09/19/05	WG	UF	CS	—	Met	6020	Lead	—	4.3	—	—	0.5	µg/L	—	—	GELC
MCO-0.6	1.05	07/10/06	WG	F	CS	—	Met	6010	Manganese	—	2410	—	—	2	µg/L	—	—	GELC
MCO-0.6	1.05	09/19/05	WG	F	CS	—	Met	6010	Manganese	—	2040	—	—	2	µg/L	—	J	GELC
MCO-0.6	1.05	07/10/06	WG	UF	CS	—	Met	6010	Manganese	—	2440	—	—	2	µg/L	—	—	GELC

Table D-1 (continued)

Location	Depth (ft)	Date	Fid Matrix	Fid Prep	Lab Sample Type	Fid QC	Suite	Method	Analyte	Symbol	Result	1-sigma TPU	MDA	MDL	Units	Lab Qual	Indep Qual	Lab
MCO-0.6	1.05	09/19/05	WG	UF	CS	—	Met	6010	Manganese	—	2140	—	—	2	µg/L	—	J	GELC
MCO-0.6	1.05	07/10/06	WG	F	CS	—	Met	6020	Nickel	—	15.9	—	—	0.5	µg/L	—	—	GELC
MCO-0.6	1.05	09/19/05	WG	F	CS	—	Met	6020	Nickel	—	16.7	—	—	0.5	µg/L	—	—	GELC
MCO-0.6	1.05	07/10/06	WG	UF	CS	—	Met	6020	Nickel	—	17.2	—	—	0.5	µg/L	—	—	GELC
MCO-0.6	1.05	09/19/05	WG	UF	CS	—	Met	6020	Nickel	—	19.1	—	—	0.5	µg/L	—	—	GELC
MCO-0.6	1.05	07/10/06	WG	F	CS	—	Met	6010	Strontium	—	384	—	—	1	µg/L	—	—	GELC
MCO-0.6	1.05	09/19/05	WG	F	CS	—	Met	6010	Strontium	—	163	—	—	1	µg/L	—	—	GELC
MCO-0.6	1.05	07/10/06	WG	UF	CS	—	Met	6010	Strontium	—	398	—	—	1	µg/L	—	—	GELC
MCO-0.6	1.05	09/19/05	WG	UF	CS	—	Met	6010	Strontium	—	169	—	—	1	µg/L	—	—	GELC
MCO-0.6	1.05	07/10/06	WG	F	CS	—	Met	6020	Uranium	—	0.63	—	—	0.05	µg/L	—	—	GELC
MCO-0.6	1.05	09/19/05	WG	F	CS	—	Met	6020	Uranium	—	4.1	—	—	0.05	µg/L	—	—	GELC
MCO-0.6	1.05	07/10/06	WG	UF	CS	—	Met	6020	Uranium	—	0.82	—	—	0.05	µg/L	—	—	GELC
MCO-0.6	1.05	09/19/05	WG	UF	CS	—	Met	6020	Uranium	—	4.3	—	—	0.05	µg/L	—	—	GELC
MCO-0.6	1.05	07/10/06	WG	F	CS	—	Met	6010	Vanadium	—	4.2	—	—	1	µg/L	J	—	GELC

Table D-1 (continued)

Location	Depth (ft)	Date	Fid Matrix	Fid Prep	Lab Sample Type	Fid QC	Suite	Method	Analyte	Symbol	Result	1-sigma TPU	MDA	MDL	Units	Lab Qual	Indep Qual	Lab
MCO-0.6	1.05	09/19/05	WG	F	CS	—	Met	6010	Vanadium	—	12.5	—	—	1	µg/L	—	—	GELC
MCO-0.6	1.05	07/10/06	WG	UF	CS	—	Met	6010	Vanadium	—	5.4	—	—	1	µg/L	—	—	GELC
MCO-0.6	1.05	09/19/05	WG	UF	CS	—	Met	6010	Vanadium	—	15.5	—	—	1	µg/L	—	—	GELC
MCO-0.6	1.05	07/10/06	WG	F	CS	—	Met	6010	Zinc	—	85.9	—	—	2	µg/L	—	—	GELC
MCO-0.6	1.05	09/19/05	WG	F	CS	—	Met	6010	Zinc	—	25.1	—	—	2	µg/L	—	—	GELC
MCO-0.6	1.05	07/10/06	WG	UF	CS	—	Met	6010	Zinc	—	60.5	—	—	2	µg/L	—	—	GELC
MCO-0.6	1.05	09/19/05	WG	UF	CS	—	Met	6010	Zinc	—	32.4	—	—	2	µg/L	—	—	GELC
MCO-0.6	1.05	07/10/06	WG	F	CS	—	Rad	H300	Americium-241	—	-0.00326	0.0151	0.0235	—	pCi/L	U	U	GELC
MCO-0.6	1.05	09/19/05	WG	F	CS	—	Rad	H300	Americium-241	—	-0.00158	0.00849	0.0398	—	pCi/L	U	U	GELC
MCO-0.6	1.05	07/10/06	WG	UF	CS	—	Rad	H300	Americium-241	—	-0.00304	0.00996	0.0247	—	pCi/L	U	U	GELC
MCO-0.6	1.05	09/19/05	WG	UF	CS	—	Rad	H300	Americium-241	—	0.0142	0.00999	0.033	—	pCi/L	U	U	GELC
MCO-0.6	1.05	07/10/06	WG	F	CS	—	Rad	901.1	Cesium-137	—	0.203	1.72	6.02	—	pCi/L	U	U	GELC
MCO-0.6	1.05	09/19/05	WG	F	CS	—	Rad	901.1	Cesium-137	—	-0.129	1.1	3.93	—	pCi/L	U	U	GELC
MCO-0.6	1.05	07/10/06	WG	UF	CS	—	Rad	901.1	Cesium-137	—	2.48	1.03	4.38	—	pCi/L	U	U	GELC

Table D-1 (continued)

Location	Depth (ft)	Date	Fid Matrix	Fid Prep	Lab Sample Type	Fid QC	Suite	Method	Analyte	Symbol	Result	1-sigma TPU	MDA	MDL	Units	Lab Qual	Indep Qual	Lab
MCO-0.6	1.05	09/19/05	WG	UF	CS	—	Rad	901.1	Cesium-137	—	-0.0851	1.11	3.91	—	pCi/L	U	U	GELC
MCO-0.6	1.05	07/10/06	WG	F	CS	—	Rad	901.1	Cobalt-60	—	3.28	1.73	7.52	—	pCi/L	U	U	GELC
MCO-0.6	1.05	09/19/05	WG	F	CS	—	Rad	901.1	Cobalt-60	—	-1.19	0.936	3.19	—	pCi/L	U	U	GELC
MCO-0.6	1.05	07/10/06	WG	UF	CS	—	Rad	901.1	Cobalt-60	—	0.366	1.26	4.96	—	pCi/L	U	U	GELC
MCO-0.6	1.05	09/19/05	WG	UF	CS	—	Rad	901.1	Cobalt-60	—	1.01	1.14	4.4	—	pCi/L	U	U	GELC
MCO-0.6	1.05	07/10/06	WG	F	CS	—	Rad	900	Gross alpha	—	0.763	0.801	2.95	—	pCi/L	U	U	GELC
MCO-0.6	1.05	09/19/05	WG	F	CS	—	Rad	900	Gross alpha	—	5.16	1.2	2.73	—	pCi/L	—	J, J-	GELC
MCO-0.6	1.05	07/10/06	WG	UF	CS	—	Rad	900	Gross alpha	—	0.294	0.572	2.71	—	pCi/L	U	U	GELC
MCO-0.6	1.05	09/19/05	WG	UF	CS	—	Rad	900	Gross alpha	—	7.86	1.31	2.84	—	pCi/L	—	J, J-	GELC
MCO-0.6	1.05	07/10/06	WG	F	CS	—	Rad	900	Gross beta	—	12.9	1.4	4.17	—	pCi/L	—	—	GELC
MCO-0.6	1.05	09/19/05	WG	F	CS	—	Rad	900	Gross beta	—	14.5	3.05	10.9	—	pCi/L	—	J	GELC
MCO-0.6	1.05	07/10/06	WG	UF	CS	—	Rad	900	Gross beta	—	9.02	0.845	2.42	—	pCi/L	—	—	GELC
MCO-0.6	1.05	09/19/05	WG	UF	CS	—	Rad	900	Gross beta	—	19.7	3.62	12.9	—	pCi/L	—	J	GELC
MCO-0.6	1.05	07/10/06	WG	F	CS	—	Rad	901.1	Gross gamma	—	96.1	116	269	—	pCi/L	U	U	GELC

Table D-1 (continued)

Location	Depth (ft)	Date	Fid Matrix	Fid Prep	Lab Sample Type	Fid QC	Suite	Method	Analyte	Symbol	Result	1-sigma TPU	MDA	MDL	Units	Lab Qual	Indep Qual	Lab
MCO-0.6	1.05	09/19/05	WG	F	CS	—	Rad	901.1	Gross gamma	—	79.7	80.3	312	—	pCi/L	U	U	GELC
MCO-0.6	1.05	07/10/06	WG	UF	CS	—	Rad	901.1	Gross gamma	—	43.6	50.8	235	—	pCi/L	U	U	GELC
MCO-0.6	1.05	09/19/05	WG	UF	CS	—	Rad	901.1	Gross gamma	—	110	91.1	345	—	pCi/L	U	U	GELC
MCO-0.6	1.05	07/10/06	WG	F	CS	—	Rad	901.1	Neptunium-237	—	-14.2	9.62	32.5	—	pCi/L	U	U	GELC
MCO-0.6	1.05	09/19/05	WG	F	CS	—	Rad	901.1	Neptunium-237	—	1.56	9.67	28.5	—	pCi/L	U	U	GELC
MCO-0.6	1.05	07/10/06	WG	UF	CS	—	Rad	901.1	Neptunium-237	—	0.431	8.98	28.7	—	pCi/L	U	U	GELC
MCO-0.6	1.05	09/19/05	WG	UF	CS	—	Rad	901.1	Neptunium-237	—	-2	4.87	15.9	—	pCi/L	U	U	GELC
MCO-0.6	1.05	07/10/06	WG	F	CS	—	Rad	H300	Plutonium-238	—	0.00822	0.00726	0.0263	—	pCi/L	U	U	GELC
MCO-0.6	1.05	09/19/05	WG	F	CS	—	Rad	H300	Plutonium-238	—	-0.013	0.0137	0.045	—	pCi/L	U	U	GELC
MCO-0.6	1.05	07/10/06	WG	UF	CS	—	Rad	H300	Plutonium-238	—	0.00434	0.00532	0.0209	—	pCi/L	U	U	GELC
MCO-0.6	1.05	09/19/05	WG	UF	CS	—	Rad	H300	Plutonium-238	—	-0.0184	0.00933	0.0347	—	pCi/L	U	U	GELC
MCO-0.6	1.05	07/10/06	WG	F	CS	—	Rad	H300	Plutonium-239/240	—	0.00821	0.00476	0.0306	—	pCi/L	U	U	GELC
MCO-0.6	1.05	09/19/05	WG	F	CS	—	Rad	H300	Plutonium-239/240	—	-0.0238	0.0132	0.038	—	pCi/L	U	U	GELC
MCO-0.6	1.05	07/10/06	WG	UF	CS	—	Rad	H300	Plutonium-239/240	—	0.00651	0.00377	0.0243	—	pCi/L	U	U	GELC

Table D-1 (continued)

Location	Depth (ft)	Date	Fid Matrix	Fid Prep	Lab Sample Type	Fid QC	Suite	Method	Analyte	Symbol	Result	1-sigma TPU	MDA	MDL	Units	Lab Qual	Indep Qual	Lab
MCO-0.6	1.05	09/19/05	WG	UF	CS	—	Rad	H300	Plutonium-239/240	—	0	0.00746	0.0293	—	pCi/L	U	U	GELC
MCO-0.6	1.05	07/10/06	WG	F	CS	—	Rad	901.1	Potassium-40	—	37.8	17.9	77.9	—	pCi/L	U	U	GELC
MCO-0.6	1.05	09/19/05	WG	F	CS	—	Rad	901.1	Potassium-40	—	41	14.3	33.4	—	pCi/L	—	J	GELC
MCO-0.6	1.05	07/10/06	WG	UF	CS	—	Rad	901.1	Potassium-40	—	18.4	23.2	42.8	—	pCi/L	U	U	GELC
MCO-0.6	1.05	09/19/05	WG	UF	CS	—	Rad	901.1	Potassium-40	—	51.4	33.1	35.4	—	pCi/L	UI	R	GELC
MCO-0.6	1.05	07/10/06	WG	F	CS	—	Rad	901.1	Sodium-22	—	0.0559	1.19	4.82	—	pCi/L	U	U	GELC
MCO-0.6	1.05	09/19/05	WG	F	CS	—	Rad	901.1	Sodium-22	—	0.0833	1.07	4.01	—	pCi/L	U	U	GELC
MCO-0.6	1.05	07/10/06	WG	UF	CS	—	Rad	901.1	Sodium-22	—	0.0051	1.06	4.18	—	pCi/L	U	U	GELC
MCO-0.6	1.05	09/19/05	WG	UF	CS	—	Rad	901.1	Sodium-22	—	0.804	1.01	3.95	—	pCi/L	U	U	GELC
MCO-0.6	1.05	07/10/06	WG	F	CS	—	Rad	905.0	Strontium-90	—	1.27	0.17	0.412	—	pCi/L	—	—	GELC
MCO-0.6	1.05	09/19/05	WG	F	CS	—	Rad	905.0	Strontium-90	—	0.452	0.0803	0.249	—	pCi/L	—	J	GELC
MCO-0.6	1.05	07/10/06	WG	UF	CS	—	Rad	905.0	Strontium-90	—	1.46	0.177	0.394	—	pCi/L	—	—	GELC
MCO-0.6	1.05	09/19/05	WG	UF	CS	—	Rad	905.0	Strontium-90	—	0.381	0.0809	0.259	—	pCi/L	—	J	GELC
MCO-0.6	1.05	07/10/06	WG	UF	CS	—	Rad	LLEE	Tritium	—	75.9934	2.5544	0.2873 7	—	pCi/L	—	—	UMTL

Table D-1 (continued)

Location	Depth (ft)	Date	Fid Matrix	Fid Prep	Lab Sample Type	Fid QC	Suite	Method	Analyte	Symbol	Result	1-sigma TPU	MDA	MDL	Units	Lab Qual	Indep Qual	Lab
MCO-0.6	1.05	09/19/05	WG	UF	CS	—	Rad	906.0	Tritium	—	222	65.2	209	—	pCi/L	—	J	GELC
MCO-0.6	1.05	07/10/06	WG	F	CS	—	Rad	H300	Uranium-234	—	0.312	0.0296	0.0368	—	pCi/L	—	—	GELC
MCO-0.6	1.05	09/19/05	WG	F	CS	—	Rad	H300	Uranium-234	—	1.2	0.079	0.0722	—	pCi/L	—	—	GELC
MCO-0.6	1.05	07/10/06	WG	UF	CS	—	Rad	H300	Uranium-234	—	0.336	0.0365	0.0508	—	pCi/L	—	—	GELC
MCO-0.6	1.05	09/19/05	WG	UF	CS	—	Rad	H300	Uranium-234	—	1.43	0.09	0.072	—	pCi/L	—	—	GELC
MCO-0.6	1.05	07/10/06	WG	F	CS	—	Rad	H300	Uranium-235/236	—	0.0305	0.00888	0.031	—	pCi/L	U	U	GELC
MCO-0.6	1.05	09/19/05	WG	F	CS	—	Rad	H300	Uranium-235/236	—	0.0526	0.0133	0.0543	—	pCi/L	U	U	GELC
MCO-0.6	1.05	07/10/06	WG	UF	CS	—	Rad	H300	Uranium-235/236	—	0.00602	0.0148	0.0429	—	pCi/L	U	U	GELC
MCO-0.6	1.05	09/19/05	WG	UF	CS	—	Rad	H300	Uranium-235/236	—	0.0905	0.0178	0.0542	—	pCi/L	—	J	GELC
MCO-0.6	1.05	07/10/06	WG	F	CS	—	Rad	H300	Uranium-238	—	0.278	0.0277	0.0391	—	pCi/L	—	—	GELC
MCO-0.6	1.05	09/19/05	WG	F	CS	—	Rad	H300	Uranium-238	—	1.38	0.0878	0.0511	—	pCi/L	—	—	GELC
MCO-0.6	1.05	07/10/06	WG	UF	CS	—	Rad	H300	Uranium-238	—	0.439	0.0432	0.0541	—	pCi/L	—	—	GELC
MCO-0.6	1.05	09/19/05	WG	UF	CS	—	Rad	H300	Uranium-238	—	1.53	0.0951	0.051	—	pCi/L	—	—	GELC
MCO-2	2	07/10/06	WG	UF	CS	—	Inorg	310.1	Alkalinity-CO ₃ +HCO ₃	—	107	—	—	0.725	mg/L	—	—	GELC

Table D-1 (continued)

Location	Depth (ft)	Date	Fid Matrix	Fid Prep	Lab Sample Type	Fid QC	Suite	Method	Analyte	Symbol	Result	1-sigma TPU	MDA	MDL	Units	Lab Qual	Indep Qual	Lab
MCO-2	2	07/10/06	WG	UF	CS	—	Inorg	6010	Calcium	—	15.9	—	—	0.036	mg/L	—	—	GELC
MCO-2	2	07/10/06	WG	UF	CS	—	Inorg	410.4	Chemical Oxygen Demand	—	67.5	—	—	0.89	mg/L	—	—	GELC
MCO-2	2	07/10/06	WG	UF	CS	—	Inorg	300	Chloride	—	40.7	—	—	0.33	mg/L	—	—	GELC
MCO-2	2	07/10/06	WG	UF	CS	—	Inorg	300	Fluoride	—	0.666	—	—	0.033	mg/L	—	—	GELC
MCO-2	2	07/10/06	WG	UF	CS	—	Inorg	A2340	Hardness	—	72.6	—	—	0.085	mg/L	—	—	GELC
MCO-2	2	07/10/06	WG	UF	CS	—	Inorg	6010	Magnesium	—	7.97	—	—	0.085	mg/L	—	—	GELC
MCO-2	2	07/10/06	WG	UF	CS	—	Inorg	353.1	Nitrate-Nitrite as N	—	0.0319	—	—	0.014	mg/L	J	—	GELC
MCO-2	2	07/10/06	WG	UF	CS	—	Inorg	6010	Potassium	—	14.8	—	—	0.05	mg/L	—	—	GELC
MCO-2	2	07/10/06	WG	UF	CS	—	Inorg	6010	Silicon Dioxide	—	188	—	—	0.16	mg/L	—	—	GELC
MCO-2	2	07/10/06	WG	UF	CS	—	Inorg	6010	Sodium	—	69.5	—	—	0.045	mg/L	—	—	GELC
MCO-2	2	07/10/06	WG	UF	CS	—	Inorg	120.1	Specific Conductance	—	385	—	—	1	uS/cm	—	—	GELC
MCO-2	2	07/10/06	WG	UF	CS	—	Inorg	300	Sulfate	—	14.9	—	—	0.1	mg/L	—	—	GELC
MCO-2	2	07/10/06	WG	UF	CS	—	Inorg	160.2	Suspended Sediment Concentration	—	31.6	—	—	1.27	mg/L	—	—	GELC
MCO-2	2	07/10/06	WG	UF	CS	—	Inorg	160.1	Total Dissolved Solids	—	841	—	—	2.38	mg/L	—	—	GELC

Table D-1 (continued)

Location	Depth (ft)	Date	Fid Matrix	Fid Prep	Lab Sample Type	Fid QC	Suite	Method	Analyte	Symbol	Result	1-sigma TPU	MDA	MDL	Units	Lab Qual	Indep Qual	Lab
MCO-2	2	07/10/06	WG	UF	CS	—	Inorg	351.2	Total Kjeldahl Nitrogen	—	1.48	—	—	0.01	mg/L	—	—	GELC
MCO-2	2	07/10/06	WG	UF	CS	—	Inorg	9060	Total Organic Carbon	—	18.9	—	—	0.66	mg/L	—	—	GELC
MCO-2	2	07/10/06	WG	UF	CS	—	Inorg	365.4	Total Phosphate as Phosphorus	—	0.318	—	—	0.01	mg/L	—	—	GELC
MCO-2	2	07/10/06	WG	UF	CS	—	Inorg	160.2	Total Suspended Solids	—	30.2	—	—	1.14	mg/L	—	—	GELC
MCO-2	2	07/10/06	WG	UF	CS	—	Inorg	150.1	pH	—	6.6	—	—	0.01	SU	H	J	GELC
MCO-2	2	07/10/06	WG	UF	CS	—	Met	6010	Aluminum	—	53500	—	—	68	µg/L	*	—	GELC
MCO-2	2	07/10/06	WG	UF	CS	—	Met	6020	Antimony	—	1.2	—	—	0.5	µg/L	J	—	GELC
MCO-2	2	07/10/06	WG	UF	CS	—	Met	6010	Arsenic	—	13	—	—	6	µg/L	J	—	GELC
MCO-2	2	07/10/06	WG	UF	CS	—	Met	6010	Barium	—	295	—	—	1	µg/L	—	—	GELC
MCO-2	2	07/10/06	WG	UF	CS	—	Met	6010	Beryllium	—	3.7	—	—	1	µg/L	J	—	GELC
MCO-2	2	07/10/06	WG	UF	CS	—	Met	6010	Boron	—	47.3	—	—	10	µg/L	J	—	GELC
MCO-2	2	07/10/06	WG	UF	CS	—	Met	6020	Cadmium	—	1	—	—	0.1	µg/L	—	—	GELC
MCO-2	2	07/10/06	WG	UF	CS	—	Met	6020	Chromium	—	258	—	—	5	µg/L	—	—	GELC
MCO-2	2	07/10/06	WG	UF	CS	—	Met	6010	Cobalt	—	7.8	—	—	1	µg/L	—	—	GELC

Table D-1 (continued)

Location	Depth (ft)	Date	Fid Matrix	Fid Prep	Lab Sample Type	Fid QC	Suite	Method	Analyte	Symbol	Result	1-sigma TPU	MDA	MDL	Units	Lab Qual	Indep Qual	Lab
MCO-2	2	07/10/06	WG	UF	CS	—	Met	6010	Copper	—	93.6	—	—	3	µg/L	—	—	GELC
MCO-2	2	07/10/06	WG	UF	CS	—	Met	6010	Iron	—	29800	—	—	18	µg/L	—	—	GELC
MCO-2	2	07/10/06	WG	UF	CS	—	Met	6020	Lead	—	30.5	—	—	0.5	µg/L	—	—	GELC
MCO-2	2	07/10/06	WG	UF	CS	—	Met	6010	Manganese	—	644	—	—	2	µg/L	—	—	GELC
MCO-2	2	07/10/06	WG	UF	CS	—	Met	245.2	Mercury	—	0.12	—	—	0.06	µg/L	J	—	GELC
MCO-2	2	07/10/06	WG	UF	CS	—	Met	6010	Molybdenum	—	731	—	—	2	µg/L	—	—	GELC
MCO-2	2	07/10/06	WG	UF	CS	—	Met	6020	Nickel	—	27.3	—	—	2.5	µg/L	—	—	GELC
MCO-2	2	07/10/06	WG	UF	CS	—	Met	6020	Silver	—	0.6	—	—	0.2	µg/L	J	—	GELC
MCO-2	2	07/10/06	WG	UF	CS	—	Met	6010	Strontium	—	99.1	—	—	1	µg/L	—	—	GELC
MCO-2	2	07/10/06	WG	UF	CS	—	Met	6010	Tin	—	3.1	—	—	2.5	µg/L	J	—	GELC
MCO-2	2	07/10/06	WG	UF	CS	—	Met	6020	Uranium	—	4.3	—	—	0.05	µg/L	—	—	GELC
MCO-2	2	07/10/06	WG	UF	CS	—	Met	6010	Vanadium	—	58.2	—	—	1	µg/L	—	—	GELC
MCO-2	2	07/10/06	WG	UF	CS	—	Met	6010	Zinc	—	146	—	—	2	µg/L	—	—	GELC
MCO-2	2	07/10/06	WG	UF	CS	—	Rad	H300	Americium-241	—	0.0256	0.00747	0.0207	—	pCi/L	—	J	GELC

Table D-1 (continued)

Location	Depth (ft)	Date	Fid Matrix	Fid Prep	Lab Sample Type	Fid QC	Suite	Method	Analyte	Symbol	Result	1-sigma TPU	MDA	MDL	Units	Lab Qual	Indep Qual	Lab
MCO-2	2	07/10/06	WG	UF	CS	—	Rad	901.1	Cesium-137	—	-0.0261	1.18	4.27	—	pCi/L	U	U	GELC
MCO-2	2	07/10/06	WG	UF	CS	—	Rad	901.1	Cobalt-60	—	0.662	1.32	5.13	—	pCi/L	U	U	GELC
MCO-2	2	07/10/06	WG	UF	CS	—	Rad	900	Gross alpha	—	27.7	4.33	5.6	—	pCi/L	—	—	GELC
MCO-2	2	07/10/06	WG	UF	CS	—	Rad	900	Gross beta	—	33.2	2.17	5.43	—	pCi/L	—	—	GELC
MCO-2	2	07/10/06	WG	UF	CS	—	Rad	901.1	Gross gamma	—	91.3	91.2	308	—	pCi/L	U	U	GELC
MCO-2	2	07/10/06	WG	UF	CS	—	Rad	901.1	Neptunium-237	—	-14.8	9.59	29.1	—	pCi/L	U	U	GELC
MCO-2	2	07/10/06	WG	UF	CS	—	Rad	H300	Plutonium-238	—	0.00816	0.00543	0.0157	—	pCi/L	U	U	GELC
MCO-2	2	07/10/06	WG	UF	CS	—	Rad	H300	Plutonium-239/240	—	0.233	0.0225	0.0183	—	pCi/L	—	—	GELC
MCO-2	2	07/10/06	WG	UF	CS	—	Rad	901.1	Potassium-40	—	1.35	17.7	41.4	—	pCi/L	U	U	GELC
MCO-2	2	07/10/06	WG	UF	CS	—	Rad	901.1	Sodium-22	—	-1.59	1.2	3.99	—	pCi/L	U	U	GELC
MCO-2	2	07/10/06	WG	UF	CS	—	Rad	905.0	Strontium-90	—	0.1	0.0725	0.311	—	pCi/L	U	U	GELC
MCO-2	2	07/10/06	WG	UF	CS	—	Rad	LLEE	Tritium	—	80.1443	2.5544	0.2873 7	—	pCi/L	—	—	UMTL
MCO-2	2	07/10/06	WG	UF	CS	—	Rad	H300	Uranium-234	—	1.48	0.121	0.0804	—	pCi/L	—	—	GELC
MCO-2	2	07/10/06	WG	UF	CS	—	Rad	H300	Uranium-235/236	—	-0.00952	0.0278	0.0678	—	pCi/L	U	U	GELC

Table D-1 (continued)

Location	Depth (ft)	Date	Fid Matrix	Fid Prep	Lab Sample Type	Fid QC	Suite	Method	Analyte	Symbol	Result	1-sigma TPU	MDA	MDL	Units	Lab Qual	Indep Qual	Lab
MCO-2	2	07/10/06	WG	UF	CS	—	Rad	H300	Uranium-238	—	1.49	0.122	0.0855	—	pCi/L	—	—	GELC
MCO-2	2	07/10/06	WG	UF	CS	FTB	Voa	8260	Carbon Disulfide	—	1.96	—	—	1.25	µg/L	J	—	GELC
MCO-2	2	07/10/06	WG	UF	CS	—	Voa	8260	Carbon Disulfide	<	5	—	—	1.25	µg/L	U	UJ	GELC
MCO-3	2	07/13/06	WG	F	CS	—	Inorg	300	Fluoride	—	0.451	—	—	0.033	mg/L	—	—	GELC
MCO-3	2	02/14/06	WG	F	CS	—	Inorg	300	Fluoride	—	0.417	—	—	0.03	mg/L	—	—	GELC
MCO-3	2	08/10/05	WG	F	CS	—	Inorg	300	Fluoride	—	0.411	—	—	0.03	mg/L	—	—	GELC
MCO-3	2	08/10/05	WG	F	CS	—	Inorg	300	Fluoride	—	0.403	—	—	0.03	mg/L	—	—	GELC
MCO-3	2	06/14/05	WG	F	CS	FD	Inorg	300	Fluoride	—	0.44	—	—	0.03	mg/L	—	—	GELC
MCO-3	2	06/14/05	WG	F	CS	—	Inorg	300	Fluoride	—	0.433	—	—	0.03	mg/L	—	—	GELC
MCO-3	2	05/24/01	WG	UF	CS	FB	Inorg	340.2	Fluoride	<	0.0348	—	—	0.006	mg/L	J	U	GELC
MCO-3	2	07/13/06	WG	F	CS	—	Inorg	353.1	Nitrate-Nitrite as N	—	2.21	—	—	0.014	mg/L	—	—	GELC
MCO-3	2	02/14/06	WG	F	CS	—	Inorg	353.1	Nitrate-Nitrite as N	—	3.9	—	—	0.017	mg/L	—	—	GELC
MCO-3	2	08/10/05	WG	F	CS	—	Inorg	353.1	Nitrate-Nitrite as N	—	2.96	—	—	0.017	mg/L	—	—	GELC
MCO-3	2	08/10/05	WG	F	CS	—	Inorg	353.1	Nitrate-Nitrite as N	—	2.95	—	—	0.017	mg/L	—	—	GELC

Table D-1 (continued)

Location	Depth (ft)	Date	Fid Matrix	Fid Prep	Lab Sample Type	Fid QC	Suite	Method	Analyte	Symbol	Result	1-sigma TPU	MDA	MDL	Units	Lab Qual	Indep Qual	Lab
MCO-3	2	06/14/05	WG	F	CS	FD	Inorg	353.1	Nitrate-Nitrite as N	—	530	—	—	8.5	mg/L	—	—	GELC
MCO-3	2	06/14/05	WG	F	CS	—	Inorg	353.1	Nitrate-Nitrite as N	—	530	—	—	8.5	mg/L	—	—	GELC
MCO-3	2	05/24/01	WG	UF	CS	FB	Inorg	353.1	Nitrate-Nitrite as N	—	20	—	—	0.069	mg/L	—	—	GELC
MCO-3	2	07/13/06	WG	F	CS	—	Inorg	314.0	Perchlorate	<	4	—	—	4	µg/L	U	—	GELC
MCO-3	2	07/13/06	WG	F	CS	—	Inorg	6850	Perchlorate	—	3.79	—	—	0.2	µg/L	—	J	GELC
MCO-3	2	02/14/06	WG	F	CS	—	Inorg	314.0	Perchlorate	<	4	—	—	4	µg/L	U	—	GELC
MCO-3	2	02/14/06	WG	F	CS	—	Inorg	6850	Perchlorate	—	1.4	—	—	0.1	µg/L	—	—	GELC
MCO-3	2	08/10/05	WG	F	CS	—	Inorg	6850	Perchlorate	—	2.48	—	—	0.25	µg/L	H	J	GELC
MCO-3	2	08/10/05	WG	F	CS	—	Inorg	314.0	Perchlorate	<	4	—	—	4	µg/L	U	—	GELC
MCO-3	2	08/10/05	WG	F	CS	—	Inorg	6850	Perchlorate	—	2.63	—	—	0.25	µg/L	H	J	GELC
MCO-3	2	08/10/05	WG	F	CS	—	Inorg	314.0	Perchlorate	<	4	—	—	4	µg/L	U	—	GELC
MCO-3	2	06/14/05	WG	F	CS	FD	Inorg	314.0	Perchlorate	<	4	—	—	4	µg/L	U	—	GELC
MCO-3	2	06/14/05	WG	F	CS	FD	Inorg	6850	Perchlorate	—	2.74	—	—	0.25	µg/L	—	—	GELC
MCO-3	2	06/14/05	WG	F	CS	—	Inorg	314.0	Perchlorate	>	4	—	—	4	µg/L	U	—	GELC

Table D-1 (continued)

Location	Depth (ft)	Date	Fid Matrix	Fid Prep	Lab Sample Type	Fid QC	Suite	Method	Analyte	Symbol	Result	1-sigma TPU	MDA	MDL	Units	Lab Qual	Indep Qual	Lab
MCO-3	2	06/14/05	WG	F	CS	—	Inorg	6850	Perchlorate	—	2.76	—	—	0.25	µg/L	—	—	GELC
MCO-3	2	01/24/05	WG	UF	CS	—	Inorg	314.0	Perchlorate	<	4	—	—	4	µg/L	U	—	GELC
MCO-3	2	01/24/05	WG	UF	CS	—	Inorg	6850	Perchlorate	—	1.55	—	—	0.25	µg/L	—	—	GELC
MCO-3	2	10/28/04	WG	UF	CS	—	Inorg	314.0	Perchlorate	<	4	—	—	4	µg/L	U	—	GELC
MCO-3	2	10/28/04	WG	UF	CS	—	Inorg	6850	Perchlorate	—	1.36	—	—	0.1	µg/L	—	—	GELC
MCO-3	2	07/12/04	WG	UF	CS	—	Inorg	314.0	Perchlorate	<	4	—	—	4	µg/L	U	—	GELC
MCO-3	2	07/12/04	WG	UF	CS	—	Inorg	6850	Perchlorate	—	1.69	—	—	0.2	µg/L	—	J	GELC
MCO-3	2	05/04/04	WG	UF	CS	—	Inorg	314.0	Perchlorate	—	4.03	—	—	4	µg/L	J	—	GELC
MCO-3	2	05/04/04	WG	UF	CS	—	Inorg	6850	Perchlorate	—	4.01	—	—	—	µg/L	—	—	GELC
MCO-3	2	07/12/04	WG	F	CS	—	Inorg	9050	Specific Conductance	—	482	—	—	1	uS/cm	—	—	GELC
MCO-3	2	07/12/04	WG	F	DUP	—	Inorg	9050	Specific Conductance	—	481	—	—	1	uS/cm	—	—	GELC
MCO-3	2	07/08/03	WG	F	CS	—	Inorg	9050	Specific Conductance	—	426	—	—	1	uS/cm	—	—	GELC
MCO-3	2	07/08/03	WG	F	DUP	—	Inorg	9050	Specific Conductance	—	425	—	—	1	uS/cm	—	—	GELC
MCO-3	2	05/01/02	WG	F	CS	—	Inorg	9050	Specific Conductance	—	424	—	—	1	uS/cm	—	—	GELC

Table D-1 (continued)

Location	Depth (ft)	Date	Fid Matrix	Fid Prep	Lab Sample Type	Fid QC	Suite	Method	Analyte	Symbol	Result	1-sigma TPU	MDA	MDL	Units	Lab Qual	Indep Qual	Lab
MCO-3	2	07/31/01	WG	F	CS	—	Inorg	9050	Specific Conductance	—	507	—	—	1	uS/cm	—	—	GELC
MCO-3	2	07/13/06	WG	F	CS	—	Inorg	160.1	Total Dissolved Solids	—	271	—	—	2.38	mg/L	—	—	GELC
MCO-3	2	02/14/06	WG	F	CS	—	Inorg	160.1	Total Dissolved Solids	—	217	—	—	2.38	mg/L	—	—	GELC
MCO-3	2	08/10/05	WG	F	CS	—	Inorg	160.1	Total Dissolved Solids	—	277	—	—	2.38	mg/L	—	—	GELC
MCO-3	2	08/10/05	WG	F	CS	—	Inorg	160.1	Total Dissolved Solids	—	270	—	—	2.38	mg/L	H	J	GELC
MCO-3	2	06/14/05	WG	F	CS	FD	Inorg	160.1	Total Dissolved Solids	—	255	—	—	2.38	mg/L	—	—	GELC
MCO-3	2	06/14/05	WG	F	CS	—	Inorg	160.1	Total Dissolved Solids	—	250	—	—	2.38	mg/L	—	—	GELC
MCO-3	2	05/24/01	WG	UF	CS	FB	Inorg	160.1	Total Dissolved Solids	—	29	—	—	5.09	mg/L	—	—	GELC
MCO-3	2	05/24/01	WG	UF	DUP	FB	Inorg	160.1	Total Dissolved Solids	—	33	—	—	5.09	mg/L	—	—	GELC
MCO-3	2	07/13/06	WG	F	CS	—	Inorg	351.2	Total Kjeldahl Nitrogen	—	0.886	—	—	0.01	mg/L	—	J	GELC
MCO-3	2	02/14/06	WG	F	CS	—	Inorg	351.2	Total Kjeldahl Nitrogen	—	0.096	—	—	0.01	mg/L	J	J-	GELC
MCO-3	2	08/10/05	WG	F	CS	—	Inorg	351.2	Total Kjeldahl Nitrogen	—	0.481	—	—	0.01	mg/L	—	—	GELC
MCO-3	2	08/10/05	WG	F	CS	—	Inorg	351.2	Total Kjeldahl Nitrogen	—	0.092	—	—	0.01	mg/L	J	—	GELC
MCO-3	2	06/14/05	WG	F	CS	FD	Inorg	351.2	Total Kjeldahl Nitrogen	<	0.01	—	—	0.01	mg/L	U	R	GELC

Table D-1 (continued)

Location	Depth (ft)	Date	Fid Matrix	Fid Prep	Lab Sample Type	Fid QC	Suite	Method	Analyte	Symbol	Result	1-sigma TPU	MDA	MDL	Units	Lab Qual	Indep Qual	Lab
MCO-3	2	06/14/05	WG	F	CS	—	Inorg	351.2	Total Kjeldahl Nitrogen	—	0.202	—	—	0.01	mg/L	—	J	GELC
MCO-3	2	05/24/01	WG	UF	CS	FB	Inorg	351.2	Total Kjeldahl Nitrogen	—	0.33	—	—	0.0565	mg/L	—	—	GELC
MCO-3	2	07/12/04	WG	F	CS	—	Inorg	150.1	pH	—	7.48	—	—	—	SU	H	J	GELC
MCO-3	2	07/12/04	WG	F	DUP	—	Inorg	150.1	pH	—	7.49	—	—	—	SU	H	—	GELC
MCO-3	2	07/08/03	WG	F	CS	—	Inorg	150.1	pH	—	7.36	—	—	0.01	SU	H	J	GELC
MCO-3	2	07/08/03	WG	F	DUP	—	Inorg	150.1	pH	—	7.37	—	—	0.01	SU	H	—	GELC
MCO-3	2	05/01/02	WG	F	CS	—	Inorg	150.1	pH	—	7.66	—	—	0.01	SU	H	J-	GELC
MCO-3	2	05/01/02	WG	F	DUP	—	Inorg	150.1	pH	—	7.67	—	—	0.01	SU	H	—	GELC
MCO-3	2	07/31/01	WG	F	CS	—	Inorg	150.1	pH	—	7.57	—	—	0.01	SU	—	J	GELC
MCO-4B	8.9	06/27/06	WG	F	CS	—	Inorg	310.1	Alkalinity-CO ₃ +HCO ₃	—	169	—	—	0.725	mg/L	—	—	GELC
MCO-4B	8.9	09/14/05	WG	F	CS	—	Inorg	310.1	Alkalinity-CO ₃ +HCO ₃	—	115	—	—	1.45	mg/L	—	—	GELC
MCO-4B	8.9	04/21/05	WG	F	CS	—	Inorg	310.1	Alkalinity-CO ₃ +HCO ₃	—	119	—	—	1.45	mg/L	—	—	GELC
MCO-4B	8.9	07/08/04	WG	F	CS	—	Inorg	310.1	Alkalinity-CO ₃ +HCO ₃	—	114	—	—	1.45	mg/L	—	—	GELC
MCO-4B	8.9	07/08/04	WG	F	DUP	—	Inorg	310.1	Alkalinity-CO ₃ +HCO ₃	—	114	—	—	1.45	mg/L	—	—	GELC

Table D-1 (continued)

Location	Depth (ft)	Date	Fid Matrix	Fid Prep	Lab Sample Type	Fid QC	Suite	Method	Analyte	Symbol	Result	1-sigma TPU	MDA	MDL	Units	Lab Qual	Indep Qual	Lab
MCO-4B	8.9	06/27/06	WG	UF	CS	—	Inorg	310.1	Alkalinity-CO3+HCO3	—	170	—	—	0.725	mg/L	—	—	GELC
MCO-4B	8.9	09/14/05	WG	UF	CS	—	Inorg	310.1	Alkalinity-CO3+HCO3	—	103	—	—	1.45	mg/L	—	—	GELC
MCO-4B	8.9	04/21/05	WG	UF	CS	—	Inorg	310.1	Alkalinity-CO3+HCO3	—	128	—	—	1.45	mg/L	—	—	GELC
MCO-4B	8.9	06/27/06	WG	F	CS	—	Inorg	350.1	Ammonia as Nitrogen	—	0.281	—	—	0.01	mg/L	—	—	GELC
MCO-4B	8.9	06/27/06	WG	F	CS	—	Inorg	350.1	Ammonia as Nitrogen	—	0.14	—	—	0.01	mg/L	—	—	GELC
MCO-4B	8.9	02/06/06	WG	F	CS	FD	Inorg	350.1	Ammonia as Nitrogen	<	0.05	—	—	0.05	mg/L	U	—	GELC
MCO-4B	8.9	02/06/06	WG	F	CS	—	Inorg	350.1	Ammonia as Nitrogen	<	0.05	—	—	0.05	mg/L	U	—	GELC
MCO-4B	8.9	10/03/05	WG	F	CS	FD	Inorg	350.1	Ammonia as Nitrogen	<	0.01	—	—	0.01	mg/L	U	—	GELC
MCO-4B	8.9	10/03/05	WG	F	CS	—	Inorg	350.1	Ammonia as Nitrogen	<	0.01	—	—	0.01	mg/L	U	—	GELC
MCO-4B	8.9	08/08/05	WG	F	CS	FD	Inorg	350.1	Ammonia as Nitrogen	<	0.01	—	—	0.01	mg/L	U	UJ	GELC
MCO-4B	8.9	08/08/05	WG	F	CS	—	Inorg	350.1	Ammonia as Nitrogen	<	0.01	—	—	0.01	mg/L	U	UJ	GELC
MCO-4B	8.9	06/27/06	WG	UF	CS	—	Inorg	350.1	Ammonia as Nitrogen	<	0.057	—	—	0.01	mg/L	—	U	GELC
MCO-4B	8.9	06/27/06	WG	F	CS	—	Inorg	6010	Calcium	—	33.6	—	—	0.036	mg/L	—	—	GELC
MCO-4B	8.9	09/14/05	WG	F	CS	—	Inorg	6010	Calcium	—	22.6	—	—	0.036	mg/L	—	—	GELC

Table D-1 (continued)

Location	Depth (ft)	Date	Fid Matrix	Fid Prep	Lab Sample Type	Fid QC	Suite	Method	Analyte	Symbol	Result	1-sigma TPU	MDA	MDL	Units	Lab Qual	Indep Qual	Lab
MCO-4B	8.9	04/21/05	WG	F	CS	—	Inorg	6010	Calcium	—	32.2	—	—	0.036	mg/L	—	—	GELC
MCO-4B	8.9	07/08/04	WG	F	CS	—	Inorg	6010	Calcium	—	35.7	—	—	0.0055	mg/L	—	—	GELC
MCO-4B	8.9	07/08/04	WG	F	DUP	—	Inorg	6010	Calcium	—	35.8	—	—	0.0055	mg/L	—	—	GELC
MCO-4B	8.9	06/27/06	WG	UF	CS	—	Inorg	6010	Calcium	—	34.8	—	—	0.036	mg/L	—	—	GELC
MCO-4B	8.9	09/14/05	WG	UF	CS	—	Inorg	6010	Calcium	—	22.7	—	—	0.036	mg/L	—	—	GELC
MCO-4B	8.9	04/21/05	WG	UF	CS	—	Inorg	6010	Calcium	—	32.6	—	—	0.036	mg/L	—	—	GELC
MCO-4B	8.9	07/08/04	WG	UF	CS	—	Inorg	6010	Calcium	—	36.2	—	—	0.0055	mg/L	—	—	GELC
MCO-4B	8.9	07/08/04	WG	UF	DUP	—	Inorg	6010	Calcium	—	37.3	—	—	0.0055	mg/L	—	—	GELC
MCO-4B	8.9	06/27/06	WG	F	CS	—	Inorg	300	Chloride	—	23.1	—	—	0.66	mg/L	—	—	GELC
MCO-4B	8.9	09/14/05	WG	F	CS	—	Inorg	300	Chloride	—	33.9	—	—	0.106	mg/L	—	—	GELC
MCO-4B	8.9	04/21/05	WG	F	CS	—	Inorg	300	Chloride	—	59.6	—	—	0.53	mg/L	—	—	GELC
MCO-4B	8.9	07/08/04	WG	F	CS	—	Inorg	300	Chloride	—	59.8	—	—	0.322	mg/L	—	—	GELC
MCO-4B	8.9	07/08/04	WG	F	DUP	—	Inorg	300	Chloride	—	61.7	—	—	0.322	mg/L	—	—	GELC
MCO-4B	8.9	06/27/06	WG	UF	CS	—	Inorg	300	Chloride	—	23.7	—	—	0.66	mg/L	—	—	GELC

Table D-1 (continued)

Location	Depth (ft)	Date	Fid Matrix	Fid Prep	Lab Sample Type	Fid QC	Suite	Method	Analyte	Symbol	Result	1-sigma TPU	MDA	MDL	Units	Lab Qual	Indep Qual	Lab
MCO-4B	8.9	09/14/05	WG	UF	CS	—	Inorg	300	Chloride	—	31.5	—	—	0.265	mg/L	—	—	GELC
MCO-4B	8.9	04/21/05	WG	UF	CS	—	Inorg	300	Chloride	—	61	—	—	0.53	mg/L	—	J+	GELC
MCO-4B	8.9	06/27/06	WG	F	CS	—	Inorg	335.3	Cyanide (Total)	<	0.0015	—	—	0.0015	mg/L	U	UJ	GELC
MCO-4B	8.9	09/14/05	WG	F	CS	—	Inorg	335.3	Cyanide (Total)	<	0.0025	—	—	0.0025	mg/L	U	—	GELC
MCO-4B	8.9	04/21/05	WG	F	CS	—	Inorg	9012	Cyanide (Total)	<	0.0025	—	—	0.0025	mg/L	U	—	GELC
MCO-4B	8.9	07/08/04	WG	F	CS	—	Inorg	9012	Cyanide (Total)	<	0.00172	—	—	0.00172	mg/L	U	—	GELC
MCO-4B	8.9	07/08/04	WG	F	DUP	—	Inorg	9012	Cyanide (Total)	<	0.00172	—	—	0.00172	mg/L	U	—	GELC
MCO-4B	8.9	06/27/06	WG	UF	CS	—	Inorg	335.3	Cyanide (Total)	—	0.00914	—	—	0.0015	mg/L	—	—	GELC
MCO-4B	8.9	06/30/03	WG	UF	CS	—	Inorg	9012	Cyanide (Total)	<	0.00172	—	—	0.00172	mg/L	U	UJ	GELC
MCO-4B	8.9	06/30/03	WG	UF	DUP	—	Inorg	9012	Cyanide (Total)	<	0.00172	—	—	0.00172	mg/L	U	—	GELC
MCO-4B	8.9	06/27/06	WG	F	CS	—	Inorg	300	Fluoride	—	0.844	—	—	0.033	mg/L	—	—	GELC
MCO-4B	8.9	06/27/06	WG	F	CS	—	Inorg	300	Fluoride	—	0.821	—	—	0.033	mg/L	—	—	GELC
MCO-4B	8.9	02/06/06	WG	F	CS	FD	Inorg	300	Fluoride	—	0.891	—	—	0.03	mg/L	—	—	GELC
MCO-4B	8.9	02/06/06	WG	F	CS	—	Inorg	300	Fluoride	—	0.889	—	—	0.03	mg/L	—	—	GELC

Table D-1 (continued)

Location	Depth (ft)	Date	Fid Matrix	Fid Prep	Lab Sample Type	Fid QC	Suite	Method	Analyte	Symbol	Result	1-sigma TPU	MDA	MDL	Units	Lab Qual	Indep Qual	Lab
MCO-4B	8.9	10/03/05	WG	F	CS	FD	Inorg	300	Fluoride	—	1.03	—	—	0.03	mg/L	—	J+	GELC
MCO-4B	8.9	10/03/05	WG	F	CS	—	Inorg	300	Fluoride	—	1.04	—	—	0.03	mg/L	—	J+	GELC
MCO-4B	8.9	09/14/05	WG	F	CS	—	Inorg	300	Fluoride	—	0.999	—	—	0.03	mg/L	—	—	GELC
MCO-4B	8.9	06/27/06	WG	UF	CS	—	Inorg	300	Fluoride	—	0.831	—	—	0.033	mg/L	—	—	GELC
MCO-4B	8.9	09/14/05	WG	UF	CS	—	Inorg	300	Fluoride	—	0.981	—	—	0.03	mg/L	—	—	GELC
MCO-4B	8.9	04/21/05	WG	UF	CS	—	Inorg	300	Fluoride	—	0.738	—	—	0.03	mg/L	—	—	GELC
MCO-4B	8.9	06/27/06	WG	F	CS	—	Inorg	A2340	Hardness	—	94.2	—	—	0.085	mg/L	—	—	GELC
MCO-4B	8.9	09/14/05	WG	F	CS	—	Inorg	A2340	Hardness	—	64	—	—	0.085	mg/L	—	—	GELC
MCO-4B	8.9	04/21/05	WG	F	CS	—	Inorg	A2340	Hardness	—	90.9	—	—	0.085	mg/L	—	—	GELC
MCO-4B	8.9	07/08/04	WG	F	CS	—	Inorg	200.7	Hardness	—	101	—	—	0.00554	mg/L	—	—	GELC
MCO-4B	8.9	06/27/06	WG	UF	CS	—	Inorg	A2340	Hardness	—	97.6	—	—	0.085	mg/L	—	—	GELC
MCO-4B	8.9	09/14/05	WG	UF	CS	—	Inorg	A2340	Hardness	—	64.4	—	—	0.085	mg/L	—	—	GELC
MCO-4B	8.9	04/21/05	WG	UF	CS	—	Inorg	A2340	Hardness	—	92.2	—	—	0.085	mg/L	—	—	GELC
MCO-4B	8.9	07/08/04	WG	UF	CS	—	Inorg	200.7	Hardness	—	102	—	—	0.00554	mg/L	—	—	GELC

Table D-1 (continued)

Location	Depth (ft)	Date	Fid Matrix	Fid Prep	Lab Sample Type	Fid QC	Suite	Method	Analyte	Symbol	Result	1-sigma TPU	MDA	MDL	Units	Lab Qual	Indep Qual	Lab
MCO-4B	8.9	06/27/06	WG	F	CS	—	Inorg	6010	Magnesium	—	2.48	—	—	0.085	mg/L	—	—	GELC
MCO-4B	8.9	09/14/05	WG	F	CS	—	Inorg	6010	Magnesium	—	1.84	—	—	0.085	mg/L	—	—	GELC
MCO-4B	8.9	04/21/05	WG	F	CS	—	Inorg	6010	Magnesium	—	2.58	—	—	0.085	mg/L	—	—	GELC
MCO-4B	8.9	07/08/04	WG	F	CS	—	Inorg	6010	Magnesium	—	2.8	—	—	0.0052	mg/L	—	—	GELC
MCO-4B	8.9	07/08/04	WG	F	DUP	—	Inorg	6010	Magnesium	—	2.81	—	—	0.0052	mg/L	—	—	GELC
MCO-4B	8.9	06/27/06	WG	UF	CS	—	Inorg	6010	Magnesium	—	2.57	—	—	0.085	mg/L	—	—	GELC
MCO-4B	8.9	09/14/05	WG	UF	CS	—	Inorg	6010	Magnesium	—	1.86	—	—	0.085	mg/L	—	—	GELC
MCO-4B	8.9	04/21/05	WG	UF	CS	—	Inorg	6010	Magnesium	—	2.62	—	—	0.085	mg/L	—	—	GELC
MCO-4B	8.9	07/08/04	WG	UF	CS	—	Inorg	6010	Magnesium	—	2.85	—	—	0.0052	mg/L	—	—	GELC
MCO-4B	8.9	07/08/04	WG	UF	DUP	—	Inorg	6010	Magnesium	—	2.93	—	—	0.0052	mg/L	—	—	GELC
MCO-4B	8.9	06/27/06	WG	F	CS	—	Inorg	353.1	Nitrate-Nitrite as N	—	1.95	—	—	0.014	mg/L	—	—	GELC
MCO-4B	8.9	06/27/06	WG	F	CS	—	Inorg	353.1	Nitrate-Nitrite as N	—	1.78	—	—	0.014	mg/L	—	—	GELC
MCO-4B	8.9	02/06/06	WG	F	CS	FD	Inorg	353.1	Nitrate-Nitrite as N	—	1.52	—	—	0.017	mg/L	—	—	GELC
MCO-4B	8.9	02/06/06	WG	F	CS	—	Inorg	353.1	Nitrate-Nitrite as N	—	1.26	—	—	0.017	mg/L	—	—	GELC

Table D-1 (continued)

Location	Depth (ft)	Date	Fid Matrix	Fid Prep	Lab Sample Type	Fid QC	Suite	Method	Analyte	Symbol	Result	1-sigma TPU	MDA	MDL	Units	Lab Qual	Indep Qual	Lab
MCO-4B	8.9	10/03/05	WG	F	CS	FD	Inorg	353.1	Nitrate-Nitrite as N	—	12.4	—	—	0.17	mg/L	—	—	GELC
MCO-4B	8.9	10/03/05	WG	F	CS	—	Inorg	353.1	Nitrate-Nitrite as N	—	1.04	—	—	0.17	mg/L	—	—	GELC
MCO-4B	8.9	09/14/05	WG	F	CS	—	Inorg	353.1	Nitrate-Nitrite as N	—	73.1	—	—	1.7	mg/L	—	—	GELC
MCO-4B	8.9	06/27/06	WG	UF	CS	—	Inorg	353.1	Nitrate-Nitrite as N	—	1.96	—	—	0.014	mg/L	—	—	GELC
MCO-4B	8.9	06/27/06	WG	F	CS	—	Inorg	314.0	Perchlorate	—	15.4	—	—	4	µg/L	—	—	GELC
MCO-4B	8.9	06/27/06	WG	F	CS	—	Inorg	6850	Perchlorate	—	16.1	—	—	1.25	µg/L	—	—	GELC
MCO-4B	8.9	06/27/06	WG	F	CS	—	Inorg	314.0	Perchlorate	—	15.1	—	—	4	µg/L	—	—	GELC
MCO-4B	8.9	06/27/06	WG	F	CS	—	Inorg	6850	Perchlorate	—	15.9	—	—	1.25	µg/L	—	—	GELC
MCO-4B	8.9	02/06/06	WG	F	CS	FD	Inorg	314.0	Perchlorate	—	17	—	—	4	µg/L	—	—	GELC
MCO-4B	8.9	02/06/06	WG	F	CS	FD	Inorg	6850	Perchlorate	—	17.3	—	—	1.25	µg/L	—	—	GELC
MCO-4B	8.9	02/06/06	WG	F	CS	—	Inorg	314.0	Perchlorate	—	18.6	—	—	4	µg/L	—	—	GELC
MCO-4B	8.9	02/06/06	WG	F	CS	—	Inorg	6850	Perchlorate	—	17.7	—	—	1.25	µg/L	—	—	GELC
MCO-4B	8.9	10/03/05	WG	F	CS	FD	Inorg	6850	Perchlorate	—	28.1	—	—	2.5	µg/L	—	J	GELC
MCO-4B	8.9	10/03/05	WG	F	CS	FD	Inorg	314.0	Perchlorate	—	27.9	—	—	4	µg/L	—	—	GELC

Table D-1 (continued)

Location	Depth (ft)	Date	Fid Matrix	Fid Prep	Lab Sample Type	Fid QC	Suite	Method	Analyte	Symbol	Result	1-sigma TPU	MDA	MDL	Units	Lab Qual	Indep Qual	Lab
MCO-4B	8.9	10/03/05	WG	F	CS	—	Inorg	6850	Perchlorate	—	27.2	—	—	2.5	µg/L	—	J	GELC
MCO-4B	8.9	10/03/05	WG	F	CS	—	Inorg	314.0	Perchlorate	—	28.3	—	—	4	µg/L	—	—	GELC
MCO-4B	8.9	09/14/05	WG	F	CS	—	Inorg	6850	Perchlorate	—	21.3	—	—	2.5	µg/L	—	J+	GELC
MCO-4B	8.9	09/14/05	WG	F	CS	—	Inorg	314.0	Perchlorate	—	20.1	—	—	4	µg/L	—	—	GELC
MCO-4B	8.9	10/28/04	WG	UF	CS	—	Inorg	314.0	Perchlorate	—	22.4	—	—	4	µg/L	—	—	GELC
MCO-4B	8.9	10/28/04	WG	UF	CS	—	Inorg	6850	Perchlorate	—	22.8	—	—	1.25	µg/L	—	—	GELC
MCO-4B	8.9	07/08/04	WG	UF	CS	—	Inorg	6850	Perchlorate	—	42.8	—	—	5	µg/L	—	J-	GELC
MCO-4B	8.9	07/08/04	WG	UF	CS	—	Inorg	314.0	Perchlorate	—	44.2	—	—	4	µg/L	—	—	GELC
MCO-4B	8.9	05/03/04	WG	UF	CS	—	Inorg	314.0	Perchlorate	—	36.8	—	—	4	µg/L	—	—	GELC
MCO-4B	8.9	05/03/04	WG	UF	CS	—	Inorg	6850	Perchlorate	—	37	—	—	—	µg/L	—	—	GELC
MCO-4B	8.9	03/22/04	WG	UF	CS	—	Inorg	314.0	Perchlorate	—	8.13	—	—	4	µg/L	J	—	GELC
MCO-4B	8.9	03/22/04	WG	UF	CS	—	Inorg	6850	Perchlorate	—	8.73	—	—	—	µg/L	—	J+	GELC
MCO-4B	8.9	06/27/06	WG	F	CS	—	Inorg	6010	Potassium	—	10.9	—	—	0.05	mg/L	—	—	GELC
MCO-4B	8.9	09/14/05	WG	F	CS	—	Inorg	6010	Potassium	—	9.93	—	—	0.05	mg/L	—	—	GELC

Table D-1 (continued)

Location	Depth (ft)	Date	Fid Matrix	Fid Prep	Lab Sample Type	Fid QC	Suite	Method	Analyte	Symbol	Result	1-sigma TPU	MDA	MDL	Units	Lab Qual	Indep Qual	Lab
MCO-4B	8.9	04/21/05	WG	F	CS	—	Inorg	6010	Potassium	—	11.6	—	—	0.05	mg/L	—	—	GELC
MCO-4B	8.9	07/08/04	WG	F	CS	—	Inorg	6010	Potassium	—	12.4	—	—	0.0165	mg/L	—	—	GELC
MCO-4B	8.9	07/08/04	WG	F	DUP	—	Inorg	6010	Potassium	—	12.4	—	—	0.0165	mg/L	—	—	GELC
MCO-4B	8.9	06/27/06	WG	UF	CS	—	Inorg	6010	Potassium	—	11.2	—	—	0.05	mg/L	—	—	GELC
MCO-4B	8.9	09/14/05	WG	UF	CS	—	Inorg	6010	Potassium	—	9.94	—	—	0.05	mg/L	—	—	GELC
MCO-4B	8.9	04/21/05	WG	UF	CS	—	Inorg	6010	Potassium	—	11.7	—	—	0.05	mg/L	—	—	GELC
MCO-4B	8.9	07/08/04	WG	UF	CS	—	Inorg	6010	Potassium	—	12.7	—	—	0.0165	mg/L	—	—	GELC
MCO-4B	8.9	07/08/04	WG	UF	DUP	—	Inorg	6010	Potassium	—	13.1	—	—	0.0165	mg/L	—	—	GELC
MCO-4B	8.9	06/27/06	WG	F	CS	—	Inorg	6010	Silicon Dioxide	—	42.6	—	—	0.032	mg/L	—	—	GELC
MCO-4B	8.9	09/14/05	WG	F	CS	—	Inorg	6010	Silicon Dioxide	—	43.7	—	—	0.032	mg/L	—	—	GELC
MCO-4B	8.9	04/21/05	WG	F	CS	—	Inorg	6010	Silicon Dioxide	—	33.4	—	—	0.032	mg/L	—	—	GELC
MCO-4B	8.9	07/08/04	WG	F	CS	—	Inorg	6010	Silicon Dioxide	—	32.4	—	—	0.0212	mg/L	—	—	GELC
MCO-4B	8.9	07/08/04	WG	F	DUP	—	Inorg	6010	Silicon Dioxide	—	32.5	—	—	0.0212	mg/L	—	—	GELC
MCO-4B	8.9	06/27/06	WG	UF	CS	—	Inorg	6010	Silicon Dioxide	—	44.1	—	—	0.032	mg/L	—	—	GELC

Table D-1 (continued)

Location	Depth (ft)	Date	Fid Matrix	Fid Prep	Lab Sample Type	Fid QC	Suite	Method	Analyte	Symbol	Result	1-sigma TPU	MDA	MDL	Units	Lab Qual	Indep Qual	Lab
MCO-4B	8.9	09/14/05	WG	UF	CS	—	Inorg	6010	Silicon Dioxide	—	45.1	—	—	0.032	mg/L	—	—	GELC
MCO-4B	8.9	04/21/05	WG	UF	CS	—	Inorg	6010	Silicon Dioxide	—	34.3	—	—	0.032	mg/L	—	—	GELC
MCO-4B	8.9	07/08/04	WG	UF	CS	—	Inorg	6010	Silicon Dioxide	—	33	—	—	0.0212	mg/L	—	—	GELC
MCO-4B	8.9	07/08/04	WG	UF	DUP	—	Inorg	6010	Silicon Dioxide	—	34.2	—	—	0.0212	mg/L	—	—	GELC
MCO-4B	8.9	06/27/06	WG	F	CS	—	Inorg	6010	Sodium	—	58.2	—	—	0.045	mg/L	—	—	GELC
MCO-4B	8.9	09/14/05	WG	F	CS	—	Inorg	6010	Sodium	—	54.5	—	—	0.045	mg/L	—	—	GELC
MCO-4B	8.9	04/21/05	WG	F	CS	—	Inorg	6010	Sodium	—	59.9	—	—	0.045	mg/L	—	—	GELC
MCO-4B	8.9	07/08/04	WG	F	CS	—	Inorg	6010	Sodium	—	66.5	—	—	0.0144	mg/L	—	—	GELC
MCO-4B	8.9	07/08/04	WG	F	DUP	—	Inorg	6010	Sodium	—	67	—	—	0.0144	mg/L	—	—	GELC
MCO-4B	8.9	06/27/06	WG	UF	CS	—	Inorg	6010	Sodium	—	60.2	—	—	0.045	mg/L	—	—	GELC
MCO-4B	8.9	09/14/05	WG	UF	CS	—	Inorg	6010	Sodium	—	54.7	—	—	0.045	mg/L	—	—	GELC
MCO-4B	8.9	04/21/05	WG	UF	CS	—	Inorg	6010	Sodium	—	61	—	—	0.045	mg/L	—	—	GELC
MCO-4B	8.9	07/08/04	WG	UF	CS	—	Inorg	6010	Sodium	—	67.8	—	—	0.0144	mg/L	—	—	GELC
MCO-4B	8.9	07/08/04	WG	UF	DUP	—	Inorg	6010	Sodium	—	70.4	—	—	0.0144	mg/L	—	—	GELC

Table D-1 (continued)

Location	Depth (ft)	Date	Fid Matrix	Fid Prep	Lab Sample Type	Fid QC	Suite	Method	Analyte	Symbol	Result	1-sigma TPU	MDA	MDL	Units	Lab Qual	Indep Qual	Lab
MCO-4B	8.9	06/27/06	WG	F	CS	—	Inorg	120.1	Specific Conductance	—	470	—	—	1	uS/cm	—	—	GELC
MCO-4B	8.9	09/14/05	WG	F	CS	—	Inorg	120.1	Specific Conductance	—	338	—	—	1	uS/cm	—	—	GELC
MCO-4B	8.9	04/21/05	WG	F	CS	—	Inorg	9050	Specific Conductance	—	488	—	—	1	uS/cm	—	—	GELC
MCO-4B	8.9	07/08/04	WG	F	CS	—	Inorg	9050	Specific Conductance	—	20400	—	—	1	uS/cm	—	—	GELC
MCO-4B	8.9	07/08/04	WG	F	DUP	—	Inorg	9050	Specific Conductance	—	20300	—	—	1	uS/cm	—	—	GELC
MCO-4B	8.9	06/27/06	WG	UF	CS	—	Inorg	120.1	Specific Conductance	—	470	—	—	1	uS/cm	—	—	GELC
MCO-4B	8.9	09/14/05	WG	UF	CS	—	Inorg	120.1	Specific Conductance	—	337	—	—	1	uS/cm	—	—	GELC
MCO-4B	8.9	06/27/06	WG	F	CS	—	Inorg	300	Sulfate	—	16.6	—	—	0.1	mg/L	—	—	GELC
MCO-4B	8.9	09/14/05	WG	F	CS	—	Inorg	300	Sulfate	—	13	—	—	0.057	mg/L	—	—	GELC
MCO-4B	8.9	04/21/05	WG	F	CS	—	Inorg	300	Sulfate	—	18.7	—	—	0.057	mg/L	—	—	GELC
MCO-4B	8.9	07/08/04	WG	F	CS	—	Inorg	300	Sulfate	—	34.5	—	—	0.193	mg/L	—	—	GELC
MCO-4B	8.9	07/08/04	WG	F	DUP	—	Inorg	300	Sulfate	—	34.6	—	—	0.193	mg/L	—	—	GELC
MCO-4B	8.9	06/27/06	WG	UF	CS	—	Inorg	300	Sulfate	—	16.8	—	—	0.1	mg/L	—	—	GELC
MCO-4B	8.9	09/14/05	WG	UF	CS	—	Inorg	300	Sulfate	—	12.9	—	—	0.057	mg/L	—	—	GELC

Table D-1 (continued)

Location	Depth (ft)	Date	Fid Matrix	Fid Prep	Lab Sample Type	Fid QC	Suite	Method	Analyte	Symbol	Result	1-sigma TPU	MDA	MDL	Units	Lab Qual	Indep Qual	Lab
MCO-4B	8.9	04/21/05	WG	UF	CS	—	Inorg	300	Sulfate	—	18.6	—	—	0.057	mg/L	—	—	GELC
MCO-4B	8.9	06/27/06	WG	UF	CS	—	Inorg	160.2	Suspended Sediment Concentration	—	7	—	—	2.85	mg/L	J	—	GELC
MCO-4B	8.9	09/14/05	WG	UF	CS	—	Inorg	160.2	Suspended Sediment Concentration	—	0.778	—	—	0.633	mg/L	J	—	GELC
MCO-4B	8.9	04/21/05	WG	UF	CS	—	Inorg	160.2	Suspended Sediment Concentration	<	5.7	—	—	5.7	mg/L	U	—	GELC
MCO-4B	8.9	04/21/05	WG	UF	RE	—	Inorg	160.2	Suspended Sediment Concentration	<	8.77	—	—	8.77	mg/L	U	—	GELC
MCO-4B	8.9	06/27/06	WG	F	CS	—	Inorg	160.1	Total Dissolved Solids	—	311	—	—	2.38	mg/L	—	—	GELC
MCO-4B	8.9	06/27/06	WG	F	CS	—	Inorg	160.1	Total Dissolved Solids	—	314	—	—	2.38	mg/L	—	—	GELC
MCO-4B	8.9	02/06/06	WG	F	CS	FD	Inorg	160.1	Total Dissolved Solids	—	297	—	—	2.38	mg/L	—	—	GELC
MCO-4B	8.9	02/06/06	WG	F	CS	—	Inorg	160.1	Total Dissolved Solids	—	296	—	—	2.38	mg/L	—	—	GELC
MCO-4B	8.9	10/03/05	WG	F	CS	FD	Inorg	160.1	Total Dissolved Solids	—	272	—	—	2.38	mg/L	—	—	GELC
MCO-4B	8.9	10/03/05	WG	F	CS	—	Inorg	160.1	Total Dissolved Solids	—	278	—	—	2.38	mg/L	—	—	GELC
MCO-4B	8.9	09/14/05	WG	F	CS	—	Inorg	160.1	Total Dissolved Solids	—	251	—	—	2.38	mg/L	—	—	GELC

Table D-1 (continued)

Location	Depth (ft)	Date	Fid Matrix	Fid Prep	Lab Sample Type	Fid QC	Suite	Method	Analyte	Symbol	Result	1-sigma TPU	MDA	MDL	Units	Lab Qual	Indep Qual	Lab
MCO-4B	8.9	06/27/06	WG	UF	CS	—	Inorg	160.1	Total Dissolved Solids	—	318	—	—	2.38	mg/L	—	—	GELC
MCO-4B	8.9	09/14/05	WG	UF	CS	—	Inorg	160.1	Total Dissolved Solids	—	239	—	—	2.38	mg/L	—	—	GELC
MCO-4B	8.9	04/21/05	WG	UF	CS	—	Inorg	160.1	Total Dissolved Solids	—	2840	—	—	47.6	mg/L	—	—	GELC
MCO-4B	8.9	06/27/06	WG	F	CS	—	Inorg	351.2	Total Kjeldahl Nitrogen	—	0.245	—	—	0.01	mg/L	—	—	GELC
MCO-4B	8.9	06/27/06	WG	F	CS	—	Inorg	351.2	Total Kjeldahl Nitrogen	—	0.246	—	—	0.01	mg/L	—	J+	GELC
MCO-4B	8.9	02/06/06	WG	F	CS	FD	Inorg	351.2	Total Kjeldahl Nitrogen	—	0.238	—	—	0.01	mg/L	—	J+	GELC
MCO-4B	8.9	02/06/06	WG	F	CS	—	Inorg	351.2	Total Kjeldahl Nitrogen	—	0.262	—	—	0.01	mg/L	—	J+	GELC
MCO-4B	8.9	10/03/05	WG	F	CS	FD	Inorg	351.2	Total Kjeldahl Nitrogen	<	0.068	—	—	0.01	mg/L	J	U	GELC
MCO-4B	8.9	10/03/05	WG	F	CS	—	Inorg	351.2	Total Kjeldahl Nitrogen	<	0.01	—	—	0.01	mg/L	U	—	GELC
MCO-4B	8.9	08/08/05	WG	F	CS	FD	Inorg	351.2	Total Kjeldahl Nitrogen	—	0.311	—	—	0.01	mg/L	—	—	GELC
MCO-4B	8.9	08/08/05	WG	F	CS	—	Inorg	351.2	Total Kjeldahl Nitrogen	—	0.338	—	—	0.01	mg/L	—	—	GELC
MCO-4B	8.9	06/27/06	WG	UF	CS	—	Inorg	351.2	Total Kjeldahl Nitrogen	—	0.266	—	—	0.01	mg/L	—	—	GELC
MCO-4B	8.9	09/14/05	WG	UF	CS	—	Inorg	351.2	Total Kjeldahl Nitrogen	<	0.221	—	—	0.01	mg/L	—	U	GELC
MCO-4B	8.9	04/21/05	WG	UF	CS	—	Inorg	351.2	Total Kjeldahl Nitrogen	—	0.245	—	—	0.01	mg/L	—	J	GELC

Table D-1 (continued)

Location	Depth (ft)	Date	Fid Matrix	Fid Prep	Lab Sample Type	Fid QC	Suite	Method	Analyte	Symbol	Result	1-sigma TPU	MDA	MDL	Units	Lab Qual	Indep Qual	Lab
MCO-4B	8.9	06/27/06	WG	UF	CS	—	Inorg	9060	Total Organic Carbon	—	4.57	—	—	0.33	mg/L	—	—	GELC
MCO-4B	8.9	09/14/05	WG	UF	CS	—	Inorg	9060	Total Organic Carbon	—	6.9	—	—	0.074	mg/L	—	—	GELC
MCO-4B	8.9	04/21/05	WG	UF	CS	—	Inorg	9060	Total Organic Carbon	—	5.1	—	—	0.074	mg/L	—	J	GELC
MCO-4B	8.9	06/27/06	WG	UF	CS	—	Inorg	160.2	Total Suspended Solids	—	10	—	—	0.713	mg/L	—	—	GELC
MCO-4B	8.9	07/08/04	WG	UF	CS	—	Inorg	160.2	Total Suspended Solids	—	1.6	—	—	1.53	mg/L	J	—	GELC
MCO-4B	8.9	07/08/04	WG	UF	DUP	—	Inorg	160.2	Total Suspended Solids	—	1.6	—	—	1.53	mg/L	J	—	GELC
MCO-4B	8.9	06/30/03	WG	UF	CS	—	Inorg	160.2	Total Suspended Solids	—	3.2	—	—	0.764	mg/L	J	—	GELC
MCO-4B	8.9	06/30/03	WG	UF	DUP	—	Inorg	160.2	Total Suspended Solids	—	2.4	—	—	1.53	mg/L	J	—	GELC
MCO-4B	8.9	06/27/06	WG	F	CS	—	Inorg	150.1	pH	—	7.3	—	—	0.01	SU	H	J	GELC
MCO-4B	8.9	09/14/05	WG	F	CS	—	Inorg	150.1	pH	—	6.75	—	—	0.01	SU	H	J	GELC
MCO-4B	8.9	04/21/05	WG	F	CS	—	Inorg	150.1	pH	—	7.26	—	—	—	SU	H	J	GELC
MCO-4B	8.9	07/08/04	WG	F	CS	—	Inorg	150.1	pH	—	7.77	—	—	—	SU	H	J	GELC
MCO-4B	8.9	07/08/04	WG	F	DUP	—	Inorg	150.1	pH	—	7.78	—	—	—	SU	H	—	GELC
MCO-4B	8.9	06/27/06	WG	UF	CS	—	Inorg	150.1	pH	—	7.27	—	—	0.01	SU	H	J	GELC

Table D-1 (continued)

Location	Depth (ft)	Date	Fid Matrix	Fid Prep	Lab Sample Type	Fid QC	Suite	Method	Analyte	Symbol	Result	1-sigma TPU	MDA	MDL	Units	Lab Qual	Indep Qual	Lab
MCO-4B	8.9	09/14/05	WG	UF	CS	—	Inorg	150.1	pH	—	7.3	—	—	0.01	SU	H	J	GELC
MCO-4B	8.9	06/27/06	WG	F	CS	—	Met	6010	Aluminum	—	401	—	—	68	µg/L	—	—	GELC
MCO-4B	8.9	09/14/05	WG	F	CS	—	Met	6010	Aluminum	—	1490	—	—	68	µg/L	—	—	GELC
MCO-4B	8.9	04/21/05	WG	F	CS	—	Met	6010	Aluminum	—	89.2	—	—	68	µg/L	J	—	GELC
MCO-4B	8.9	07/08/04	WG	F	CS	—	Met	6010	Aluminum	—	52.6	—	—	14.7	µg/L	B	J-	GELC
MCO-4B	8.9	07/08/04	WG	F	DUP	—	Met	6010	Aluminum	—	51.1	—	—	14.7	µg/L	B	—	GELC
MCO-4B	8.9	06/27/06	WG	UF	CS	—	Met	6010	Aluminum	—	364	—	—	68	µg/L	—	—	GELC
MCO-4B	8.9	09/14/05	WG	UF	CS	—	Met	6010	Aluminum	—	1810	—	—	68	µg/L	—	—	GELC
MCO-4B	8.9	04/21/05	WG	UF	CS	—	Met	6010	Aluminum	—	124	—	—	68	µg/L	J	—	GELC
MCO-4B	8.9	07/08/04	WG	UF	CS	—	Met	6010	Aluminum	—	85.4	—	—	14.7	µg/L	B	J-	GELC
MCO-4B	8.9	07/08/04	WG	UF	DUP	—	Met	6010	Aluminum	—	98.1	—	—	14.7	µg/L	B	—	GELC
MCO-4B	8.9	06/27/06	WG	F	CS	—	Met	6010	Barium	—	82.4	—	—	1	µg/L	—	—	GELC
MCO-4B	8.9	09/14/05	WG	F	CS	—	Met	6010	Barium	—	66.1	—	—	1	µg/L	—	—	GELC
MCO-4B	8.9	04/21/05	WG	F	CS	—	Met	6010	Barium	—	77.2	—	—	1	µg/L	—	—	GELC

Table D-1 (continued)

Location	Depth (ft)	Date	Fid Matrix	Fid Prep	Lab Sample Type	Fid QC	Suite	Method	Analyte	Symbol	Result	1-sigma TPU	MDA	MDL	Units	Lab Qual	Indep Qual	Lab
MCO-4B	8.9	07/08/04	WG	F	CS	—	Met	6010	Barium	—	81.4	—	—	0.22	µg/L	—	—	GELC
MCO-4B	8.9	07/08/04	WG	F	DUP	—	Met	6010	Barium	—	81.6	—	—	0.22	µg/L	—	—	GELC
MCO-4B	8.9	06/27/06	WG	UF	CS	—	Met	6010	Barium	—	87	—	—	1	µg/L	—	—	GELC
MCO-4B	8.9	09/14/05	WG	UF	CS	—	Met	6010	Barium	—	66.7	—	—	1	µg/L	—	—	GELC
MCO-4B	8.9	04/21/05	WG	UF	CS	—	Met	6010	Barium	—	78.6	—	—	1	µg/L	—	—	GELC
MCO-4B	8.9	07/08/04	WG	UF	CS	—	Met	6010	Barium	—	84.2	—	—	0.22	µg/L	—	—	GELC
MCO-4B	8.9	07/08/04	WG	UF	DUP	—	Met	6010	Barium	—	86.8	—	—	0.22	µg/L	—	—	GELC
MCO-4B	8.9	06/27/06	WG	F	CS	—	Met	6010	Boron	—	62.8	—	—	10	µg/L	—	—	GELC
MCO-4B	8.9	09/14/05	WG	F	CS	—	Met	6010	Boron	—	60.5	—	—	10	µg/L	—	—	GELC
MCO-4B	8.9	04/21/05	WG	F	CS	—	Met	6010	Boron	—	45.2	—	—	10	µg/L	J	—	GELC
MCO-4B	8.9	07/08/04	WG	F	CS	—	Met	6010	Boron	—	58	—	—	4.9	µg/L	—	—	GELC
MCO-4B	8.9	07/08/04	WG	F	DUP	—	Met	6010	Boron	—	61.3	—	—	4.9	µg/L	—	—	GELC
MCO-4B	8.9	06/27/06	WG	UF	CS	—	Met	6010	Boron	—	63.8	—	—	10	µg/L	—	—	GELC
MCO-4B	8.9	09/14/05	WG	UF	CS	—	Met	6010	Boron	—	59.5	—	—	10	µg/L	—	—	GELC

Table D-1 (continued)

Location	Depth (ft)	Date	Fid Matrix	Fid Prep	Lab Sample Type	Fid QC	Suite	Method	Analyte	Symbol	Result	1-sigma TPU	MDA	MDL	Units	Lab Qual	Indep Qual	Lab
MCO-4B	8.9	04/21/05	WG	UF	CS	—	Met	6010	Boron	—	45.9	—	—	10	µg/L	J	—	GELC
MCO-4B	8.9	07/08/04	WG	UF	CS	—	Met	6010	Boron	—	62.2	—	—	4.9	µg/L	—	—	GELC
MCO-4B	8.9	07/08/04	WG	UF	DUP	—	Met	6010	Boron	—	65.7	—	—	4.9	µg/L	—	—	GELC
MCO-4B	8.9	06/27/06	WG	F	CS	—	Met	6020	Chromium	—	1.8	—	—	1	µg/L	J	—	GELC
MCO-4B	8.9	09/14/05	WG	F	CS	—	Met	6010	Chromium	—	2.1	—	—	1	µg/L	J	—	GELC
MCO-4B	8.9	04/21/05	WG	F	CS	—	Met	6010	Chromium	—	1.2	—	—	1	µg/L	J	—	GELC
MCO-4B	8.9	07/08/04	WG	F	CS	—	Met	6010	Chromium	—	0.707	—	—	0.5	µg/L	B	—	GELC
MCO-4B	8.9	07/08/04	WG	F	DUP	—	Met	6010	Chromium	—	1.32	—	—	0.5	µg/L	B	—	GELC
MCO-4B	8.9	06/27/06	WG	UF	CS	—	Met	6020	Chromium	—	2.2	—	—	1	µg/L	J	—	GELC
MCO-4B	8.9	09/14/05	WG	UF	CS	—	Met	6010	Chromium	—	2.5	—	—	1	µg/L	J	—	GELC
MCO-4B	8.9	04/21/05	WG	UF	CS	—	Met	6010	Chromium	<	1	—	—	1	µg/L	U	—	GELC
MCO-4B	8.9	07/08/04	WG	UF	CS	—	Met	6010	Chromium	—	1.34	—	—	0.5	µg/L	B	—	GELC
MCO-4B	8.9	07/08/04	WG	UF	DUP	—	Met	6010	Chromium	—	1.14	—	—	0.5	µg/L	B	—	GELC
MCO-4B	8.9	06/27/06	WG	F	CS	—	Met	6010	Iron	—	200	—	—	18	µg/L	—	—	GELC

Table D-1 (continued)

Location	Depth (ft)	Date	Fid Matrix	Fid Prep	Lab Sample Type	Fid QC	Suite	Method	Analyte	Symbol	Result	1-sigma TPU	MDA	MDL	Units	Lab Qual	Indep Qual	Lab
MCO-4B	8.9	09/14/05	WG	F	CS	—	Met	6010	Iron	—	611	—	—	18	µg/L	—	—	GELC
MCO-4B	8.9	04/21/05	WG	F	CS	—	Met	6010	Iron	—	49.9	—	—	18	µg/L	J	—	GELC
MCO-4B	8.9	07/08/04	WG	F	CS	—	Met	6010	Iron	—	25.7	—	—	12.6	µg/L	B	—	GELC
MCO-4B	8.9	07/08/04	WG	F	DUP	—	Met	6010	Iron	—	20.6	—	—	12.6	µg/L	B	—	GELC
MCO-4B	8.9	06/27/06	WG	UF	CS	—	Met	6010	Iron	—	227	—	—	18	µg/L	—	—	GELC
MCO-4B	8.9	09/14/05	WG	UF	CS	—	Met	6010	Iron	—	735	—	—	18	µg/L	—	—	GELC
MCO-4B	8.9	04/21/05	WG	UF	CS	—	Met	6010	Iron	—	66.6	—	—	18	µg/L	J	—	GELC
MCO-4B	8.9	07/08/04	WG	UF	CS	—	Met	6010	Iron	—	33.8	—	—	12.6	µg/L	B	—	GELC
MCO-4B	8.9	07/08/04	WG	UF	DUP	—	Met	6010	Iron	—	39.7	—	—	12.6	µg/L	B	—	GELC
MCO-4B	8.9	06/27/06	WG	F	CS	—	Met	6010	Manganese	—	10.6	—	—	2	µg/L	—	—	GELC
MCO-4B	8.9	09/14/05	WG	F	CS	—	Met	6010	Manganese	—	3.8	—	—	2	µg/L	J	—	GELC
MCO-4B	8.9	04/21/05	WG	F	CS	—	Met	6020	Manganese	<	1	—	—	1	µg/L	U	—	GELC
MCO-4B	8.9	07/08/04	WG	F	CS	—	Met	6010	Manganese	—	1.6	—	—	0.3	µg/L	B	—	GELC
MCO-4B	8.9	07/08/04	WG	F	DUP	—	Met	6010	Manganese	—	1.48	—	—	0.3	µg/L	B	—	GELC

Table D-1 (continued)

Location	Depth (ft)	Date	Fid Matrix	Fid Prep	Lab Sample Type	Fid QC	Suite	Method	Analyte	Symbol	Result	1-sigma TPU	MDA	MDL	Units	Lab Qual	Indep Qual	Lab
MCO-4B	8.9	06/27/06	WG	UF	CS	—	Met	6010	Manganese	—	11	—	—	2	µg/L	—	—	GELC
MCO-4B	8.9	09/14/05	WG	UF	CS	—	Met	6010	Manganese	—	4.8	—	—	2	µg/L	J	—	GELC
MCO-4B	8.9	04/21/05	WG	UF	CS	—	Met	6020	Manganese	<	1	—	—	1	µg/L	U	—	GELC
MCO-4B	8.9	07/08/04	WG	UF	CS	—	Met	6010	Manganese	—	1.05	—	—	0.3	µg/L	B	—	GELC
MCO-4B	8.9	07/08/04	WG	UF	DUP	—	Met	6010	Manganese	—	1.31	—	—	0.3	µg/L	B	—	GELC
MCO-4B	8.9	06/27/06	WG	F	CS	—	Met	6010	Molybdenum	—	40.5	—	—	2	µg/L	—	—	GELC
MCO-4B	8.9	09/14/05	WG	F	CS	—	Met	6010	Molybdenum	—	64.2	—	—	2	µg/L	—	—	GELC
MCO-4B	8.9	04/21/05	WG	F	CS	—	Met	6020	Molybdenum	—	52.6	—	—	0.1	µg/L	—	—	GELC
MCO-4B	8.9	07/08/04	WG	F	CS	—	Met	6010	Molybdenum	—	67.5	—	—	1.4	µg/L	—	—	GELC
MCO-4B	8.9	07/08/04	WG	F	DUP	—	Met	6010	Molybdenum	—	70.3	—	—	1.4	µg/L	—	—	GELC
MCO-4B	8.9	06/27/06	WG	UF	CS	—	Met	6010	Molybdenum	—	41	—	—	2	µg/L	—	—	GELC
MCO-4B	8.9	09/14/05	WG	UF	CS	—	Met	6010	Molybdenum	—	64.7	—	—	2	µg/L	—	—	GELC
MCO-4B	8.9	04/21/05	WG	UF	CS	—	Met	6020	Molybdenum	—	51	—	—	0.1	µg/L	—	—	GELC
MCO-4B	8.9	07/08/04	WG	UF	CS	—	Met	6010	Molybdenum	—	70.2	—	—	1.4	µg/L	—	—	GELC

Table D-1 (continued)

Location	Depth (ft)	Date	Fid Matrix	Fid Prep	Lab Sample Type	Fid QC	Suite	Method	Analyte	Symbol	Result	1-sigma TPU	MDA	MDL	Units	Lab Qual	Indep Qual	Lab
MCO-4B	8.9	07/08/04	WG	UF	DUP	—	Met	6010	Molybdenum	—	72.7	—	—	1.4	µg/L	—	—	GELC
MCO-4B	8.9	06/27/06	WG	F	CS	—	Met	6020	Nickel	—	4.6	—	—	0.5	µg/L	—	—	GELC
MCO-4B	8.9	09/14/05	WG	F	CS	—	Met	6020	Nickel	—	2.2	—	—	0.5	µg/L	—	—	GELC
MCO-4B	8.9	04/21/05	WG	F	CS	—	Met	6010	Nickel	<	1	—	—	1	µg/L	U	—	GELC
MCO-4B	8.9	07/08/04	WG	F	CS	—	Met	6010	Nickel	<	2.88	—	—	0.69	µg/L	B	U	GELC
MCO-4B	8.9	07/08/04	WG	F	DUP	—	Met	6010	Nickel	—	3.28	—	—	0.69	µg/L	B	—	GELC
MCO-4B	8.9	06/27/06	WG	UF	CS	—	Met	6020	Nickel	—	4.8	—	—	0.5	µg/L	—	—	GELC
MCO-4B	8.9	09/14/05	WG	UF	CS	—	Met	6020	Nickel	—	2.1	—	—	0.5	µg/L	—	—	GELC
MCO-4B	8.9	04/21/05	WG	UF	CS	—	Met	6010	Nickel	<	2.8	—	—	1	µg/L	J	U	GELC
MCO-4B	8.9	07/08/04	WG	UF	CS	—	Met	6010	Nickel	<	2.8	—	—	0.69	µg/L	B	U	GELC
MCO-4B	8.9	07/08/04	WG	UF	DUP	—	Met	6010	Nickel	—	5.16	—	—	0.69	µg/L	—	—	GELC
MCO-4B	8.9	06/27/06	WG	F	CS	—	Met	6010	Strontium	—	110	—	—	1	µg/L	—	—	GELC
MCO-4B	8.9	09/14/05	WG	F	CS	—	Met	6010	Strontium	—	81.8	—	—	1	µg/L	—	—	GELC
MCO-4B	8.9	04/21/05	WG	F	CS	—	Met	6010	Strontium	—	111	—	—	1	µg/L	—	—	GELC

Table D-1 (continued)

Location	Depth (ft)	Date	Fid Matrix	Fid Prep	Lab Sample Type	Fid QC	Suite	Method	Analyte	Symbol	Result	1-sigma TPU	MDA	MDL	Units	Lab Qual	Indep Qual	Lab
MCO-4B	8.9	07/08/04	WG	F	CS	—	Met	6010	Strontium	—	119	—	—	0.18	µg/L	—	—	GELC
MCO-4B	8.9	07/08/04	WG	F	DUP	—	Met	6010	Strontium	—	119	—	—	0.18	µg/L	—	—	GELC
MCO-4B	8.9	06/27/06	WG	UF	CS	—	Met	6010	Strontium	—	114	—	—	1	µg/L	—	—	GELC
MCO-4B	8.9	09/14/05	WG	UF	CS	—	Met	6010	Strontium	—	81.3	—	—	1	µg/L	—	—	GELC
MCO-4B	8.9	04/21/05	WG	UF	CS	—	Met	6010	Strontium	—	113	—	—	1	µg/L	—	—	GELC
MCO-4B	8.9	07/08/04	WG	UF	CS	—	Met	6010	Strontium	—	121	—	—	0.18	µg/L	—	—	GELC
MCO-4B	8.9	07/08/04	WG	UF	DUP	—	Met	6010	Strontium	—	125	—	—	0.18	µg/L	—	—	GELC
MCO-4B	8.9	06/27/06	WG	F	CS	—	Met	6020	Uranium	—	0.81	—	—	0.05	µg/L	—	—	GELC
MCO-4B	8.9	09/14/05	WG	F	CS	—	Met	6020	Uranium	—	0.39	—	—	0.05	µg/L	—	—	GELC
MCO-4B	8.9	07/08/04	WG	F	CS	—	Met	6020	Uranium	—	0.668	—	—	0.02	µg/L	—	—	GELC
MCO-4B	8.9	07/08/04	WG	F	DUP	—	Met	6020	Uranium	—	0.661	—	—	0.02	µg/L	—	—	GELC
MCO-4B	8.9	06/27/06	WG	UF	CS	—	Met	6020	Uranium	—	0.89	—	—	0.05	µg/L	—	—	GELC
MCO-4B	8.9	09/14/05	WG	UF	CS	—	Met	6020	Uranium	—	0.38	—	—	0.05	µg/L	—	—	GELC
MCO-4B	8.9	07/08/04	WG	UF	CS	—	Met	6020	Uranium	—	0.666	—	—	0.02	µg/L	—	—	GELC

Table D-1 (continued)

Location	Depth (ft)	Date	Fid Matrix	Fid Prep	Lab Sample Type	Fid QC	Suite	Method	Analyte	Symbol	Result	1-sigma TPU	MDA	MDL	Units	Lab Qual	Indep Qual	Lab
MCO-4B	8.9	07/08/04	WG	UF	DUP	—	Met	6020	Uranium	—	0.664	—	—	0.02	µg/L	—	—	GELC
MCO-4B	8.9	06/27/06	WG	F	CS	—	Met	6010	Vanadium	—	1.6	—	—	1	µg/L	J	—	GELC
MCO-4B	8.9	09/14/05	WG	F	CS	—	Met	6010	Vanadium	—	2.3	—	—	1	µg/L	J	—	GELC
MCO-4B	8.9	04/21/05	WG	F	CS	—	Met	6010	Vanadium	<	1.4	—	—	1	µg/L	J	U	GELC
MCO-4B	8.9	07/08/04	WG	F	CS	—	Met	6010	Vanadium	<	0.61	—	—	0.61	µg/L	U	UJ	GELC
MCO-4B	8.9	07/08/04	WG	F	DUP	—	Met	6010	Vanadium	—	1.03	—	—	0.61	µg/L	B	—	GELC
MCO-4B	8.9	06/27/06	WG	UF	CS	—	Met	6010	Vanadium	—	1.4	—	—	1	µg/L	J	—	GELC
MCO-4B	8.9	09/14/05	WG	UF	CS	—	Met	6010	Vanadium	—	2.2	—	—	1	µg/L	J	—	GELC
MCO-4B	8.9	04/21/05	WG	UF	CS	—	Met	6010	Vanadium	<	2	—	—	1	µg/L	J	U	GELC
MCO-4B	8.9	07/08/04	WG	UF	CS	—	Met	6010	Vanadium	—	0.718	—	—	0.61	µg/L	B	JN-	GELC
MCO-4B	8.9	07/08/04	WG	UF	DUP	—	Met	6010	Vanadium	<	0.61	—	—	0.61	µg/L	U	—	GELC
MCO-4B	8.9	06/27/06	WG	F	CS	—	Rad	H300	Americium-241	—	0.227	0.0236	0.022	—	pCi/L	—	—	GELC
MCO-4B	8.9	09/14/05	WG	F	CS	—	Rad	H300	Americium-241	—	0.171	0.0245	0.0371	—	pCi/L	—	—	GELC
MCO-4B	8.9	04/21/05	WG	F	CS	—	Rad	H300	Americium-241	—	0.0777	0.0155	0.035	—	pCi/L	—	J	GELC

Table D-1 (continued)

Location	Depth (ft)	Date	Fid Matrix	Fid Prep	Lab Sample Type	Fid QC	Suite	Method	Analyte	Symbol	Result	1-sigma TPU	MDA	MDL	Units	Lab Qual	Indep Qual	Lab
MCO-4B	8.9	06/27/06	WG	UF	CS	—	Rad	H300	Americium-241	—	0.22	0.0368	0.0534	—	pCi/L	—	—	GELC
MCO-4B	8.9	09/14/05	WG	UF	CS	—	Rad	H300	Americium-241	—	0.26	0.0285	0.0387	—	pCi/L	—	—	GELC
MCO-4B	8.9	04/21/05	WG	UF	CS	—	Rad	H300	Americium-241	—	0.0807	0.0146	0.034	—	pCi/L	—	J	GELC
MCO-4B	8.9	07/08/04	WG	UF	CS	—	Rad	AS	Americium-241	—	0.155	0.0186	0.032	—	pCi/L	—	—	GELC
MCO-4B	8.9	06/27/06	WG	F	CS	—	Rad	901.1	Cesium-137	—	8.13	1.84	3.89	—	pCi/L	UI	R	GELC
MCO-4B	8.9	09/14/05	WG	F	CS	—	Rad	901.1	Cesium-137	—	1.92	0.952	3.35	—	pCi/L	U	U	GELC
MCO-4B	8.9	04/21/05	WG	F	CS	—	Rad	901.1	Cesium-137	—	0.0622	0.758	2.37	—	pCi/L	U	U	GELC
MCO-4B	8.9	06/27/06	WG	UF	CS	—	Rad	901.1	Cesium-137	—	3.74	1.67	6.74	—	pCi/L	U	U	GELC
MCO-4B	8.9	09/14/05	WG	UF	CS	—	Rad	901.1	Cesium-137	—	3.07	2.63	3.48	—	pCi/L	U	U	GELC
MCO-4B	8.9	04/21/05	WG	UF	CS	—	Rad	901.1	Cesium-137	—	-0.94	1.13	3.88	—	pCi/L	U	U	GELC
MCO-4B	8.9	07/08/04	WG	UF	CS	—	Rad	901.1	Cesium-137	—	0.202	1.18	4.38	—	pCi/L	U	U	GELC
MCO-4B	8.9	06/27/06	WG	F	CS	—	Rad	901.1	Cobalt-60	—	0.995	1.43	5.95	—	pCi/L	U	U	GELC
MCO-4B	8.9	09/14/05	WG	F	CS	—	Rad	901.1	Cobalt-60	—	-0.502	1.06	3.83	—	pCi/L	U	U	GELC
MCO-4B	8.9	04/21/05	WG	F	CS	—	Rad	901.1	Cobalt-60	—	0.0332	0.71	2.63	—	pCi/L	U	U	GELC

Table D-1 (continued)

Location	Depth (ft)	Date	Fid Matrix	Fid Prep	Lab Sample Type	Fid QC	Suite	Method	Analyte	Symbol	Result	1-sigma TPU	MDA	MDL	Units	Lab Qual	Indep Qual	Lab
MCO-4B	8.9	06/27/06	WG	UF	CS	—	Rad	901.1	Cobalt-60	—	1.71	1.39	5.86	—	pCi/L	U	U	GELC
MCO-4B	8.9	09/14/05	WG	UF	CS	—	Rad	901.1	Cobalt-60	—	1.42	1.04	4.13	—	pCi/L	U	U	GELC
MCO-4B	8.9	04/21/05	WG	UF	CS	—	Rad	901.1	Cobalt-60	—	-0.84	1.24	4.39	—	pCi/L	U	U	GELC
MCO-4B	8.9	07/08/04	WG	UF	CS	—	Rad	901.1	Cobalt-60	—	-0.886	1.37	4.95	—	pCi/L	U	U	GELC
MCO-4B	8.9	06/27/06	WG	F	CS	—	Rad	900	Gross alpha	—	3.87	0.729	1.64	—	pCi/L	—	J	GELC
MCO-4B	8.9	09/14/05	WG	F	CS	—	Rad	900	Gross alpha	—	3.73	1.21	3.35	—	pCi/L	—	J	GELC
MCO-4B	8.9	04/21/05	WG	F	CS	—	Rad	900	Gross alpha	—	1.8	0.512	1.28	—	pCi/L	—	J	GELC
MCO-4B	8.9	06/27/06	WG	UF	CS	—	Rad	900	Gross alpha	—	3.67	0.84	2.36	—	pCi/L	—	J	GELC
MCO-4B	8.9	09/14/05	WG	UF	CS	—	Rad	900	Gross alpha	—	4.24	0.829	1.35	—	pCi/L	—	—	GELC
MCO-4B	8.9	04/21/05	WG	UF	CS	—	Rad	900	Gross alpha	—	2.96	1.15	1.89	—	pCi/L	—	J	GELC
MCO-4B	8.9	07/08/04	WG	UF	CS	—	Rad	900	Gross alpha	—	1.31	0.684	2.21	—	pCi/L	U	U	GELC
MCO-4B	8.9	06/27/06	WG	F	CS	—	Rad	900	Gross beta	—	119	3.11	2.94	—	pCi/L	—	—	GELC
MCO-4B	8.9	09/14/05	WG	F	CS	—	Rad	900	Gross beta	—	89.4	2.36	2.63	—	pCi/L	—	—	GELC
MCO-4B	8.9	04/21/05	WG	F	CS	—	Rad	900	Gross beta	—	112	2.14	1.72	—	pCi/L	—	—	GELC

Table D-1 (continued)

Location	Depth (ft)	Date	Fid Matrix	Fid Prep	Lab Sample Type	Fid QC	Suite	Method	Analyte	Symbol	Result	1-sigma TPU	MDA	MDL	Units	Lab Qual	Indep Qual	Lab
MCO-4B	8.9	06/27/06	WG	UF	CS	—	Rad	900	Gross beta	—	145	4.16	3.57	—	pCi/L	—	—	GELC
MCO-4B	8.9	09/14/05	WG	UF	CS	—	Rad	900	Gross beta	—	90.7	2.8	2.37	—	pCi/L	—	—	GELC
MCO-4B	8.9	04/21/05	WG	UF	CS	—	Rad	900	Gross beta	—	116	1.79	1.37	—	pCi/L	—	—	GELC
MCO-4B	8.9	07/08/04	WG	UF	CS	—	Rad	900	Gross beta	—	151	2.8	2.07	—	pCi/L	—	—	GELC
MCO-4B	8.9	06/27/06	WG	F	CS	—	Rad	901.1	Gross gamma	—	91.4	90.5	306	—	pCi/L	U	U	GELC
MCO-4B	8.9	09/14/05	WG	F	CS	—	Rad	901.1	Gross gamma	—	83.7	84.2	235	—	pCi/L	U	U	GELC
MCO-4B	8.9	04/21/05	WG	F	CS	—	Rad	901.1	Gross gamma	—	100	64.1	267	—	pCi/L	U	U	GELC
MCO-4B	8.9	06/27/06	WG	UF	CS	—	Rad	901.1	Gross gamma	—	101	81.7	385	—	pCi/L	U	U	GELC
MCO-4B	8.9	09/14/05	WG	UF	CS	—	Rad	901.1	Gross gamma	—	114	91.1	298	—	pCi/L	U	U	GELC
MCO-4B	8.9	04/21/05	WG	UF	CS	—	Rad	901.1	Gross gamma	—	1440	1060	2050	—	pCi/L	U	U	GELC
MCO-4B	8.9	07/08/04	WG	UF	CS	—	Rad	901.1	Gross gamma	—	104	109	336	—	pCi/L	U	U	GELC
MCO-4B	8.9	06/27/06	WG	F	CS	—	Rad	901.1	Neptunium-237	—	-4.07	9.01	31.7	—	pCi/L	U	U	GELC
MCO-4B	8.9	09/14/05	WG	F	CS	—	Rad	901.1	Neptunium-237	—	12.9	6.52	24	—	pCi/L	U	U	GELC
MCO-4B	8.9	04/21/05	WG	F	CS	—	Rad	901.1	Neptunium-237	—	-5.17	6.82	23.2	—	pCi/L	U	U	GELC

Table D-1 (continued)

Location	Depth (ft)	Date	Fid Matrix	Fid Prep	Lab Sample Type	Fid QC	Suite	Method	Analyte	Symbol	Result	1-sigma TPU	MDA	MDL	Units	Lab Qual	Indep Qual	Lab
MCO-4B	8.9	06/27/06	WG	UF	CS	—	Rad	901.1	Neptunium-237	—	-4.04	10.8	37.7	—	pCi/L	U	U	GELC
MCO-4B	8.9	09/14/05	WG	UF	CS	—	Rad	901.1	Neptunium-237	—	6.68	8.85	31	—	pCi/L	U	U	GELC
MCO-4B	8.9	04/21/05	WG	UF	CS	—	Rad	901.1	Neptunium-237	—	-4.57	9.88	31.5	—	pCi/L	U	U	GELC
MCO-4B	8.9	07/08/04	WG	UF	CS	—	Rad	901.1	Neptunium-237	—	-0.628	4.98	16.8	—	pCi/L	U	U	GELC
MCO-4B	8.9	06/27/06	WG	F	CS	—	Rad	H300	Plutonium-238	—	0.0408	0.0124	0.0206	—	pCi/L	—	J	GELC
MCO-4B	8.9	09/14/05	WG	F	CS	—	Rad	H300	Plutonium-238	—	0.11	0.0173	0.0531	—	pCi/L	—	J	GELC
MCO-4B	8.9	04/21/05	WG	F	CS	—	Rad	H300	Plutonium-238	—	0.0216	0.00723	0.037	—	pCi/L	U	U	GELC
MCO-4B	8.9	06/27/06	WG	UF	CS	—	Rad	H300	Plutonium-238	—	0.0222	0.00649	0.0178	—	pCi/L	—	J	GELC
MCO-4B	8.9	09/14/05	WG	UF	CS	—	Rad	H300	Plutonium-238	—	0.141	0.019	0.0431	—	pCi/L	—	—	GELC
MCO-4B	8.9	04/21/05	WG	UF	CS	—	Rad	H300	Plutonium-238	—	0.0343	0.00932	0.042	—	pCi/L	U	U	GELC
MCO-4B	8.9	07/08/04	WG	UF	CS	—	Rad	AS	Plutonium-238	—	0.0215	0.00812	0.033	—	pCi/L	U	U	GELC
MCO-4B	8.9	06/27/06	WG	F	CS	—	Rad	H300	Plutonium-239/240	—	0.0429	0.00971	0.024	—	pCi/L	—	J	GELC
MCO-4B	8.9	09/14/05	WG	F	CS	—	Rad	H300	Plutonium-239/240	—	0.202	0.0242	0.0449	—	pCi/L	—	—	GELC
MCO-4B	8.9	04/21/05	WG	F	CS	—	Rad	H300	Plutonium-239/240	—	0.0467	0.00932	0.032	—	pCi/L	—	J	GELC

Table D-1 (continued)

Location	Depth (ft)	Date	Fid Matrix	Fid Prep	Lab Sample Type	Fid QC	Suite	Method	Analyte	Symbol	Result	1-sigma TPU	MDA	MDL	Units	Lab Qual	Indep Qual	Lab
MCO-4B	8.9	06/27/06	WG	UF	CS	—	Rad	H300	Plutonium-239/240	—	0.0333	0.00842	0.0207	—	pCi/L	—	J	GELC
MCO-4B	8.9	09/14/05	WG	UF	CS	—	Rad	H300	Plutonium-239/240	—	0.27	0.0276	0.0364	—	pCi/L	—	—	GELC
MCO-4B	8.9	04/21/05	WG	UF	CS	—	Rad	H300	Plutonium-239/240	—	0.0141	0.00924	0.035	—	pCi/L	U	U	GELC
MCO-4B	8.9	07/08/04	WG	UF	CS	—	Rad	AS	Plutonium-239/240	—	0.0215	0.00753	0.035	—	pCi/L	U	U	GELC
MCO-4B	8.9	06/27/06	WG	F	CS	—	Rad	901.1	Potassium-40	—	26.3	17.5	73.7	—	pCi/L	U	U	GELC
MCO-4B	8.9	09/14/05	WG	F	CS	—	Rad	901.1	Potassium-40	—	34.9	22.3	37.8	—	pCi/L	U	U	GELC
MCO-4B	8.9	04/21/05	WG	F	CS	—	Rad	901.1	Potassium-40	—	37.7	9.79	40.9	—	pCi/L	U	U	GELC
MCO-4B	8.9	06/27/06	WG	UF	CS	—	Rad	901.1	Potassium-40	—	16.9	19.4	42.6	—	pCi/L	U	U	GELC
MCO-4B	8.9	09/14/05	WG	UF	CS	—	Rad	901.1	Potassium-40	—	7.55	20.2	35	—	pCi/L	U	U	GELC
MCO-4B	8.9	04/21/05	WG	UF	CS	—	Rad	901.1	Potassium-40	—	77	16.7	71.4	—	pCi/L	UI	R	GELC
MCO-4B	8.9	07/08/04	WG	UF	CS	—	Rad	901.1	Potassium-40	—	19.3	13.6	55.1	—	pCi/L	U	U	GELC
MCO-4B	8.9	06/27/06	WG	F	CS	—	Rad	901.1	Sodium-22	—	1.89	1.19	5.55	—	pCi/L	U	U	GELC
MCO-4B	8.9	09/14/05	WG	F	CS	—	Rad	901.1	Sodium-22	—	2.75	1.27	3.47	—	pCi/L	U	U	GELC
MCO-4B	8.9	04/21/05	WG	F	CS	—	Rad	901.1	Sodium-22	—	0.0188	0.753	2.77	—	pCi/L	U	U	GELC

Table D-1 (continued)

Location	Depth (ft)	Date	Fid Matrix	Fid Prep	Lab Sample Type	Fid QC	Suite	Method	Analyte	Symbol	Result	1-sigma TPU	MDA	MDL	Units	Lab Qual	Indep Qual	Lab
MCO-4B	8.9	06/27/06	WG	UF	CS	—	Rad	901.1	Sodium-22	—	-0.398	1.27	4.69	—	pCi/L	U	U	GELC
MCO-4B	8.9	09/14/05	WG	UF	CS	—	Rad	901.1	Sodium-22	—	0.533	1.11	4.16	—	pCi/L	U	U	GELC
MCO-4B	8.9	04/21/05	WG	UF	CS	—	Rad	901.1	Sodium-22	—	2.41	1.25	3.96	—	pCi/L	U	U	GELC
MCO-4B	8.9	07/08/04	WG	UF	CS	—	Rad	901.1	Sodium-22	—	4.83	2.25	4.58	—	pCi/L	UI	R	GELC
MCO-4B	8.9	06/27/06	WG	F	CS	—	Rad	905.0	Strontium-90	—	47	0.857	0.312	—	pCi/L	—	—	GELC
MCO-4B	8.9	09/14/05	WG	F	CS	—	Rad	905.0	Strontium-90	—	29.6	0.713	0.314	—	pCi/L	—	—	GELC
MCO-4B	8.9	04/21/05	WG	F	CS	—	Rad	905.0	Strontium-90	—	39.6	0.797	0.197	—	pCi/L	—	J	GELC
MCO-4B	8.9	06/27/06	WG	UF	CS	—	Rad	905.0	Strontium-90	—	50.1	1.07	0.44	—	pCi/L	—	—	GELC
MCO-4B	8.9	09/14/05	WG	UF	CS	—	Rad	905.0	Strontium-90	—	32.3	0.745	0.272	—	pCi/L	—	—	GELC
MCO-4B	8.9	04/21/05	WG	UF	CS	—	Rad	905.0	Strontium-90	—	37.1	1.24	0.211	—	pCi/L	—	—	GELC
MCO-4B	8.9	07/08/04	WG	UF	CS	—	Rad	GFPC	Strontium-90	—	61.1	8.58	0.313	—	pCi/L	—	—	GELC
MCO-4B	8.9	06/27/06	WG	UF	CS	—	Rad	906.0	Tritium	—	776	64.8	168	—	pCi/L	—	—	GELC
MCO-4B	8.9	09/14/05	WG	UF	CS	—	Rad	906.0	Tritium	—	362	76.3	232	—	pCi/L	—	J	GELC
MCO-4B	8.9	04/21/05	WG	UF	CS	—	Rad	906.0	Tritium	—	1060	84	206	—	pCi/L	—	—	GELC

Table D-1 (continued)

Location	Depth (ft)	Date	Fid Matrix	Fid Prep	Lab Sample Type	Fid QC	Suite	Method	Analyte	Symbol	Result	1-sigma TPU	MDA	MDL	Units	Lab Qual	Indep Qual	Lab
MCO-4B	8.9	04/21/05	WG	UF	CS	—	Rad	LLEE	Tritium	—	1222.91 ₉	41.509	—	0.28737	pCi/L	—	—	UMTL
MCO-4B	8.9	07/08/04	WG	UF	CS	—	Rad	906.0	Tritium	—	2630	95.3	151	—	pCi/L	—	—	GELC
MCO-4B	8.9	06/27/06	WG	F	CS	—	Rad	H300	Uranium-234	—	0.865	0.0678	0.0495	—	pCi/L	—	—	GELC
MCO-4B	8.9	09/14/05	WG	F	CS	—	Rad	H300	Uranium-234	—	0.542	0.0427	0.0638	—	pCi/L	—	—	GELC
MCO-4B	8.9	04/21/05	WG	F	CS	—	Rad	H300	Uranium-234	—	0.506	0.0555	0.15	—	pCi/L	—	—	GELC
MCO-4B	8.9	06/27/06	WG	UF	CS	—	Rad	H300	Uranium-234	—	0.893	0.0692	0.0484	—	pCi/L	—	—	GELC
MCO-4B	8.9	09/14/05	WG	UF	CS	—	Rad	H300	Uranium-234	—	0.518	0.0415	0.0635	—	pCi/L	—	—	GELC
MCO-4B	8.9	04/21/05	WG	UF	CS	—	Rad	H300	Uranium-234	—	0.599	0.0604	0.152	—	pCi/L	—	J	GELC
MCO-4B	8.9	07/08/04	WG	UF	CS	—	Rad	AS	Uranium-234	—	0.829	0.0632	0.062	—	pCi/L	—	—	GELC
MCO-4B	8.9	06/27/06	WG	F	CS	—	Rad	H300	Uranium-235/236	—	0.0352	0.0112	0.0417	—	pCi/L	U	U	GELC
MCO-4B	8.9	09/14/05	WG	F	CS	—	Rad	H300	Uranium-235/236	—	0.0155	0.00899	0.0481	—	pCi/L	U	U	GELC
MCO-4B	8.9	04/21/05	WG	F	CS	—	Rad	H300	Uranium-235/236	—	0.0444	0.0216	0.092	—	pCi/L	U	U	GELC
MCO-4B	8.9	06/27/06	WG	UF	CS	—	Rad	H300	Uranium-235/236	—	0.0602	0.0142	0.0408	—	pCi/L	—	J	GELC
MCO-4B	8.9	09/14/05	WG	UF	CS	—	Rad	H300	Uranium-235/236	—	0.0463	0.0176	0.0478	—	pCi/L	U	U	GELC

Table D-1 (continued)

Location	Depth (ft)	Date	Fid Matrix	Fid Prep	Lab Sample Type	Fid QC	Suite	Method	Analyte	Symbol	Result	1-sigma TPU	MDA	MDL	Units	Lab Qual	Indep Qual	Lab
MCO-4B	8.9	04/21/05	WG	UF	CS	—	Rad	H300	Uranium-235/236	—	0.12	0.0278	0.093	—	pCi/L	—	J	GELC
MCO-4B	8.9	07/08/04	WG	UF	CS	—	Rad	AS	Uranium-235/236	—	0.112	0.0196	0.053	—	pCi/L	—	J	GELC
MCO-4B	8.9	06/27/06	WG	F	CS	—	Rad	H300	Uranium-238	—	0.275	0.0307	0.0526	—	pCi/L	—	—	GELC
MCO-4B	8.9	09/14/05	WG	F	CS	—	Rad	H300	Uranium-238	—	0.161	0.0201	0.0452	—	pCi/L	—	—	GELC
MCO-4B	8.9	04/21/05	WG	F	CS	—	Rad	H300	Uranium-238	—	0.177	0.0311	0.106	—	pCi/L	—	J	GELC
MCO-4B	8.9	06/27/06	WG	UF	CS	—	Rad	H300	Uranium-238	—	0.269	0.0297	0.0515	—	pCi/L	—	—	GELC
MCO-4B	8.9	09/14/05	WG	UF	CS	—	Rad	H300	Uranium-238	—	0.231	0.0287	0.0449	—	pCi/L	—	—	GELC
MCO-4B	8.9	04/21/05	WG	UF	CS	—	Rad	H300	Uranium-238	—	0.175	0.0319	0.108	—	pCi/L	—	J	GELC
MCO-4B	8.9	07/08/04	WG	UF	CS	—	Rad	AS	Uranium-238	—	0.233	0.0278	0.056	—	pCi/L	—	—	GELC
MCO-6	27	07/06/06	WG	UF	CS	—	Dro	8015	Diesel Range Organics	—	28.4	—	—	16.5	µg/L	J	—	GELC
MCO-6	27	07/06/06	WG	F	CS	—	Inorg	310.1	Alkalinity-CO ₃ +HCO ₃	—	166	—	—	0.725	mg/L	—	—	GELC
MCO-6	27	09/14/05	WG	F	CS	—	Inorg	310.1	Alkalinity-CO ₃ +HCO ₃	—	129	—	—	1.45	mg/L	—	—	GELC
MCO-6	27	04/27/05	WG	F	CS	FD	Inorg	310.1	Alkalinity-CO ₃ +HCO ₃	—	181	—	—	1.45	mg/L	—	—	GELC
MCO-6	27	04/27/05	WG	F	CS	—	Inorg	310.1	Alkalinity-CO ₃ +HCO ₃	—	117	—	—	1.45	mg/L	—	—	GELC

Table D-1 (continued)

Location	Depth (ft)	Date	Fid Matrix	Fid Prep	Lab Sample Type	Fid QC	Suite	Method	Analyte	Symbol	Result	1-sigma TPU	MDA	MDL	Units	Lab Qual	Indep Qual	Lab
MCO-6	27	09/03/04	WG	F	CS	—	Inorg	310.1	Alkalinity-CO3+HCO3	—	138	—	—	1.45	mg/L	—	—	GELC
MCO-6	27	07/06/06	WG	UF	CS	—	Inorg	310.1	Alkalinity-CO3+HCO3	—	61.7	—	—	0.725	mg/L	—	—	GELC
MCO-6	27	09/14/05	WG	UF	CS	—	Inorg	310.1	Alkalinity-CO3+HCO3	—	60.1	—	—	1.45	mg/L	—	—	GELC
MCO-6	27	04/27/05	WG	UF	CS	FD	Inorg	310.1	Alkalinity-CO3+HCO3	—	138	—	—	1.45	mg/L	—	—	GELC
MCO-6	27	07/06/06	WG	F	CS	—	Inorg	6010	Calcium	—	31.5	—	—	0.036	mg/L	—	—	GELC
MCO-6	27	09/14/05	WG	F	CS	—	Inorg	6010	Calcium	—	31.7	—	—	0.036	mg/L	—	—	GELC
MCO-6	27	04/27/05	WG	F	CS	FD	Inorg	6010	Calcium	—	29.1	—	—	0.036	mg/L	—	—	GELC
MCO-6	27	04/27/05	WG	F	CS	—	Inorg	6010	Calcium	—	29.1	—	—	0.036	mg/L	—	—	GELC
MCO-6	27	09/03/04	WG	F	CS	—	Inorg	6010	Calcium	—	41.6	—	—	0.00554	mg/L	—	—	GELC
MCO-6	27	07/06/06	WG	UF	CS	—	Inorg	6010	Calcium	—	32.2	—	—	0.036	mg/L	—	—	GELC
MCO-6	27	09/14/05	WG	UF	CS	—	Inorg	6010	Calcium	—	32.4	—	—	0.036	mg/L	—	—	GELC
MCO-6	27	04/27/05	WG	UF	CS	FD	Inorg	6010	Calcium	—	29.3	—	—	0.036	mg/L	—	—	GELC
MCO-6	27	04/27/05	WG	UF	CS	—	Inorg	6010	Calcium	—	30	—	—	0.036	mg/L	—	—	GELC
MCO-6	27	09/03/04	WG	UF	CS	—	Inorg	6010	Calcium	—	42.6	—	—	0.00554	mg/L	—	—	GELC

Table D-1 (continued)

Location	Depth (ft)	Date	Fid Matrix	Fid Prep	Lab Sample Type	Fid QC	Suite	Method	Analyte	Symbol	Result	1-sigma TPU	MDA	MDL	Units	Lab Qual	Indep Qual	Lab
MCO-6	27	07/06/06	WG	UF	CS	—	Inorg	410.4	Chemical Oxygen Demand	—	12.9	—	—	0.89	mg/L	—	J	GELC
MCO-6	27	07/06/06	WG	F	CS	—	Inorg	300	Chloride	—	27.9	—	—	0.132	mg/L	—	—	GELC
MCO-6	27	09/14/05	WG	F	CS	—	Inorg	300	Chloride	—	52.2	—	—	0.265	mg/L	—	—	GELC
MCO-6	27	04/27/05	WG	F	CS	FD	Inorg	300	Chloride	—	42.2	—	—	0.265	mg/L	—	—	GELC
MCO-6	27	04/27/05	WG	F	CS	—	Inorg	300	Chloride	—	45.6	—	—	0.265	mg/L	—	—	GELC
MCO-6	27	09/03/04	WG	F	CS	—	Inorg	300	Chloride	—	53.1	—	—	0.322	mg/L	—	—	GELC
MCO-6	27	07/06/06	WG	UF	CS	—	Inorg	300	Chloride	—	27.7	—	—	0.132	mg/L	—	—	GELC
MCO-6	27	09/14/05	WG	UF	CS	—	Inorg	300	Chloride	—	53.4	—	—	0.265	mg/L	—	—	GELC
MCO-6	27	04/27/05	WG	UF	CS	FD	Inorg	300	Chloride	—	43.4	—	—	0.265	mg/L	—	—	GELC
MCO-6	27	04/27/05	WG	UF	CS	—	Inorg	300	Chloride	—	45.7	—	—	0.265	mg/L	—	—	GELC
MCO-6	27	07/06/06	WG	F	CS	—	Inorg	300	Fluoride	—	1.14	—	—	0.033	mg/L	—	—	GELC
MCO-6	27	05/12/06	WG	F	CS	—	Inorg	300	Fluoride	—	1.14	—	—	0.033	mg/L	—	—	GELC
MCO-6	27	02/08/06	WG	F	CS	—	Inorg	300	Fluoride	—	1.08	—	—	0.03	mg/L	—	—	GELC
MCO-6	27	10/04/05	WG	F	CS	—	Inorg	300	Fluoride	—	1.16	—	—	0.03	mg/L	—	J+	GELC

Table D-1 (continued)

Location	Depth (ft)	Date	Fid Matrix	Fid Prep	Lab Sample Type	Fid QC	Suite	Method	Analyte	Symbol	Result	1-sigma TPU	MDA	MDL	Units	Lab Qual	Indep Qual	Lab
MCO-6	27	07/06/06	WG	UF	CS	—	Inorg	300	Fluoride	—	1.11	—	—	0.033	mg/L	—	—	GELC
MCO-6	27	09/14/05	WG	UF	CS	—	Inorg	300	Fluoride	—	1.05	—	—	0.03	mg/L	—	—	GELC
MCO-6	27	04/27/05	WG	UF	CS	FD	Inorg	300	Fluoride	—	1.27	—	—	0.03	mg/L	—	—	GELC
MCO-6	27	04/27/05	WG	UF	CS	—	Inorg	300	Fluoride	—	1.27	—	—	0.03	mg/L	—	—	GELC
MCO-6	27	04/08/02	WG	UF	CS	—	Inorg	300	Fluoride	—	1.31	—	—	0.014	mg/L	—	—	GELC
MCO-6	27	04/08/02	WG	UF	DUP	—	Inorg	300	Fluoride	—	1.29	—	—	0.014	mg/L	—	—	GELC
MCO-6	27	07/06/06	WG	F	CS	—	Inorg	A2340	Hardness	—	91.9	—	—	0.085	mg/L	—	—	GELC
MCO-6	27	09/14/05	WG	F	CS	—	Inorg	A2340	Hardness	—	91	—	—	0.085	mg/L	—	—	GELC
MCO-6	27	04/27/05	WG	F	CS	FD	Inorg	A2340	Hardness	—	84.1	—	—	0.085	mg/L	—	—	GELC
MCO-6	27	04/27/05	WG	F	CS	—	Inorg	A2340	Hardness	—	84.1	—	—	0.085	mg/L	—	—	GELC
MCO-6	27	09/03/04	WG	F	CS	—	Inorg	200.7	Hardness	—	119	—	—	0.00554	mg/L	—	—	GELC
MCO-6	27	07/06/06	WG	UF	CS	—	Inorg	A2340	Hardness	—	93.7	—	—	0.085	mg/L	—	—	GELC
MCO-6	27	09/14/05	WG	UF	CS	—	Inorg	A2340	Hardness	—	92.9	—	—	0.085	mg/L	—	—	GELC
MCO-6	27	04/27/05	WG	UF	CS	FD	Inorg	A2340	Hardness	—	84.8	—	—	0.085	mg/L	—	—	GELC

Table D-1 (continued)

Location	Depth (ft)	Date	Fid Matrix	Fid Prep	Lab Sample Type	Fid QC	Suite	Method	Analyte	Symbol	Result	1-sigma TPU	MDA	MDL	Units	Lab Qual	Indep Qual	Lab
MCO-6	27	04/27/05	WG	UF	CS	—	Inorg	A2340	Hardness	—	86.8	—	—	0.085	mg/L	—	—	GELC
MCO-6	27	09/03/04	WG	UF	CS	—	Inorg	200.7	Hardness	—	122	—	—	0.00554	mg/L	—	—	GELC
MCO-6	27	07/06/06	WG	F	CS	—	Inorg	6010	Magnesium	—	3.18	—	—	0.085	mg/L	—	—	GELC
MCO-6	27	09/14/05	WG	F	CS	—	Inorg	6010	Magnesium	—	2.86	—	—	0.085	mg/L	—	—	GELC
MCO-6	27	04/27/05	WG	F	CS	FD	Inorg	6010	Magnesium	—	2.79	—	—	0.085	mg/L	—	—	GELC
MCO-6	27	04/27/05	WG	F	CS	—	Inorg	6010	Magnesium	—	2.79	—	—	0.085	mg/L	—	—	GELC
MCO-6	27	09/03/04	WG	F	CS	—	Inorg	6010	Magnesium	—	3.76	—	—	0.00518	mg/L	—	—	GELC
MCO-6	27	07/06/06	WG	UF	CS	—	Inorg	6010	Magnesium	—	3.25	—	—	0.085	mg/L	—	—	GELC
MCO-6	27	09/14/05	WG	UF	CS	—	Inorg	6010	Magnesium	—	2.93	—	—	0.085	mg/L	—	—	GELC
MCO-6	27	04/27/05	WG	UF	CS	FD	Inorg	6010	Magnesium	—	2.82	—	—	0.085	mg/L	—	—	GELC
MCO-6	27	04/27/05	WG	UF	CS	—	Inorg	6010	Magnesium	—	2.88	—	—	0.085	mg/L	—	—	GELC
MCO-6	27	09/03/04	WG	UF	CS	—	Inorg	6010	Magnesium	—	3.81	—	—	0.00518	mg/L	—	—	GELC
MCO-6	27	07/06/06	WG	F	CS	—	Inorg	353.1	Nitrate-Nitrite as N	—	1.61	—	—	0.014	mg/L	—	—	GELC
MCO-6	27	05/12/06	WG	F	CS	—	Inorg	353.1	Nitrate-Nitrite as N	—	1.56	—	—	0.014	mg/L	—	—	GELC

Table D-1 (continued)

Location	Depth (ft)	Date	Fid Matrix	Fid Prep	Lab Sample Type	Fid QC	Suite	Method	Analyte	Symbol	Result	1-sigma TPU	MDA	MDL	Units	Lab Qual	Indep Qual	Lab
MCO-6	27	02/08/06	WG	F	CS	—	Inorg	353.1	Nitrate-Nitrite as N	—	1.39	—	—	0.017	mg/L	—	J+	GELC
MCO-6	27	10/04/05	WG	F	CS	—	Inorg	353.1	Nitrate-Nitrite as N	—	1.72	—	—	0.017	mg/L	—	—	GELC
MCO-6	27	07/06/06	WG	UF	CS	—	Inorg	353.1	Nitrate-Nitrite as N	—	1.65	—	—	0.014	mg/L	—	—	GELC
MCO-6	27	04/08/02	WG	UF	CS	—	Inorg	353.1	Nitrate-Nitrite as N	—	2.78	—	—	0.0069	mg/L	—	—	GELC
MCO-6	27	07/06/06	WG	F	CS	—	Inorg	6850	Perchlorate	—	21	—	—	2.5	µg/L	—	J	GELC
MCO-6	27	07/06/06	WG	F	CS	—	Inorg	314.0	Perchlorate	—	21.1	—	—	4	µg/L	—	—	GELC
MCO-6	27	05/12/06	WG	F	CS	—	Inorg	6850	Perchlorate	—	22.2	—	—	2.5	µg/L	—	J	GELC
MCO-6	27	05/12/06	WG	F	CS	—	Inorg	314.0	Perchlorate	—	21.2	—	—	4	µg/L	—	—	GELC
MCO-6	27	02/08/06	WG	F	CS	—	Inorg	6850	Perchlorate	—	24.7	—	—	2	µg/L	—	J	GELC
MCO-6	27	02/08/06	WG	F	CS	—	Inorg	314.0	Perchlorate	—	27	—	—	4	µg/L	—	—	GELC
MCO-6	27	10/04/05	WG	F	CS	—	Inorg	6850	Perchlorate	—	25.1	—	—	2.5	µg/L	—	J	GELC
MCO-6	27	10/04/05	WG	F	CS	—	Inorg	314.0	Perchlorate	—	25.9	—	—	4	µg/L	—	—	GELC
MCO-6	27	01/21/05	WG	UF	CS	—	Inorg	314.0	Perchlorate	—	23.6	—	—	4	µg/L	—	—	GELC
MCO-6	27	01/21/05	WG	UF	CS	—	Inorg	6850	Perchlorate	—	21.5	—	—	1.25	µg/L	—	—	GELC

Table D-1 (continued)

Location	Depth (ft)	Date	Fid Matrix	Fid Prep	Lab Sample Type	Fid QC	Suite	Method	Analyte	Symbol	Result	1-sigma TPU	MDA	MDL	Units	Lab Qual	Indep Qual	Lab
MCO-6	27	10/28/04	WG	UF	CS	—	Inorg	314.0	Perchlorate	—	28.6	—	—	4	µg/L	—	—	GELC
MCO-6	27	10/28/04	WG	UF	CS	—	Inorg	6850	Perchlorate	—	31.1	—	—	2.5	µg/L	—	—	GELC
MCO-6	27	09/03/04	WG	UF	CS	—	Inorg	314.0	Perchlorate	—	48.6	—	—	4	µg/L	—	—	GELC
MCO-6	27	09/03/04	WG	UF	CS	—	Inorg	6850	Perchlorate	—	44.6	—	—	5	µg/L	—	—	GELC
MCO-6	27	05/04/04	WG	UF	CS	—	Inorg	314.0	Perchlorate	—	13.6	—	—	4	µg/L	—	—	GELC
MCO-6	27	05/04/04	WG	UF	CS	—	Inorg	6850	Perchlorate	—	14.2	—	—	—	µg/L	—	—	GELC
MCO-6	27	07/06/06	WG	F	CS	—	Inorg	6010	Potassium	—	14.3	—	—	0.05	mg/L	—	—	GELC
MCO-6	27	09/14/05	WG	F	CS	—	Inorg	6010	Potassium	—	13.4	—	—	0.05	mg/L	—	—	GELC
MCO-6	27	04/27/05	WG	F	CS	FD	Inorg	6010	Potassium	—	15.3	—	—	0.05	mg/L	—	—	GELC
MCO-6	27	04/27/05	WG	F	CS	—	Inorg	6010	Potassium	—	15.6	—	—	0.05	mg/L	—	—	GELC
MCO-6	27	09/03/04	WG	F	CS	—	Inorg	6010	Potassium	—	16	—	—	0.0165	mg/L	—	—	GELC
MCO-6	27	07/06/06	WG	UF	CS	—	Inorg	6010	Potassium	—	14.5	—	—	0.05	mg/L	—	—	GELC
MCO-6	27	09/14/05	WG	UF	CS	—	Inorg	6010	Potassium	—	13.7	—	—	0.05	mg/L	—	—	GELC
MCO-6	27	04/27/05	WG	UF	CS	FD	Inorg	6010	Potassium	—	15.4	—	—	0.05	mg/L	—	—	GELC

Table D-1 (continued)

Location	Depth (ft)	Date	Fid Matrix	Fid Prep	Lab Sample Type	Fid QC	Suite	Method	Analyte	Symbol	Result	1-sigma TPU	MDA	MDL	Units	Lab Qual	Indep Qual	Lab
MCO-6	27	04/27/05	WG	UF	CS	—	Inorg	6010	Potassium	—	15.8	—	—	0.05	mg/L	—	—	GELC
MCO-6	27	09/03/04	WG	UF	CS	—	Inorg	6010	Potassium	—	16.7	—	—	0.0165	mg/L	—	—	GELC
MCO-6	27	07/06/06	WG	F	CS	—	Inorg	6010	Silicon Dioxide	—	38.4	—	—	0.032	mg/L	—	—	GELC
MCO-6	27	09/14/05	WG	F	CS	—	Inorg	6010	Silicon Dioxide	—	35.8	—	—	0.032	mg/L	—	—	GELC
MCO-6	27	04/27/05	WG	F	CS	FD	Inorg	6010	Silicon Dioxide	—	34.8	—	—	0.032	mg/L	—	—	GELC
MCO-6	27	04/27/05	WG	F	CS	—	Inorg	6010	Silicon Dioxide	—	35	—	—	0.032	mg/L	—	—	GELC
MCO-6	27	09/03/04	WG	F	CS	—	Inorg	6010	Silicon Dioxide	—	35.5	—	—	0.0212	mg/L	—	—	GELC
MCO-6	27	07/06/06	WG	UF	CS	—	Inorg	6010	Silicon Dioxide	—	39.4	—	—	0.032	mg/L	—	—	GELC
MCO-6	27	09/14/05	WG	UF	CS	—	Inorg	6010	Silicon Dioxide	—	36.4	—	—	0.032	mg/L	—	—	GELC
MCO-6	27	04/27/05	WG	UF	CS	FD	Inorg	6010	Silicon Dioxide	—	35.2	—	—	0.032	mg/L	—	—	GELC
MCO-6	27	04/27/05	WG	UF	CS	—	Inorg	6010	Silicon Dioxide	—	36	—	—	0.032	mg/L	—	—	GELC
MCO-6	27	09/03/04	WG	UF	CS	—	Inorg	6010	Silicon Dioxide	—	36.6	—	—	0.0212	mg/L	—	—	GELC
MCO-6	27	07/06/06	WG	F	CS	—	Inorg	6010	Sodium	—	62.9	—	—	0.045	mg/L	—	—	GELC
MCO-6	27	09/14/05	WG	F	CS	—	Inorg	6010	Sodium	—	68.2	—	—	0.045	mg/L	—	—	GELC

Table D-1 (continued)

Location	Depth (ft)	Date	Fid Matrix	Fid Prep	Lab Sample Type	Fid QC	Suite	Method	Analyte	Symbol	Result	1-sigma TPU	MDA	MDL	Units	Lab Qual	Indep Qual	Lab
MCO-6	27	04/27/05	WG	F	CS	FD	Inorg	6010	Sodium	—	64.6	—	—	0.045	mg/L	—	—	GELC
MCO-6	27	04/27/05	WG	F	CS	—	Inorg	6010	Sodium	—	65	—	—	0.045	mg/L	—	—	GELC
MCO-6	27	09/03/04	WG	F	CS	—	Inorg	6010	Sodium	—	71.3	—	—	0.0144	mg/L	—	—	GELC
MCO-6	27	07/06/06	WG	UF	CS	—	Inorg	6010	Sodium	—	64	—	—	0.045	mg/L	—	—	GELC
MCO-6	27	09/14/05	WG	UF	CS	—	Inorg	6010	Sodium	—	68.8	—	—	0.045	mg/L	—	—	GELC
MCO-6	27	04/27/05	WG	UF	CS	FD	Inorg	6010	Sodium	—	65.4	—	—	0.045	mg/L	—	—	GELC
MCO-6	27	04/27/05	WG	UF	CS	—	Inorg	6010	Sodium	—	66.8	—	—	0.045	mg/L	—	—	GELC
MCO-6	27	09/03/04	WG	UF	CS	—	Inorg	6010	Sodium	—	75	—	—	0.0144	mg/L	—	—	GELC
MCO-6	27	07/06/06	WG	F	CS	—	Inorg	120.1	Specific Conductance	—	475	—	—	1	uS/cm	—	—	GELC
MCO-6	27	09/14/05	WG	F	CS	—	Inorg	120.1	Specific Conductance	—	447	—	—	1	uS/cm	—	—	GELC
MCO-6	27	04/27/05	WG	F	CS	FD	Inorg	9050	Specific Conductance	—	475	—	—	1	uS/cm	—	—	GELC
MCO-6	27	04/27/05	WG	F	CS	—	Inorg	9050	Specific Conductance	—	460	—	—	1	uS/cm	—	—	GELC
MCO-6	27	09/03/04	WG	F	CS	—	Inorg	9050	Specific Conductance	—	520	—	—	1	uS/cm	—	—	GELC
MCO-6	27	07/06/06	WG	UF	CS	—	Inorg	120.1	Specific Conductance	—	475	—	—	1	uS/cm	—	—	GELC

Table D-1 (continued)

Location	Depth (ft)	Date	Fid Matrix	Fid Prep	Lab Sample Type	Fid QC	Suite	Method	Analyte	Symbol	Result	1-sigma TPU	MDA	MDL	Units	Lab Qual	Indep Qual	Lab
MCO-6	27	09/14/05	WG	UF	CS	—	Inorg	120.1	Specific Conductance	—	536	—	—	1	uS/cm	—	—	GELC
MCO-6	27	07/06/06	WG	F	CS	—	Inorg	300	Sulfate	—	16.2	—	—	0.1	mg/L	—	—	GELC
MCO-6	27	09/14/05	WG	F	CS	—	Inorg	300	Sulfate	—	18.5	—	—	0.057	mg/L	—	—	GELC
MCO-6	27	04/27/05	WG	F	CS	FD	Inorg	300	Sulfate	—	19.7	—	—	0.057	mg/L	—	—	GELC
MCO-6	27	04/27/05	WG	F	CS	—	Inorg	300	Sulfate	—	19.8	—	—	0.057	mg/L	—	—	GELC
MCO-6	27	09/03/04	WG	F	CS	—	Inorg	300	Sulfate	—	36.9	—	—	0.193	mg/L	—	—	GELC
MCO-6	27	07/06/06	WG	UF	CS	—	Inorg	300	Sulfate	—	16.3	—	—	0.1	mg/L	—	—	GELC
MCO-6	27	09/14/05	WG	UF	CS	—	Inorg	300	Sulfate	—	18.6	—	—	0.057	mg/L	—	—	GELC
MCO-6	27	04/27/05	WG	UF	CS	FD	Inorg	300	Sulfate	—	19.8	—	—	0.057	mg/L	—	—	GELC
MCO-6	27	04/27/05	WG	UF	CS	—	Inorg	300	Sulfate	—	19.8	—	—	0.057	mg/L	—	—	GELC
MCO-6	27	07/06/06	WG	UF	CS	—	Inorg	160.2	Suspended Sediment Concentration	—	3	—	—	2.85	mg/L	J	—	GELC
MCO-6	27	09/14/05	WG	UF	CS	—	Inorg	160.2	Suspended Sediment Concentration	<	0.633	—	—	0.633	mg/L	U	—	GELC
MCO-6	27	04/27/05	WG	UF	CS	FD	Inorg	160.2	Suspended Sediment Concentration	<	2.28	—	—	2.28	mg/L	U	—	GELC

Table D-1 (continued)

Location	Depth (ft)	Date	Fid Matrix	Fid Prep	Lab Sample Type	Fid QC	Suite	Method	Analyte	Symbol	Result	1-sigma TPU	MDA	MDL	Units	Lab Qual	Indep Qual	Lab
MCO-6	27	04/27/05	WG	UF	CS	—	Inorg	160.2	Suspended Sediment Concentration	<	2.85	—	—	2.85	mg/L	U	—	GELC
MCO-6	27	04/27/05	WG	UF	RE	—	Inorg	160.2	Suspended Sediment Concentration	<	2.85	—	—	2.85	mg/L	U	—	GELC
MCO-6	27	07/06/06	WG	F	CS	—	Inorg	160.1	Total Dissolved Solids	—	311	—	—	2.38	mg/L	—	—	GELC
MCO-6	27	05/12/06	WG	F	CS	—	Inorg	160.1	Total Dissolved Solids	—	309	—	—	2.38	mg/L	—	—	GELC
MCO-6	27	02/08/06	WG	F	CS	—	Inorg	160.1	Total Dissolved Solids	—	298	—	—	2.38	mg/L	—	—	GELC
MCO-6	27	10/04/05	WG	F	CS	—	Inorg	160.1	Total Dissolved Solids	—	316	—	—	2.38	mg/L	—	—	GELC
MCO-6	27	07/06/06	WG	UF	CS	—	Inorg	160.1	Total Dissolved Solids	—	315	—	—	2.38	mg/L	—	—	GELC
MCO-6	27	09/14/05	WG	UF	CS	—	Inorg	160.1	Total Dissolved Solids	—	304	—	—	2.38	mg/L	—	—	GELC
MCO-6	27	04/27/05	WG	UF	CS	FD	Inorg	160.1	Total Dissolved Solids	—	305	—	—	2.38	mg/L	—	—	GELC
MCO-6	27	04/27/05	WG	UF	CS	—	Inorg	160.1	Total Dissolved Solids	—	299	—	—	2.38	mg/L	—	—	GELC
MCO-6	27	04/08/02	WG	UF	CS	—	Inorg	160.1	Total Dissolved Solids	—	346	—	—	5.09	mg/L	—	—	GELC
MCO-6	27	04/08/02	WG	UF	DUP	—	Inorg	160.1	Total Dissolved Solids	—	351	—	—	5.09	mg/L	—	—	GELC
MCO-6	27	07/06/06	WG	UF	CS	—	Inorg	9060	Total Organic Carbon	—	4.26	—	—	0.33	mg/L	—	—	GELC

Table D-1 (continued)

Location	Depth (ft)	Date	Fid Matrix	Fid Prep	Lab Sample Type	Fid QC	Suite	Method	Analyte	Symbol	Result	1-sigma TPU	MDA	MDL	Units	Lab Qual	Indep Qual	Lab
MCO-6	27	09/14/05	WG	UF	CS	—	Inorg	9060	Total Organic Carbon	—	4.77	—	—	0.074	mg/L	—	—	GELC
MCO-6	27	04/27/05	WG	UF	CS	FD	Inorg	9060	Total Organic Carbon	—	4.22	—	—	0.074	mg/L	—	—	GELC
MCO-6	27	04/27/05	WG	UF	CS	—	Inorg	9060	Total Organic Carbon	—	4.15	—	—	0.074	mg/L	—	—	GELC
MCO-6	27	07/06/06	WG	F	CS	—	Inorg	365.4	Total Phosphate as Phosphorus	—	0.134	—	—	0.01	mg/L	—	—	GELC
MCO-6	27	09/14/05	WG	F	CS	—	Inorg	365.4	Total Phosphate as Phosphorus	—	0.151	—	—	0.01	mg/L	—	—	GELC
MCO-6	27	04/27/05	WG	F	CS	FD	Inorg	365.4	Total Phosphate as Phosphorus	—	0.145	—	—	0.01	mg/L	—	J	GELC
MCO-6	27	04/27/05	WG	F	CS	—	Inorg	365.4	Total Phosphate as Phosphorus	—	0.131	—	—	0.01	mg/L	—	J	GELC
MCO-6	27	07/06/06	WG	UF	CS	—	Inorg	365.4	Total Phosphate as Phosphorus	—	0.084	—	—	0.01	mg/L	—	—	GELC
MCO-6	27	07/06/06	WG	UF	CS	—	Inorg	160.2	Total Suspended Solids	—	9.13	—	—	0.713	mg/L	—	—	GELC
MCO-6	27	09/03/04	WG	UF	CS	—	Inorg	160.2	Total Suspended Solids	—	1.67	—	—	1.27	mg/L	J	—	GELC
MCO-6	27	07/01/03	WG	UF	CS	—	Inorg	160.2	Total Suspended Solids	—	1	—	—	0.764	mg/L	J	—	GELC
MCO-6	27	05/29/02	WG	UF	CS	—	Inorg	160.2	Total Suspended Solids	<	0.694	—	—	0.694	mg/L	U	—	GELC
MCO-6	27	07/06/06	WG	F	CS	—	Inorg	150.1	pH	—	7.31	—	—	0.01	SU	H	J	GELC
MCO-6	27	09/14/05	WG	F	CS	—	Inorg	150.1	pH	—	6.58	—	—	0.01	SU	H	J	GELC

Table D-1 (continued)

Location	Depth (ft)	Date	Fid Matrix	Fid Prep	Lab Sample Type	Fid QC	Suite	Method	Analyte	Symbol	Result	1-sigma TPU	MDA	MDL	Units	Lab Qual	Indep Qual	Lab
MCO-6	27	04/27/05	WG	F	CS	FD	Inorg	150.1	pH	—	7.19	—	—	—	SU	H	J	GELC
MCO-6	27	04/27/05	WG	F	CS	—	Inorg	150.1	pH	—	7.16	—	—	—	SU	H	J	GELC
MCO-6	27	09/03/04	WG	F	CS	—	Inorg	150.1	pH	—	7.3	—	—	—	SU	H	J	GELC
MCO-6	27	07/06/06	WG	UF	CS	—	Inorg	150.1	pH	—	7.58	—	—	0.01	SU	H	J	GELC
MCO-6	27	09/14/05	WG	UF	CS	—	Inorg	150.1	pH	—	7.12	—	—	0.01	SU	H	J	GELC
MCO-6	27	07/06/06	WG	F	CS	—	Met	6010	Barium	—	93	—	—	1	µg/L	—	—	GELC
MCO-6	27	09/14/05	WG	F	CS	—	Met	6010	Barium	—	88.4	—	—	1	µg/L	—	—	GELC
MCO-6	27	04/27/05	WG	F	CS	FD	Met	6010	Barium	—	82.4	—	—	1	µg/L	—	—	GELC
MCO-6	27	04/27/05	WG	F	CS	—	Met	6010	Barium	—	83.4	—	—	1	µg/L	—	—	GELC
MCO-6	27	09/03/04	WG	F	CS	—	Met	6010	Barium	—	106	—	—	0.222	µg/L	—	—	GELC
MCO-6	27	07/06/06	WG	UF	CS	—	Met	6010	Barium	—	95.6	—	—	1	µg/L	—	—	GELC
MCO-6	27	09/14/05	WG	UF	CS	—	Met	6010	Barium	—	90.3	—	—	1	µg/L	—	—	GELC
MCO-6	27	04/27/05	WG	UF	CS	FD	Met	6010	Barium	—	83.1	—	—	1	µg/L	—	—	GELC
MCO-6	27	04/27/05	WG	UF	CS	—	Met	6010	Barium	—	85	—	—	1	µg/L	—	—	GELC

Table D-1 (continued)

Location	Depth (ft)	Date	Fid Matrix	Fid Prep	Lab Sample Type	Fid QC	Suite	Method	Analyte	Symbol	Result	1-sigma TPU	MDA	MDL	Units	Lab Qual	Indep Qual	Lab
MCO-6	27	09/03/04	WG	UF	CS	—	Met	6010	Barium	—	109	—	—	0.222	µg/L	—	—	GELC
MCO-6	27	07/06/06	WG	F	CS	—	Met	6010	Boron	—	71.6	—	—	10	µg/L	—	—	GELC
MCO-6	27	09/14/05	WG	F	CS	—	Met	6010	Boron	—	54.1	—	—	10	µg/L	—	—	GELC
MCO-6	27	04/27/05	WG	F	CS	FD	Met	6010	Boron	—	73.5	—	—	10	µg/L	—	—	GELC
MCO-6	27	04/27/05	WG	F	CS	—	Met	6010	Boron	—	76.2	—	—	10	µg/L	—	—	GELC
MCO-6	27	09/03/04	WG	F	CS	—	Met	6010	Boron	—	78	—	—	4.88	µg/L	—	—	GELC
MCO-6	27	07/06/06	WG	UF	CS	—	Met	6010	Boron	—	75.3	—	—	10	µg/L	—	—	GELC
MCO-6	27	09/14/05	WG	UF	CS	—	Met	6010	Boron	—	53.5	—	—	10	µg/L	—	—	GELC
MCO-6	27	04/27/05	WG	UF	CS	FD	Met	6010	Boron	—	77.8	—	—	10	µg/L	—	—	GELC
MCO-6	27	04/27/05	WG	UF	CS	—	Met	6010	Boron	—	74.3	—	—	10	µg/L	—	—	GELC
MCO-6	27	09/03/04	WG	UF	CS	—	Met	6010	Boron	—	75	—	—	4.88	µg/L	—	—	GELC
MCO-6	27	07/06/06	WG	F	CS	—	Met	6020	Chromium	—	2.9	—	—	1	µg/L	J	—	GELC
MCO-6	27	09/14/05	WG	F	CS	—	Met	6010	Chromium	—	1	—	—	1	µg/L	J	—	GELC
MCO-6	27	04/27/05	WG	F	CS	FD	Met	6010	Chromium	<	1	—	—	1	µg/L	U	—	GELC

Table D-1 (continued)

Location	Depth (ft)	Date	Fid Matrix	Fid Prep	Lab Sample Type	Fid QC	Suite	Method	Analyte	Symbol	Result	1-sigma TPU	MDA	MDL	Units	Lab Qual	Indep Qual	Lab
MCO-6	27	04/27/05	WG	F	CS	—	Met	6010	Chromium	<	1	—	—	1	µg/L	U	—	GELC
MCO-6	27	09/03/04	WG	F	CS	—	Met	6010	Chromium	<	1.1	—	—	0.503	µg/L	J	U	GELC
MCO-6	27	07/06/06	WG	UF	CS	—	Met	6020	Chromium	—	3.2	—	—	1	µg/L	—	—	GELC
MCO-6	27	09/14/05	WG	UF	CS	—	Met	6010	Chromium	—	1.4	—	—	1	µg/L	J	—	GELC
MCO-6	27	04/27/05	WG	UF	CS	FD	Met	6010	Chromium	>	1	—	—	1	µg/L	U	—	GELC
MCO-6	27	04/27/05	WG	UF	CS	—	Met	6010	Chromium	<	1	—	—	1	µg/L	U	—	GELC
MCO-6	27	09/03/04	WG	UF	CS	—	Met	6010	Chromium	>	2.6	—	—	0.503	µg/L	J	U	GELC
MCO-6	27	07/06/06	WG	F	CS	—	Met	6010	Iron	<	53.5	—	—	18	µg/L	J	U	GELC
MCO-6	27	09/14/05	WG	F	CS	—	Met	6010	Iron	<	18	—	—	18	µg/L	U	—	GELC
MCO-6	27	04/27/05	WG	F	CS	FD	Met	6010	Iron	—	51.6	—	—	18	µg/L	J	—	GELC
MCO-6	27	04/27/05	WG	F	CS	—	Met	6010	Iron	—	32.8	—	—	18	µg/L	J	—	GELC
MCO-6	27	09/03/04	WG	F	CS	—	Met	6010	Iron	<	12.6	—	—	12.6	µg/L	U	—	GELC
MCO-6	27	07/06/06	WG	UF	CS	—	Met	6010	Iron	—	149	—	—	18	µg/L	—	—	GELC
MCO-6	27	09/14/05	WG	UF	CS	—	Met	6010	Iron	>	34	—	—	18	µg/L	J	U	GELC

Table D-1 (continued)

Location	Depth (ft)	Date	Fid Matrix	Fid Prep	Lab Sample Type	Fid QC	Suite	Method	Analyte	Symbol	Result	1-sigma TPU	MDA	MDL	Units	Lab Qual	Indep Qual	Lab
MCO-6	27	04/27/05	WG	UF	CS	FD	Met	6010	Iron	—	37.9	—	—	18	µg/L	J	—	GELC
MCO-6	27	04/27/05	WG	UF	CS	—	Met	6010	Iron	—	38.7	—	—	18	µg/L	J	—	GELC
MCO-6	27	09/03/04	WG	UF	CS	—	Met	6010	Iron	—	24.3	—	—	12.6	µg/L	J	—	GELC
MCO-6	27	07/06/06	WG	F	CS	—	Met	6010	Manganese	<	2	—	—	2	µg/L	U	—	GELC
MCO-6	27	09/14/05	WG	F	CS	—	Met	6010	Manganese	<	2	—	—	2	µg/L	U	—	GELC
MCO-6	27	04/27/05	WG	F	CS	FD	Met	6020	Manganese	<	1	—	—	1	µg/L	U	—	GELC
MCO-6	27	04/27/05	WG	F	CS	—	Met	6020	Manganese	<	1	—	—	1	µg/L	U	—	GELC
MCO-6	27	09/03/04	WG	F	CS	—	Met	6010	Manganese	—	7.3	—	—	0.296	µg/L	J	—	GELC
MCO-6	27	07/06/06	WG	UF	CS	—	Met	6010	Manganese	—	4.4	—	—	2	µg/L	J	—	GELC
MCO-6	27	09/14/05	WG	UF	CS	—	Met	6010	Manganese	<	2	—	—	2	µg/L	U	—	GELC
MCO-6	27	04/27/05	WG	UF	CS	FD	Met	6020	Manganese	<	1	—	—	1	µg/L	U	—	GELC
MCO-6	27	04/27/05	WG	UF	CS	—	Met	6020	Manganese	<	1	—	—	1	µg/L	U	—	GELC
MCO-6	27	09/03/04	WG	UF	CS	—	Met	6010	Manganese	<	1.4	—	—	0.296	µg/L	J	U	GELC
MCO-6	27	07/06/06	WG	F	CS	—	Met	6010	Molybdenum	—	56.9	—	—	2	µg/L	—	—	GELC

Table D-1 (continued)

Location	Depth (ft)	Date	Fid Matrix	Fid Prep	Lab Sample Type	Fid QC	Suite	Method	Analyte	Symbol	Result	1-sigma TPU	MDA	MDL	Units	Lab Qual	Indep Qual	Lab
MCO-6	27	09/14/05	WG	F	CS	—	Met	6010	Molybdenum	—	64.6	—	—	2	µg/L	—	—	GELC
MCO-6	27	04/27/05	WG	F	CS	FD	Met	6020	Molybdenum	—	79.8	—	—	0.1	µg/L	—	—	GELC
MCO-6	27	04/27/05	WG	F	CS	—	Met	6020	Molybdenum	—	80.8	—	—	0.1	µg/L	—	—	GELC
MCO-6	27	09/03/04	WG	F	CS	—	Met	6010	Molybdenum	—	72.6	—	—	1.43	µg/L	E	J	GELC
MCO-6	27	07/06/06	WG	UF	CS	—	Met	6010	Molybdenum	—	57.6	—	—	2	µg/L	—	—	GELC
MCO-6	27	09/14/05	WG	UF	CS	—	Met	6010	Molybdenum	—	65.6	—	—	2	µg/L	—	—	GELC
MCO-6	27	04/27/05	WG	UF	CS	FD	Met	6020	Molybdenum	—	82.1	—	—	0.1	µg/L	—	—	GELC
MCO-6	27	04/27/05	WG	UF	CS	—	Met	6020	Molybdenum	—	81	—	—	0.1	µg/L	—	—	GELC
MCO-6	27	09/03/04	WG	UF	CS	—	Met	6010	Molybdenum	—	74.4	—	—	1.43	µg/L	E	—	GELC
MCO-6	27	07/06/06	WG	F	CS	—	Met	6020	Nickel	—	3.9	—	—	0.5	µg/L	—	—	GELC
MCO-6	27	09/14/05	WG	F	CS	—	Met	6020	Nickel	—	2.5	—	—	0.5	µg/L	—	—	GELC
MCO-6	27	04/27/05	WG	F	CS	FD	Met	6010	Nickel	<	1	—	—	1	µg/L	U	UJ	GELC
MCO-6	27	04/27/05	WG	F	CS	—	Met	6010	Nickel	—	2.5	—	—	1	µg/L	J	JN-	GELC
MCO-6	27	09/03/04	WG	F	CS	—	Met	6010	Nickel	>	4	—	—	0.69	µg/L	J	U	GELC

Table D-1 (continued)

Location	Depth (ft)	Date	Fid Matrix	Fid Prep	Lab Sample Type	Fid QC	Suite	Method	Analyte	Symbol	Result	1-sigma TPU	MDA	MDL	Units	Lab Qual	Indep Qual	Lab
MCO-6	27	07/06/06	WG	UF	CS	—	Met	6020	Nickel	—	4.1	—	—	0.5	µg/L	—	—	GELC
MCO-6	27	09/14/05	WG	UF	CS	—	Met	6020	Nickel	—	2.3	—	—	0.5	µg/L	—	—	GELC
MCO-6	27	04/27/05	WG	UF	CS	FD	Met	6010	Nickel	—	2	—	—	1	µg/L	J	JN-	GELC
MCO-6	27	04/27/05	WG	UF	CS	—	Met	6010	Nickel	—	3.1	—	—	1	µg/L	J	JN-	GELC
MCO-6	27	09/03/04	WG	UF	CS	—	Met	6010	Nickel	<	5.1	—	—	0.69	µg/L	—	U	GELC
MCO-6	27	07/06/06	WG	F	CS	—	Met	6010	Strontium	—	136	—	—	1	µg/L	—	—	GELC
MCO-6	27	09/14/05	WG	F	CS	—	Met	6010	Strontium	—	133	—	—	1	µg/L	—	—	GELC
MCO-6	27	04/27/05	WG	F	CS	FD	Met	6010	Strontium	—	121	—	—	1	µg/L	—	—	GELC
MCO-6	27	04/27/05	WG	F	CS	—	Met	6010	Strontium	—	122	—	—	1	µg/L	—	—	GELC
MCO-6	27	09/03/04	WG	F	CS	—	Met	6010	Strontium	—	167	—	—	0.178	µg/L	—	—	GELC
MCO-6	27	07/06/06	WG	UF	CS	—	Met	6010	Strontium	—	137	—	—	1	µg/L	—	—	GELC
MCO-6	27	09/14/05	WG	UF	CS	—	Met	6010	Strontium	—	135	—	—	1	µg/L	—	—	GELC
MCO-6	27	04/27/05	WG	UF	CS	FD	Met	6010	Strontium	—	122	—	—	1	µg/L	—	—	GELC
MCO-6	27	04/27/05	WG	UF	CS	—	Met	6010	Strontium	—	125	—	—	1	µg/L	—	—	GELC

Table D-1 (continued)

Location	Depth (ft)	Date	Fid Matrix	Fid Prep	Lab Sample Type	Fid QC	Suite	Method	Analyte	Symbol	Result	1-sigma TPU	MDA	MDL	Units	Lab Qual	Indep Qual	Lab
MCO-6	27	09/03/04	WG	UF	CS	—	Met	6010	Strontium	—	170	—	—	0.178	µg/L	—	—	GELC
MCO-6	27	07/06/06	WG	F	CS	—	Met	6020	Uranium	—	1.8	—	—	0.05	µg/L	—	—	GELC
MCO-6	27	09/14/05	WG	F	CS	—	Met	6020	Uranium	—	1.1	—	—	0.05	µg/L	—	—	GELC
MCO-6	27	09/03/04	WG	F	CS	—	Met	6020	Uranium	—	1.6	—	—	0.02	µg/L	—	—	GELC
MCO-6	27	07/06/06	WG	UF	CS	—	Met	6020	Uranium	—	1.7	—	—	0.05	µg/L	—	—	GELC
MCO-6	27	09/14/05	WG	UF	CS	—	Met	6020	Uranium	—	1.1	—	—	0.05	µg/L	—	—	GELC
MCO-6	27	09/03/04	WG	UF	CS	—	Met	6020	Uranium	—	1.6	—	—	0.02	µg/L	—	—	GELC
MCO-6	27	05/29/02	WG	UF	CS	—	Met	6020	Uranium	—	1.7	—	—	0.02	µg/L	—	J	GELC
MCO-6	27	05/29/02	WG	UF	DUP	SS	Met	6020	Uranium	—	0.086	—	—	0.02	µg/L	B	—	GELC
MCO-6	27	07/06/06	WG	F	CS	—	Met	6010	Zinc	—	4.2	—	—	2	µg/L	J	—	GELC
MCO-6	27	09/14/05	WG	F	CS	—	Met	6010	Zinc	—	3.5	—	—	2	µg/L	J	—	GELC
MCO-6	27	04/27/05	WG	F	CS	FD	Met	6010	Zinc	<	2	—	—	2	µg/L	U	—	GELC
MCO-6	27	04/27/05	WG	F	CS	—	Met	6010	Zinc	<	2	—	—	2	µg/L	U	—	GELC
MCO-6	27	09/03/04	WG	F	CS	—	Met	6010	Zinc	>	2.8	—	—	0.883	µg/L	J	U	GELC

Table D-1 (continued)

Location	Depth (ft)	Date	Fid Matrix	Fid Prep	Lab Sample Type	Fid QC	Suite	Method	Analyte	Symbol	Result	1-sigma TPU	MDA	MDL	Units	Lab Qual	Indep Qual	Lab
MCO-6	27	07/06/06	WG	UF	CS	—	Met	6010	Zinc	—	5.9	—	—	2	µg/L	J	—	GELC
MCO-6	27	09/14/05	WG	UF	CS	—	Met	6010	Zinc	—	3.9	—	—	2	µg/L	J	—	GELC
MCO-6	27	04/27/05	WG	UF	CS	FD	Met	6010	Zinc	<	2	—	—	2	µg/L	U	—	GELC
MCO-6	27	04/27/05	WG	UF	CS	—	Met	6010	Zinc	<	2	—	—	2	µg/L	U	—	GELC
MCO-6	27	09/03/04	WG	UF	CS	—	Met	6010	Zinc	<	4	—	—	0.883	µg/L	J	U	GELC
MCO-6	27	07/06/06	WG	F	CS	—	Rad	H300	Americium-241	—	0.136	0.0213	0.0225	—	pCi/L	—	—	GELC
MCO-6	27	09/14/05	WG	F	CS	—	Rad	H300	Americium-241	—	0.0852	0.0148	0.0309	—	pCi/L	—	J	GELC
MCO-6	27	04/27/05	WG	F	CS	FD	Rad	H300	Americium-241	—	0.0768	0.0146	0.034	—	pCi/L	—	J	GELC
MCO-6	27	04/27/05	WG	F	CS	—	Rad	H300	Americium-241	—	0.0579	0.0125	0.033	—	pCi/L	—	J	GELC
MCO-6	27	07/06/06	WG	UF	CS	—	Rad	H300	Americium-241	—	0.152	0.0199	0.0222	—	pCi/L	—	—	GELC
MCO-6	27	09/14/05	WG	UF	CS	—	Rad	H300	Americium-241	—	0.0613	0.0125	0.0307	—	pCi/L	—	J	GELC
MCO-6	27	04/27/05	WG	UF	CS	FD	Rad	H300	Americium-241	—	0.0836	0.0155	0.034	—	pCi/L	—	J	GELC
MCO-6	27	04/27/05	WG	UF	CS	—	Rad	H300	Americium-241	—	0.0777	0.0151	0.034	—	pCi/L	—	J	GELC
MCO-6	27	09/03/04	WG	UF	CS	—	Rad	AS	Americium-241	—	0.159	0.0245	0.046	—	pCi/L	—	J	GELC

Table D-1 (continued)

Location	Depth (ft)	Date	Fid Matrix	Fid Prep	Lab Sample Type	Fid QC	Suite	Method	Analyte	Symbol	Result	1-sigma TPU	MDA	MDL	Units	Lab Qual	Indep Qual	Lab
MCO-6	27	07/06/06	WG	F	CS	—	Rad	901.1	Cesium-137	—	-0.479	1.21	3.78	—	pCi/L	U	U	GELC
MCO-6	27	09/14/05	WG	F	CS	—	Rad	901.1	Cesium-137	—	-1.99	1.18	3.75	—	pCi/L	U	U	GELC
MCO-6	27	04/27/05	WG	F	CS	FD	Rad	901.1	Cesium-137	—	2.08	1.41	3.26	—	pCi/L	U	U	GELC
MCO-6	27	04/27/05	WG	F	CS	—	Rad	901.1	Cesium-137	—	0.319	1.23	4.54	—	pCi/L	U	U	GELC
MCO-6	27	07/06/06	WG	UF	CS	—	Rad	901.1	Cesium-137	—	1.08	1.2	4.48	—	pCi/L	U	U	GELC
MCO-6	27	09/14/05	WG	UF	CS	—	Rad	901.1	Cesium-137	—	-1.29	1.07	3.72	—	pCi/L	U	U	GELC
MCO-6	27	04/27/05	WG	UF	CS	FD	Rad	901.1	Cesium-137	—	-1.02	0.947	3.27	—	pCi/L	U	U	GELC
MCO-6	27	04/27/05	WG	UF	CS	—	Rad	901.1	Cesium-137	—	1.41	0.679	2.53	—	pCi/L	U	U	GELC
MCO-6	27	09/03/04	WG	UF	CS	—	Rad	901.1	Cesium-137	—	-1.66	1.06	3.44	—	pCi/L	U	U	GELC
MCO-6	27	07/06/06	WG	F	CS	—	Rad	901.1	Cobalt-60	—	-0.673	1.31	4.07	—	pCi/L	U	U	GELC
MCO-6	27	09/14/05	WG	F	CS	—	Rad	901.1	Cobalt-60	—	0.395	1.25	4.66	—	pCi/L	U	U	GELC
MCO-6	27	04/27/05	WG	F	CS	FD	Rad	901.1	Cobalt-60	—	0.582	1.52	3.77	—	pCi/L	U	U	GELC
MCO-6	27	04/27/05	WG	F	CS	—	Rad	901.1	Cobalt-60	—	-0.61	1.43	4.55	—	pCi/L	U	U	GELC
MCO-6	27	07/06/06	WG	UF	CS	—	Rad	901.1	Cobalt-60	—	-0.954	1.37	4.75	—	pCi/L	U	U	GELC

Table D-1 (continued)

Location	Depth (ft)	Date	Fid Matrix	Fid Prep	Lab Sample Type	Fid QC	Suite	Method	Analyte	Symbol	Result	1-sigma TPU	MDA	MDL	Units	Lab Qual	Indep Qual	Lab
MCO-6	27	09/14/05	WG	UF	CS	—	Rad	901.1	Cobalt-60	—	1.03	1.16	4.74	—	pCi/L	U	U	GELC
MCO-6	27	04/27/05	WG	UF	CS	FD	Rad	901.1	Cobalt-60	—	-0.14	0.909	3.4	—	pCi/L	U	U	GELC
MCO-6	27	04/27/05	WG	UF	CS	—	Rad	901.1	Cobalt-60	—	0.588	0.81	2.42	—	pCi/L	U	U	GELC
MCO-6	27	09/03/04	WG	UF	CS	—	Rad	901.1	Cobalt-60	—	-0.287	0.97	3.54	—	pCi/L	U	U	GELC
MCO-6	27	07/06/06	WG	F	CS	—	Rad	900	Gross alpha	—	0.987	0.381	1.17	—	pCi/L	U	U	GELC
MCO-6	27	09/14/05	WG	F	CS	—	Rad	900	Gross alpha	—	3.06	0.935	2.2	—	pCi/L	—	J	GELC
MCO-6	27	04/27/05	WG	F	CS	FD	Rad	900	Gross alpha	—	2.37	1.34	1.94	—	pCi/L	—	J	GELC
MCO-6	27	04/27/05	WG	F	CS	—	Rad	900	Gross alpha	—	1.42	0.915	2.21	—	pCi/L	U	U	GELC
MCO-6	27	07/06/06	WG	UF	CS	—	Rad	900	Gross alpha	—	-3.48	0.442	1.19	—	pCi/L	U	R	GELC
MCO-6	27	09/14/05	WG	UF	CS	—	Rad	900	Gross alpha	—	4.2	1.11	2.47	—	pCi/L	—	J	GELC
MCO-6	27	04/27/05	WG	UF	CS	FD	Rad	900	Gross alpha	—	3.91	0.908	2.65	—	pCi/L	—	J	GELC
MCO-6	27	04/27/05	WG	UF	CS	—	Rad	900	Gross alpha	—	3.18	0.734	1.84	—	pCi/L	—	J	GELC
MCO-6	27	09/03/04	WG	UF	CS	—	Rad	900	Gross alpha	—	4.84	0.876	2.51	—	pCi/L	—	J	GELC
MCO-6	27	07/06/06	WG	F	CS	—	Rad	900	Gross beta	—	97	4.82	6.61	—	pCi/L	—	—	GELC

Table D-1 (continued)

Location	Depth (ft)	Date	Fid Matrix	Fid Prep	Lab Sample Type	Fid QC	Suite	Method	Analyte	Symbol	Result	1-sigma TPU	MDA	MDL	Units	Lab Qual	Indep Qual	Lab
MCO-6	27	09/14/05	WG	F	CS	—	Rad	900	Gross beta	—	112	3.94	4.49	—	pCi/L	—	—	GELC
MCO-6	27	04/27/05	WG	F	CS	FD	Rad	900	Gross beta	—	88.8	1.59	1.15	—	pCi/L	—	—	GELC
MCO-6	27	04/27/05	WG	F	CS	—	Rad	900	Gross beta	—	88.8	1.53	1.34	—	pCi/L	—	—	GELC
MCO-6	27	07/06/06	WG	UF	CS	—	Rad	900	Gross beta	—	95.1	4.85	7.91	—	pCi/L	—	—	GELC
MCO-6	27	09/14/05	WG	UF	CS	—	Rad	900	Gross beta	—	111	3.15	2.74	—	pCi/L	—	—	GELC
MCO-6	27	04/27/05	WG	UF	CS	FD	Rad	900	Gross beta	—	99.7	7.49	2.31	—	pCi/L	—	—	GELC
MCO-6	27	04/27/05	WG	UF	CS	—	Rad	900	Gross beta	—	110	3.95	2.36	—	pCi/L	—	—	GELC
MCO-6	27	09/03/04	WG	UF	CS	—	Rad	900	Gross beta	—	132	2.47	2.16	—	pCi/L	—	J	GELC
MCO-6	27	07/06/06	WG	F	CS	—	Rad	901.1	Gross gamma	—	55.3	45.8	187	—	pCi/L	U	U	GELC
MCO-6	27	09/14/05	WG	F	CS	—	Rad	901.1	Gross gamma	—	90.8	94.6	387	—	pCi/L	U	U	GELC
MCO-6	27	04/27/05	WG	F	CS	FD	Rad	901.1	Gross gamma	—	59.1	138	220	—	pCi/L	U	U	GELC
MCO-6	27	04/27/05	WG	F	CS	—	Rad	901.1	Gross gamma	—	71.7	67.1	263	—	pCi/L	U	U	GELC
MCO-6	27	07/06/06	WG	UF	CS	—	Rad	901.1	Gross gamma	—	93.7	85.9	319	—	pCi/L	U	U	GELC
MCO-6	27	09/14/05	WG	UF	CS	—	Rad	901.1	Gross gamma	—	68.3	69.5	264	—	pCi/L	U	U	GELC

Table D-1 (continued)

Location	Depth (ft)	Date	Fid Matrix	Fid Prep	Lab Sample Type	Fid QC	Suite	Method	Analyte	Symbol	Result	1-sigma TPU	MDA	MDL	Units	Lab Qual	Indep Qual	Lab
MCO-6	27	04/27/05	WG	UF	CS	FD	Rad	901.1	Gross gamma	—	97.5	84.8	342	—	pCi/L	U	U	GELC
MCO-6	27	04/27/05	WG	UF	CS	—	Rad	901.1	Gross gamma	—	384	507	746	—	pCi/L	U	U	GELC
MCO-6	27	09/03/04	WG	UF	CS	—	Rad	901.1	Gross gamma	—	80	76.6	250	—	pCi/L	U	U	GELC
MCO-6	27	07/06/06	WG	F	CS	—	Rad	901.1	Neptunium-237	—	3.86	9.44	26.8	—	pCi/L	U	U	GELC
MCO-6	27	09/14/05	WG	F	CS	—	Rad	901.1	Neptunium-237	—	20	9.21	32	—	pCi/L	U	U	GELC
MCO-6	27	04/27/05	WG	F	CS	FD	Rad	901.1	Neptunium-237	—	-9.03	9.02	26	—	pCi/L	U	U	GELC
MCO-6	27	04/27/05	WG	F	CS	—	Rad	901.1	Neptunium-237	—	-7.63	5.32	17.1	—	pCi/L	U	U	GELC
MCO-6	27	07/06/06	WG	UF	CS	—	Rad	901.1	Neptunium-237	—	13.2	9.94	32.7	—	pCi/L	U	U	GELC
MCO-6	27	09/14/05	WG	UF	CS	—	Rad	901.1	Neptunium-237	—	15	6.57	15.9	—	pCi/L	U	U	GELC
MCO-6	27	04/27/05	WG	UF	CS	FD	Rad	901.1	Neptunium-237	—	3.96	8.67	28.6	—	pCi/L	U	U	GELC
MCO-6	27	04/27/05	WG	UF	CS	—	Rad	901.1	Neptunium-237	—	9.34	5.49	19.2	—	pCi/L	U	U	GELC
MCO-6	27	09/03/04	WG	UF	CS	—	Rad	901.1	Neptunium-237	—	-6.21	6.74	23.4	—	pCi/L	U	U	GELC
MCO-6	27	07/06/06	WG	F	CS	—	Rad	H300	Plutonium-238	—	0.0595	0.0163	0.022	—	pCi/L	—	J	GELC
MCO-6	27	09/14/05	WG	F	CS	—	Rad	H300	Plutonium-238	—	0.0212	0.0124	0.0401	—	pCi/L	U	U	GELC

Table D-1 (continued)

Location	Depth (ft)	Date	Fid Matrix	Fid Prep	Lab Sample Type	Fid QC	Suite	Method	Analyte	Symbol	Result	1-sigma TPU	MDA	MDL	Units	Lab Qual	Indep Qual	Lab
MCO-6	27	04/27/05	WG	F	CS	FD	Rad	H300	Plutonium-238	—	0.0156	0.00997	0.04	—	pCi/L	U	U	GELC
MCO-6	27	04/27/05	WG	F	CS	—	Rad	H300	Plutonium-238	—	0.0416	0.00967	0.045	—	pCi/L	U	U	GELC
MCO-6	27	07/06/06	WG	UF	CS	—	Rad	H300	Plutonium-238	—	0.0316	0.0098	0.019	—	pCi/L	—	J	GELC
MCO-6	27	09/14/05	WG	UF	CS	—	Rad	H300	Plutonium-238	—	0.00938	0.0124	0.0486	—	pCi/L	U	U	GELC
MCO-6	27	04/27/05	WG	UF	CS	FD	Rad	H300	Plutonium-238	—	0.0432	0.013	0.039	—	pCi/L	—	J	GELC
MCO-6	27	04/27/05	WG	UF	CS	—	Rad	H300	Plutonium-238	—	0.0384	0.0146	0.042	—	pCi/L	U	U	GELC
MCO-6	27	09/03/04	WG	UF	CS	—	Rad	AS	Plutonium-238	—	0.0101	0.0123	0.031	—	pCi/L	U	U	GELC
MCO-6	27	07/06/06	WG	F	CS	—	Rad	H300	Plutonium-239/240	—	0.0114	0.00826	0.0256	—	pCi/L	U	U	GELC
MCO-6	27	09/14/05	WG	F	CS	—	Rad	H300	Plutonium-239/240	—	-0.00772	0.0082	0.0339	—	pCi/L	U	U	GELC
MCO-6	27	04/27/05	WG	F	CS	FD	Rad	H300	Plutonium-239/240	—	0.0254	0.00855	0.034	—	pCi/L	U	U	GELC
MCO-6	27	04/27/05	WG	F	CS	—	Rad	H300	Plutonium-239/240	—	0.0131	0.00621	0.038	—	pCi/L	U	U	GELC
MCO-6	27	07/06/06	WG	UF	CS	—	Rad	H300	Plutonium-239/240	—	0.0079	0.0112	0.0221	—	pCi/L	U	U	GELC
MCO-6	27	09/14/05	WG	UF	CS	—	Rad	H300	Plutonium-239/240	—	0.0305	0.0113	0.0411	—	pCi/L	U	U	GELC
MCO-6	27	04/27/05	WG	UF	CS	FD	Rad	H300	Plutonium-239/240	—	0.0169	0.00731	0.033	—	pCi/L	U	U	GELC

Table D-1 (continued)

Location	Depth (ft)	Date	Fid Matrix	Fid Prep	Lab Sample Type	Fid QC	Suite	Method	Analyte	Symbol	Result	1-sigma TPU	MDA	MDL	Units	Lab Qual	Indep Qual	Lab
MCO-6	27	04/27/05	WG	UF	CS	—	Rad	H300	Plutonium-239/240	—	0.0384	0.0118	0.035	—	pCi/L	—	J	GELC
MCO-6	27	09/03/04	WG	UF	CS	—	Rad	AS	Plutonium-239/240	—	0.0162	0.00996	0.032	—	pCi/L	U	U	GELC
MCO-6	27	07/06/06	WG	F	CS	—	Rad	901.1	Potassium-40	—	3.16	16.5	50.2	—	pCi/L	U	U	GELC
MCO-6	27	09/14/05	WG	F	CS	—	Rad	901.1	Potassium-40	—	32.3	14.1	35.8	—	pCi/L	U	U	GELC
MCO-6	27	04/27/05	WG	F	CS	FD	Rad	901.1	Potassium-40	—	28.7	12.3	51.1	—	pCi/L	U	U	GELC
MCO-6	27	04/27/05	WG	F	CS	—	Rad	901.1	Potassium-40	—	22.1	15.5	56.7	—	pCi/L	U	U	GELC
MCO-6	27	07/06/06	WG	UF	CS	—	Rad	901.1	Potassium-40	—	-12.3	12.4	44	—	pCi/L	U	U	GELC
MCO-6	27	09/14/05	WG	UF	CS	—	Rad	901.1	Potassium-40	—	21.8	13.3	54.9	—	pCi/L	U	U	GELC
MCO-6	27	04/27/05	WG	UF	CS	FD	Rad	901.1	Potassium-40	—	48.2	11.7	51.3	—	pCi/L	U	U	GELC
MCO-6	27	04/27/05	WG	UF	CS	—	Rad	901.1	Potassium-40	—	19.6	8.55	32.9	—	pCi/L	U	U	GELC
MCO-6	27	09/03/04	WG	UF	CS	—	Rad	901.1	Potassium-40	—	23.2	14.6	51.7	—	pCi/L	U	U	GELC
MCO-6	27	07/06/06	WG	F	CS	—	Rad	901.1	Sodium-22	—	-0.378	1.26	3.99	—	pCi/L	U	U	GELC
MCO-6	27	09/14/05	WG	F	CS	—	Rad	901.1	Sodium-22	—	1.54	1.24	4.55	—	pCi/L	U	U	GELC
MCO-6	27	04/27/05	WG	F	CS	FD	Rad	901.1	Sodium-22	—	4.54	1.35	3.64	—	pCi/L	UUI	R	GELC

Table D-1 (continued)

Location	Depth (ft)	Date	Fid Matrix	Fid Prep	Lab Sample Type	Fid QC	Suite	Method	Analyte	Symbol	Result	1-sigma TPU	MDA	MDL	Units	Lab Qual	Indep Qual	Lab
MCO-6	27	04/27/05	WG	F	CS	—	Rad	901.1	Sodium-22	—	4.54	2.52	4.01	—	pCi/L	UI	R	GELC
MCO-6	27	07/06/06	WG	UF	CS	—	Rad	901.1	Sodium-22	—	4.58	1.52	4.49	—	pCi/L	UI	R	GELC
MCO-6	27	09/14/05	WG	UF	CS	—	Rad	901.1	Sodium-22	—	0.864	1.46	5.41	—	pCi/L	U	U	GELC
MCO-6	27	04/27/05	WG	UF	CS	FD	Rad	901.1	Sodium-22	—	6.48	1.3	3.76	—	pCi/L	UI	R	GELC
MCO-6	27	04/27/05	WG	UF	CS	—	Rad	901.1	Sodium-22	—	2.74	0.945	2.28	—	pCi/L	UI	R	GELC
MCO-6	27	09/03/04	WG	UF	CS	—	Rad	901.1	Sodium-22	—	3.05	1.52	4.22	—	pCi/L	U	U	GELC
MCO-6	27	07/06/06	WG	F	CS	—	Rad	905.0	Strontium-90	—	16.7	0.629	0.507	—	pCi/L	—	—	GELC
MCO-6	27	09/14/05	WG	F	CS	—	Rad	905.0	Strontium-90	—	26.2	0.5	0.227	—	pCi/L	—	—	GELC
MCO-6	27	04/27/05	WG	F	CS	FD	Rad	905.0	Strontium-90	—	43.1	0.799	0.309	—	pCi/L	—	—	GELC
MCO-6	27	04/27/05	WG	F	CS	—	Rad	905.0	Strontium-90	—	33.2	0.565	0.265	—	pCi/L	—	—	GELC
MCO-6	27	07/06/06	WG	UF	CS	—	Rad	905.0	Strontium-90	—	36.2	0.978	0.568	—	pCi/L	—	—	GELC
MCO-6	27	09/14/05	WG	UF	CS	—	Rad	905.0	Strontium-90	—	36.4	0.735	0.219	—	pCi/L	—	—	GELC
MCO-6	27	04/27/05	WG	UF	CS	FD	Rad	905.0	Strontium-90	—	32.7	0.583	0.262	—	pCi/L	—	—	GELC
MCO-6	27	04/27/05	WG	UF	CS	—	Rad	905.0	Strontium-90	—	39.1	0.734	0.301	—	pCi/L	—	—	GELC

Table D-1 (continued)

Location	Depth (ft)	Date	Fid Matrix	Fid Prep	Lab Sample Type	Fid QC	Suite	Method	Analyte	Symbol	Result	1-sigma TPU	MDA	MDL	Units	Lab Qual	Indep Qual	Lab
MCO-6	27	09/03/04	WG	UF	CS	—	Rad	GFPC	Strontium-90	—	46.2	5.92	0.28	—	pCi/L	—	—	GELC
MCO-6	27	07/06/06	WG	UF	CS	—	Rad	906.0	Tritium	—	719	77.1	228	—	pCi/L	—	—	GELC
MCO-6	27	09/14/05	WG	UF	CS	—	Rad	906.0	Tritium	—	1030	89	228	—	pCi/L	—	—	GELC
MCO-6	27	04/27/05	WG	UF	CS	FD	Rad	906.0	Tritium	—	2050	104	219	—	pCi/L	—	—	GELC
MCO-6	27	04/27/05	WG	UF	CS	FD	Rad	LLEE	Tritium	—	2126.53 8	70.246	0.2873 7	—	pCi/L	—	—	UMTL
MCO-6	27	04/27/05	WG	UF	CS	—	Rad	906.0	Tritium	—	1820	97.7	212	—	pCi/L	—	—	GELC
MCO-6	27	04/27/05	WG	UF	CS	—	Rad	LLEE	Tritium	—	2113.76 6	70.246	0.2873 7	—	pCi/L	—	—	UMTL
MCO-6	27	09/03/04	WG	UF	CS	—	Rad	906.0	Tritium	—	2910	97.8	151	—	pCi/L	—	—	GELC
MCO-6	27	07/06/06	WG	F	CS	—	Rad	H300	Uranium-234	—	1.5	0.168	0.242	—	pCi/L	—	—	GELC
MCO-6	27	09/14/05	WG	F	CS	—	Rad	H300	Uranium-234	—	0.908	0.0615	0.0805	—	pCi/L	—	—	GELC
MCO-6	27	04/27/05	WG	F	CS	FD	Rad	H300	Uranium-234	—	0.93	0.0656	0.073	—	pCi/L	—	—	GELC
MCO-6	27	04/27/05	WG	F	CS	—	Rad	H300	Uranium-234	—	0.837	0.0604	0.072	—	pCi/L	—	—	GELC
MCO-6	27	07/06/06	WG	UF	CS	—	Rad	H300	Uranium-234	—	1.43	0.131	0.145	—	pCi/L	—	—	GELC
MCO-6	27	09/14/05	WG	UF	CS	—	Rad	H300	Uranium-234	—	0.812	0.0609	0.0935	—	pCi/L	—	—	GELC

Table D-1 (continued)

Location	Depth (ft)	Date	Fid Matrix	Fid Prep	Lab Sample Type	Fid QC	Suite	Method	Analyte	Symbol	Result	1-sigma TPU	MDA	MDL	Units	Lab Qual	Indep Qual	Lab
MCO-6	27	04/27/05	WG	UF	CS	FD	Rad	H300	Uranium-234	—	0.826	0.0572	0.064	—	pCi/L	—	—	GELC
MCO-6	27	04/27/05	WG	UF	CS	—	Rad	H300	Uranium-234	—	0.911	0.0679	0.085	—	pCi/L	—	—	GELC
MCO-6	27	09/03/04	WG	UF	CS	—	Rad	AS	Uranium-234	—	1.56	0.0819	0.063	—	pCi/L	—	J	GELC
MCO-6	27	07/06/06	WG	F	CS	—	Rad	H300	Uranium-235/236	—	0.0143	0.0688	0.204	—	pCi/L	U	U	GELC
MCO-6	27	09/14/05	WG	F	CS	—	Rad	H300	Uranium-235/236	—	0.062	0.0158	0.0606	—	pCi/L	—	J	GELC
MCO-6	27	04/27/05	WG	F	CS	FD	Rad	H300	Uranium-235/236	—	0.119	0.0191	0.044	—	pCi/L	—	J	GELC
MCO-6	27	04/27/05	WG	F	CS	—	Rad	H300	Uranium-235/236	—	0.0382	0.0108	0.044	—	pCi/L	U	U	GELC
MCO-6	27	07/06/06	WG	UF	CS	—	Rad	H300	Uranium-235/236	—	0.069	0.0247	0.123	—	pCi/L	U	U	GELC
MCO-6	27	09/14/05	WG	UF	CS	—	Rad	H300	Uranium-235/236	—	0.0682	0.0172	0.0704	—	pCi/L	U	U	GELC
MCO-6	27	04/27/05	WG	UF	CS	FD	Rad	H300	Uranium-235/236	—	0.0613	0.0128	0.039	—	pCi/L	—	J	GELC
MCO-6	27	04/27/05	WG	UF	CS	—	Rad	H300	Uranium-235/236	—	0.0615	0.014	0.052	—	pCi/L	—	J	GELC
MCO-6	27	09/03/04	WG	UF	CS	—	Rad	AS	Uranium-235/236	—	0.0616	0.0123	0.041	—	pCi/L	—	J	GELC
MCO-6	27	07/06/06	WG	F	CS	—	Rad	H300	Uranium-238	—	0.684	0.112	0.257	—	pCi/L	—	J	GELC
MCO-6	27	09/14/05	WG	F	CS	—	Rad	H300	Uranium-238	—	0.314	0.0321	0.057	—	pCi/L	—	—	GELC

Table D-1 (continued)

Location	Depth (ft)	Date	Fid Matrix	Fid Prep	Lab Sample Type	Fid QC	Suite	Method	Analyte	Symbol	Result	1-sigma TPU	MDA	MDL	Units	Lab Qual	Indep Qual	Lab
MCO-6	27	04/27/05	WG	F	CS	FD	Rad	H300	Uranium-238	—	0.371	0.035	0.051	—	pCi/L	—	—	GELC
MCO-6	27	04/27/05	WG	F	CS	—	Rad	H300	Uranium-238	—	0.352	0.0337	0.051	—	pCi/L	—	—	GELC
MCO-6	27	07/06/06	WG	UF	CS	—	Rad	H300	Uranium-238	—	0.474	0.0664	0.155	—	pCi/L	—	—	GELC
MCO-6	27	09/14/05	WG	UF	CS	—	Rad	H300	Uranium-238	—	0.319	0.034	0.0662	—	pCi/L	—	—	GELC
MCO-6	27	04/27/05	WG	UF	CS	FD	Rad	H300	Uranium-238	—	0.31	0.0299	0.045	—	pCi/L	—	—	GELC
MCO-6	27	04/27/05	WG	UF	CS	—	Rad	H300	Uranium-238	—	0.365	0.0371	0.06	—	pCi/L	—	—	GELC
MCO-6	27	09/03/04	WG	UF	CS	—	Rad	AS	Uranium-238	—	0.518	0.0384	0.045	—	pCi/L	—	J	GELC
MCO-6	27	07/06/06	WG	UF	CS	FTB	Voa	8260	Acetone	—	2.18	—	—	1.25	µg/L	J	J-	GELC
MCO-6	27	07/06/06	WG	UF	CS	—	Voa	8260	Acetone	<	5	—	—	1.25	µg/L	U	UJ	GELC
MCO-6	27	09/14/05	WG	UF	CS	FTB	Voa	8260	Acetone	<	5	—	—	—	µg/L	U	—	GELC
MCO-6	27	09/14/05	WG	UF	CS	—	Voa	8260	Acetone	<	5	—	—	—	µg/L	U	—	GELC
MCO-6	27	04/27/05	WG	UF	CS	FD	Voa	8260	Acetone	<	5	—	—	—	µg/L	U	—	GELC
MCO-6	27	04/27/05	WG	UF	CS	FTB	Voa	8260	Acetone	<	5	—	—	—	µg/L	U	—	GELC
MCO-6	27	04/27/05	WG	UF	CS	—	Voa	8260	Acetone	<	5	—	—	—	µg/L	U	—	GELC

Table D-1 (continued)

Location	Depth (ft)	Date	Fid Matrix	Fid Prep	Lab Sample Type	Fid QC	Suite	Method	Analyte	Symbol	Result	1-sigma TPU	MDA	MDL	Units	Lab Qual	Indep Qual	Lab
MCO-6	27	09/03/04	WG	UF	CS	FTB	Voa	8260	Acetone	<	5	—	—	—	µg/L	U	—	GELC
MCO-6	27	09/03/04	WG	UF	CS	—	Voa	8260	Acetone	<	5	—	—	—	µg/L	U	—	GELC
MCO-6	27	07/06/06	WG	UF	CS	FTB	Voa	8260	Toluene	—	0.267	—	—	0.25	µg/L	J	—	GELC
MCO-6	27	07/06/06	WG	UF	CS	—	Voa	8260	Toluene	<	1	—	—	0.25	µg/L	U	UJ	GELC
MCO-6	27	09/14/05	WG	UF	CS	FTB	Voa	8260	Toluene	—	0.39	—	—	—	µg/L	J	—	GELC
MCO-6	27	09/14/05	WG	UF	CS	—	Voa	8260	Toluene	<	1	—	—	—	µg/L	U	—	GELC
MCO-6	27	04/27/05	WG	UF	CS	FD	Voa	8260	Toluene	<	1	—	—	—	µg/L	U	—	GELC
MCO-6	27	04/27/05	WG	UF	CS	FTB	Voa	8260	Toluene	<	1	—	—	—	µg/L	U	—	GELC
MCO-6	27	04/27/05	WG	UF	CS	—	Voa	8260	Toluene	<	1	—	—	—	µg/L	U	—	GELC
MCO-6	27	09/03/04	WG	UF	CS	FTB	Voa	8260	Toluene	—	1.4	—	—	—	µg/L	—	—	GELC
MCO-6	27	09/03/04	WG	UF	CS	—	Voa	8260	Toluene	<	1	—	—	—	µg/L	U	—	GELC
MCO-7	39	07/06/06	WG	UF	CS	—	Dro	8015	Diesel Range Organics	—	18.9	—	—	16.5	µg/L	J	—	GELC
MCO-7	39	07/06/06	WG	F	CS	—	Inorg	310.1	Alkalinity-CO ₃ +HCO ₃	—	143	—	—	0.725	mg/L	—	—	GELC
MCO-7	39	09/14/05	WG	F	CS	—	Inorg	310.1	Alkalinity-CO ₃ +HCO ₃	—	113	—	—	1.45	mg/L	—	—	GELC

Table D-1 (continued)

Location	Depth (ft)	Date	Fid Matrix	Fid Prep	Lab Sample Type	Fid QC	Suite	Method	Analyte	Symbol	Result	1-sigma TPU	MDA	MDL	Units	Lab Qual	Indep Qual	Lab
MCO-7	39	09/02/04	WG	F	CS	FD	Inorg	310.1	Alkalinity-CO3+HCO3	—	138	—	—	1.45	mg/L	—	—	GELC
MCO-7	39	09/02/04	WG	F	CS	—	Inorg	310.1	Alkalinity-CO3+HCO3	—	138	—	—	1.45	mg/L	—	—	GELC
MCO-7	39	09/02/04	WG	F	DUP	FD	Inorg	310.1	Alkalinity-CO3+HCO3	—	137	—	—	1.45	mg/L	—	—	GELC
MCO-7	39	07/01/03	WG	F	CS	—	Inorg	310.1	Alkalinity-CO3+HCO3	—	166	—	—	1.45	mg/L	—	—	GELC
MCO-7	39	07/06/06	WG	UF	CS	—	Inorg	310.1	Alkalinity-CO3+HCO3	—	143	—	—	0.725	mg/L	—	—	GELC
MCO-7	39	09/14/05	WG	UF	CS	—	Inorg	310.1	Alkalinity-CO3+HCO3	—	112	—	—	1.45	mg/L	—	—	GELC
MCO-7	39	07/06/06	WG	F	CS	—	Inorg	6010	Calcium	—	20.2	—	—	0.036	mg/L	—	—	GELC
MCO-7	39	09/14/05	WG	F	CS	—	Inorg	6010	Calcium	—	20.7	—	—	0.036	mg/L	—	—	GELC
MCO-7	39	04/28/05	WG	F	CS	—	Inorg	6010	Calcium	—	23.6	—	—	0.036	mg/L	—	—	GELC
MCO-7	39	09/02/04	WG	F	CS	FD	Inorg	6010	Calcium	—	24.7	—	—	0.00554	mg/L	—	—	GELC
MCO-7	39	09/02/04	WG	F	CS	—	Inorg	6010	Calcium	—	24.4	—	—	0.00554	mg/L	—	—	GELC
MCO-7	39	09/02/04	WG	F	DUP	FD	Inorg	6010	Calcium	—	24.2	—	—	0.00554	mg/L	—	—	GELC
MCO-7	39	07/06/06	WG	UF	CS	—	Inorg	6010	Calcium	—	21.8	—	—	0.036	mg/L	—	—	GELC
MCO-7	39	09/14/05	WG	UF	CS	—	Inorg	6010	Calcium	—	20.3	—	—	0.036	mg/L	—	—	GELC

Table D-1 (continued)

Location	Depth (ft)	Date	Fid Matrix	Fid Prep	Lab Sample Type	Fid QC	Suite	Method	Analyte	Symbol	Result	1-sigma TPU	MDA	MDL	Units	Lab Qual	Indep Qual	Lab
MCO-7	39	04/28/05	WG	UF	CS	—	Inorg	6010	Calcium	—	23.5	—	—	0.036	mg/L	—	—	GELC
MCO-7	39	09/02/04	WG	UF	CS	FD	Inorg	6010	Calcium	—	25.4	—	—	0.00554	mg/L	—	—	GELC
MCO-7	39	09/02/04	WG	UF	CS	—	Inorg	6010	Calcium	—	24.2	—	—	0.00554	mg/L	—	—	GELC
MCO-7	39	09/02/04	WG	UF	DUP	—	Inorg	6010	Calcium	—	25.2	—	—	0.00554	mg/L	—	—	GELC
MCO-7	39	07/06/06	WG	UF	CS	—	Inorg	410.4	Chemical Oxygen Demand	—	9.21	—	—	0.89	mg/L	—	J	GELC
MCO-7	39	07/06/06	WG	F	CS	—	Inorg	300	Chloride	—	32.9	—	—	0.132	mg/L	—	—	GELC
MCO-7	39	09/14/05	WG	F	CS	—	Inorg	300	Chloride	—	51.3	—	—	0.265	mg/L	—	—	GELC
MCO-7	39	04/28/05	WG	F	CS	—	Inorg	300	Chloride	—	32.3	—	—	0.265	mg/L	—	—	GELC
MCO-7	39	09/02/04	WG	F	CS	FD	Inorg	300	Chloride	—	31.7	—	—	0.161	mg/L	—	—	GELC
MCO-7	39	09/02/04	WG	F	CS	—	Inorg	300	Chloride	—	31.4	—	—	0.161	mg/L	—	—	GELC
MCO-7	39	07/06/06	WG	UF	CS	—	Inorg	300	Chloride	—	32.7	—	—	0.132	mg/L	—	—	GELC
MCO-7	39	09/14/05	WG	UF	CS	—	Inorg	300	Chloride	—	52	—	—	0.265	mg/L	—	—	GELC
MCO-7	39	04/28/05	WG	UF	CS	—	Inorg	300	Chloride	—	31.4	—	—	0.265	mg/L	—	—	GELC
MCO-7	39	07/06/06	WG	F	CS	—	Inorg	300	Fluoride	—	1.46	—	—	0.033	mg/L	—	—	GELC

Table D-1 (continued)

Location	Depth (ft)	Date	Fid Matrix	Fid Prep	Lab Sample Type	Fid QC	Suite	Method	Analyte	Symbol	Result	1-sigma TPU	MDA	MDL	Units	Lab Qual	Indep Qual	Lab
MCO-7	39	05/12/06	WG	F	CS	FD	Inorg	300	Fluoride	—	1.48	—	—	0.033	mg/L	—	—	GELC
MCO-7	39	05/12/06	WG	F	CS	—	Inorg	300	Fluoride	—	1.48	—	—	0.033	mg/L	—	—	GELC
MCO-7	39	02/08/06	WG	F	CS	—	Inorg	300	Fluoride	—	1.43	—	—	0.03	mg/L	—	—	GELC
MCO-7	39	10/06/05	WG	F	CS	—	Inorg	300	Fluoride	—	1.46	—	—	0.03	mg/L	—	—	GELC
MCO-7	39	07/06/06	WG	UF	CS	—	Inorg	300	Fluoride	—	1.42	—	—	0.033	mg/L	—	—	GELC
MCO-7	39	09/14/05	WG	UF	CS	—	Inorg	300	Fluoride	—	1.4	—	—	0.03	mg/L	—	—	GELC
MCO-7	39	04/28/05	WG	UF	CS	—	Inorg	300	Fluoride	—	1.36	—	—	0.03	mg/L	—	—	GELC
MCO-7	39	07/06/06	WG	F	CS	—	Inorg	A2340	Hardness	—	68.4	—	—	0.085	mg/L	—	—	GELC
MCO-7	39	09/14/05	WG	F	CS	—	Inorg	A2340	Hardness	—	73.3	—	—	0.085	mg/L	—	—	GELC
MCO-7	39	04/28/05	WG	F	CS	—	Inorg	A2340	Hardness	—	82.3	—	—	0.085	mg/L	—	—	GELC
MCO-7	39	09/02/04	WG	F	CS	FD	Inorg	200.7	Hardness	—	85.1	—	—	0.00554	mg/L	—	—	GELC
MCO-7	39	09/02/04	WG	F	CS	—	Inorg	200.7	Hardness	—	84.1	—	—	0.00554	mg/L	—	—	GELC
MCO-7	39	07/06/06	WG	UF	CS	—	Inorg	A2340	Hardness	—	73.8	—	—	0.085	mg/L	—	—	GELC
MCO-7	39	09/14/05	WG	UF	CS	—	Inorg	A2340	Hardness	—	71.8	—	—	0.085	mg/L	—	—	GELC

Table D-1 (continued)

Location	Depth (ft)	Date	Fid Matrix	Fid Prep	Lab Sample Type	Fid QC	Suite	Method	Analyte	Symbol	Result	1-sigma TPU	MDA	MDL	Units	Lab Qual	Indep Qual	Lab
MCO-7	39	04/28/05	WG	UF	CS	—	Inorg	A2340	Hardness	—	81.9	—	—	0.085	mg/L	—	—	GELC
MCO-7	39	09/02/04	WG	UF	CS	FD	Inorg	200.7	Hardness	—	87.3	—	—	0.00554	mg/L	—	—	GELC
MCO-7	39	09/02/04	WG	UF	CS	—	Inorg	200.7	Hardness	—	83.2	—	—	0.00554	mg/L	—	—	GELC
MCO-7	39	07/06/06	WG	F	CS	—	Inorg	6010	Magnesium	—	4.36	—	—	0.085	mg/L	—	—	GELC
MCO-7	39	09/14/05	WG	F	CS	—	Inorg	6010	Magnesium	—	5.21	—	—	0.085	mg/L	—	—	GELC
MCO-7	39	04/28/05	WG	F	CS	—	Inorg	6010	Magnesium	—	5.68	—	—	0.085	mg/L	—	—	GELC
MCO-7	39	09/02/04	WG	F	CS	FD	Inorg	6010	Magnesium	—	5.69	—	—	0.00518	mg/L	—	—	GELC
MCO-7	39	09/02/04	WG	F	CS	—	Inorg	6010	Magnesium	—	5.62	—	—	0.00518	mg/L	—	—	GELC
MCO-7	39	09/02/04	WG	F	DUP	FD	Inorg	6010	Magnesium	—	5.59	—	—	0.00518	mg/L	—	—	GELC
MCO-7	39	07/06/06	WG	UF	CS	—	Inorg	6010	Magnesium	—	4.73	—	—	0.085	mg/L	—	—	GELC
MCO-7	39	09/14/05	WG	UF	CS	—	Inorg	6010	Magnesium	—	5.1	—	—	0.085	mg/L	—	—	GELC
MCO-7	39	04/28/05	WG	UF	CS	—	Inorg	6010	Magnesium	—	5.66	—	—	0.085	mg/L	—	—	GELC
MCO-7	39	09/02/04	WG	UF	CS	FD	Inorg	6010	Magnesium	—	5.82	—	—	0.00518	mg/L	—	—	GELC
MCO-7	39	09/02/04	WG	UF	CS	—	Inorg	6010	Magnesium	—	5.53	—	—	0.00518	mg/L	—	—	GELC

Table D-1 (continued)

Location	Depth (ft)	Date	Fid Matrix	Fid Prep	Lab Sample Type	Fid QC	Suite	Method	Analyte	Symbol	Result	1-sigma TPU	MDA	MDL	Units	Lab Qual	Indep Qual	Lab
MCO-7	39	09/02/04	WG	UF	DUP	—	Inorg	6010	Magnesium	—	5.77	—	—	0.00518	mg/L	—	—	GELC
MCO-7	39	07/06/06	WG	F	CS	—	Inorg	353.1	Nitrate-Nitrite as N	—	1.84	—	—	0.014	mg/L	—	—	GELC
MCO-7	39	05/12/06	WG	F	CS	FD	Inorg	353.1	Nitrate-Nitrite as N	—	1.79	—	—	0.014	mg/L	—	—	GELC
MCO-7	39	05/12/06	WG	F	CS	—	Inorg	353.1	Nitrate-Nitrite as N	—	1.86	—	—	0.014	mg/L	—	—	GELC
MCO-7	39	02/08/06	WG	F	CS	—	Inorg	353.1	Nitrate-Nitrite as N	—	2.01	—	—	0.017	mg/L	—	J+	GELC
MCO-7	39	10/06/05	WG	F	CS	—	Inorg	353.1	Nitrate-Nitrite as N	—	2.56	—	—	0.017	mg/L	—	—	GELC
MCO-7	39	07/06/06	WG	UF	CS	—	Inorg	353.1	Nitrate-Nitrite as N	—	1.77	—	—	0.014	mg/L	—	—	GELC
MCO-7	39	07/06/06	WG	F	CS	—	Inorg	6850	Perchlorate	—	28.6	—	—	2.5	µg/L	—	J	GELC
MCO-7	39	07/06/06	WG	F	CS	—	Inorg	314.0	Perchlorate	—	31.1	—	—	4	µg/L	—	—	GELC
MCO-7	39	05/12/06	WG	F	CS	FD	Inorg	6850	Perchlorate	—	27	—	—	2.5	µg/L	—	J	GELC
MCO-7	39	05/12/06	WG	F	CS	FD	Inorg	314.0	Perchlorate	—	32.1	—	—	4	µg/L	—	—	GELC
MCO-7	39	05/12/06	WG	F	CS	—	Inorg	6850	Perchlorate	—	27.1	—	—	2.5	µg/L	—	J	GELC
MCO-7	39	05/12/06	WG	F	CS	—	Inorg	314.0	Perchlorate	—	31.4	—	—	4	µg/L	—	—	GELC
MCO-7	39	02/08/06	WG	F	CS	—	Inorg	6850	Perchlorate	—	26.9	—	—	2	µg/L	—	J	GELC

Table D-1 (continued)

Location	Depth (ft)	Date	Fid Matrix	Fid Prep	Lab Sample Type	Fid QC	Suite	Method	Analyte	Symbol	Result	1-sigma TPU	MDA	MDL	Units	Lab Qual	Indep Qual	Lab
MCO-7	39	02/08/06	WG	F	CS	—	Inorg	314.0	Perchlorate	—	28.9	—	—	4	µg/L	—	—	GELC
MCO-7	39	10/06/05	WG	F	CS	—	Inorg	6850	Perchlorate	—	35.1	—	—	2.5	µg/L	—	J	GELC
MCO-7	39	10/06/05	WG	F	CS	—	Inorg	314.0	Perchlorate	—	35.1	—	—	4	µg/L	—	—	GELC
MCO-7	39	01/21/05	WG	UF	CS	—	Inorg	314.0	Perchlorate	—	49.9	—	—	4	µg/L	—	—	GELC
MCO-7	39	01/21/05	WG	UF	CS	—	Inorg	6850	Perchlorate	—	46.4	—	—	2.5	µg/L	—	—	GELC
MCO-7	39	10/28/04	WG	UF	CS	—	Inorg	314.0	Perchlorate	—	70.2	—	—	4	µg/L	—	—	GELC
MCO-7	39	10/28/04	WG	UF	CS	—	Inorg	6850	Perchlorate	—	76.4	—	—	5	µg/L	—	—	GELC
MCO-7	39	09/02/04	WG	UF	CS	FD	Inorg	314.0	Perchlorate	—	96.7	—	—	4	µg/L	—	—	GELC
MCO-7	39	09/02/04	WG	UF	CS	FD	Inorg	6850	Perchlorate	—	86	—	—	10	µg/L	—	—	GELC
MCO-7	39	09/02/04	WG	UF	CS	—	Inorg	314.0	Perchlorate	—	99.1	—	—	4	µg/L	—	—	GELC
MCO-7	39	09/02/04	WG	UF	CS	—	Inorg	6850	Perchlorate	—	92.8	—	—	10	µg/L	—	—	GELC
MCO-7	39	09/02/04	WG	UF	DUP	—	Inorg	314.0	Perchlorate	—	98.7	—	—	4	µg/L	—	—	GELC
MCO-7	39	05/03/04	WG	UF	CS	—	Inorg	314.0	Perchlorate	—	52.4	—	—	4	µg/L	—	—	GELC
MCO-7	39	05/03/04	WG	UF	CS	—	Inorg	6850	Perchlorate	—	53.7	—	—	—	µg/L	—	—	GELC

Table D-1 (continued)

Location	Depth (ft)	Date	Fid Matrix	Fid Prep	Lab Sample Type	Fid QC	Suite	Method	Analyte	Symbol	Result	1-sigma TPU	MDA	MDL	Units	Lab Qual	Indep Qual	Lab
MCO-7	39	07/06/06	WG	F	CS	—	Inorg	6010	Potassium	—	15.8	—	—	0.05	mg/L	—	—	GELC
MCO-7	39	09/14/05	WG	F	CS	—	Inorg	6010	Potassium	—	15.1	—	—	0.05	mg/L	—	—	GELC
MCO-7	39	04/28/05	WG	F	CS	—	Inorg	6010	Potassium	—	18.5	—	—	0.05	mg/L	—	—	GELC
MCO-7	39	09/02/04	WG	F	CS	FD	Inorg	6010	Potassium	—	19.4	—	—	0.0165	mg/L	—	—	GELC
MCO-7	39	09/02/04	WG	F	CS	—	Inorg	6010	Potassium	—	19.3	—	—	0.0165	mg/L	—	—	GELC
MCO-7	39	09/02/04	WG	F	DUP	FD	Inorg	6010	Potassium	—	19.2	—	—	0.0165	mg/L	—	—	GELC
MCO-7	39	07/06/06	WG	UF	CS	—	Inorg	6010	Potassium	—	16.9	—	—	0.05	mg/L	—	—	GELC
MCO-7	39	09/14/05	WG	UF	CS	—	Inorg	6010	Potassium	—	14.8	—	—	0.05	mg/L	—	—	GELC
MCO-7	39	04/28/05	WG	UF	CS	—	Inorg	6010	Potassium	—	18.1	—	—	0.05	mg/L	—	—	GELC
MCO-7	39	09/02/04	WG	UF	CS	FD	Inorg	6010	Potassium	—	20.2	—	—	0.0165	mg/L	—	—	GELC
MCO-7	39	09/02/04	WG	UF	CS	—	Inorg	6010	Potassium	—	19.1	—	—	0.0165	mg/L	—	—	GELC
MCO-7	39	09/02/04	WG	UF	DUP	—	Inorg	6010	Potassium	—	20	—	—	0.0165	mg/L	—	—	GELC
MCO-7	39	07/06/06	WG	F	CS	—	Inorg	6010	Silicon Dioxide	—	36.6	—	—	0.032	mg/L	—	—	GELC
MCO-7	39	09/14/05	WG	F	CS	—	Inorg	6010	Silicon Dioxide	—	40	—	—	0.032	mg/L	—	—	GELC

Table D-1 (continued)

Location	Depth (ft)	Date	Fid Matrix	Fid Prep	Lab Sample Type	Fid QC	Suite	Method	Analyte	Symbol	Result	1-sigma TPU	MDA	MDL	Units	Lab Qual	Indep Qual	Lab
MCO-7	39	04/28/05	WG	F	CS	—	Inorg	6010	Silicon Dioxide	—	37.1	—	—	0.032	mg/L	—	—	GELC
MCO-7	39	09/02/04	WG	F	CS	FD	Inorg	6010	Silicon Dioxide	—	37.9	—	—	0.0212	mg/L	—	—	GELC
MCO-7	39	09/02/04	WG	F	CS	—	Inorg	6010	Silicon Dioxide	—	37.5	—	—	0.0212	mg/L	—	—	GELC
MCO-7	39	09/02/04	WG	F	DUP	FD	Inorg	6010	Silicon Dioxide	—	37.2	—	—	0.0212	mg/L	—	—	GELC
MCO-7	39	07/06/06	WG	UF	CS	—	Inorg	6010	Silicon Dioxide	—	39.6	—	—	0.032	mg/L	—	—	GELC
MCO-7	39	09/14/05	WG	UF	CS	—	Inorg	6010	Silicon Dioxide	—	39.5	—	—	0.032	mg/L	—	—	GELC
MCO-7	39	04/28/05	WG	UF	CS	—	Inorg	6010	Silicon Dioxide	—	36.5	—	—	0.032	mg/L	—	—	GELC
MCO-7	39	09/02/04	WG	UF	CS	FD	Inorg	6010	Silicon Dioxide	—	39.2	—	—	0.0212	mg/L	—	—	GELC
MCO-7	39	09/02/04	WG	UF	CS	—	Inorg	6010	Silicon Dioxide	—	37.2	—	—	0.0212	mg/L	—	—	GELC
MCO-7	39	09/02/04	WG	UF	DUP	—	Inorg	6010	Silicon Dioxide	—	38.9	—	—	0.0212	mg/L	—	—	GELC
MCO-7	39	07/06/06	WG	F	CS	—	Inorg	6010	Sodium	—	59.6	—	—	0.045	mg/L	—	—	GELC
MCO-7	39	09/14/05	WG	F	CS	—	Inorg	6010	Sodium	—	76.3	—	—	0.045	mg/L	—	—	GELC
MCO-7	39	04/28/05	WG	F	CS	—	Inorg	6010	Sodium	—	72.2	—	—	0.045	mg/L	—	—	GELC
MCO-7	39	09/02/04	WG	F	CS	FD	Inorg	6010	Sodium	—	76.5	—	—	0.0144	mg/L	—	—	GELC

Table D-1 (continued)

Location	Depth (ft)	Date	Fid Matrix	Fid Prep	Lab Sample Type	Fid QC	Suite	Method	Analyte	Symbol	Result	1-sigma TPU	MDA	MDL	Units	Lab Qual	Indep Qual	Lab
MCO-7	39	09/02/04	WG	F	CS	—	Inorg	6010	Sodium	—	75.7	—	—	0.0144	mg/L	—	—	GELC
MCO-7	39	09/02/04	WG	F	DUP	FD	Inorg	6010	Sodium	—	75.4	—	—	0.0144	mg/L	—	—	GELC
MCO-7	39	07/06/06	WG	UF	CS	—	Inorg	6010	Sodium	—	63.7	—	—	0.045	mg/L	—	—	GELC
MCO-7	39	09/14/05	WG	UF	CS	—	Inorg	6010	Sodium	—	74.5	—	—	0.045	mg/L	—	—	GELC
MCO-7	39	04/28/05	WG	UF	CS	—	Inorg	6010	Sodium	—	70.5	—	—	0.045	mg/L	—	—	GELC
MCO-7	39	09/02/04	WG	UF	CS	FD	Inorg	6010	Sodium	—	80.3	—	—	0.0144	mg/L	—	—	GELC
MCO-7	39	09/02/04	WG	UF	CS	—	Inorg	6010	Sodium	—	75.5	—	—	0.0144	mg/L	—	—	GELC
MCO-7	39	09/02/04	WG	UF	DUP	—	Inorg	6010	Sodium	—	79.1	—	—	0.0144	mg/L	—	—	GELC
MCO-7	39	07/06/06	WG	F	CS	—	Inorg	120.1	Specific Conductance	—	453	—	—	1	uS/cm	—	—	GELC
MCO-7	39	09/14/05	WG	F	CS	—	Inorg	120.1	Specific Conductance	—	481	—	—	1	uS/cm	—	—	GELC
MCO-7	39	04/28/05	WG	F	CS	—	Inorg	9050	Specific Conductance	—	470	—	—	1	uS/cm	—	—	GELC
MCO-7	39	09/02/04	WG	F	CS	FD	Inorg	9050	Specific Conductance	—	478	—	—	1	uS/cm	—	—	GELC
MCO-7	39	09/02/04	WG	F	CS	—	Inorg	9050	Specific Conductance	—	459	—	—	1	uS/cm	—	—	GELC
MCO-7	39	09/02/04	WG	F	DUP	FD	Inorg	9050	Specific Conductance	—	477	—	—	1	uS/cm	—	—	GELC

Table D-1 (continued)

Location	Depth (ft)	Date	Fid Matrix	Fid Prep	Lab Sample Type	Fid QC	Suite	Method	Analyte	Symbol	Result	1-sigma TPU	MDA	MDL	Units	Lab Qual	Indep Qual	Lab
MCO-7	39	07/06/06	WG	UF	CS	—	Inorg	120.1	Specific Conductance	—	450	—	—	1	uS/cm	—	—	GELC
MCO-7	39	09/14/05	WG	UF	CS	—	Inorg	120.1	Specific Conductance	—	523	—	—	1	uS/cm	—	—	GELC
MCO-7	39	07/06/06	WG	F	CS	—	Inorg	300	Sulfate	—	17.2	—	—	0.1	mg/L	—	—	GELC
MCO-7	39	09/14/05	WG	F	CS	—	Inorg	300	Sulfate	—	21.7	—	—	0.057	mg/L	—	—	GELC
MCO-7	39	04/28/05	WG	F	CS	—	Inorg	300	Sulfate	—	26.1	—	—	0.057	mg/L	—	—	GELC
MCO-7	39	09/02/04	WG	F	CS	FD	Inorg	300	Sulfate	—	38	—	—	0.193	mg/L	—	—	GELC
MCO-7	39	09/02/04	WG	F	CS	—	Inorg	300	Sulfate	—	38	—	—	0.193	mg/L	—	—	GELC
MCO-7	39	07/06/06	WG	UF	CS	—	Inorg	300	Sulfate	—	17.2	—	—	0.1	mg/L	—	—	GELC
MCO-7	39	09/14/05	WG	UF	CS	—	Inorg	300	Sulfate	—	21.7	—	—	0.057	mg/L	—	—	GELC
MCO-7	39	04/28/05	WG	UF	CS	—	Inorg	300	Sulfate	—	25.9	—	—	0.057	mg/L	—	—	GELC
MCO-7	39	07/06/06	WG	UF	CS	—	Inorg	160.2	Suspended Sediment Concentration	—	4.22	—	—	1.27	mg/L	J	—	GELC
MCO-7	39	09/14/05	WG	UF	CS	—	Inorg	160.2	Suspended Sediment Concentration	<	1.2	—	—	1.2	mg/L	U	—	GELC
MCO-7	39	04/28/05	WG	UF	CS	—	Inorg	160.2	Suspended Sediment Concentration	—	2.2	—	—	1.14	mg/L	J	—	GELC

Table D-1 (continued)

Location	Depth (ft)	Date	Fid Matrix	Fid Prep	Lab Sample Type	Fid QC	Suite	Method	Analyte	Symbol	Result	1-sigma TPU	MDA	MDL	Units	Lab Qual	Indep Qual	Lab
MCO-7	39	07/06/06	WG	F	CS	—	Inorg	160.1	Total Dissolved Solids	—	293	—	—	2.38	mg/L	—	—	GELC
MCO-7	39	05/12/06	WG	F	CS	FD	Inorg	160.1	Total Dissolved Solids	—	286	—	—	2.38	mg/L	—	—	GELC
MCO-7	39	05/12/06	WG	F	CS	—	Inorg	160.1	Total Dissolved Solids	—	286	—	—	2.38	mg/L	—	—	GELC
MCO-7	39	02/08/06	WG	F	CS	—	Inorg	160.1	Total Dissolved Solids	—	265	—	—	2.38	mg/L	—	—	GELC
MCO-7	39	10/06/05	WG	F	CS	—	Inorg	160.1	Total Dissolved Solids	—	308	—	—	2.38	mg/L	—	—	GELC
MCO-7	39	07/06/06	WG	UF	CS	—	Inorg	160.1	Total Dissolved Solids	—	291	—	—	2.38	mg/L	—	—	GELC
MCO-7	39	09/14/05	WG	UF	CS	—	Inorg	160.1	Total Dissolved Solids	—	311	—	—	2.38	mg/L	—	—	GELC
MCO-7	39	04/28/05	WG	UF	CS	—	Inorg	160.1	Total Dissolved Solids	—	307	—	—	2.38	mg/L	—	—	GELC
MCO-7	39	07/06/06	WG	UF	CS	—	Inorg	9060	Total Organic Carbon	—	3.13	—	—	0.33	mg/L	—	—	GELC
MCO-7	39	09/14/05	WG	UF	CS	—	Inorg	9060	Total Organic Carbon	—	3.62	—	—	0.074	mg/L	—	—	GELC
MCO-7	39	04/28/05	WG	UF	CS	—	Inorg	9060	Total Organic Carbon	—	2.82	—	—	0.074	mg/L	—	—	GELC
MCO-7	39	07/06/06	WG	F	CS	—	Inorg	365.4	Total Phosphate as Phosphorus	—	0.285	—	—	0.01	mg/L	—	—	GELC
MCO-7	39	09/14/05	WG	F	CS	—	Inorg	365.4	Total Phosphate as Phosphorus	—	0.416	—	—	0.01	mg/L	—	—	GELC
MCO-7	39	04/28/05	WG	F	CS	—	Inorg	365.4	Total Phosphate as Phosphorus	—	0.312	—	—	0.01	mg/L	—	J	GELC

Table D-1 (continued)

Location	Depth (ft)	Date	Fid Matrix	Fid Prep	Lab Sample Type	Fid QC	Suite	Method	Analyte	Symbol	Result	1-sigma TPU	MDA	MDL	Units	Lab Qual	Indep Qual	Lab
MCO-7	39	07/06/06	WG	UF	CS	—	Inorg	365.4	Total Phosphate as Phosphorus	—	0.241	—	—	0.01	mg/L	—	—	GELC
MCO-7	39	07/06/06	WG	UF	CS	—	Inorg	160.2	Total Suspended Solids	—	4	—	—	0.713	mg/L	—	—	GELC
MCO-7	39	09/02/04	WG	UF	CS	FD	Inorg	160.2	Total Suspended Solids	—	1.6	—	—	1.53	mg/L	J	—	GELC
MCO-7	39	09/02/04	WG	UF	CS	—	Inorg	160.2	Total Suspended Solids	<	1.53	—	—	1.53	mg/L	U	—	GELC
MCO-7	39	09/02/04	WG	UF	DUP	—	Inorg	160.2	Total Suspended Solids	<	1.53	—	—	1.53	mg/L	U	—	GELC
MCO-7	39	07/01/03	WG	UF	CS	—	Inorg	160.2	Total Suspended Solids	—	2.4	—	—	0.764	mg/L	J	—	GELC
MCO-7	39	06/06/02	WG	UF	CS	—	Inorg	160.2	Total Suspended Solids	—	4.2	—	—	0.764	mg/L	J	—	GELC
MCO-7	39	07/06/06	WG	F	CS	—	Inorg	150.1	pH	—	7.18	—	—	0.01	SU	H	J	GELC
MCO-7	39	09/14/05	WG	F	CS	—	Inorg	150.1	pH	—	6.98	—	—	0.01	SU	H	J	GELC
MCO-7	39	04/28/05	WG	F	CS	—	Inorg	150.1	pH	—	7.31	—	—	—	SU	H	J	GELC
MCO-7	39	09/02/04	WG	F	CS	FD	Inorg	150.1	pH	—	7.07	—	—	—	SU	H	J	GELC
MCO-7	39	09/02/04	WG	F	CS	—	Inorg	150.1	pH	—	7.07	—	—	—	SU	H	J	GELC
MCO-7	39	09/02/04	WG	F	DUP	FD	Inorg	150.1	pH	—	7.09	—	—	—	SU	H	—	GELC
MCO-7	39	07/06/06	WG	UF	CS	—	Inorg	150.1	pH	—	7.64	—	—	0.01	SU	H	J	GELC

Table D-1 (continued)

Location	Depth (ft)	Date	Fid Matrix	Fid Prep	Lab Sample Type	Fid QC	Suite	Method	Analyte	Symbol	Result	1-sigma TPU	MDA	MDL	Units	Lab Qual	Indep Qual	Lab
MCO-7	39	09/14/05	WG	UF	CS	—	Inorg	150.1	pH	—	6.99	—	—	0.01	SU	H	J	GELC
MCO-7	39	07/06/06	WG	F	CS	—	Met	6010	Barium	—	169	—	—	1	µg/L	—	—	GELC
MCO-7	39	09/14/05	WG	F	CS	—	Met	6010	Barium	—	177	—	—	1	µg/L	—	—	GELC
MCO-7	39	04/28/05	WG	F	CS	—	Met	6010	Barium	—	199	—	—	1	µg/L	—	—	GELC
MCO-7	39	09/02/04	WG	F	CS	FD	Met	6010	Barium	—	211	—	—	0.222	µg/L	—	—	GELC
MCO-7	39	09/02/04	WG	F	CS	—	Met	6010	Barium	—	210	—	—	0.222	µg/L	—	—	GELC
MCO-7	39	09/02/04	WG	F	DUP	FD	Met	6010	Barium	—	207	—	—	0.222	µg/L	—	—	GELC
MCO-7	39	07/06/06	WG	UF	CS	—	Met	6010	Barium	—	183	—	—	1	µg/L	—	—	GELC
MCO-7	39	09/14/05	WG	UF	CS	—	Met	6010	Barium	—	173	—	—	1	µg/L	—	—	GELC
MCO-7	39	04/28/05	WG	UF	CS	—	Met	6010	Barium	—	196	—	—	1	µg/L	—	—	GELC
MCO-7	39	09/02/04	WG	UF	CS	FD	Met	6010	Barium	—	216	—	—	0.222	µg/L	—	—	GELC
MCO-7	39	09/02/04	WG	UF	CS	—	Met	6010	Barium	—	207	—	—	0.222	µg/L	—	—	GELC
MCO-7	39	09/02/04	WG	UF	DUP	—	Met	6010	Barium	—	214	—	—	0.222	µg/L	—	—	GELC
MCO-7	39	07/06/06	WG	F	CS	—	Met	6010	Boron	—	72	—	—	10	µg/L	—	—	GELC

Table D-1 (continued)

Location	Depth (ft)	Date	Fid Matrix	Fid Prep	Lab Sample Type	Fid QC	Suite	Method	Analyte	Symbol	Result	1-sigma TPU	MDA	MDL	Units	Lab Qual	Indep Qual	Lab
MCO-7	39	09/14/05	WG	F	CS	—	Met	6010	Boron	—	77.1	—	—	10	µg/L	—	—	GELC
MCO-7	39	04/28/05	WG	F	CS	—	Met	6010	Boron	—	81	—	—	10	µg/L	—	—	GELC
MCO-7	39	09/02/04	WG	F	CS	FD	Met	6010	Boron	—	83.1	—	—	4.88	µg/L	—	—	GELC
MCO-7	39	09/02/04	WG	F	CS	—	Met	6010	Boron	—	82.1	—	—	4.88	µg/L	—	—	GELC
MCO-7	39	09/02/04	WG	F	DUP	FD	Met	6010	Boron	—	79.6	—	—	4.88	µg/L	—	—	GELC
MCO-7	39	07/06/06	WG	UF	CS	—	Met	6010	Boron	—	75.4	—	—	10	µg/L	—	—	GELC
MCO-7	39	09/14/05	WG	UF	CS	—	Met	6010	Boron	—	77	—	—	10	µg/L	—	—	GELC
MCO-7	39	04/28/05	WG	UF	CS	—	Met	6010	Boron	—	77.9	—	—	10	µg/L	—	—	GELC
MCO-7	39	09/02/04	WG	UF	CS	FD	Met	6010	Boron	—	85.8	—	—	4.88	µg/L	—	—	GELC
MCO-7	39	09/02/04	WG	UF	CS	—	Met	6010	Boron	—	85.1	—	—	4.88	µg/L	—	—	GELC
MCO-7	39	09/02/04	WG	UF	DUP	—	Met	6010	Boron	—	91.1	—	—	4.88	µg/L	—	—	GELC
MCO-7	39	07/06/06	WG	F	CS	—	Met	6020	Chromium	—	2.8	—	—	1	µg/L	J	—	GELC
MCO-7	39	09/14/05	WG	F	CS	—	Met	6010	Chromium	—	1	—	—	1	µg/L	J	—	GELC
MCO-7	39	04/28/05	WG	F	CS	—	Met	6010	Chromium	<	1	—	—	1	µg/L	U	—	GELC

Table D-1 (continued)

Location	Depth (ft)	Date	Fid Matrix	Fid Prep	Lab Sample Type	Fid QC	Suite	Method	Analyte	Symbol	Result	1-sigma TPU	MDA	MDL	Units	Lab Qual	Indep Qual	Lab
MCO-7	39	09/02/04	WG	F	CS	FD	Met	6010	Chromium	<	2.6	—	—	0.503	µg/L	J	U	GELC
MCO-7	39	09/02/04	WG	F	CS	—	Met	6010	Chromium	<	2.6	—	—	0.503	µg/L	J	U	GELC
MCO-7	39	09/02/04	WG	F	DUP	FD	Met	6010	Chromium	—	1.94	—	—	0.503	µg/L	J	—	GELC
MCO-7	39	07/06/06	WG	UF	CS	—	Met	6020	Chromium	—	3.3	—	—	1	µg/L	—	—	GELC
MCO-7	39	09/14/05	WG	UF	CS	—	Met	6010	Chromium	—	1.3	—	—	1	µg/L	J	—	GELC
MCO-7	39	04/28/05	WG	UF	CS	—	Met	6010	Chromium	—	1.4	—	—	1	µg/L	J	—	GELC
MCO-7	39	09/02/04	WG	UF	CS	FD	Met	6010	Chromium	<	2.3	—	—	0.503	µg/L	J	U	GELC
MCO-7	39	09/02/04	WG	UF	CS	—	Met	6010	Chromium	<	2.6	—	—	0.503	µg/L	J	U	GELC
MCO-7	39	09/02/04	WG	UF	DUP	—	Met	6010	Chromium	—	2	—	—	0.503	µg/L	J	—	GELC
MCO-7	39	07/06/06	WG	F	CS	—	Met	6010	Iron	<	54.9	—	—	18	µg/L	J	U	GELC
MCO-7	39	09/14/05	WG	F	CS	—	Met	6010	Iron	—	68.8	—	—	18	µg/L	J	—	GELC
MCO-7	39	04/28/05	WG	F	CS	—	Met	6010	Iron	—	57.1	—	—	18	µg/L	J	—	GELC
MCO-7	39	09/02/04	WG	F	CS	FD	Met	6010	Iron	—	16.7	—	—	12.6	µg/L	J	—	GELC
MCO-7	39	09/02/04	WG	F	CS	—	Met	6010	Iron	—	20.4	—	—	12.6	µg/L	J	—	GELC

Table D-1 (continued)

Location	Depth (ft)	Date	Fid Matrix	Fid Prep	Lab Sample Type	Fid QC	Suite	Method	Analyte	Symbol	Result	1-sigma TPU	MDA	MDL	Units	Lab Qual	Indep Qual	Lab
MCO-7	39	09/02/04	WG	F	DUP	FD	Met	6010	Iron	—	16.6	—	—	12.6	µg/L	J	—	GELC
MCO-7	39	07/06/06	WG	UF	CS	—	Met	6010	Iron	—	169	—	—	18	µg/L	—	—	GELC
MCO-7	39	09/14/05	WG	UF	CS	—	Met	6010	Iron	—	93.3	—	—	18	µg/L	J	—	GELC
MCO-7	39	04/28/05	WG	UF	CS	—	Met	6010	Iron	—	81.3	—	—	18	µg/L	J	—	GELC
MCO-7	39	09/02/04	WG	UF	CS	FD	Met	6010	Iron	—	86.7	—	—	12.6	µg/L	J	—	GELC
MCO-7	39	09/02/04	WG	UF	CS	—	Met	6010	Iron	—	42.5	—	—	12.6	µg/L	J	—	GELC
MCO-7	39	09/02/04	WG	UF	DUP	—	Met	6010	Iron	—	60.6	—	—	12.6	µg/L	J	—	GELC
MCO-7	39	07/06/06	WG	F	CS	—	Met	6010	Manganese	<	2	—	—	2	µg/L	U	—	GELC
MCO-7	39	09/14/05	WG	F	CS	—	Met	6010	Manganese	<	2	—	—	2	µg/L	U	—	GELC
MCO-7	39	04/28/05	WG	F	CS	—	Met	6020	Manganese	<	1	—	—	1	µg/L	U	—	GELC
MCO-7	39	09/02/04	WG	F	CS	FD	Met	6010	Manganese	<	0.88	—	—	0.296	µg/L	J	U	GELC
MCO-7	39	09/02/04	WG	F	CS	—	Met	6010	Manganese	<	0.296	—	—	0.296	µg/L	U	—	GELC
MCO-7	39	09/02/04	WG	F	DUP	FD	Met	6010	Manganese	—	0.576	—	—	0.296	µg/L	J	—	GELC
MCO-7	39	07/06/06	WG	UF	CS	—	Met	6010	Manganese	—	2.2	—	—	2	µg/L	J	—	GELC

Table D-1 (continued)

Location	Depth (ft)	Date	Fid Matrix	Fid Prep	Lab Sample Type	Fid QC	Suite	Method	Analyte	Symbol	Result	1-sigma TPU	MDA	MDL	Units	Lab Qual	Indep Qual	Lab
MCO-7	39	09/14/05	WG	UF	CS	—	Met	6010	Manganese	<	2	—	—	2	µg/L	U	—	GELC
MCO-7	39	04/28/05	WG	UF	CS	—	Met	6020	Manganese	—	1.3	—	—	1	µg/L	J	—	GELC
MCO-7	39	09/02/04	WG	UF	CS	FD	Met	6010	Manganese	<	0.81	—	—	0.296	µg/L	J	U	GELC
MCO-7	39	09/02/04	WG	UF	CS	—	Met	6010	Manganese	<	0.59	—	—	0.296	µg/L	J	U	GELC
MCO-7	39	09/02/04	WG	UF	DUP	—	Met	6010	Manganese	—	0.653	—	—	0.296	µg/L	J	—	GELC
MCO-7	39	07/06/06	WG	F	CS	—	Met	6010	Molybdenum	—	65.7	—	—	2	µg/L	—	—	GELC
MCO-7	39	09/14/05	WG	F	CS	—	Met	6010	Molybdenum	—	74.7	—	—	2	µg/L	—	—	GELC
MCO-7	39	04/28/05	WG	F	CS	—	Met	6020	Molybdenum	—	82.7	—	—	0.1	µg/L	—	—	GELC
MCO-7	39	09/02/04	WG	F	CS	FD	Met	6010	Molybdenum	—	82.9	—	—	1.43	µg/L	E	J	GELC
MCO-7	39	09/02/04	WG	F	CS	—	Met	6010	Molybdenum	—	81.2	—	—	1.43	µg/L	E	J	GELC
MCO-7	39	09/02/04	WG	F	DUP	FD	Met	6010	Molybdenum	—	81.4	—	—	1.43	µg/L	—	—	GELC
MCO-7	39	07/06/06	WG	UF	CS	—	Met	6010	Molybdenum	—	69.5	—	—	2	µg/L	—	—	GELC
MCO-7	39	09/14/05	WG	UF	CS	—	Met	6010	Molybdenum	—	74.6	—	—	2	µg/L	—	—	GELC
MCO-7	39	04/28/05	WG	UF	CS	—	Met	6020	Molybdenum	—	83.3	—	—	0.1	µg/L	—	—	GELC

Table D-1 (continued)

Location	Depth (ft)	Date	Fid Matrix	Fid Prep	Lab Sample Type	Fid QC	Suite	Method	Analyte	Symbol	Result	1-sigma TPU	MDA	MDL	Units	Lab Qual	Indep Qual	Lab
MCO-7	39	09/02/04	WG	UF	CS	FD	Met	6010	Molybdenum	—	82.8	—	—	1.43	µg/L	E	—	GELC
MCO-7	39	09/02/04	WG	UF	CS	—	Met	6010	Molybdenum	—	78.4	—	—	1.43	µg/L	E	—	GELC
MCO-7	39	09/02/04	WG	UF	DUP	—	Met	6010	Molybdenum	—	82.4	—	—	1.43	µg/L	—	—	GELC
MCO-7	39	07/06/06	WG	F	CS	—	Met	6020	Nickel	—	2.4	—	—	0.5	µg/L	—	—	GELC
MCO-7	39	09/14/05	WG	F	CS	—	Met	6020	Nickel	—	3.3	—	—	0.5	µg/L	—	—	GELC
MCO-7	39	04/28/05	WG	F	CS	—	Met	6010	Nickel	—	3.5	—	—	1	µg/L	J	JN-	GELC
MCO-7	39	09/02/04	WG	F	CS	FD	Met	6010	Nickel	<	6.2	—	—	0.69	µg/L	—	U	GELC
MCO-7	39	09/02/04	WG	F	CS	—	Met	6010	Nickel	<	6.2	—	—	0.69	µg/L	—	U	GELC
MCO-7	39	09/02/04	WG	F	DUP	FD	Met	6010	Nickel	—	5.5	—	—	0.69	µg/L	—	—	GELC
MCO-7	39	07/06/06	WG	UF	CS	—	Met	6020	Nickel	—	2.5	—	—	0.5	µg/L	—	—	GELC
MCO-7	39	09/14/05	WG	UF	CS	—	Met	6020	Nickel	—	2.6	—	—	0.5	µg/L	—	—	GELC
MCO-7	39	04/28/05	WG	UF	CS	—	Met	6010	Nickel	—	4.5	—	—	1	µg/L	J	JN-	GELC
MCO-7	39	09/02/04	WG	UF	CS	FD	Met	6010	Nickel	—	7.2	—	—	0.69	µg/L	—	—	GELC
MCO-7	39	09/02/04	WG	UF	CS	—	Met	6010	Nickel	—	6.8	—	—	0.69	µg/L	—	—	GELC

Table D-1 (continued)

Location	Depth (ft)	Date	Fid Matrix	Fid Prep	Lab Sample Type	Fid QC	Suite	Method	Analyte	Symbol	Result	1-sigma TPU	MDA	MDL	Units	Lab Qual	Indep Qual	Lab
MCO-7	39	09/02/04	WG	UF	DUP	—	Met	6010	Nickel	—	6.97	—	—	0.69	µg/L	—	—	GELC
MCO-7	39	07/06/06	WG	F	CS	—	Met	6010	Strontium	—	130	—	—	1	µg/L	—	—	GELC
MCO-7	39	09/14/05	WG	F	CS	—	Met	6010	Strontium	—	139	—	—	1	µg/L	—	—	GELC
MCO-7	39	04/28/05	WG	F	CS	—	Met	6010	Strontium	—	155	—	—	1	µg/L	—	—	GELC
MCO-7	39	09/02/04	WG	F	CS	FD	Met	6010	Strontium	—	159	—	—	0.178	µg/L	—	—	GELC
MCO-7	39	09/02/04	WG	F	CS	—	Met	6010	Strontium	—	158	—	—	0.178	µg/L	—	—	GELC
MCO-7	39	09/02/04	WG	F	DUP	FD	Met	6010	Strontium	—	157	—	—	0.178	µg/L	—	—	GELC
MCO-7	39	07/06/06	WG	UF	CS	—	Met	6010	Strontium	—	139	—	—	1	µg/L	—	—	GELC
MCO-7	39	09/14/05	WG	UF	CS	—	Met	6010	Strontium	—	136	—	—	1	µg/L	—	—	GELC
MCO-7	39	04/28/05	WG	UF	CS	—	Met	6010	Strontium	—	153	—	—	1	µg/L	—	—	GELC
MCO-7	39	09/02/04	WG	UF	CS	FD	Met	6010	Strontium	—	163	—	—	0.178	µg/L	—	—	GELC
MCO-7	39	09/02/04	WG	UF	CS	—	Met	6010	Strontium	—	156	—	—	0.178	µg/L	—	—	GELC
MCO-7	39	09/02/04	WG	UF	DUP	—	Met	6010	Strontium	—	161	—	—	0.178	µg/L	—	—	GELC
MCO-7	39	07/06/06	WG	F	CS	—	Met	6020	Uranium	—	1.7	—	—	0.05	µg/L	—	—	GELC

Table D-1 (continued)

Location	Depth (ft)	Date	Fid Matrix	Fid Prep	Lab Sample Type	Fid QC	Suite	Method	Analyte	Symbol	Result	1-sigma TPU	MDA	MDL	Units	Lab Qual	Indep Qual	Lab
MCO-7	39	09/14/05	WG	F	CS	—	Met	6020	Uranium	—	28.5	—	—	0.05	µg/L	*	—	GELC
MCO-7	39	09/02/04	WG	F	CS	FD	Met	6020	Uranium	—	1.6	—	—	0.02	µg/L	—	—	GELC
MCO-7	39	09/02/04	WG	F	CS	—	Met	6020	Uranium	—	1.5	—	—	0.02	µg/L	—	—	GELC
MCO-7	39	09/02/04	WG	F	DUP	FD	Met	6020	Uranium	—	1.48	—	—	0.02	µg/L	—	—	GELC
MCO-7	39	07/06/06	WG	UF	CS	—	Met	6020	Uranium	—	1.8	—	—	0.05	µg/L	—	—	GELC
MCO-7	39	09/14/05	WG	UF	CS	—	Met	6020	Uranium	—	0.97	—	—	0.05	µg/L	*	—	GELC
MCO-7	39	09/02/04	WG	UF	CS	FD	Met	6020	Uranium	—	1.5	—	—	0.02	µg/L	—	—	GELC
MCO-7	39	09/02/04	WG	UF	CS	—	Met	6020	Uranium	—	1.6	—	—	0.02	µg/L	—	—	GELC
MCO-7	39	09/02/04	WG	UF	DUP	FD	Met	6020	Uranium	—	1.5	—	—	0.02	µg/L	—	—	GELC
MCO-7	39	07/06/06	WG	F	CS	—	Met	6010	Vanadium	—	2.4	—	—	1	µg/L	J	—	GELC
MCO-7	39	09/14/05	WG	F	CS	—	Met	6010	Vanadium	—	3.3	—	—	1	µg/L	J	—	GELC
MCO-7	39	04/28/05	WG	F	CS	—	Met	6010	Vanadium	—	2	—	—	1	µg/L	J	—	GELC
MCO-7	39	09/02/04	WG	F	CS	FD	Met	6010	Vanadium	—	1.8	—	—	0.606	µg/L	J	JN-	GELC
MCO-7	39	09/02/04	WG	F	CS	—	Met	6010	Vanadium	—	2.2	—	—	0.606	µg/L	J	JN-	GELC

Table D-1 (continued)

Location	Depth (ft)	Date	Fid Matrix	Fid Prep	Lab Sample Type	Fid QC	Suite	Method	Analyte	Symbol	Result	1-sigma TPU	MDA	MDL	Units	Lab Qual	Indep Qual	Lab
MCO-7	39	09/02/04	WG	F	DUP	FD	Met	6010	Vanadium	—	3.07	—	—	0.606	µg/L	J	—	GELC
MCO-7	39	07/06/06	WG	UF	CS	—	Met	6010	Vanadium	—	2.9	—	—	1	µg/L	J	—	GELC
MCO-7	39	09/14/05	WG	UF	CS	—	Met	6010	Vanadium	—	3.1	—	—	1	µg/L	J	—	GELC
MCO-7	39	04/28/05	WG	UF	CS	—	Met	6010	Vanadium	—	2	—	—	1	µg/L	J	—	GELC
MCO-7	39	09/02/04	WG	UF	CS	FD	Met	6010	Vanadium	—	3.5	—	—	0.606	µg/L	J	JN-	GELC
MCO-7	39	09/02/04	WG	UF	CS	—	Met	6010	Vanadium	—	2.4	—	—	0.606	µg/L	J	JN-	GELC
MCO-7	39	09/02/04	WG	UF	DUP	—	Met	6010	Vanadium	—	1.41	—	—	0.606	µg/L	J	—	GELC
MCO-7	39	07/06/06	WG	F	CS	—	Met	6010	Zinc	—	2.7	—	—	2	µg/L	J	—	GELC
MCO-7	39	09/14/05	WG	F	CS	—	Met	6010	Zinc	<	6.6	—	—	2	µg/L	J	U	GELC
MCO-7	39	04/28/05	WG	F	CS	—	Met	6010	Zinc	<	2.3	—	—	2	µg/L	J	U	GELC
MCO-7	39	09/02/04	WG	F	CS	FD	Met	6010	Zinc	<	3.9	—	—	0.883	µg/L	J	U	GELC
MCO-7	39	09/02/04	WG	F	CS	—	Met	6010	Zinc	<	3.3	—	—	0.883	µg/L	J	U	GELC
MCO-7	39	09/02/04	WG	F	DUP	FD	Met	6010	Zinc	—	3.68	—	—	0.883	µg/L	J	—	GELC
MCO-7	39	07/06/06	WG	UF	CS	—	Met	6010	Zinc	—	3.7	—	—	2	µg/L	J	—	GELC

Table D-1 (continued)

Location	Depth (ft)	Date	Fid Matrix	Fid Prep	Lab Sample Type	Fid QC	Suite	Method	Analyte	Symbol	Result	1-sigma TPU	MDA	MDL	Units	Lab Qual	Indep Qual	Lab
MCO-7	39	09/14/05	WG	UF	CS	—	Met	6010	Zinc	<	4.7	—	—	2	µg/L	J	U	GELC
MCO-7	39	04/28/05	WG	UF	CS	—	Met	6010	Zinc	<	3.8	—	—	2	µg/L	J	U	GELC
MCO-7	39	09/02/04	WG	UF	CS	FD	Met	6010	Zinc	<	4.8	—	—	0.883	µg/L	J	U	GELC
MCO-7	39	09/02/04	WG	UF	CS	—	Met	6010	Zinc	<	5	—	—	0.883	µg/L	—	U	GELC
MCO-7	39	09/02/04	WG	UF	DUP	—	Met	6010	Zinc	—	4.98	—	—	0.883	µg/L	J	—	GELC
MCO-7	39	07/06/06	WG	F	CS	—	Rad	H300	Americium-241	—	0.0612	0.0234	0.0387	—	pCi/L	—	J	GELC
MCO-7	39	09/14/05	WG	F	CS	—	Rad	H300	Americium-241	—	0.0644	0.0155	0.034	—	pCi/L	—	J	GELC
MCO-7	39	04/28/05	WG	F	CS	—	Rad	H300	Americium-241	—	0.0689	0.0179	0.042	—	pCi/L	—	J	GELC
MCO-7	39	07/06/06	WG	UF	CS	—	Rad	H300	Americium-241	—	0.14	0.0243	0.0313	—	pCi/L	—	—	GELC
MCO-7	39	09/14/05	WG	UF	CS	—	Rad	H300	Americium-241	—	0.043	0.0131	0.0327	—	pCi/L	—	J	GELC
MCO-7	39	04/28/05	WG	UF	CS	—	Rad	H300	Americium-241	—	0.0785	0.0133	0.029	—	pCi/L	—	J	GELC
MCO-7	39	09/02/04	WG	UF	CS	FD	Rad	AS	Americium-241	—	0.233	0.0267	0.034	—	pCi/L	—	J	GELC
MCO-7	39	09/02/04	WG	UF	CS	—	Rad	AS	Americium-241	—	0.215	0.0235	0.03	—	pCi/L	—	—	GELC
MCO-7	39	09/02/04	WG	UF	DUP	—	Rad	AS	Americium-241	—	0.245	0.026	0.03	—	pCi/L	—	—	GELC

Table D-1 (continued)

Location	Depth (ft)	Date	Fid Matrix	Fid Prep	Lab Sample Type	Fid QC	Suite	Method	Analyte	Symbol	Result	1-sigma TPU	MDA	MDL	Units	Lab Qual	Indep Qual	Lab
MCO-7	39	07/06/06	WG	F	CS	—	Rad	901.1	Cesium-137	—	-0.488	1.33	3.61	—	pCi/L	U	U	GELC
MCO-7	39	09/14/05	WG	F	CS	—	Rad	901.1	Cesium-137	—	1.22	1.29	4.3	—	pCi/L	U	U	GELC
MCO-7	39	04/28/05	WG	F	CS	—	Rad	901.1	Cesium-137	—	0.722	0.817	3.06	—	pCi/L	U	U	GELC
MCO-7	39	07/06/06	WG	UF	CS	—	Rad	901.1	Cesium-137	—	0.352	1.58	5.84	—	pCi/L	U	U	GELC
MCO-7	39	09/14/05	WG	UF	CS	—	Rad	901.1	Cesium-137	—	-0.225	0.936	3.3	—	pCi/L	U	U	GELC
MCO-7	39	04/28/05	WG	UF	CS	—	Rad	901.1	Cesium-137	—	1.23	0.756	3.1	—	pCi/L	U	U	GELC
MCO-7	39	09/02/04	WG	UF	CS	FD	Rad	901.1	Cesium-137	—	0.418	1.01	3.7	—	pCi/L	U	U	GELC
MCO-7	39	09/02/04	WG	UF	CS	—	Rad	901.1	Cesium-137	—	6.42	1.53	3.94	—	pCi/L	UI	R	GELC
MCO-7	39	09/02/04	WG	UF	DUP	—	Rad	901.1	Cesium-137	—	16.5	1.37	4.23	—	pCi/L	UI	—	GELC
MCO-7	39	07/06/06	WG	F	CS	—	Rad	901.1	Cobalt-60	—	0.417	1.13	3.83	—	pCi/L	U	U	GELC
MCO-7	39	09/14/05	WG	F	CS	—	Rad	901.1	Cobalt-60	—	0.832	1.32	5.03	—	pCi/L	U	U	GELC
MCO-7	39	04/28/05	WG	F	CS	—	Rad	901.1	Cobalt-60	—	0.0103	0.912	3.39	—	pCi/L	U	U	GELC
MCO-7	39	07/06/06	WG	UF	CS	—	Rad	901.1	Cobalt-60	—	1.21	1.48	5.95	—	pCi/L	U	U	GELC
MCO-7	39	09/14/05	WG	UF	CS	—	Rad	901.1	Cobalt-60	—	-0.985	1.02	3.51	—	pCi/L	U	U	GELC

Table D-1 (continued)

Location	Depth (ft)	Date	Fid Matrix	Fid Prep	Lab Sample Type	Fid QC	Suite	Method	Analyte	Symbol	Result	1-sigma TPU	MDA	MDL	Units	Lab Qual	Indep Qual	Lab
MCO-7	39	04/28/05	WG	UF	CS	—	Rad	901.1	Cobalt-60	—	1.17	1.03	4.06	—	pCi/L	U	U	GELC
MCO-7	39	09/02/04	WG	UF	CS	FD	Rad	901.1	Cobalt-60	—	0.901	0.923	3.85	—	pCi/L	U	U	GELC
MCO-7	39	09/02/04	WG	UF	CS	—	Rad	901.1	Cobalt-60	—	-0.472	0.952	3.46	—	pCi/L	U	U	GELC
MCO-7	39	09/02/04	WG	UF	DUP	—	Rad	901.1	Cobalt-60	—	-0.528	0.635	2.13	—	pCi/L	U	—	GELC
MCO-7	39	07/06/06	WG	F	CS	—	Rad	900	Gross alpha	—	-2.97	0.316	1.13	—	pCi/L	U	R	GELC
MCO-7	39	09/14/05	WG	F	CS	—	Rad	900	Gross alpha	—	1.46	0.755	2.9	—	pCi/L	U	U	GELC
MCO-7	39	04/28/05	WG	F	CS	—	Rad	900	Gross alpha	—	1.6	0.575	1.89	—	pCi/L	U	U	GELC
MCO-7	39	07/06/06	WG	UF	CS	—	Rad	900	Gross alpha	—	0.459	0.717	2.73	—	pCi/L	U	U	GELC
MCO-7	39	09/14/05	WG	UF	CS	—	Rad	900	Gross alpha	—	1.99	0.884	2.29	—	pCi/L	U	U	GELC
MCO-7	39	04/28/05	WG	UF	CS	—	Rad	900	Gross alpha	—	3.21	0.877	2.06	—	pCi/L	—	J	GELC
MCO-7	39	09/02/04	WG	UF	CS	FD	Rad	900	Gross alpha	—	-0.144	0.506	1.78	—	pCi/L	U	U	GELC
MCO-7	39	09/02/04	WG	UF	CS	—	Rad	900	Gross alpha	—	0.417	0.731	2.22	—	pCi/L	U	U	GELC
MCO-7	39	07/06/06	WG	F	CS	—	Rad	900	Gross beta	—	31	2.3	4.66	—	pCi/L	—	—	GELC
MCO-7	39	09/14/05	WG	F	CS	—	Rad	900	Gross beta	—	29.3	1.38	2.72	—	pCi/L	—	—	GELC

Table D-1 (continued)

Location	Depth (ft)	Date	Fid Matrix	Fid Prep	Lab Sample Type	Fid QC	Suite	Method	Analyte	Symbol	Result	1-sigma TPU	MDA	MDL	Units	Lab Qual	Indep Qual	Lab
MCO-7	39	04/28/05	WG	F	CS	—	Rad	900	Gross beta	—	31.5	0.928	1.22	—	pCi/L	—	—	GELC
MCO-7	39	07/06/06	WG	UF	CS	—	Rad	900	Gross beta	—	30.4	2.39	5.1	—	pCi/L	—	—	GELC
MCO-7	39	09/14/05	WG	UF	CS	—	Rad	900	Gross beta	—	24.6	1.27	2.53	—	pCi/L	—	—	GELC
MCO-7	39	04/28/05	WG	UF	CS	—	Rad	900	Gross beta	—	30.2	0.906	1.32	—	pCi/L	—	—	GELC
MCO-7	39	09/02/04	WG	UF	CS	FD	Rad	900	Gross beta	—	10.7	0.942	2.56	—	pCi/L	—	J	GELC
MCO-7	39	09/02/04	WG	UF	CS	—	Rad	900	Gross beta	—	46.2	2.62	2.33	—	pCi/L	—	J	GELC
MCO-7	39	07/06/06	WG	F	CS	—	Rad	901.1	Gross gamma	—	73.2	52.1	221	—	pCi/L	U	U	GELC
MCO-7	39	09/14/05	WG	F	CS	—	Rad	901.1	Gross gamma	—	245	176	579	—	pCi/L	U	U	GELC
MCO-7	39	04/28/05	WG	F	CS	—	Rad	901.1	Gross gamma	—	87.1	147	297	—	pCi/L	U	U	GELC
MCO-7	39	07/06/06	WG	UF	CS	—	Rad	901.1	Gross gamma	—	109	71.2	346	—	pCi/L	U	U	GELC
MCO-7	39	09/14/05	WG	UF	CS	—	Rad	901.1	Gross gamma	—	72.5	90.4	267	—	pCi/L	U	U	GELC
MCO-7	39	04/28/05	WG	UF	CS	—	Rad	901.1	Gross gamma	—	141	111	403	—	pCi/L	U	U	GELC
MCO-7	39	09/02/04	WG	UF	CS	FD	Rad	901.1	Gross gamma	—	79.4	539	326	—	pCi/L	U	U	GELC
MCO-7	39	09/02/04	WG	UF	CS	—	Rad	901.1	Gross gamma	—	118	95	374	—	pCi/L	U	U	GELC

Table D-1 (continued)

Location	Depth (ft)	Date	Fid Matrix	Fid Prep	Lab Sample Type	Fid QC	Suite	Method	Analyte	Symbol	Result	1-sigma TPU	MDA	MDL	Units	Lab Qual	Indep Qual	Lab
MCO-7	39	09/02/04	WG	UF	DUP	—	Rad	901.1	Gross gamma	—	70.5	57.5	235	—	pCi/L	U	—	GELC
MCO-7	39	07/06/06	WG	F	CS	—	Rad	901.1	Neptunium-237	—	14.7	8.48	28.5	—	pCi/L	U	U	GELC
MCO-7	39	09/14/05	WG	F	CS	—	Rad	901.1	Neptunium-237	—	1.25	9.38	30.4	—	pCi/L	U	U	GELC
MCO-7	39	04/28/05	WG	F	CS	—	Rad	901.1	Neptunium-237	—	8.52	7.17	24.9	—	pCi/L	U	U	GELC
MCO-7	39	07/06/06	WG	UF	CS	—	Rad	901.1	Neptunium-237	—	21.4	11.4	42	—	pCi/L	U	U	GELC
MCO-7	39	09/14/05	WG	UF	CS	—	Rad	901.1	Neptunium-237	—	5.6	7.66	27.2	—	pCi/L	U	U	GELC
MCO-7	39	04/28/05	WG	UF	CS	—	Rad	901.1	Neptunium-237	—	3.29	8.04	27.7	—	pCi/L	U	U	GELC
MCO-7	39	09/02/04	WG	UF	CS	FD	Rad	901.1	Neptunium-237	—	9.56	9.34	32.1	—	pCi/L	U	U	GELC
MCO-7	39	09/02/04	WG	UF	CS	—	Rad	901.1	Neptunium-237	—	-11.7	8.85	28.6	—	pCi/L	U	U	GELC
MCO-7	39	09/02/04	WG	UF	DUP	—	Rad	901.1	Neptunium-237	—	3.32	4.54	15	—	pCi/L	U	—	GELC
MCO-7	39	07/06/06	WG	F	CS	—	Rad	H300	Plutonium-238	—	0.00226	0.0113	0.0217	—	pCi/L	U	U	GELC
MCO-7	39	09/14/05	WG	F	CS	—	Rad	H300	Plutonium-238	—	0.0229	0.011	0.0365	—	pCi/L	U	U	GELC
MCO-7	39	04/28/05	WG	F	CS	—	Rad	H300	Plutonium-238	—	0.0184	0.0073	0.048	—	pCi/L	U	U	GELC
MCO-7	39	07/06/06	WG	UF	CS	—	Rad	H300	Plutonium-238	—	-0.00534	0.00958	0.0171	—	pCi/L	U	U	GELC

Table D-1 (continued)

Location	Depth (ft)	Date	Fid Matrix	Fid Prep	Lab Sample Type	Fid QC	Suite	Method	Analyte	Symbol	Result	1-sigma TPU	MDA	MDL	Units	Lab Qual	Indep Qual	Lab
MCO-7	39	09/14/05	WG	UF	CS	—	Rad	H300	Plutonium-238	—	0.00905	0.00702	0.0376	—	pCi/L	U	U	GELC
MCO-7	39	04/28/05	WG	UF	CS	—	Rad	H300	Plutonium-238	—	-0.0225	0.0187	0.058	—	pCi/L	U	U	GELC
MCO-7	39	09/02/04	WG	UF	CS	FD	Rad	AS	Plutonium-238	—	0.0111	0.00693	0.029	—	pCi/L	U	U	GELC
MCO-7	39	09/02/04	WG	UF	CS	—	Rad	AS	Plutonium-238	—	4.02E-09	0.0149	0.033	—	pCi/L	U	U	GELC
MCO-7	39	07/06/06	WG	F	CS	—	Rad	H300	Plutonium-239/240	—	0.0136	0.00784	0.0253	—	pCi/L	U	U	GELC
MCO-7	39	09/14/05	WG	F	CS	—	Rad	H300	Plutonium-239/240	—	0.00352	0.00825	0.0309	—	pCi/L	U	U	GELC
MCO-7	39	04/28/05	WG	F	CS	—	Rad	H300	Plutonium-239/240	—	0.0161	0.00692	0.04	—	pCi/L	U	U	GELC
MCO-7	39	07/06/06	WG	UF	CS	—	Rad	H300	Plutonium-239/240	—	-0.0142	0.00873	0.0199	—	pCi/L	U	U	GELC
MCO-7	39	09/14/05	WG	UF	CS	—	Rad	H300	Plutonium-239/240	—	0.0109	0.00678	0.0317	—	pCi/L	U	U	GELC
MCO-7	39	04/28/05	WG	UF	CS	—	Rad	H300	Plutonium-239/240	—	0.00563	0.00797	0.049	—	pCi/L	U	U	GELC
MCO-7	39	09/02/04	WG	UF	CS	FD	Rad	AS	Plutonium-239/240	—	0.00555	0.0049	0.03	—	pCi/L	U	U	GELC
MCO-7	39	09/02/04	WG	UF	CS	—	Rad	AS	Plutonium-239/240	—	-0.0105	0.00918	0.034	—	pCi/L	U	U	GELC
MCO-7	39	07/06/06	WG	F	CS	—	Rad	901.1	Potassium-40	—	43.2	16.5	36.9	—	pCi/L	—	J	GELC
MCO-7	39	09/14/05	WG	F	CS	—	Rad	901.1	Potassium-40	—	23.9	21.7	35.9	—	pCi/L	U	U	GELC

Table D-1 (continued)

Location	Depth (ft)	Date	Fid Matrix	Fid Prep	Lab Sample Type	Fid QC	Suite	Method	Analyte	Symbol	Result	1-sigma TPU	MDA	MDL	Units	Lab Qual	Indep Qual	Lab
MCO-7	39	04/28/05	WG	F	CS	—	Rad	901.1	Potassium-40	—	27.6	12.6	49.9	—	pCi/L	U	U	GELC
MCO-7	39	07/06/06	WG	UF	CS	—	Rad	901.1	Potassium-40	—	10.4	29.9	50.4	—	pCi/L	U	U	GELC
MCO-7	39	09/14/05	WG	UF	CS	—	Rad	901.1	Potassium-40	—	44.4	18.9	38	—	pCi/L	—	J	GELC
MCO-7	39	04/28/05	WG	UF	CS	—	Rad	901.1	Potassium-40	—	41.9	13.7	55.9	—	pCi/L	U	U	GELC
MCO-7	39	09/02/04	WG	UF	CS	FD	Rad	901.1	Potassium-40	—	34.6	17.2	36.7	—	pCi/L	U	U	GELC
MCO-7	39	09/02/04	WG	UF	CS	—	Rad	901.1	Potassium-40	—	45	11.9	52	—	pCi/L	U	U	GELC
MCO-7	39	09/02/04	WG	UF	DUP	—	Rad	901.1	Potassium-40	—	13.4	16.2	20	—	pCi/L	U	—	GELC
MCO-7	39	07/06/06	WG	F	CS	—	Rad	901.1	Sodium-22	—	0.848	1.17	4.05	—	pCi/L	U	U	GELC
MCO-7	39	09/14/05	WG	F	CS	—	Rad	901.1	Sodium-22	—	3.49	1.28	5.43	—	pCi/L	U	U	GELC
MCO-7	39	04/28/05	WG	F	CS	—	Rad	901.1	Sodium-22	—	5.11	1.6	3.34	—	pCi/L	UI	R	GELC
MCO-7	39	07/06/06	WG	UF	CS	—	Rad	901.1	Sodium-22	—	5.27	1.96	4.41	—	pCi/L	UI	R	GELC
MCO-7	39	09/14/05	WG	UF	CS	—	Rad	901.1	Sodium-22	—	2.28	0.997	4.25	—	pCi/L	U	U	GELC
MCO-7	39	04/28/05	WG	UF	CS	—	Rad	901.1	Sodium-22	—	4.1	1.88	3.44	—	pCi/L	UI	R	GELC
MCO-7	39	09/02/04	WG	UF	CS	FD	Rad	901.1	Sodium-22	—	3.19	1.32	5.51	—	pCi/L	U	U	GELC

Table D-1 (continued)

Location	Depth (ft)	Date	Fid Matrix	Fid Prep	Lab Sample Type	Fid QC	Suite	Method	Analyte	Symbol	Result	1-sigma TPU	MDA	MDL	Units	Lab Qual	Indep Qual	Lab
MCO-7	39	09/02/04	WG	UF	CS	—	Rad	901.1	Sodium-22	—	3.91	1.78	3.83	—	pCi/L	UI	R	GELC
MCO-7	39	09/02/04	WG	UF	DUP	—	Rad	901.1	Sodium-22	—	5.33	1.25	2.1	—	pCi/L	UI	—	GELC
MCO-7	39	07/06/06	WG	F	CS	—	Rad	905.0	Strontium-90	—	0.174	0.0839	0.311	—	pCi/L	U	U	GELC
MCO-7	39	09/14/05	WG	F	CS	—	Rad	905.0	Strontium-90	—	0.428	0.0737	0.226	—	pCi/L	—	J	GELC
MCO-7	39	04/28/05	WG	F	CS	—	Rad	905.0	Strontium-90	—	1.33	0.133	0.373	—	pCi/L	—	—	GELC
MCO-7	39	07/06/06	WG	UF	CS	—	Rad	905.0	Strontium-90	—	1.81	0.219	0.624	—	pCi/L	—	J	GELC
MCO-7	39	09/14/05	WG	UF	CS	—	Rad	905.0	Strontium-90	—	0.678	0.0918	0.253	—	pCi/L	—	J	GELC
MCO-7	39	04/28/05	WG	UF	CS	—	Rad	905.0	Strontium-90	—	1.83	0.131	0.307	—	pCi/L	—	—	GELC
MCO-7	39	09/02/04	WG	UF	CS	FD	Rad	GFPC	Strontium-90	—	1.67	0.234	0.303	—	pCi/L	—	—	GELC
MCO-7	39	09/02/04	WG	UF	CS	—	Rad	GFPC	Strontium-90	—	1.72	0.217	0.246	—	pCi/L	—	—	GELC
MCO-7	39	09/02/04	WG	UF	DUP	—	Rad	GFPC	Strontium-90	—	1.71	0.233	0.294	—	pCi/L	—	—	GELC
MCO-7	39	07/06/06	WG	UF	CS	—	Rad	906.0	Tritium	—	1300	83.5	225	—	pCi/L	—	—	GELC
MCO-7	39	09/14/05	WG	UF	CS	—	Rad	906.0	Tritium	—	2460	114	229	—	pCi/L	—	—	GELC
MCO-7	39	04/28/05	WG	UF	CS	—	Rad	906.0	Tritium	—	3710	130	220	—	pCi/L	—	—	GELC

Table D-1 (continued)

Location	Depth (ft)	Date	Fid Matrix	Fid Prep	Lab Sample Type	Fid QC	Suite	Method	Analyte	Symbol	Result	1-sigma TPU	MDA	MDL	Units	Lab Qual	Indep Qual	Lab
MCO-7	39	04/28/05	WG	UF	CS	—	Rad	LLEE	Tritium	—	3764.54 7	121.334	0.2873 7	—	pCi/L	—	—	UMTL
MCO-7	39	09/02/04	WG	UF	CS	FD	Rad	906.0	Tritium	—	5580	130	145	—	pCi/L	—	—	GELC
MCO-7	39	09/02/04	WG	UF	CS	—	Rad	906.0	Tritium	—	5310	135	165	—	pCi/L	—	—	GELC
MCO-7	39	07/06/06	WG	F	CS	—	Rad	H300	Uranium-234	—	0.595	0.0993	0.21	—	pCi/L	—	J	GELC
MCO-7	39	09/14/05	WG	F	CS	—	Rad	H300	Uranium-234	—	0.406	0.0393	0.0842	—	pCi/L	—	—	GELC
MCO-7	39	04/28/05	WG	F	CS	—	Rad	H300	Uranium-234	—	0.774	0.0593	0.079	—	pCi/L	—	—	GELC
MCO-7	39	07/06/06	WG	UF	CS	—	Rad	H300	Uranium-234	—	0.731	0.0977	0.196	—	pCi/L	—	—	GELC
MCO-7	39	09/14/05	WG	UF	CS	—	Rad	H300	Uranium-234	—	0.365	0.0382	0.087	—	pCi/L	—	—	GELC
MCO-7	39	04/28/05	WG	UF	CS	—	Rad	H300	Uranium-234	—	0.776	0.059	0.08	—	pCi/L	—	—	GELC
MCO-7	39	09/02/04	WG	UF	CS	FD	Rad	AS	Uranium-234	—	0.658	0.0438	0.06	—	pCi/L	—	J	GELC
MCO-7	39	09/02/04	WG	UF	CS	—	Rad	AS	Uranium-234	—	0.607	0.0407	0.054	—	pCi/L	—	—	GELC
MCO-7	39	09/02/04	WG	UF	DUP	—	Rad	AS	Uranium-234	—	0.567	0.0397	0.056	—	pCi/L	—	—	GELC
MCO-7	39	07/06/06	WG	F	CS	—	Rad	H300	Uranium-235/236	—	-0.0872	0.0673	0.177	—	pCi/L	U	U	GELC
MCO-7	39	09/14/05	WG	F	CS	—	Rad	H300	Uranium-235/236	—	0.0375	0.0134	0.0634	—	pCi/L	U	U	GELC

Table D-1 (continued)

Location	Depth (ft)	Date	Fid Matrix	Fid Prep	Lab Sample Type	Fid QC	Suite	Method	Analyte	Symbol	Result	1-sigma TPU	MDA	MDL	Units	Lab Qual	Indep Qual	Lab
MCO-7	39	04/28/05	WG	F	CS	—	Rad	H300	Uranium-235/236	—	0.0886	0.0166	0.048	—	pCi/L	—	J	GELC
MCO-7	39	07/06/06	WG	UF	CS	—	Rad	H300	Uranium-235/236	—	0.174	0.046	0.165	—	pCi/L	—	J	GELC
MCO-7	39	09/14/05	WG	UF	CS	—	Rad	H300	Uranium-235/236	—	0.0211	0.015	0.0655	—	pCi/L	U	U	GELC
MCO-7	39	04/28/05	WG	UF	CS	—	Rad	H300	Uranium-235/236	—	0.0341	0.0116	0.049	—	pCi/L	U	U	GELC
MCO-7	39	09/02/04	WG	UF	CS	FD	Rad	AS	Uranium-235/236	—	0.0459	0.00993	0.039	—	pCi/L	—	J	GELC
MCO-7	39	09/02/04	WG	UF	CS	—	Rad	AS	Uranium-235/236	—	0.0414	0.0101	0.035	—	pCi/L	—	J	GELC
MCO-7	39	09/02/04	WG	UF	DUP	—	Rad	AS	Uranium-235/236	—	0.0432	0.0101	0.036	—	pCi/L	—	—	GELC
MCO-7	39	07/06/06	WG	F	CS	—	Rad	H300	Uranium-238	—	0.393	0.0845	0.224	—	pCi/L	—	J	GELC
MCO-7	39	09/14/05	WG	F	CS	—	Rad	H300	Uranium-238	—	0.284	0.0321	0.0596	—	pCi/L	—	—	GELC
MCO-7	39	04/28/05	WG	F	CS	—	Rad	H300	Uranium-238	—	0.597	0.0491	0.056	—	pCi/L	—	—	GELC
MCO-7	39	07/06/06	WG	UF	CS	—	Rad	H300	Uranium-238	—	0.544	0.0825	0.208	—	pCi/L	—	J	GELC
MCO-7	39	09/14/05	WG	UF	CS	—	Rad	H300	Uranium-238	—	0.336	0.036	0.0616	—	pCi/L	—	—	GELC
MCO-7	39	04/28/05	WG	UF	CS	—	Rad	H300	Uranium-238	—	0.617	0.0511	0.056	—	pCi/L	—	—	GELC
MCO-7	39	09/02/04	WG	UF	CS	FD	Rad	AS	Uranium-238	—	0.575	0.0399	0.042	—	pCi/L	—	J	GELC

Table D-1 (continued)

Location	Depth (ft)	Date	Fid Matrix	Fid Prep	Lab Sample Type	Fid QC	Suite	Method	Analyte	Symbol	Result	1-sigma TPU	MDA	MDL	Units	Lab Qual	Indep Qual	Lab
MCO-7	39	09/02/04	WG	UF	CS	—	Rad	AS	Uranium-238	—	0.529	0.0365	0.038	—	pCi/L	—	—	GELC
MCO-7	39	09/02/04	WG	UF	DUP	—	Rad	AS	Uranium-238	—	0.504	0.0364	0.04	—	pCi/L	—	—	GELC
MCO-7.5	35	07/10/06	WG	F	CS	—	Inorg	310.1	Alkalinity-CO3+HCO3	—	135	—	—	0.725	mg/L	—	—	GELC
MCO-7.5	35	09/13/05	WG	F	CS	—	Inorg	310.1	Alkalinity-CO3+HCO3	—	113	—	—	1.45	mg/L	—	—	GELC
MCO-7.5	35	07/07/03	WG	F	CS	—	Inorg	310.1	Alkalinity-CO3+HCO3	—	138	—	—	1.45	mg/L	—	—	GELC
MCO-7.5	35	08/07/01	WG	F	CS	—	Inorg	310.1	Alkalinity-CO3+HCO3	—	139	—	—	0.725	mg/L	—	—	GELC
MCO-7.5	35	07/10/06	WG	UF	CS	—	Inorg	310.1	Alkalinity-CO3+HCO3	—	138	—	—	0.725	mg/L	—	—	GELC
MCO-7.5	35	09/13/05	WG	UF	CS	—	Inorg	310.1	Alkalinity-CO3+HCO3	—	116	—	—	1.45	mg/L	—	—	GELC
MCO-7.5	35	07/10/06	WG	F	CS	—	Inorg	6010	Calcium	—	17.8	—	—	0.036	mg/L	—	—	GELC
MCO-7.5	35	09/13/05	WG	F	CS	—	Inorg	6010	Calcium	—	15.6	—	—	0.036	mg/L	—	—	GELC
MCO-7.5	35	04/28/05	WG	F	CS	—	Inorg	6010	Calcium	—	21.5	—	—	0.036	mg/L	—	—	GELC
MCO-7.5	35	07/07/03	WG	F	CS	—	Inorg	6010	Calcium	—	16.5	—	—	0.00554	mg/L	—	—	GELC
MCO-7.5	35	07/10/06	WG	UF	CS	—	Inorg	6010	Calcium	—	17.6	—	—	0.036	mg/L	—	—	GELC
MCO-7.5	35	09/13/05	WG	UF	CS	—	Inorg	6010	Calcium	—	16.3	—	—	0.036	mg/L	—	—	GELC

Table D-1 (continued)

Location	Depth (ft)	Date	Fid Matrix	Fid Prep	Lab Sample Type	Fid QC	Suite	Method	Analyte	Symbol	Result	1-sigma TPU	MDA	MDL	Units	Lab Qual	Indep Qual	Lab
MCO-7.5	35	04/28/05	WG	UF	CS	—	Inorg	6010	Calcium	—	21.2	—	—	0.036	mg/L	—	—	GELC
MCO-7.5	35	08/07/01	WG	UF	DUP	—	Inorg	6010	Calcium	—	18.8	—	—	0.0375	mg/L	—	—	GELC
MCO-7.5	35	07/10/06	WG	UF	CS	—	Inorg	410.4	Chemical Oxygen Demand	—	17.3	—	—	0.89	mg/L	—	—	GELC
MCO-7.5	35	07/10/06	WG	F	CS	—	Inorg	300	Chloride	—	36.4	—	—	0.33	mg/L	—	—	GELC
MCO-7.5	35	09/13/05	WG	F	CS	—	Inorg	300	Chloride	—	31	—	—	0.106	mg/L	—	—	GELC
MCO-7.5	35	04/28/05	WG	F	CS	—	Inorg	300	Chloride	—	31	—	—	0.265	mg/L	—	—	GELC
MCO-7.5	35	07/07/03	WG	F	CS	—	Inorg	300	Chloride	—	22	—	—	0.0644	mg/L	—	—	GELC
MCO-7.5	35	07/07/03	WG	F	DUP	—	Inorg	300	Chloride	—	21.5	—	—	0.0644	mg/L	—	—	GELC
MCO-7.5	35	07/10/06	WG	UF	CS	—	Inorg	300	Chloride	—	35.7	—	—	0.33	mg/L	—	—	GELC
MCO-7.5	35	09/13/05	WG	UF	CS	—	Inorg	300	Chloride	—	30.7	—	—	0.265	mg/L	—	—	GELC
MCO-7.5	35	04/28/05	WG	UF	CS	—	Inorg	300	Chloride	—	38.3	—	—	0.265	mg/L	—	—	GELC
MCO-7.5	35	07/10/06	WG	F	CS	—	Inorg	300	Fluoride	—	1.42	—	—	0.033	mg/L	—	—	GELC
MCO-7.5	35	09/13/05	WG	F	CS	—	Inorg	300	Fluoride	—	1.77	—	—	0.03	mg/L	—	—	GELC
MCO-7.5	35	04/28/05	WG	F	CS	—	Inorg	300	Fluoride	—	1.53	—	—	0.03	mg/L	—	—	GELC

Table D-1 (continued)

Location	Depth (ft)	Date	Fid Matrix	Fid Prep	Lab Sample Type	Fid QC	Suite	Method	Analyte	Symbol	Result	1-sigma TPU	MDA	MDL	Units	Lab Qual	Indep Qual	Lab
MCO-7.5	35	07/07/03	WG	F	CS	—	Inorg	300	Fluoride	—	1.58	—	—	0.0553	mg/L	—	—	GELC
MCO-7.5	35	07/07/03	WG	F	DUP	—	Inorg	300	Fluoride	—	1.61	—	—	0.0553	mg/L	—	—	GELC
MCO-7.5	35	07/10/06	WG	UF	CS	—	Inorg	300	Fluoride	—	1.43	—	—	0.033	mg/L	—	—	GELC
MCO-7.5	35	09/13/05	WG	UF	CS	—	Inorg	300	Fluoride	—	1.78	—	—	0.03	mg/L	—	—	GELC
MCO-7.5	35	04/28/05	WG	UF	CS	—	Inorg	300	Fluoride	—	1.59	—	—	0.03	mg/L	—	—	GELC
MCO-7.5	35	07/10/06	WG	F	CS	—	Inorg	A2340	Hardness	—	62.6	—	—	0.085	mg/L	—	—	GELC
MCO-7.5	35	09/13/05	WG	F	CS	—	Inorg	A2340	Hardness	—	55.7	—	—	0.085	mg/L	—	—	GELC
MCO-7.5	35	04/28/05	WG	F	CS	—	Inorg	A2340	Hardness	—	75.6	—	—	0.085	mg/L	—	—	GELC
MCO-7.5	35	07/07/03	WG	F	CS	—	Inorg	200.7	Hardness	—	58.7	—	—	0.00554	mg/L	—	—	GELC
MCO-7.5	35	07/10/06	WG	UF	CS	—	Inorg	A2340	Hardness	—	61.9	—	—	0.085	mg/L	—	—	GELC
MCO-7.5	35	09/13/05	WG	UF	CS	—	Inorg	A2340	Hardness	—	58.3	—	—	0.085	mg/L	—	—	GELC
MCO-7.5	35	04/28/05	WG	UF	CS	—	Inorg	A2340	Hardness	—	74.6	—	—	0.085	mg/L	—	—	GELC
MCO-7.5	35	07/10/06	WG	F	CS	—	Inorg	6010	Magnesium	—	4.41	—	—	0.085	mg/L	—	—	GELC
MCO-7.5	35	09/13/05	WG	F	CS	—	Inorg	6010	Magnesium	—	4.04	—	—	0.085	mg/L	—	—	GELC

Table D-1 (continued)

Location	Depth (ft)	Date	Fid Matrix	Fid Prep	Lab Sample Type	Fid QC	Suite	Method	Analyte	Symbol	Result	1-sigma TPU	MDA	MDL	Units	Lab Qual	Indep Qual	Lab
MCO-7.5	35	04/28/05	WG	F	CS	—	Inorg	6010	Magnesium	—	5.32	—	—	0.085	mg/L	—	—	GELC
MCO-7.5	35	07/07/03	WG	F	CS	—	Inorg	6010	Magnesium	—	4.25	—	—	0.00518	mg/L	—	—	GELC
MCO-7.5	35	07/10/06	WG	UF	CS	—	Inorg	6010	Magnesium	—	4.37	—	—	0.085	mg/L	—	—	GELC
MCO-7.5	35	09/13/05	WG	UF	CS	—	Inorg	6010	Magnesium	—	4.29	—	—	0.085	mg/L	—	—	GELC
MCO-7.5	35	04/28/05	WG	UF	CS	—	Inorg	6010	Magnesium	—	5.29	—	—	0.085	mg/L	—	—	GELC
MCO-7.5	35	08/07/01	WG	UF	DUP	—	Inorg	6010	Magnesium	—	4.64	—	—	0.00449	mg/L	—	—	GELC
MCO-7.5	35	07/10/06	WG	F	CS	—	Inorg	353.1	Nitrate-Nitrite as N	—	2.35	—	—	0.014	mg/L	—	—	GELC
MCO-7.5	35	09/13/05	WG	F	CS	—	Inorg	353.1	Nitrate-Nitrite as N	—	1.39	—	—	0.17	mg/L	—	—	GELC
MCO-7.5	35	04/28/05	WG	F	CS	—	Inorg	353.1	Nitrate-Nitrite as N	—	3.38	—	—	0.003	mg/L	—	—	GELC
MCO-7.5	35	07/07/03	WG	F	CS	—	Inorg	353.1	Nitrate-Nitrite as N	—	7.85	—	—	0.05	mg/L	—	—	GELC
MCO-7.5	35	07/10/06	WG	UF	CS	—	Inorg	353.1	Nitrate-Nitrite as N	—	2.18	—	—	0.014	mg/L	—	—	GELC
MCO-7.5	35	07/10/06	WG	F	CS	—	Inorg	6850	Perchlorate	—	35	—	—	2.5	µg/L	—	J	GELC
MCO-7.5	35	07/10/06	WG	F	CS	—	Inorg	314.0	Perchlorate	—	34.1	—	—	4	µg/L	—	—	GELC
MCO-7.5	35	09/13/05	WG	F	CS	—	Inorg	314.0	Perchlorate	—	33.7	—	—	4	µg/L	—	—	GELC

Table D-1 (continued)

Location	Depth (ft)	Date	Fid Matrix	Fid Prep	Lab Sample Type	Fid QC	Suite	Method	Analyte	Symbol	Result	1-sigma TPU	MDA	MDL	Units	Lab Qual	Indep Qual	Lab
MCO-7.5	35	09/13/05	WG	F	CS	—	Inorg	6850	Perchlorate	—	34.9	—	—	5	µg/L	—	—	GELC
MCO-7.5	35	04/28/05	WG	F	CS	—	Inorg	314.0	Perchlorate	—	66.3	—	—	4	µg/L	—	—	GELC
MCO-7.5	35	04/28/05	WG	F	CS	—	Inorg	6850	Perchlorate	—	58	—	—	5	µg/L	—	—	GELC
MCO-7.5	35	07/07/03	WG	UF	CS	—	Inorg	314.0	Perchlorate	—	148	—	—	4.94	µg/L	—	—	GELC
MCO-7.5	35	08/07/01	WG	UF	DUP	—	Inorg	314.0	Perchlorate	—	204	—	—	4.79	µg/L	—	—	GELC
MCO-7.5	35	07/10/06	WG	F	CS	—	Inorg	6010	Potassium	—	8.49	—	—	0.05	mg/L	—	—	GELC
MCO-7.5	35	09/13/05	WG	F	CS	—	Inorg	6010	Potassium	—	11.9	—	—	0.05	mg/L	—	—	GELC
MCO-7.5	35	04/28/05	WG	F	CS	—	Inorg	6010	Potassium	—	13.9	—	—	0.05	mg/L	—	—	GELC
MCO-7.5	35	07/07/03	WG	F	CS	—	Inorg	6010	Potassium	—	7.07	—	—	0.0165	mg/L	—	—	GELC
MCO-7.5	35	07/10/06	WG	UF	CS	—	Inorg	6010	Potassium	—	8.48	—	—	0.05	mg/L	—	—	GELC
MCO-7.5	35	09/13/05	WG	UF	CS	—	Inorg	6010	Potassium	—	11.8	—	—	0.05	mg/L	—	—	GELC
MCO-7.5	35	04/28/05	WG	UF	CS	—	Inorg	6010	Potassium	—	13.3	—	—	0.05	mg/L	—	—	GELC
MCO-7.5	35	08/07/01	WG	UF	DUP	—	Inorg	6010	Potassium	—	11.5	—	—	0.00707	mg/L	—	—	GELC
MCO-7.5	35	07/10/06	WG	F	CS	—	Inorg	6010	Silicon Dioxide	—	34.8	—	—	0.032	mg/L	—	—	GELC

Table D-1 (continued)

Location	Depth (ft)	Date	Fid Matrix	Fid Prep	Lab Sample Type	Fid QC	Suite	Method	Analyte	Symbol	Result	1-sigma TPU	MDA	MDL	Units	Lab Qual	Indep Qual	Lab
MCO-7.5	35	09/13/05	WG	F	CS	—	Inorg	6010	Silicon Dioxide	—	44.8	—	—	0.032	mg/L	—	—	GELC
MCO-7.5	35	04/28/05	WG	F	CS	—	Inorg	6010	Silicon Dioxide	—	34.6	—	—	0.032	mg/L	—	—	GELC
MCO-7.5	35	07/07/03	WG	F	CS	—	Inorg	6010	Silicon Dioxide	—	34.9	—	—	0.0212	mg/L	—	—	GELC
MCO-7.5	35	07/10/06	WG	UF	CS	—	Inorg	6010	Silicon Dioxide	—	34.7	—	—	0.032	mg/L	—	—	GELC
MCO-7.5	35	09/13/05	WG	UF	CS	—	Inorg	6010	Silicon Dioxide	—	47.3	—	—	0.032	mg/L	—	—	GELC
MCO-7.5	35	04/28/05	WG	UF	CS	—	Inorg	6010	Silicon Dioxide	—	34.4	—	—	0.032	mg/L	—	—	GELC
MCO-7.5	35	07/07/03	WG	UF	CS	—	Inorg	6010	Silicon Dioxide	—	39.8	—	—	0.0212	mg/L	—	—	GELC
MCO-7.5	35	07/10/06	WG	F	CS	—	Inorg	6010	Sodium	—	69.5	—	—	0.045	mg/L	—	—	GELC
MCO-7.5	35	09/13/05	WG	F	CS	—	Inorg	6010	Sodium	—	69.4	—	—	0.045	mg/L	—	—	GELC
MCO-7.5	35	04/28/05	WG	F	CS	—	Inorg	6010	Sodium	—	83.5	—	—	0.045	mg/L	—	—	GELC
MCO-7.5	35	07/07/03	WG	F	CS	—	Inorg	6010	Sodium	—	79.5	—	—	0.0144	mg/L	—	—	GELC
MCO-7.5	35	07/10/06	WG	UF	CS	—	Inorg	6010	Sodium	—	70.5	—	—	0.045	mg/L	—	—	GELC
MCO-7.5	35	09/13/05	WG	UF	CS	—	Inorg	6010	Sodium	—	71.5	—	—	0.045	mg/L	—	—	GELC
MCO-7.5	35	04/28/05	WG	UF	CS	—	Inorg	6010	Sodium	—	83.2	—	—	0.045	mg/L	—	—	GELC

Table D-1 (continued)

Location	Depth (ft)	Date	Fid Matrix	Fid Prep	Lab Sample Type	Fid QC	Suite	Method	Analyte	Symbol	Result	1-sigma TPU	MDA	MDL	Units	Lab Qual	Indep Qual	Lab
MCO-7.5	35	08/07/01	WG	UF	DUP	—	Inorg	6010	Sodium	—	80.6	—	—	0.00813	mg/L	—	—	GELC
MCO-7.5	35	07/10/06	WG	F	CS	—	Inorg	120.1	Specific Conductance	—	445	—	—	1	uS/cm	—	—	GELC
MCO-7.5	35	09/13/05	WG	F	CS	—	Inorg	120.1	Specific Conductance	—	389	—	—	1	uS/cm	—	—	GELC
MCO-7.5	35	04/28/05	WG	F	CS	—	Inorg	9050	Specific Conductance	—	508	—	—	1	uS/cm	—	—	GELC
MCO-7.5	35	07/07/03	WG	F	CS	—	Inorg	9050	Specific Conductance	—	485	—	—	1	uS/cm	—	—	GELC
MCO-7.5	35	07/10/06	WG	UF	CS	—	Inorg	120.1	Specific Conductance	—	445	—	—	1	uS/cm	—	—	GELC
MCO-7.5	35	09/13/05	WG	UF	CS	—	Inorg	120.1	Specific Conductance	—	447	—	—	1	uS/cm	—	—	GELC
MCO-7.5	35	04/28/05	WG	UF	CS	—	Inorg	9050	Specific Conductance	—	513	—	—	1	uS/cm	—	—	GELC
MCO-7.5	35	07/10/06	WG	F	CS	—	Inorg	300	Sulfate	—	18.1	—	—	0.1	mg/L	—	—	GELC
MCO-7.5	35	09/13/05	WG	F	CS	—	Inorg	300	Sulfate	—	18.9	—	—	0.057	mg/L	—	—	GELC
MCO-7.5	35	04/28/05	WG	F	CS	—	Inorg	300	Sulfate	—	33.3	—	—	0.057	mg/L	—	—	GELC
MCO-7.5	35	07/07/03	WG	F	CS	—	Inorg	300	Sulfate	—	36	—	—	0.193	mg/L	—	—	GELC
MCO-7.5	35	07/07/03	WG	F	DUP	—	Inorg	300	Sulfate	—	36.2	—	—	0.193	mg/L	—	—	GELC
MCO-7.5	35	07/10/06	WG	UF	CS	—	Inorg	300	Sulfate	—	18.1	—	—	0.1	mg/L	—	—	GELC

Table D-1 (continued)

Location	Depth (ft)	Date	Fid Matrix	Fid Prep	Lab Sample Type	Fid QC	Suite	Method	Analyte	Symbol	Result	1-sigma TPU	MDA	MDL	Units	Lab Qual	Indep Qual	Lab
MCO-7.5	35	09/13/05	WG	UF	CS	—	Inorg	300	Sulfate	—	20.2	—	—	0.057	mg/L	—	—	GELC
MCO-7.5	35	04/28/05	WG	UF	CS	—	Inorg	300	Sulfate	—	33.4	—	—	0.057	mg/L	—	—	GELC
MCO-7.5	35	07/10/06	WG	UF	CS	—	Inorg	160.2	Suspended Sediment Concentration	—	11.8	—	—	1.27	mg/L	—	—	GELC
MCO-7.5	35	09/13/05	WG	UF	CS	—	Inorg	160.2	Suspended Sediment Concentration	<	1.14	—	—	1.14	mg/L	U	—	GELC
MCO-7.5	35	04/28/05	WG	UF	CS	—	Inorg	160.2	Suspended Sediment Concentration	<	1.14	—	—	1.14	mg/L	U	—	GELC
MCO-7.5	35	07/07/03	WG	UF	CS	—	Inorg	160.2	Suspended Sediment Concentration	—	43.2	—	—	0.764	mg/L	—	—	GELC
MCO-7.5	35	07/10/06	WG	F	CS	—	Inorg	160.1	Total Dissolved Solids	—	290	—	—	2.38	mg/L	—	—	GELC
MCO-7.5	35	09/13/05	WG	F	CS	—	Inorg	160.1	Total Dissolved Solids	—	272	—	—	2.38	mg/L	—	—	GELC
MCO-7.5	35	04/28/05	WG	F	CS	—	Inorg	160.1	Total Dissolved Solids	—	319	—	—	2.38	mg/L	—	—	GELC
MCO-7.5	35	07/07/03	WG	F	CS	—	Inorg	160.1	Total Dissolved Solids	—	292	—	—	3.07	mg/L	—	—	GELC
MCO-7.5	35	07/10/06	WG	UF	CS	—	Inorg	160.1	Total Dissolved Solids	—	294	—	—	2.38	mg/L	—	—	GELC
MCO-7.5	35	09/13/05	WG	UF	CS	—	Inorg	160.1	Total Dissolved Solids	—	288	—	—	2.38	mg/L	—	—	GELC

Table D-1 (continued)

Location	Depth (ft)	Date	Fid Matrix	Fid Prep	Lab Sample Type	Fid QC	Suite	Method	Analyte	Symbol	Result	1-sigma TPU	MDA	MDL	Units	Lab Qual	Indep Qual	Lab
MCO-7.5	35	04/28/05	WG	UF	CS	—	Inorg	160.1	Total Dissolved Solids	—	326	—	—	2.38	mg/L	—	—	GELC
MCO-7.5	35	07/10/06	WG	F	CS	—	Inorg	351.2	Total Kjeldahl Nitrogen	—	0.059	—	—	0.01	mg/L	J	J-	GELC
MCO-7.5	35	07/10/06	WG	UF	CS	—	Inorg	351.2	Total Kjeldahl Nitrogen	—	0.143	—	—	0.01	mg/L	—	—	GELC
MCO-7.5	35	09/13/05	WG	UF	CS	—	Inorg	351.2	Total Kjeldahl Nitrogen	<	0.15	—	—	0.01	mg/L	—	U	GELC
MCO-7.5	35	04/28/05	WG	UF	CS	—	Inorg	351.2	Total Kjeldahl Nitrogen	<	0.108	—	—	0.01	mg/L	—	UJ	GELC
MCO-7.5	35	07/10/06	WG	UF	CS	—	Inorg	9060	Total Organic Carbon	—	2.54	—	—	0.33	mg/L	—	—	GELC
MCO-7.5	35	09/13/05	WG	UF	CS	—	Inorg	9060	Total Organic Carbon	—	3.52	—	—	0.074	mg/L	—	—	GELC
MCO-7.5	35	04/28/05	WG	UF	CS	—	Inorg	9060	Total Organic Carbon	—	2.41	—	—	0.074	mg/L	—	—	GELC
MCO-7.5	35	07/10/06	WG	F	CS	—	Inorg	365.4	Total Phosphate as Phosphorus	<	0.058	—	—	0.01	mg/L	—	U	GELC
MCO-7.5	35	09/13/05	WG	F	CS	—	Inorg	365.4	Total Phosphate as Phosphorus	—	0.14	—	—	0.01	mg/L	—	—	GELC
MCO-7.5	35	04/28/05	WG	F	CS	—	Inorg	365.4	Total Phosphate as Phosphorus	<	0.097	—	—	0.01	mg/L	—	UJ	GELC
MCO-7.5	35	07/10/06	WG	UF	CS	—	Inorg	365.4	Total Phosphate as Phosphorus	—	0.073	—	—	0.01	mg/L	—	—	GELC
MCO-7.5	35	07/10/06	WG	UF	CS	—	Inorg	160.2	Total Suspended Solids	—	11.5	—	—	1.43	mg/L	—	—	GELC
MCO-7.5	35	07/10/06	WG	F	CS	—	Inorg	150.1	pH	—	7.18	—	—	0.01	SU	H	J	GELC

Table D-1 (continued)

Location	Depth (ft)	Date	Fid Matrix	Fid Prep	Lab Sample Type	Fid QC	Suite	Method	Analyte	Symbol	Result	1-sigma TPU	MDA	MDL	Units	Lab Qual	Indep Qual	Lab
MCO-7.5	35	09/13/05	WG	F	CS	—	Inorg	150.1	pH	—	6.92	—	—	0.01	SU	H	J	GELC
MCO-7.5	35	04/28/05	WG	F	CS	—	Inorg	150.1	pH	—	7.2	—	—	—	SU	H	J	GELC
MCO-7.5	35	07/07/03	WG	F	CS	—	Inorg	150.1	pH	—	7.06	—	—	0.01	SU	H	J	GELC
MCO-7.5	35	07/10/06	WG	UF	CS	—	Inorg	150.1	pH	—	7.18	—	—	0.01	SU	H	J	GELC
MCO-7.5	35	09/13/05	WG	UF	CS	—	Inorg	150.1	pH	—	7.1	—	—	0.01	SU	H	J	GELC
MCO-7.5	35	04/28/05	WG	UF	CS	—	Inorg	150.1	pH	—	7.07	—	—	—	SU	H	J	GELC
MCO-7.5	35	07/10/06	WG	F	CS	—	Met	6010	Aluminum	—	289	—	—	68	µg/L	*	—	GELC
MCO-7.5	35	09/13/05	WG	F	CS	—	Met	6010	Aluminum	—	2270	—	—	68	µg/L	—	—	GELC
MCO-7.5	35	04/28/05	WG	F	CS	—	Met	6010	Aluminum	<	68	—	—	68	µg/L	U	—	GELC
MCO-7.5	35	07/07/03	WG	F	CS	—	Met	6010	Aluminum	—	231	—	—	14.7	µg/L	—	J-	GELC
MCO-7.5	35	07/10/06	WG	UF	CS	—	Met	6010	Aluminum	—	284	—	—	68	µg/L	*	—	GELC
MCO-7.5	35	09/13/05	WG	UF	CS	—	Met	6010	Aluminum	—	3230	—	—	68	µg/L	—	—	GELC
MCO-7.5	35	04/28/05	WG	UF	CS	—	Met	6010	Aluminum	<	68	—	—	68	µg/L	U	—	GELC
MCO-7.5	35	07/07/03	WG	UF	CS	—	Met	6010	Aluminum	—	1710	—	—	14.7	µg/L	—	—	GELC

Table D-1 (continued)

Location	Depth (ft)	Date	Fid Matrix	Fid Prep	Lab Sample Type	Fid QC	Suite	Method	Analyte	Symbol	Result	1-sigma TPU	MDA	MDL	Units	Lab Qual	Indep Qual	Lab
MCO-7.5	35	07/10/06	WG	F	CS	—	Met	6010	Barium	—	142	—	—	1	µg/L	—	—	GELC
MCO-7.5	35	09/13/05	WG	F	CS	—	Met	6010	Barium	—	133	—	—	1	µg/L	—	—	GELC
MCO-7.5	35	04/28/05	WG	F	CS	—	Met	6010	Barium	—	174	—	—	1	µg/L	—	—	GELC
MCO-7.5	35	07/07/03	WG	F	CS	—	Met	6010	Barium	—	121	—	—	0.222	µg/L	—	—	GELC
MCO-7.5	35	07/10/06	WG	UF	CS	—	Met	6010	Barium	—	141	—	—	1	µg/L	—	—	GELC
MCO-7.5	35	09/13/05	WG	UF	CS	—	Met	6010	Barium	—	140	—	—	1	µg/L	—	—	GELC
MCO-7.5	35	04/28/05	WG	UF	CS	—	Met	6010	Barium	—	170	—	—	1	µg/L	—	—	GELC
MCO-7.5	35	07/07/03	WG	UF	CS	—	Met	6010	Barium	—	130	—	—	0.222	µg/L	—	—	GELC
MCO-7.5	35	07/10/06	WG	F	CS	—	Met	6010	Boron	—	72.4	—	—	10	µg/L	—	—	GELC
MCO-7.5	35	09/13/05	WG	F	CS	—	Met	6010	Boron	—	79.7	—	—	10	µg/L	—	—	GELC
MCO-7.5	35	04/28/05	WG	F	CS	—	Met	6010	Boron	—	81.5	—	—	10	µg/L	—	—	GELC
MCO-7.5	35	07/07/03	WG	F	CS	—	Met	6010	Boron	—	87.9	—	—	4.88	µg/L	—	—	GELC
MCO-7.5	35	07/10/06	WG	UF	CS	—	Met	6010	Boron	—	71.9	—	—	10	µg/L	—	—	GELC
MCO-7.5	35	09/13/05	WG	UF	CS	—	Met	6010	Boron	—	78.8	—	—	10	µg/L	—	—	GELC

Table D-1 (continued)

Location	Depth (ft)	Date	Fid Matrix	Fid Prep	Lab Sample Type	Fid QC	Suite	Method	Analyte	Symbol	Result	1-sigma TPU	MDA	MDL	Units	Lab Qual	Indep Qual	Lab
MCO-7.5	35	04/28/05	WG	UF	CS	—	Met	6010	Boron	—	77.7	—	—	10	µg/L	—	—	GELC
MCO-7.5	35	07/07/03	WG	UF	CS	—	Met	6010	Boron	—	81.7	—	—	4.88	µg/L	—	—	GELC
MCO-7.5	35	07/10/06	WG	F	CS	—	Met	6010	Iron	—	176	—	—	18	µg/L	—	—	GELC
MCO-7.5	35	09/13/05	WG	F	CS	—	Met	6010	Iron	—	1020	—	—	18	µg/L	—	—	GELC
MCO-7.5	35	04/28/05	WG	F	CS	—	Met	6010	Iron	—	20.7	—	—	18	µg/L	J	—	GELC
MCO-7.5	35	07/07/03	WG	F	CS	—	Met	6010	Iron	—	112	—	—	12.6	µg/L	*	J	GELC
MCO-7.5	35	07/10/06	WG	UF	CS	—	Met	6010	Iron	—	162	—	—	18	µg/L	—	—	GELC
MCO-7.5	35	09/13/05	WG	UF	CS	—	Met	6010	Iron	—	1460	—	—	18	µg/L	—	—	GELC
MCO-7.5	35	04/28/05	WG	UF	CS	—	Met	6010	Iron	—	41.2	—	—	18	µg/L	J	—	GELC
MCO-7.5	35	07/07/03	WG	UF	CS	—	Met	6010	Iron	—	1020	—	—	12.6	µg/L	*	J	GELC
MCO-7.5	35	07/10/06	WG	F	CS	—	Met	6010	Manganese	—	2.7	—	—	2	µg/L	J	—	GELC
MCO-7.5	35	09/13/05	WG	F	CS	—	Met	6010	Manganese	—	7.6	—	—	2	µg/L	J	—	GELC
MCO-7.5	35	04/28/05	WG	F	CS	—	Met	6020	Manganese	<	1	—	—	1	µg/L	U	—	GELC
MCO-7.5	35	07/07/03	WG	F	CS	—	Met	6010	Manganese	>	1.05	—	—	0.296	µg/L	B	U	GELC

Table D-1 (continued)

Location	Depth (ft)	Date	Fid Matrix	Fid Prep	Lab Sample Type	Fid QC	Suite	Method	Analyte	Symbol	Result	1-sigma TPU	MDA	MDL	Units	Lab Qual	Indep Qual	Lab
MCO-7.5	35	07/10/06	WG	UF	CS	—	Met	6010	Manganese	—	8.5	—	—	2	µg/L	J	—	GELC
MCO-7.5	35	09/13/05	WG	UF	CS	—	Met	6010	Manganese	—	10.5	—	—	2	µg/L	—	—	GELC
MCO-7.5	35	04/28/05	WG	UF	CS	—	Met	6020	Manganese	—	1	—	—	1	µg/L	J	—	GELC
MCO-7.5	35	07/07/03	WG	UF	CS	—	Met	6010	Manganese	—	26.4	—	—	0.296	µg/L	—	—	GELC
MCO-7.5	35	07/10/06	WG	F	CS	—	Met	6010	Molybdenum	—	69.5	—	—	2	µg/L	—	—	GELC
MCO-7.5	35	09/13/05	WG	F	CS	—	Met	6010	Molybdenum	—	98.3	—	—	2	µg/L	—	—	GELC
MCO-7.5	35	04/28/05	WG	F	CS	—	Met	6020	Molybdenum	—	70.2	—	—	0.1	µg/L	—	—	GELC
MCO-7.5	35	07/07/03	WG	F	CS	—	Met	6010	Molybdenum	—	81.2	—	—	1.43	µg/L	—	—	GELC
MCO-7.5	35	07/10/06	WG	UF	CS	—	Met	6010	Molybdenum	—	70.1	—	—	2	µg/L	—	—	GELC
MCO-7.5	35	09/13/05	WG	UF	CS	—	Met	6010	Molybdenum	—	93.9	—	—	2	µg/L	—	—	GELC
MCO-7.5	35	04/28/05	WG	UF	CS	—	Met	6020	Molybdenum	—	72.1	—	—	0.1	µg/L	—	—	GELC
MCO-7.5	35	07/07/03	WG	UF	CS	—	Met	6010	Molybdenum	—	80.2	—	—	1.43	µg/L	—	—	GELC
MCO-7.5	35	07/10/06	WG	F	CS	—	Met	6020	Nickel	—	3	—	—	0.5	µg/L	—	—	GELC
MCO-7.5	35	09/13/05	WG	F	CS	—	Met	6020	Nickel	—	4.2	—	—	0.5	µg/L	—	—	GELC

Table D-1 (continued)

Location	Depth (ft)	Date	Fid Matrix	Fid Prep	Lab Sample Type	Fid QC	Suite	Method	Analyte	Symbol	Result	1-sigma TPU	MDA	MDL	Units	Lab Qual	Indep Qual	Lab
MCO-7.5	35	04/28/05	WG	F	CS	—	Met	6010	Nickel	—	2.1	—	—	1	µg/L	J	JN-	GELC
MCO-7.5	35	07/07/03	WG	F	CS	—	Met	6010	Nickel	—	8.08	—	—	0.69	µg/L	—	—	GELC
MCO-7.5	35	07/10/06	WG	UF	CS	—	Met	6020	Nickel	—	3.1	—	—	0.5	µg/L	—	—	GELC
MCO-7.5	35	09/13/05	WG	UF	CS	—	Met	6020	Nickel	—	4.3	—	—	0.5	µg/L	—	—	GELC
MCO-7.5	35	04/28/05	WG	UF	CS	—	Met	6010	Nickel	—	4.7	—	—	1	µg/L	J	JN-	GELC
MCO-7.5	35	07/07/03	WG	UF	CS	—	Met	6010	Nickel	—	8.1	—	—	0.69	µg/L	—	—	GELC
MCO-7.5	35	07/10/06	WG	F	CS	—	Met	6010	Strontium	—	122	—	—	1	µg/L	—	—	GELC
MCO-7.5	35	09/13/05	WG	F	CS	—	Met	6010	Strontium	—	103	—	—	1	µg/L	—	—	GELC
MCO-7.5	35	04/28/05	WG	F	CS	—	Met	6010	Strontium	—	140	—	—	1	µg/L	—	—	GELC
MCO-7.5	35	07/07/03	WG	F	CS	—	Met	6010	Strontium	—	109	—	—	0.178	µg/L	—	—	GELC
MCO-7.5	35	07/10/06	WG	UF	CS	—	Met	6010	Strontium	—	120	—	—	1	µg/L	—	—	GELC
MCO-7.5	35	09/13/05	WG	UF	CS	—	Met	6010	Strontium	—	107	—	—	1	µg/L	—	—	GELC
MCO-7.5	35	04/28/05	WG	UF	CS	—	Met	6010	Strontium	—	138	—	—	1	µg/L	—	—	GELC
MCO-7.5	35	07/07/03	WG	UF	CS	—	Met	6010	Strontium	—	109	—	—	0.178	µg/L	—	—	GELC

Table D-1 (continued)

Location	Depth (ft)	Date	Fid Matrix	Fid Prep	Lab Sample Type	Fid QC	Suite	Method	Analyte	Symbol	Result	1-sigma TPU	MDA	MDL	Units	Lab Qual	Indep Qual	Lab
MCO-7.5	35	07/10/06	WG	F	CS	—	Met	6020	Uranium	—	0.96	—	—	0.05	µg/L	—	—	GELC
MCO-7.5	35	09/13/05	WG	F	CS	—	Met	6020	Uranium	—	1.3	—	—	0.05	µg/L	*	—	GELC
MCO-7.5	35	07/07/03	WG	F	CS	—	Met	6020	Uranium	—	1.04	—	—	0.02	µg/L	—	—	GELC
MCO-7.5	35	07/10/06	WG	UF	CS	—	Met	6020	Uranium	—	0.96	—	—	0.05	µg/L	—	—	GELC
MCO-7.5	35	09/13/05	WG	UF	CS	—	Met	6020	Uranium	—	0.89	—	—	0.05	µg/L	*	—	GELC
MCO-7.5	35	07/07/03	WG	UF	CS	—	Met	6020	Uranium	—	1.16	—	—	0.02	µg/L	—	—	GELC
MCO-7.5	35	07/10/06	WG	F	CS	—	Met	6010	Vanadium	—	3.1	—	—	1	µg/L	J	—	GELC
MCO-7.5	35	09/13/05	WG	F	CS	—	Met	6010	Vanadium	—	4	—	—	1	µg/L	J	—	GELC
MCO-7.5	35	04/28/05	WG	F	CS	—	Met	6010	Vanadium	—	1.8	—	—	1	µg/L	J	—	GELC
MCO-7.5	35	07/07/03	WG	F	CS	—	Met	6010	Vanadium	<	3.15	—	—	0.606	µg/L	B	U	GELC
MCO-7.5	35	07/10/06	WG	UF	CS	—	Met	6010	Vanadium	—	2.5	—	—	1	µg/L	J	—	GELC
MCO-7.5	35	09/13/05	WG	UF	CS	—	Met	6010	Vanadium	—	4.2	—	—	1	µg/L	J	—	GELC
MCO-7.5	35	04/28/05	WG	UF	CS	—	Met	6010	Vanadium	—	1.4	—	—	1	µg/L	J	—	GELC
MCO-7.5	35	07/07/03	WG	UF	CS	—	Met	6010	Vanadium	>	4.48	—	—	0.606	µg/L	B	U	GELC

Table D-1 (continued)

Location	Depth (ft)	Date	Fid Matrix	Fid Prep	Lab Sample Type	Fid QC	Suite	Method	Analyte	Symbol	Result	1-sigma TPU	MDA	MDL	Units	Lab Qual	Indep Qual	Lab
MCO-7.5	35	07/10/06	WG	F	CS	—	Met	6010	Zinc	—	28.6	—	—	2	µg/L	—	—	GELC
MCO-7.5	35	09/13/05	WG	F	CS	—	Met	6010	Zinc	—	19.6	—	—	2	µg/L	—	—	GELC
MCO-7.5	35	04/28/05	WG	F	CS	—	Met	6010	Zinc	<	2	—	—	2	µg/L	U	—	GELC
MCO-7.5	35	07/07/03	WG	F	CS	—	Met	6010	Zinc	<	2.74	—	—	0.883	µg/L	B	U	GELC
MCO-7.5	35	07/10/06	WG	UF	CS	—	Met	6010	Zinc	<	11.8	—	—	2	µg/L	—	U	GELC
MCO-7.5	35	09/13/05	WG	UF	CS	—	Met	6010	Zinc	—	12.7	—	—	2	µg/L	—	—	GELC
MCO-7.5	35	04/28/05	WG	UF	CS	—	Met	6010	Zinc	<	2.5	—	—	2	µg/L	J	U	GELC
MCO-7.5	35	07/07/03	WG	UF	CS	—	Met	6010	Zinc	—	6.73	—	—	0.883	µg/L	—	—	GELC
MCO-7.5	35	07/10/06	WG	F	CS	—	Rad	H300	Americium-241	—	0.11	0.0188	0.0241	—	pCi/L	—	—	GELC
MCO-7.5	35	09/13/05	WG	F	CS	—	Rad	H300	Americium-241	—	0.118	0.0193	0.0313	—	pCi/L	—	—	GELC
MCO-7.5	35	04/28/05	WG	F	CS	—	Rad	H300	Americium-241	—	0.165	0.0206	0.032	—	pCi/L	—	—	GELC
MCO-7.5	35	07/10/06	WG	UF	CS	—	Rad	H300	Americium-241	—	0.097	0.0154	0.0226	—	pCi/L	—	—	GELC
MCO-7.5	35	09/13/05	WG	UF	CS	—	Rad	H300	Americium-241	—	0.32	0.0332	0.0364	—	pCi/L	—	—	GELC
MCO-7.5	35	04/28/05	WG	UF	CS	—	Rad	H300	Americium-241	—	0.174	0.025	0.04	—	pCi/L	—	—	GELC

Table D-1 (continued)

Location	Depth (ft)	Date	Fid Matrix	Fid Prep	Lab Sample Type	Fid QC	Suite	Method	Analyte	Symbol	Result	1-sigma TPU	MDA	MDL	Units	Lab Qual	Indep Qual	Lab
MCO-7.5	35	07/07/03	WG	UF	CS	—	Rad	AS	Americium-241	—	0.172	0.021	0.03	—	pCi/L	—	—	GELC
MCO-7.5	35	07/10/06	WG	F	CS	—	Rad	901.1	Cesium-137	—	-1.21	2.01	6.07	—	pCi/L	U	U	GELC
MCO-7.5	35	09/13/05	WG	F	CS	—	Rad	901.1	Cesium-137	—	2.09	1.13	4.32	—	pCi/L	U	U	GELC
MCO-7.5	35	04/28/05	WG	F	CS	—	Rad	901.1	Cesium-137	—	1.24	1.09	4.01	—	pCi/L	U	U	GELC
MCO-7.5	35	07/10/06	WG	UF	CS	—	Rad	901.1	Cesium-137	—	-0.343	1.09	3.94	—	pCi/L	U	U	GELC
MCO-7.5	35	09/13/05	WG	UF	CS	—	Rad	901.1	Cesium-137	—	5.41	1.88	4.28	—	pCi/L	UI	R	GELC
MCO-7.5	35	04/28/05	WG	UF	CS	—	Rad	901.1	Cesium-137	—	-0.333	0.964	3.39	—	pCi/L	U	U	GELC
MCO-7.5	35	07/07/03	WG	UF	CS	—	Rad	901.1	Cesium-137	—	1.7	1.3	4.97	—	pCi/L	U	U	GELC
MCO-7.5	35	07/10/06	WG	F	CS	—	Rad	901.1	Cobalt-60	—	2.47	1.16	7.35	—	pCi/L	U	U	GELC
MCO-7.5	35	09/13/05	WG	F	CS	—	Rad	901.1	Cobalt-60	—	1.32	0.997	4.01	—	pCi/L	U	U	GELC
MCO-7.5	35	04/28/05	WG	F	CS	—	Rad	901.1	Cobalt-60	—	-0.637	1.18	4.15	—	pCi/L	U	U	GELC
MCO-7.5	35	07/10/06	WG	UF	CS	—	Rad	901.1	Cobalt-60	—	0.354	1.35	5.14	—	pCi/L	U	U	GELC
MCO-7.5	35	09/13/05	WG	UF	CS	—	Rad	901.1	Cobalt-60	—	2.91	1.09	4.67	—	pCi/L	U	U	GELC
MCO-7.5	35	04/28/05	WG	UF	CS	—	Rad	901.1	Cobalt-60	—	-0.446	0.875	3.19	—	pCi/L	U	U	GELC

Table D-1 (continued)

Location	Depth (ft)	Date	Fid Matrix	Fid Prep	Lab Sample Type	Fid QC	Suite	Method	Analyte	Symbol	Result	1-sigma TPU	MDA	MDL	Units	Lab Qual	Indep Qual	Lab
MCO-7.5	35	07/07/03	WG	UF	CS	—	Rad	901.1	Cobalt-60	—	-1	1.57	4.82	—	pCi/L	U	U	GELC
MCO-7.5	35	07/10/06	WG	F	CS	—	Rad	900	Gross alpha	—	2.09	0.833	2.28	—	pCi/L	U	U	GELC
MCO-7.5	35	09/13/05	WG	F	CS	—	Rad	900	Gross alpha	—	1.25	0.656	2.47	—	pCi/L	U	U	GELC
MCO-7.5	35	04/28/05	WG	F	CS	—	Rad	900	Gross alpha	—	2.53	0.66	1.81	—	pCi/L	—	J	GELC
MCO-7.5	35	07/10/06	WG	UF	CS	—	Rad	900	Gross alpha	—	0.841	0.744	2.93	—	pCi/L	U	U	GELC
MCO-7.5	35	09/13/05	WG	UF	CS	—	Rad	900	Gross alpha	—	2.4	0.965	2.57	—	pCi/L	U	U	GELC
MCO-7.5	35	04/28/05	WG	UF	CS	—	Rad	900	Gross alpha	—	2.8	0.719	1.47	—	pCi/L	—	J	GELC
MCO-7.5	35	07/07/03	WG	UF	CS	—	Rad	900	Gross alpha	—	2.75	0.646	1.71	—	pCi/L	—	J-	GELC
MCO-7.5	35	07/10/06	WG	F	CS	—	Rad	900	Gross beta	—	15.9	1.08	2.83	—	pCi/L	—	—	GELC
MCO-7.5	35	09/13/05	WG	F	CS	—	Rad	900	Gross beta	—	23.1	1.21	2.57	—	pCi/L	—	—	GELC
MCO-7.5	35	04/28/05	WG	F	CS	—	Rad	900	Gross beta	—	25	0.847	1.32	—	pCi/L	—	—	GELC
MCO-7.5	35	07/10/06	WG	UF	CS	—	Rad	900	Gross beta	—	16.8	0.985	2.22	—	pCi/L	—	—	GELC
MCO-7.5	35	09/13/05	WG	UF	CS	—	Rad	900	Gross beta	—	19.9	1.23	2.6	—	pCi/L	—	—	GELC
MCO-7.5	35	04/28/05	WG	UF	CS	—	Rad	900	Gross beta	—	27.6	0.905	1.46	—	pCi/L	—	—	GELC

Table D-1 (continued)

Location	Depth (ft)	Date	Fid Matrix	Fid Prep	Lab Sample Type	Fid QC	Suite	Method	Analyte	Symbol	Result	1-sigma TPU	MDA	MDL	Units	Lab Qual	Indep Qual	Lab
MCO-7.5	35	07/07/03	WG	UF	CS	—	Rad	900	Gross beta	—	35.5	1.38	2.66	—	pCi/L	—	J	GELC
MCO-7.5	35	07/10/06	WG	F	CS	—	Rad	901.1	Gross gamma	—	108	105	348	—	pCi/L	U	U	GELC
MCO-7.5	35	09/13/05	WG	F	CS	—	Rad	901.1	Gross gamma	—	80	71.8	259	—	pCi/L	U	U	GELC
MCO-7.5	35	04/28/05	WG	F	CS	—	Rad	901.1	Gross gamma	—	108	105	351	—	pCi/L	U	U	GELC
MCO-7.5	35	07/10/06	WG	UF	CS	—	Rad	901.1	Gross gamma	—	102	101	347	—	pCi/L	U	U	GELC
MCO-7.5	35	09/13/05	WG	UF	CS	—	Rad	901.1	Gross gamma	—	90.8	24.6	340	—	pCi/L	U	U	GELC
MCO-7.5	35	04/28/05	WG	UF	CS	—	Rad	901.1	Gross gamma	—	110	143	325	—	pCi/L	U	U	GELC
MCO-7.5	35	07/07/03	WG	UF	CS	—	Rad	901.1	Gross gamma	—	150	83.8	314	—	pCi/L	U	U	GELC
MCO-7.5	35	07/10/06	WG	F	CS	—	Rad	901.1	Neptunium-237	—	-10.4	10.9	36.7	—	pCi/L	U	U	GELC
MCO-7.5	35	09/13/05	WG	F	CS	—	Rad	901.1	Neptunium-237	—	-12.9	7.7	24.8	—	pCi/L	U	U	GELC
MCO-7.5	35	04/28/05	WG	F	CS	—	Rad	901.1	Neptunium-237	—	1.05	5.81	19.8	—	pCi/L	U	U	GELC
MCO-7.5	35	07/10/06	WG	UF	CS	—	Rad	901.1	Neptunium-237	—	-5.34	8.06	27.4	—	pCi/L	U	U	GELC
MCO-7.5	35	09/13/05	WG	UF	CS	—	Rad	901.1	Neptunium-237	—	0.738	8.65	28.8	—	pCi/L	U	U	GELC
MCO-7.5	35	04/28/05	WG	UF	CS	—	Rad	901.1	Neptunium-237	—	2.72	6.74	24.2	—	pCi/L	U	U	GELC

Table D-1 (continued)

Location	Depth (ft)	Date	Fid Matrix	Fid Prep	Lab Sample Type	Fid QC	Suite	Method	Analyte	Symbol	Result	1-sigma TPU	MDA	MDL	Units	Lab Qual	Indep Qual	Lab
MCO-7.5	35	07/07/03	WG	UF	CS	—	Rad	901.1	Neptunium-237	—	4.4	7.14	16	—	pCi/L	U	U	GELC
MCO-7.5	35	07/10/06	WG	F	CS	—	Rad	H300	Plutonium-238	—	0.00484	0.00343	0.0232	—	pCi/L	U	U	GELC
MCO-7.5	35	09/13/05	WG	F	CS	—	Rad	H300	Plutonium-238	—	0.0479	0.0181	0.0452	—	pCi/L	—	J	GELC
MCO-7.5	35	04/28/05	WG	F	CS	—	Rad	H300	Plutonium-238	—	0.00882	0.00541	0.046	—	pCi/L	U	U	GELC
MCO-7.5	35	07/10/06	WG	UF	CS	—	Rad	H300	Plutonium-238	—	0.0148	0.00587	0.0177	—	pCi/L	U	U	GELC
MCO-7.5	35	09/13/05	WG	UF	CS	—	Rad	H300	Plutonium-238	—	0.236	0.0246	0.0449	—	pCi/L	—	—	GELC
MCO-7.5	35	04/28/05	WG	UF	CS	—	Rad	H300	Plutonium-238	—	0.0176	0.014	0.04	—	pCi/L	U	U	GELC
MCO-7.5	35	07/07/03	WG	UF	CS	—	Rad	AS	Plutonium-238	—	0.0022	0.00731	0.039	—	pCi/L	U	U	GELC
MCO-7.5	35	07/10/06	WG	F	CS	—	Rad	H300	Plutonium-239/240	—	0.00484	0.00593	0.0271	—	pCi/L	U	U	GELC
MCO-7.5	35	09/13/05	WG	F	CS	—	Rad	H300	Plutonium-239/240	—	0.0718	0.0199	0.0382	—	pCi/L	—	J	GELC
MCO-7.5	35	04/28/05	WG	F	CS	—	Rad	H300	Plutonium-239/240	—	-0.0022	0.00493	0.039	—	pCi/L	U	U	GELC
MCO-7.5	35	07/10/06	WG	UF	CS	—	Rad	H300	Plutonium-239/240	—	0.0129	0.00556	0.0206	—	pCi/L	U	U	GELC
MCO-7.5	35	09/13/05	WG	UF	CS	—	Rad	H300	Plutonium-239/240	—	0.324	0.0295	0.0379	—	pCi/L	—	—	GELC
MCO-7.5	35	04/28/05	WG	UF	CS	—	Rad	H300	Plutonium-239/240	—	-0.0039	0.00676	0.034	—	pCi/L	U	U	GELC

Table D-1 (continued)

Location	Depth (ft)	Date	Fid Matrix	Fid Prep	Lab Sample Type	Fid QC	Suite	Method	Analyte	Symbol	Result	1-sigma TPU	MDA	MDL	Units	Lab Qual	Indep Qual	Lab
MCO-7.5	35	07/07/03	WG	UF	CS	—	Rad	AS	Plutonium-239/240	—	0.0022	0.00493	0.043	—	pCi/L	U	U	GELC
MCO-7.5	35	07/10/06	WG	F	CS	—	Rad	901.1	Potassium-40	—	52.7	18.2	39.5	—	pCi/L	UI	R	GELC
MCO-7.5	35	09/13/05	WG	F	CS	—	Rad	901.1	Potassium-40	—	31.3	15.1	53.3	—	pCi/L	U	U	GELC
MCO-7.5	35	04/28/05	WG	F	CS	—	Rad	901.1	Potassium-40	—	3.1	18.2	34.3	—	pCi/L	U	U	GELC
MCO-7.5	35	07/10/06	WG	UF	CS	—	Rad	901.1	Potassium-40	—	13.8	24.2	53.4	—	pCi/L	U	U	GELC
MCO-7.5	35	09/13/05	WG	UF	CS	—	Rad	901.1	Potassium-40	—	60.3	20.3	33.4	—	pCi/L	UI	R	GELC
MCO-7.5	35	04/28/05	WG	UF	CS	—	Rad	901.1	Potassium-40	—	9.51	13.7	45.7	—	pCi/L	U	U	GELC
MCO-7.5	35	07/07/03	WG	UF	CS	—	Rad	901.1	Potassium-40	—	21	15.8	62.2	—	pCi/L	U	U	GELC
MCO-7.5	35	07/10/06	WG	F	CS	—	Rad	901.1	Sodium-22	—	-2.36	1.88	6.34	—	pCi/L	U	U	GELC
MCO-7.5	35	09/13/05	WG	F	CS	—	Rad	901.1	Sodium-22	—	1.1	1.19	4.54	—	pCi/L	U	U	GELC
MCO-7.5	35	04/28/05	WG	F	CS	—	Rad	901.1	Sodium-22	—	3.35	1.36	4.59	—	pCi/L	U	R	GELC
MCO-7.5	35	07/10/06	WG	UF	CS	—	Rad	901.1	Sodium-22	—	1.88	1.46	5.87	—	pCi/L	U	U	GELC
MCO-7.5	35	09/13/05	WG	UF	CS	—	Rad	901.1	Sodium-22	—	1.51	1.07	4.32	—	pCi/L	U	U	GELC
MCO-7.5	35	04/28/05	WG	UF	CS	—	Rad	901.1	Sodium-22	—	2.73	1.03	4.45	—	pCi/L	U	U	GELC

Table D-1 (continued)

Location	Depth (ft)	Date	Fid Matrix	Fid Prep	Lab Sample Type	Fid QC	Suite	Method	Analyte	Symbol	Result	1-sigma TPU	MDA	MDL	Units	Lab Qual	Indep Qual	Lab
MCO-7.5	35	07/07/03	WG	UF	CS	—	Rad	901.1	Sodium-22	—	2.92	1.29	5.49	—	pCi/L	U	U	GELC
MCO-7.5	35	07/10/06	WG	F	CS	—	Rad	905.0	Strontium-90	—	-0.0917	0.0968	0.515	—	pCi/L	U	U	GELC
MCO-7.5	35	09/13/05	WG	F	CS	—	Rad	905.0	Strontium-90	—	-0.0366	0.0339	0.12	—	pCi/L	U	U	GELC
MCO-7.5	35	04/28/05	WG	F	CS	—	Rad	905.0	Strontium-90	—	0.233	0.0694	0.242	—	pCi/L	U	U	GELC
MCO-7.5	35	07/10/06	WG	UF	CS	—	Rad	905.0	Strontium-90	—	-0.04	0.0764	0.389	—	pCi/L	U	U	GELC
MCO-7.5	35	09/13/05	WG	UF	CS	—	Rad	905.0	Strontium-90	—	0.0688	0.0508	0.198	—	pCi/L	U	U	GELC
MCO-7.5	35	04/28/05	WG	UF	CS	—	Rad	905.0	Strontium-90	—	0.424	0.0948	0.324	—	pCi/L	—	J	GELC
MCO-7.5	35	07/07/03	WG	UF	CS	—	Rad	GFPC	Strontium-90	—	0.0248	0.0374	0.126	—	pCi/L	U	U	GELC
MCO-7.5	35	07/10/06	WG	F	CS	—	Rad	H300	Uranium-234	—	0.347	0.0362	0.047	—	pCi/L	—	—	GELC
MCO-7.5	35	09/13/05	WG	F	CS	—	Rad	H300	Uranium-234	—	0.267	0.03	0.0761	—	pCi/L	—	—	GELC
MCO-7.5	35	04/28/05	WG	F	CS	—	Rad	H300	Uranium-234	—	0.483	0.0408	0.068	—	pCi/L	—	—	GELC
MCO-7.5	35	07/10/06	WG	UF	CS	—	Rad	H300	Uranium-234	—	0.435	0.0406	0.0449	—	pCi/L	—	—	GELC
MCO-7.5	35	09/13/05	WG	UF	CS	—	Rad	H300	Uranium-234	—	0.315	0.0341	0.0857	—	pCi/L	—	—	GELC
MCO-7.5	35	04/28/05	WG	UF	CS	—	Rad	H300	Uranium-234	—	0.508	0.0457	0.085	—	pCi/L	—	—	GELC

Table D-1 (continued)

Location	Depth (ft)	Date	Fid Matrix	Fid Prep	Lab Sample Type	Fid QC	Suite	Method	Analyte	Symbol	Result	1-sigma TPU	MDA	MDL	Units	Lab Qual	Indep Qual	Lab
MCO-7.5	35	07/07/03	WG	UF	CS	—	Rad	AS	Uranium-234	—	0.421	0.0493	0.117	—	pCi/L	—	—	GELC
MCO-7.5	35	07/10/06	WG	F	CS	—	Rad	H300	Uranium-235/236	—	0.0167	0.00971	0.0397	—	pCi/L	U	U	GELC
MCO-7.5	35	09/13/05	WG	F	CS	—	Rad	H300	Uranium-235/236	—	0.037	0.0125	0.0573	—	pCi/L	U	U	GELC
MCO-7.5	35	04/28/05	WG	F	CS	—	Rad	H300	Uranium-235/236	—	0.0606	0.012	0.042	—	pCi/L	—	J	GELC
MCO-7.5	35	07/10/06	WG	UF	CS	—	Rad	H300	Uranium-235/236	—	0.0186	0.0104	0.0379	—	pCi/L	U	U	GELC
MCO-7.5	35	09/13/05	WG	UF	CS	—	Rad	H300	Uranium-235/236	—	0.0313	0.0126	0.0645	—	pCi/L	U	U	GELC
MCO-7.5	35	04/28/05	WG	UF	CS	—	Rad	H300	Uranium-235/236	—	0.0334	0.0106	0.052	—	pCi/L	U	U	GELC
MCO-7.5	35	07/07/03	WG	UF	CS	—	Rad	AS	Uranium-235/236	—	0.0462	0.0187	0.049	—	pCi/L	U	U	GELC
MCO-7.5	35	07/10/06	WG	F	CS	—	Rad	H300	Uranium-238	—	0.338	0.0346	0.05	—	pCi/L	—	—	GELC
MCO-7.5	35	09/13/05	WG	F	CS	—	Rad	H300	Uranium-238	—	0.25	0.0284	0.0539	—	pCi/L	—	—	GELC
MCO-7.5	35	04/28/05	WG	F	CS	—	Rad	H300	Uranium-238	—	0.427	0.0371	0.048	—	pCi/L	—	—	GELC
MCO-7.5	35	07/10/06	WG	UF	CS	—	Rad	H300	Uranium-238	—	0.413	0.0386	0.0477	—	pCi/L	—	—	GELC
MCO-7.5	35	09/13/05	WG	UF	CS	—	Rad	H300	Uranium-238	—	0.275	0.0313	0.0607	—	pCi/L	—	—	GELC
MCO-7.5	35	04/28/05	WG	UF	CS	—	Rad	H300	Uranium-238	—	0.414	0.04	0.06	—	pCi/L	—	—	GELC

Table D-1 (continued)

Location	Depth (ft)	Date	Fid Matrix	Fid Prep	Lab Sample Type	Fid QC	Suite	Method	Analyte	Symbol	Result	1-sigma TPU	MDA	MDL	Units	Lab Qual	Indep Qual	Lab
MCO-7.5	35	07/07/03	WG	UF	CS	—	Rad	AS	Uranium-238	—	0.343	0.0426	0.058	—	pCi/L	—	—	GELC
MCO-7.5	35	07/10/06	WG	UF	CS	FTB	Voa	8260	Acetone	—	5.05	—	—	1.25	µg/L	—	J+	GELC
MCO-7.5	35	07/10/06	WG	UF	CS	—	Voa	8260	Acetone	<	1.84	—	—	1.25	µg/L	J	J, J+, U	GELC
MCO-7.5	35	09/13/05	WG	UF	CS	FTB	Voa	8260	Acetone	<	5	—	—	—	µg/L	U	—	GELC
MCO-7.5	35	09/13/05	WG	UF	CS	—	Voa	8260	Acetone	<	5	—	—	—	µg/L	U	—	GELC
MCO-7.5	35	04/28/05	WG	UF	CS	FTB	Voa	8260	Acetone	<	5	—	—	—	µg/L	U	—	GELC
MCO-7.5	35	04/28/05	WG	UF	CS	—	Voa	8260	Acetone	<	5	—	—	—	µg/L	U	—	GELC
MCO-7.5	35	07/07/03	WG	UF	CS	FTB	Voa	8260	Acetone	<	5	—	—	—	µg/L	U	—	GELC
MCO-7.5	35	07/07/03	WG	UF	CS	—	Voa	8260	Acetone	<	5	—	—	—	µg/L	U	—	GELC
MCOI-4	499	06/27/06	WG	F	CS	—	Inorg	310.1	Alkalinity- CO3+HCO3	—	43.7	—	—	0.725	mg/L	—	—	GELC
MCOI-4	499	01/24/06	WG	F	CS	—	Inorg	310.1	Alkalinity- CO3+HCO3	—	41.9	—	—	1.45	mg/L	—	—	GELC
MCOI-4	499	09/13/05	WG	F	CS	—	Inorg	310.1	Alkalinity- CO3+HCO3	—	38	—	—	1.45	mg/L	—	—	GELC
MCOI-4	499	06/23/05	WG	F	CS	—	Inorg	310.1	Alkalinity- CO3+HCO3	—	48.7	—	—	1.45	mg/L	—	—	GELC
MCOI-4	499	06/27/06	WG	UF	CS	—	Inorg	310.1	Alkalinity- CO3+HCO3	—	43.7	—	—	0.725	mg/L	—	—	GELC

Table D-1 (continued)

Location	Depth (ft)	Date	Fid Matrix	Fid Prep	Lab Sample Type	Fid QC	Suite	Method	Analyte	Symbol	Result	1-sigma TPU	MDA	MDL	Units	Lab Qual	Indep Qual	Lab
MCOI-4	499	01/24/06	WG	UF	CS	FB	Inorg	310.1	Alkalinity-CO3+HCO3	<	1.45	—	—	1.45	mg/L	U	—	GELC
MCOI-4	499	09/13/05	WG	UF	CS	—	Inorg	310.1	Alkalinity-CO3+HCO3	—	41	—	—	1.45	mg/L	—	—	GELC
MCOI-4	499	06/23/05	WG	UF	CS	—	Inorg	310.1	Alkalinity-CO3+HCO3	—	49.7	—	—	1.45	mg/L	—	—	GELC
MCOI-4	499	06/27/06	WG	F	CS	—	Inorg	300	Bromide	—	0.407	—	—	0.066	mg/L	—	—	GELC
MCOI-4	499	01/24/06	WG	F	CS	—	Inorg	300	Bromide	—	0.385	—	—	0.041	mg/L	—	—	GELC
MCOI-4	499	09/13/05	WG	F	CS	—	Inorg	300	Bromide	—	0.401	—	—	0.041	mg/L	—	—	GELC
MCOI-4	499	06/23/05	WG	F	CS	—	Inorg	300	Bromide	—	0.34	—	—	0.041	mg/L	—	—	GELC
MCOI-4	499	06/27/06	WG	UF	CS	—	Inorg	300	Bromide	—	0.414	—	—	0.066	mg/L	—	—	GELC
MCOI-4	499	01/24/06	WG	UF	CS	FB	Inorg	300	Bromide	<	0.041	—	—	0.041	mg/L	U	—	GELC
MCOI-4	499	09/13/05	WG	UF	CS	—	Inorg	300	Bromide	—	0.388	—	—	0.041	mg/L	—	—	GELC
MCOI-4	499	06/23/05	WG	UF	CS	—	Inorg	300	Bromide	—	0.33	—	—	0.041	mg/L	—	—	GELC
MCOI-4	499	06/27/06	WG	F	CS	—	Inorg	6010	Calcium	—	34.2	—	—	0.036	mg/L	—	—	GELC
MCOI-4	499	01/24/06	WG	F	CS	—	Inorg	6010	Calcium	—	34.9	—	—	0.036	mg/L	—	—	GELC
MCOI-4	499	09/13/05	WG	F	CS	—	Inorg	6010	Calcium	—	36.5	—	—	0.036	mg/L	—	—	GELC

Table D-1 (continued)

Location	Depth (ft)	Date	Fid Matrix	Fid Prep	Lab Sample Type	Fid QC	Suite	Method	Analyte	Symbol	Result	1-sigma TPU	MDA	MDL	Units	Lab Qual	Indep Qual	Lab
MCOI-4	499	06/23/05	WG	F	CS	—	Inorg	6010	Calcium	—	32.7	—	—	0.036	mg/L	—	—	GELC
MCOI-4	499	06/27/06	WG	UF	CS	—	Inorg	6010	Calcium	—	32.8	—	—	0.036	mg/L	—	—	GELC
MCOI-4	499	01/24/06	WG	UF	CS	FB	Inorg	6010	Calcium	<	0.036	—	—	0.036	mg/L	U	—	GELC
MCOI-4	499	01/24/06	WG	UF	CS	—	Inorg	6010	Calcium	—	32.9	—	—	0.036	mg/L	—	—	GELC
MCOI-4	499	09/13/05	WG	UF	CS	—	Inorg	6010	Calcium	—	35.6	—	—	0.036	mg/L	—	—	GELC
MCOI-4	499	06/23/05	WG	UF	CS	—	Inorg	6010	Calcium	—	34	—	—	0.036	mg/L	—	—	GELC
MCOI-4	499	06/27/06	WG	F	CS	—	Inorg	300	Chloride	—	18.9	—	—	0.132	mg/L	—	—	GELC
MCOI-4	499	01/24/06	WG	F	CS	—	Inorg	300	Chloride	—	21	—	—	0.106	mg/L	—	—	GELC
MCOI-4	499	09/13/05	WG	F	CS	—	Inorg	300	Chloride	—	19.4	—	—	0.106	mg/L	—	—	GELC
MCOI-4	499	06/23/05	WG	F	CS	—	Inorg	300	Chloride	—	20.7	—	—	0.106	mg/L	—	—	GELC
MCOI-4	499	06/27/06	WG	UF	CS	—	Inorg	300	Chloride	—	18.8	—	—	0.132	mg/L	—	—	GELC
MCOI-4	499	01/24/06	WG	UF	CS	FB	Inorg	300	Chloride	<	0.053	—	—	0.053	mg/L	U	—	GELC
MCOI-4	499	09/13/05	WG	UF	CS	—	Inorg	300	Chloride	—	19.4	—	—	0.106	mg/L	—	—	GELC
MCOI-4	499	06/23/05	WG	UF	CS	—	Inorg	300	Chloride	—	20.3	—	—	0.106	mg/L	—	—	GELC

Table D-1 (continued)

Location	Depth (ft)	Date	Fid Matrix	Fid Prep	Lab Sample Type	Fid QC	Suite	Method	Analyte	Symbol	Result	1-sigma TPU	MDA	MDL	Units	Lab Qual	Indep Qual	Lab
MCOI-4	499	06/27/06	WG	F	CS	—	Inorg	335.3	Cyanide (Total)	<	0.0015	—	—	0.0015	mg/L	U	UJ	GELC
MCOI-4	499	01/24/06	WG	F	CS	—	Inorg	335.3	Cyanide (Total)	<	0.0025	—	—	0.0025	mg/L	U	—	GELC
MCOI-4	499	09/13/05	WG	F	CS	—	Inorg	335.3	Cyanide (Total)	—	0.00404	—	—	0.0025	mg/L	J	—	GELC
MCOI-4	499	06/23/05	WG	F	CS	—	Inorg	9012	Cyanide (Total)	<	0.0025	—	—	0.0025	mg/L	U	—	GELC
MCOI-4	499	06/27/06	WG	UF	CS	—	Inorg	335.3	Cyanide (Total)	—	0.0015	—	—	0.0015	mg/L	J	JN-	GELC
MCOI-4	499	01/24/06	WG	UF	CS	FB	Inorg	335.3	Cyanide (Total)	<	0.0025	—	—	0.0025	mg/L	U	—	GELC
MCOI-4	499	01/24/06	WG	UF	CS	—	Inorg	335.3	Cyanide (Total)	—	0.00392	—	—	0.0025	mg/L	J	—	GELC
MCOI-4	499	06/27/06	WG	F	CS	—	Inorg	A2340	Hardness	—	107	—	—	0.085	mg/L	—	—	GELC
MCOI-4	499	01/24/06	WG	F	CS	—	Inorg	A2340	Hardness	—	110	—	—	0.085	mg/L	—	—	GELC
MCOI-4	499	09/13/05	WG	F	CS	—	Inorg	A2340	Hardness	—	115	—	—	0.085	mg/L	—	—	GELC
MCOI-4	499	06/23/05	WG	F	CS	—	Inorg	A2340	Hardness	—	104	—	—	0.085	mg/L	—	—	GELC
MCOI-4	499	06/27/06	WG	UF	CS	—	Inorg	A2340	Hardness	—	103	—	—	0.085	mg/L	—	—	GELC
MCOI-4	499	01/24/06	WG	UF	CS	FB	Inorg	A2340	Hardness	—	0.085	—	—	0.085	mg/L	J	—	GELC
MCOI-4	499	01/24/06	WG	UF	CS	—	Inorg	A2340	Hardness	—	104	—	—	0.085	mg/L	—	—	GELC

Table D-1 (continued)

Location	Depth (ft)	Date	Fid Matrix	Fid Prep	Lab Sample Type	Fid QC	Suite	Method	Analyte	Symbol	Result	1-sigma TPU	MDA	MDL	Units	Lab Qual	Indep Qual	Lab
MCOI-4	499	09/13/05	WG	UF	CS	—	Inorg	A2340	Hardness	—	112	—	—	0.085	mg/L	—	—	GELC
MCOI-4	499	06/23/05	WG	UF	CS	—	Inorg	A2340	Hardness	—	107	—	—	0.085	mg/L	—	—	GELC
MCOI-4	499	06/27/06	WG	F	CS	—	Inorg	6010	Magnesium	—	5.31	—	—	0.085	mg/L	—	—	GELC
MCOI-4	499	01/24/06	WG	F	CS	—	Inorg	6010	Magnesium	—	5.54	—	—	0.085	mg/L	—	—	GELC
MCOI-4	499	09/13/05	WG	F	CS	—	Inorg	6010	Magnesium	—	5.72	—	—	0.085	mg/L	—	—	GELC
MCOI-4	499	06/23/05	WG	F	CS	—	Inorg	6010	Magnesium	—	5.34	—	—	0.085	mg/L	—	—	GELC
MCOI-4	499	06/27/06	WG	UF	CS	—	Inorg	6010	Magnesium	—	5.09	—	—	0.085	mg/L	—	—	GELC
MCOI-4	499	01/24/06	WG	UF	CS	FB	Inorg	6010	Magnesium	<	0.085	—	—	0.085	mg/L	U	—	GELC
MCOI-4	499	01/24/06	WG	UF	CS	—	Inorg	6010	Magnesium	—	5.22	—	—	0.085	mg/L	—	—	GELC
MCOI-4	499	09/13/05	WG	UF	CS	—	Inorg	6010	Magnesium	—	5.62	—	—	0.085	mg/L	—	—	GELC
MCOI-4	499	06/23/05	WG	UF	CS	—	Inorg	6010	Magnesium	—	5.5	—	—	0.085	mg/L	—	—	GELC
MCOI-4	499	06/27/06	WG	F	CS	—	Inorg	353.1	Nitrate-Nitrite as N	—	17.7	—	—	0.14	mg/L	—	J+	GELC
MCOI-4	499	01/24/06	WG	F	CS	—	Inorg	353.1	Nitrate-Nitrite as N	—	14.1	—	—	0.17	mg/L	—	—	GELC
MCOI-4	499	09/13/05	WG	F	CS	—	Inorg	353.1	Nitrate-Nitrite as N	—	14.2	—	—	0.17	mg/L	—	—	GELC

Table D-1 (continued)

Location	Depth (ft)	Date	Fid Matrix	Fid Prep	Lab Sample Type	Fid QC	Suite	Method	Analyte	Symbol	Result	1-sigma TPU	MDA	MDL	Units	Lab Qual	Indep Qual	Lab
MCOI-4	499	06/23/05	WG	F	CS	—	Inorg	353.1	Nitrate-Nitrite as N	—	13	—	—	0.17	mg/L	—	—	GELC
MCOI-4	499	06/27/06	WG	UF	CS	—	Inorg	353.1	Nitrate-Nitrite as N	—	16.8	—	—	0.14	mg/L	—	J+	GELC
MCOI-4	499	01/24/06	WG	UF	CS	FB	Inorg	353.1	Nitrate-Nitrite as N	<	0.017	—	—	0.017	mg/L	U	R	GELC
MCOI-4	499	06/23/05	WG	UF	CS	—	Inorg	353.1	Nitrate-Nitrite as N	—	13.2	—	—	0.17	mg/L	—	—	GELC
MCOI-4	499	06/27/06	WG	F	CS	—	Inorg	6850	Perchlorate	—	164	—	—	10	µg/L	—	J	GELC
MCOI-4	499	06/27/06	WG	F	CS	—	Inorg	314.0	Perchlorate	—	153	—	—	8	µg/L	—	—	GELC
MCOI-4	499	01/24/06	WG	F	CS	—	Inorg	6850	Perchlorate	—	166	—	—	12.5	µg/L	—	—	GELC
MCOI-4	499	01/24/06	WG	F	RE	—	Inorg	314.0	Perchlorate	—	134	—	—	20	µg/L	—	—	GELC
MCOI-4	499	09/13/05	WG	F	CS	—	Inorg	314.0	Perchlorate	—	151	—	—	20	µg/L	—	—	GELC
MCOI-4	499	09/13/05	WG	F	CS	—	Inorg	6850	Perchlorate	—	159	—	—	12.5	µg/L	—	—	GELC
MCOI-4	499	06/23/05	WG	F	CS	—	Inorg	6850	Perchlorate	—	145	—	—	10	µg/L	—	J	GELC
MCOI-4	499	06/23/05	WG	F	CS	—	Inorg	314.0	Perchlorate	—	151	—	—	8	µg/L	—	J-	GELC
MCOI-4	499	01/24/06	WG	UF	CS	FB	Inorg	314.0	Perchlorate	<	4	—	—	4	µg/L	U	—	GELC
MCOI-4	499	01/24/06	WG	UF	CS	FB	Inorg	6850	Perchlorate	>	0.05	—	—	0.05	µg/L	U	—	GELC

Table D-1 (continued)

Location	Depth (ft)	Date	Fid Matrix	Fid Prep	Lab Sample Type	Fid QC	Suite	Method	Analyte	Symbol	Result	1-sigma TPU	MDA	MDL	Units	Lab Qual	Indep Qual	Lab
MCOI-4	499	06/27/06	WG	F	CS	—	Inorg	6010	Potassium	—	0.737	—	—	0.05	mg/L	—	—	GELC
MCOI-4	499	01/24/06	WG	F	CS	—	Inorg	6010	Potassium	—	0.796	—	—	0.05	mg/L	—	—	GELC
MCOI-4	499	09/13/05	WG	F	CS	—	Inorg	6010	Potassium	—	0.84	—	—	0.05	mg/L	—	—	GELC
MCOI-4	499	06/23/05	WG	F	CS	—	Inorg	6010	Potassium	—	0.714	—	—	0.05	mg/L	—	—	GELC
MCOI-4	499	06/27/06	WG	UF	CS	—	Inorg	6010	Potassium	—	0.707	—	—	0.05	mg/L	—	—	GELC
MCOI-4	499	01/24/06	WG	UF	CS	FB	Inorg	6010	Potassium	<	0.05	—	—	0.05	mg/L	U	—	GELC
MCOI-4	499	01/24/06	WG	UF	CS	—	Inorg	6010	Potassium	—	0.739	—	—	0.05	mg/L	—	—	GELC
MCOI-4	499	09/13/05	WG	UF	CS	—	Inorg	6010	Potassium	—	0.831	—	—	0.05	mg/L	—	—	GELC
MCOI-4	499	06/23/05	WG	UF	CS	—	Inorg	6010	Potassium	—	0.817	—	—	0.05	mg/L	—	—	GELC
MCOI-4	499	06/27/06	WG	F	CS	—	Inorg	6010	Silicon Dioxide	—	66.4	—	—	0.032	mg/L	—	—	GELC
MCOI-4	499	01/24/06	WG	F	CS	—	Inorg	6010	Silicon Dioxide	—	71.4	—	—	0.032	mg/L	—	—	GELC
MCOI-4	499	09/13/05	WG	F	CS	—	Inorg	6010	Silicon Dioxide	—	70.4	—	—	0.032	mg/L	—	—	GELC
MCOI-4	499	06/23/05	WG	F	CS	—	Inorg	6010	Silicon Dioxide	—	59	—	—	0.16	mg/L	—	J	GELC
MCOI-4	499	06/27/06	WG	UF	CS	—	Inorg	6010	Silicon Dioxide	—	64.7	—	—	0.032	mg/L	—	—	GELC

Table D-1 (continued)

Location	Depth (ft)	Date	Fid Matrix	Fid Prep	Lab Sample Type	Fid QC	Suite	Method	Analyte	Symbol	Result	1-sigma TPU	MDA	MDL	Units	Lab Qual	Indep Qual	Lab
MCOI-4	499	01/24/06	WG	UF	CS	FB	Inorg	6010	Silicon Dioxide	—	0.099	—	—	0.032	mg/L	J	J-	GELC
MCOI-4	499	01/24/06	WG	UF	CS	—	Inorg	6010	Silicon Dioxide	—	68.5	—	—	0.032	mg/L	—	—	GELC
MCOI-4	499	09/13/05	WG	UF	CS	—	Inorg	6010	Silicon Dioxide	—	71	—	—	0.032	mg/L	—	—	GELC
MCOI-4	499	06/23/05	WG	UF	CS	—	Inorg	6010	Silicon Dioxide	—	54.8	—	—	0.16	mg/L	—	J	GELC
MCOI-4	499	06/27/06	WG	F	CS	—	Inorg	6010	Sodium	—	20.2	—	—	0.045	mg/L	—	—	GELC
MCOI-4	499	01/24/06	WG	F	CS	—	Inorg	6010	Sodium	—	22.2	—	—	0.045	mg/L	—	—	GELC
MCOI-4	499	09/13/05	WG	F	CS	—	Inorg	6010	Sodium	—	24.3	—	—	0.045	mg/L	—	—	GELC
MCOI-4	499	06/23/05	WG	F	CS	—	Inorg	6010	Sodium	—	19.8	—	—	0.045	mg/L	—	—	GELC
MCOI-4	499	06/27/06	WG	UF	CS	—	Inorg	6010	Sodium	—	19.5	—	—	0.045	mg/L	—	—	GELC
MCOI-4	499	01/24/06	WG	UF	CS	FB	Inorg	6010	Sodium	<	0.0839	—	—	0.045	mg/L	J	U	GELC
MCOI-4	499	01/24/06	WG	UF	CS	—	Inorg	6010	Sodium	—	21.1	—	—	0.045	mg/L	—	—	GELC
MCOI-4	499	09/13/05	WG	UF	CS	—	Inorg	6010	Sodium	—	22.6	—	—	0.045	mg/L	—	—	GELC
MCOI-4	499	06/23/05	WG	UF	CS	—	Inorg	6010	Sodium	—	20.5	—	—	0.045	mg/L	—	—	GELC
MCOI-4	499	06/27/06	WG	F	CS	—	Inorg	120.1	Specific Conductance	—	356	—	—	1	uS/cm	—	—	GELC

Table D-1 (continued)

Location	Depth (ft)	Date	Fid Matrix	Fid Prep	Lab Sample Type	Fid QC	Suite	Method	Analyte	Symbol	Result	1-sigma TPU	MDA	MDL	Units	Lab Qual	Indep Qual	Lab
MCOI-4	499	01/24/06	WG	F	CS	—	Inorg	120.1	Specific Conductance	—	336	—	—	1	uS/cm	—	—	GELC
MCOI-4	499	09/13/05	WG	F	CS	—	Inorg	120.1	Specific Conductance	—	332	—	—	1	uS/cm	—	—	GELC
MCOI-4	499	06/23/05	WG	F	CS	—	Inorg	9050	Specific Conductance	—	269	—	—	1	uS/cm	—	—	GELC
MCOI-4	499	06/27/06	WG	UF	CS	—	Inorg	120.1	Specific Conductance	—	360	—	—	1	uS/cm	—	—	GELC
MCOI-4	499	01/24/06	WG	UF	CS	FB	Inorg	120.1	Specific Conductance	—	1.65	—	—	1	uS/cm	—	—	GELC
MCOI-4	499	09/13/05	WG	UF	CS	—	Inorg	120.1	Specific Conductance	—	342	—	—	1	uS/cm	—	—	GELC
MCOI-4	499	06/23/05	WG	UF	CS	—	Inorg	9050	Specific Conductance	—	278	—	—	1	uS/cm	—	—	GELC
MCOI-4	499	06/27/06	WG	F	CS	—	Inorg	300	Sulfate	—	27.6	—	—	0.1	mg/L	—	—	GELC
MCOI-4	499	01/24/06	WG	F	CS	—	Inorg	300	Sulfate	—	29.1	—	—	0.057	mg/L	—	—	GELC
MCOI-4	499	09/13/05	WG	F	CS	—	Inorg	300	Sulfate	—	29.2	—	—	0.057	mg/L	—	—	GELC
MCOI-4	499	06/23/05	WG	F	CS	—	Inorg	300	Sulfate	—	31.8	—	—	0.057	mg/L	—	—	GELC
MCOI-4	499	06/27/06	WG	UF	CS	—	Inorg	300	Sulfate	—	27.6	—	—	0.1	mg/L	—	—	GELC
MCOI-4	499	01/24/06	WG	UF	CS	FB	Inorg	300	Sulfate	<	0.057	—	—	0.057	mg/L	U	—	GELC
MCOI-4	499	09/13/05	WG	UF	CS	—	Inorg	300	Sulfate	—	29.1	—	—	0.057	mg/L	—	—	GELC

Table D-1 (continued)

Location	Depth (ft)	Date	Fid Matrix	Fid Prep	Lab Sample Type	Fid QC	Suite	Method	Analyte	Symbol	Result	1-sigma TPU	MDA	MDL	Units	Lab Qual	Indep Qual	Lab
MCOI-4	499	06/23/05	WG	UF	CS	—	Inorg	300	Sulfate	—	31.7	—	—	0.057	mg/L	—	—	GELC
MCOI-4	499	06/27/06	WG	UF	CS	—	Inorg	160.2	Suspended Sediment Concentration	—	1.33	—	—	1.27	mg/L	J	J	GELC
MCOI-4	499	09/13/05	WG	UF	CS	—	Inorg	160.2	Suspended Sediment Concentration	—	10.9	—	—	2.48	mg/L	—	—	GELC
MCOI-4	499	09/13/05	WG	UF	RE	—	Inorg	160.2	Suspended Sediment Concentration	—	11.7	—	—	2.48	mg/L	—	—	GELC
MCOI-4	499	06/23/05	WG	UF	CS	—	Inorg	160.2	Suspended Sediment Concentration	—	17.3	—	—	1.27	mg/L	—	—	GELC
MCOI-4	499	06/23/05	WG	UF	RE	—	Inorg	160.2	Suspended Sediment Concentration	—	19.1	—	—	1.27	mg/L	—	—	GELC
MCOI-4	499	06/27/06	WG	F	CS	—	Inorg	160.1	Total Dissolved Solids	—	313	—	—	2.38	mg/L	—	J	GELC
MCOI-4	499	01/24/06	WG	F	CS	—	Inorg	160.1	Total Dissolved Solids	—	295	—	—	2.38	mg/L	—	—	GELC
MCOI-4	499	09/13/05	WG	F	CS	—	Inorg	160.1	Total Dissolved Solids	—	306	—	—	2.38	mg/L	—	—	GELC
MCOI-4	499	06/23/05	WG	F	CS	—	Inorg	160.1	Total Dissolved Solids	—	322	—	—	2.38	mg/L	—	—	GELC
MCOI-4	499	06/27/06	WG	UF	CS	—	Inorg	160.1	Total Dissolved Solids	—	323	—	—	2.38	mg/L	—	J	GELC
MCOI-4	499	01/24/06	WG	UF	CS	FB	Inorg	160.1	Total Dissolved Solids	—	24	—	—	2.38	mg/L	—	—	GELC

Table D-1 (continued)

Location	Depth (ft)	Date	Fid Matrix	Fid Prep	Lab Sample Type	Fid QC	Suite	Method	Analyte	Symbol	Result	1-sigma TPU	MDA	MDL	Units	Lab Qual	Indep Qual	Lab
MCOI-4	499	09/13/05	WG	UF	CS	—	Inorg	160.1	Total Dissolved Solids	—	311	—	—	2.38	mg/L	—	—	GELC
MCOI-4	499	06/23/05	WG	UF	CS	—	Inorg	160.1	Total Dissolved Solids	—	329	—	—	2.38	mg/L	—	—	GELC
MCOI-4	499	06/27/06	WG	UF	CS	—	Inorg	9060	Total Organic Carbon	—	0.673	—	—	0.33	mg/L	J	—	GELC
MCOI-4	499	09/13/05	WG	UF	CS	—	Inorg	9060	Total Organic Carbon	<	1.37	—	—	0.074	mg/L	—	U	GELC
MCOI-4	499	06/23/05	WG	UF	CS	—	Inorg	9060	Total Organic Carbon	—	1.05	—	—	0.074	mg/L	—	J-	GELC
MCOI-4	499	06/27/06	WG	UF	CS	—	Inorg	160.2	Total Suspended Solids	—	2.75	—	—	0.713	mg/L	J	J	GELC
MCOI-4	499	06/27/06	WG	F	CS	—	Inorg	150.1	pH	—	7.63	—	—	0.01	SU	H	J	GELC
MCOI-4	499	01/24/06	WG	F	CS	—	Inorg	150.1	pH	—	7.01	—	—	0.01	SU	H	J	GELC
MCOI-4	499	09/13/05	WG	F	CS	—	Inorg	150.1	pH	—	6.98	—	—	0.01	SU	H	J	GELC
MCOI-4	499	06/23/05	WG	F	CS	—	Inorg	150.1	pH	—	6.93	—	—	0.01	SU	H	J	GELC
MCOI-4	499	06/27/06	WG	UF	CS	—	Inorg	150.1	pH	—	7.39	—	—	0.01	SU	H	J	GELC
MCOI-4	499	01/24/06	WG	UF	CS	FB	Inorg	150.1	pH	—	5.28	—	—	0.01	SU	H	J	GELC
MCOI-4	499	09/13/05	WG	UF	CS	—	Inorg	150.1	pH	—	6.98	—	—	0.01	SU	H	J	GELC
MCOI-4	499	06/23/05	WG	UF	CS	—	Inorg	150.1	pH	—	6.97	—	—	0.01	SU	H	J	GELC

Table D-1 (continued)

Location	Depth (ft)	Date	Fid Matrix	Fid Prep	Lab Sample Type	Fid QC	Suite	Method	Analyte	Symbol	Result	1-sigma TPU	MDA	MDL	Units	Lab Qual	Indep Qual	Lab
MCOI-4	499	06/27/06	WG	F	CS	—	Met	6010	Barium	—	14.6	—	—	1	µg/L	—	—	GELC
MCOI-4	499	01/24/06	WG	F	CS	—	Met	6010	Barium	—	16.1	—	—	1	µg/L	—	—	GELC
MCOI-4	499	09/13/05	WG	F	CS	—	Met	6010	Barium	—	19.4	—	—	1	µg/L	—	—	GELC
MCOI-4	499	06/23/05	WG	F	CS	—	Met	6010	Barium	—	14.8	—	—	1	µg/L	—	—	GELC
MCOI-4	499	06/27/06	WG	UF	CS	—	Met	6010	Barium	—	14.4	—	—	1	µg/L	—	—	GELC
MCOI-4	499	01/24/06	WG	UF	CS	FB	Met	6010	Barium	<	1	—	—	1	µg/L	U	—	GELC
MCOI-4	499	01/24/06	WG	UF	CS	—	Met	6010	Barium	—	16.9	—	—	1	µg/L	—	—	GELC
MCOI-4	499	09/13/05	WG	UF	CS	—	Met	6010	Barium	—	20.1	—	—	1	µg/L	—	—	GELC
MCOI-4	499	06/23/05	WG	UF	CS	—	Met	6010	Barium	—	21.7	—	—	1	µg/L	—	—	GELC
MCOI-4	499	06/27/06	WG	F	CS	—	Met	6010	Boron	—	28.4	—	—	10	µg/L	J	—	GELC
MCOI-4	499	01/24/06	WG	F	CS	—	Met	6010	Boron	—	28.2	—	—	10	µg/L	J	—	GELC
MCOI-4	499	09/13/05	WG	F	CS	—	Met	6010	Boron	—	31.7	—	—	10	µg/L	J	—	GELC
MCOI-4	499	06/23/05	WG	F	CS	—	Met	6010	Boron	<	40.6	—	—	10	µg/L	J	U	GELC
MCOI-4	499	06/27/06	WG	UF	CS	—	Met	6010	Boron	—	26.1	—	—	10	µg/L	J	—	GELC

Table D-1 (continued)

Location	Depth (ft)	Date	Fid Matrix	Fid Prep	Lab Sample Type	Fid QC	Suite	Method	Analyte	Symbol	Result	1-sigma TPU	MDA	MDL	Units	Lab Qual	Indep Qual	Lab
MCOI-4	499	01/24/06	WG	UF	CS	FB	Met	6010	Boron	<	10	—	—	10	µg/L	U	—	GELC
MCOI-4	499	01/24/06	WG	UF	CS	—	Met	6010	Boron	—	27.8	—	—	10	µg/L	J	—	GELC
MCOI-4	499	09/13/05	WG	UF	CS	—	Met	6010	Boron	—	27.7	—	—	10	µg/L	J	—	GELC
MCOI-4	499	06/23/05	WG	UF	CS	—	Met	6010	Boron	<	37.9	—	—	10	µg/L	J	U	GELC
MCOI-4	499	06/27/06	WG	F	CS	—	Met	6020	Chromium	—	16.7	—	—	1	µg/L	—	—	GELC
MCOI-4	499	01/24/06	WG	F	CS	—	Met	6010	Chromium	—	22.8	—	—	1	µg/L	—	—	GELC
MCOI-4	499	09/13/05	WG	F	CS	—	Met	6010	Chromium	—	29.4	—	—	1	µg/L	—	—	GELC
MCOI-4	499	06/23/05	WG	F	CS	—	Met	6010	Chromium	—	25	—	—	1	µg/L	*	—	GELC
MCOI-4	499	06/27/06	WG	UF	CS	—	Met	6020	Chromium	—	18	—	—	1	µg/L	—	—	GELC
MCOI-4	499	01/24/06	WG	UF	CS	FB	Met	6010	Chromium	<	1	—	—	1	µg/L	U	—	GELC
MCOI-4	499	01/24/06	WG	UF	CS	—	Met	6010	Chromium	—	47.1	—	—	1	µg/L	—	—	GELC
MCOI-4	499	09/13/05	WG	UF	CS	—	Met	6010	Chromium	—	61.3	—	—	1	µg/L	—	—	GELC
MCOI-4	499	06/23/05	WG	UF	CS	—	Met	6010	Chromium	—	135	—	—	1	µg/L	*	J	GELC
MCOI-4	499	06/27/06	WG	F	CS	—	Met	6010	Iron	>	18	—	—	18	µg/L	U	—	GELC

Table D-1 (continued)

Location	Depth (ft)	Date	Fid Matrix	Fid Prep	Lab Sample Type	Fid QC	Suite	Method	Analyte	Symbol	Result	1-sigma TPU	MDA	MDL	Units	Lab Qual	Indep Qual	Lab
MCOI-4	499	01/24/06	WG	F	CS	—	Met	6010	Iron	<	18	—	—	18	µg/L	U	—	GELC
MCOI-4	499	09/13/05	WG	F	CS	—	Met	6010	Iron	—	28.5	—	—	18	µg/L	J	—	GELC
MCOI-4	499	06/23/05	WG	F	CS	—	Met	6010	Iron	<	18	—	—	18	µg/L	U*	—	GELC
MCOI-4	499	06/27/06	WG	UF	CS	—	Met	6010	Iron	—	18.8	—	—	18	µg/L	J	—	GELC
MCOI-4	499	01/24/06	WG	UF	CS	FB	Met	6010	Iron	>	18	—	—	18	µg/L	U	—	GELC
MCOI-4	499	01/24/06	WG	UF	CS	—	Met	6010	Iron	—	253	—	—	18	µg/L	—	—	GELC
MCOI-4	499	09/13/05	WG	UF	CS	—	Met	6010	Iron	—	507	—	—	18	µg/L	—	—	GELC
MCOI-4	499	06/23/05	WG	UF	CS	—	Met	6010	Iron	—	1150	—	—	18	µg/L	*	J	GELC
MCOI-4	499	06/27/06	WG	F	CS	—	Met	6010	Manganese	—	3.5	—	—	2	µg/L	J	—	GELC
MCOI-4	499	01/24/06	WG	F	CS	—	Met	6010	Manganese	—	5.6	—	—	2	µg/L	J	—	GELC
MCOI-4	499	09/13/05	WG	F	CS	—	Met	6010	Manganese	—	7.5	—	—	2	µg/L	J	—	GELC
MCOI-4	499	06/23/05	WG	F	CS	—	Met	6020	Manganese	—	15.9	—	—	1	µg/L	—	—	GELC
MCOI-4	499	06/27/06	WG	UF	CS	—	Met	6010	Manganese	—	2.8	—	—	2	µg/L	J	—	GELC
MCOI-4	499	01/24/06	WG	UF	CS	FB	Met	6010	Manganese	>	2	—	—	2	µg/L	U	—	GELC

Table D-1 (continued)

Location	Depth (ft)	Date	Fid Matrix	Fid Prep	Lab Sample Type	Fid QC	Suite	Method	Analyte	Symbol	Result	1-sigma TPU	MDA	MDL	Units	Lab Qual	Indep Qual	Lab
MCOI-4	499	01/24/06	WG	UF	CS	—	Met	6010	Manganese	—	6.7	—	—	2	µg/L	J	—	GELC
MCOI-4	499	09/13/05	WG	UF	CS	—	Met	6010	Manganese	—	9.3	—	—	2	µg/L	J	—	GELC
MCOI-4	499	06/23/05	WG	UF	CS	—	Met	6020	Manganese	—	23.3	—	—	1	µg/L	—	—	GELC
MCOI-4	499	06/27/06	WG	F	CS	—	Met	6020	Nickel	—	2.8	—	—	0.5	µg/L	—	—	GELC
MCOI-4	499	01/24/06	WG	F	CS	—	Met	6020	Nickel	—	4.8	—	—	0.5	µg/L	—	—	GELC
MCOI-4	499	09/13/05	WG	F	CS	—	Met	6020	Nickel	—	5.1	—	—	0.5	µg/L	—	—	GELC
MCOI-4	499	06/23/05	WG	F	CS	—	Met	6010	Nickel	—	4.1	—	—	1	µg/L	J*	—	GELC
MCOI-4	499	06/27/06	WG	UF	CS	—	Met	6020	Nickel	—	2.6	—	—	0.5	µg/L	—	—	GELC
MCOI-4	499	01/24/06	WG	UF	CS	FB	Met	6020	Nickel	—	0.64	—	—	0.5	µg/L	J	—	GELC
MCOI-4	499	01/24/06	WG	UF	CS	—	Met	6020	Nickel	—	16.5	—	—	0.5	µg/L	—	—	GELC
MCOI-4	499	09/13/05	WG	UF	CS	—	Met	6020	Nickel	—	10.1	—	—	0.5	µg/L	—	—	GELC
MCOI-4	499	06/23/05	WG	UF	CS	—	Met	6010	Nickel	—	35.8	—	—	1	µg/L	*	J	GELC
MCOI-4	499	06/27/06	WG	F	CS	—	Met	6010	Strontium	—	159	—	—	1	µg/L	—	—	GELC
MCOI-4	499	01/24/06	WG	F	CS	—	Met	6010	Strontium	—	169	—	—	1	µg/L	—	—	GELC

Table D-1 (continued)

Location	Depth (ft)	Date	Fid Matrix	Fid Prep	Lab Sample Type	Fid QC	Suite	Method	Analyte	Symbol	Result	1-sigma TPU	MDA	MDL	Units	Lab Qual	Indep Qual	Lab
MCOI-4	499	09/13/05	WG	F	CS	—	Met	6010	Strontium	—	177	—	—	1	µg/L	—	—	GELC
MCOI-4	499	06/23/05	WG	F	CS	—	Met	6010	Strontium	—	161	—	—	1	µg/L	—	—	GELC
MCOI-4	499	06/27/06	WG	UF	CS	—	Met	6010	Strontium	—	154	—	—	1	µg/L	—	—	GELC
MCOI-4	499	01/24/06	WG	UF	CS	FB	Met	6010	Strontium	<	1	—	—	1	µg/L	U	—	GELC
MCOI-4	499	01/24/06	WG	UF	CS	—	Met	6010	Strontium	—	160	—	—	1	µg/L	—	—	GELC
MCOI-4	499	09/13/05	WG	UF	CS	—	Met	6010	Strontium	—	173	—	—	1	µg/L	—	—	GELC
MCOI-4	499	06/23/05	WG	UF	CS	—	Met	6010	Strontium	—	169	—	—	1	µg/L	—	—	GELC
MCOI-4	499	06/27/06	WG	F	CS	—	Met	6020	Thallium	—	0.66	—	—	0.4	µg/L	J	—	GELC
MCOI-4	499	01/24/06	WG	F	CS	—	Met	6020	Thallium	<	0.4	—	—	0.4	µg/L	U	—	GELC
MCOI-4	499	09/13/05	WG	F	CS	—	Met	6020	Thallium	<	0.4	—	—	0.4	µg/L	U	—	GELC
MCOI-4	499	06/23/05	WG	F	CS	—	Met	6020	Thallium	<	0.4	—	—	0.4	µg/L	U	—	GELC
MCOI-4	499	06/27/06	WG	UF	CS	—	Met	6020	Thallium	<	0.4	—	—	0.4	µg/L	U	—	GELC
MCOI-4	499	01/24/06	WG	UF	CS	FB	Met	6020	Thallium	<	0.4	—	—	0.4	µg/L	U	—	GELC
MCOI-4	499	01/24/06	WG	UF	CS	—	Met	6020	Thallium	>	0.4	—	—	0.4	µg/L	U	—	GELC

Table D-1 (continued)

Location	Depth (ft)	Date	Fid Matrix	Fid Prep	Lab Sample Type	Fid QC	Suite	Method	Analyte	Symbol	Result	1-sigma TPU	MDA	MDL	Units	Lab Qual	Indep Qual	Lab
MCOI-4	499	09/13/05	WG	UF	CS	—	Met	6020	Thallium	<	0.4	—	—	0.4	µg/L	U	—	GELC
MCOI-4	499	06/23/05	WG	UF	CS	—	Met	6020	Thallium	<	0.4	—	—	0.4	µg/L	U	—	GELC
MCOI-4	499	06/27/06	WG	F	CS	—	Met	6020	Uranium	—	0.12	—	—	0.05	µg/L	J	—	GELC
MCOI-4	499	01/24/06	WG	F	CS	—	Met	6020	Uranium	—	0.075	—	—	0.05	µg/L	J	—	GELC
MCOI-4	499	09/13/05	WG	F	CS	—	Met	6020	Uranium	—	0.23	—	—	0.05	µg/L	*	—	GELC
MCOI-4	499	06/27/06	WG	UF	CS	—	Met	6020	Uranium	—	0.11	—	—	0.05	µg/L	J	—	GELC
MCOI-4	499	01/24/06	WG	UF	CS	FB	Met	6020	Uranium	<	0.05	—	—	0.05	µg/L	U	—	GELC
MCOI-4	499	01/24/06	WG	UF	CS	—	Met	6020	Uranium	—	0.094	—	—	0.05	µg/L	J	—	GELC
MCOI-4	499	09/13/05	WG	UF	CS	—	Met	6020	Uranium	—	0.12	—	—	0.05	µg/L	J*	—	GELC
MCOI-4	499	06/27/06	WG	F	CS	—	Met	6010	Vanadium	—	1.3	—	—	1	µg/L	J	—	GELC
MCOI-4	499	01/24/06	WG	F	CS	—	Met	6010	Vanadium	<	1	—	—	1	µg/L	U	—	GELC
MCOI-4	499	09/13/05	WG	F	CS	—	Met	6010	Vanadium	—	1.5	—	—	1	µg/L	J	—	GELC
MCOI-4	499	06/23/05	WG	F	CS	—	Met	6010	Vanadium	<	1	—	—	1	µg/L	U	—	GELC
MCOI-4	499	06/27/06	WG	UF	CS	—	Met	6010	Vanadium	—	1.1	—	—	1	µg/L	J	—	GELC

Table D-1 (continued)

Location	Depth (ft)	Date	Fid Matrix	Fid Prep	Lab Sample Type	Fid QC	Suite	Method	Analyte	Symbol	Result	1-sigma TPU	MDA	MDL	Units	Lab Qual	Indep Qual	Lab
MCOI-4	499	01/24/06	WG	UF	CS	FB	Met	6010	Vanadium	<	1	—	—	1	µg/L	U	—	GELC
MCOI-4	499	01/24/06	WG	UF	CS	—	Met	6010	Vanadium	<	1	—	—	1	µg/L	U	—	GELC
MCOI-4	499	09/13/05	WG	UF	CS	—	Met	6010	Vanadium	—	1.3	—	—	1	µg/L	J	—	GELC
MCOI-4	499	06/23/05	WG	UF	CS	—	Met	6010	Vanadium	—	1.9	—	—	1	µg/L	J	—	GELC
MCOI-4	499	06/27/06	WG	F	CS	—	Met	6010	Zinc	—	294	—	—	2	µg/L	—	—	GELC
MCOI-4	499	01/24/06	WG	F	CS	—	Met	6010	Zinc	—	24.7	—	—	2	µg/L	—	—	GELC
MCOI-4	499	09/13/05	WG	F	CS	—	Met	6010	Zinc	—	52.9	—	—	2	µg/L	—	—	GELC
MCOI-4	499	06/23/05	WG	F	CS	—	Met	6010	Zinc	—	141	—	—	2	µg/L	—	—	GELC
MCOI-4	499	06/27/06	WG	UF	CS	—	Met	6010	Zinc	—	141	—	—	2	µg/L	—	—	GELC
MCOI-4	499	01/24/06	WG	UF	CS	FB	Met	6010	Zinc	<	2	—	—	2	µg/L	U	—	GELC
MCOI-4	499	01/24/06	WG	UF	CS	—	Met	6010	Zinc	—	38.4	—	—	2	µg/L	—	—	GELC
MCOI-4	499	09/13/05	WG	UF	CS	—	Met	6010	Zinc	—	23.6	—	—	2	µg/L	—	—	GELC
MCOI-4	499	06/23/05	WG	UF	CS	—	Met	6010	Zinc	—	137	—	—	2	µg/L	—	—	GELC
MCOI-4	499	06/27/06	WG	F	CS	FB	Rad	H300	Americium-241	—	-0.0307	0.0128	0.0525	—	pCi/L	U	U	GELC

Table D-1 (continued)

Location	Depth (ft)	Date	Fid Matrix	Fid Prep	Lab Sample Type	Fid QC	Suite	Method	Analyte	Symbol	Result	1-sigma TPU	MDA	MDL	Units	Lab Qual	Indep Qual	Lab
MCOI-4	499	06/27/06	WG	F	CS	—	Rad	H300	Americium-241	—	0.00581	0.00805	0.0497	—	pCi/L	U	U	GELC
MCOI-4	499	09/13/05	WG	F	CS	—	Rad	H300	Americium-241	—	-0.00662	0.00408	0.0302	—	pCi/L	U	U	GELC
MCOI-4	499	06/23/05	WG	F	CS	—	Rad	H300	Americium-241	—	0.00059 9	0.00602	0.038	—	pCi/L	U	U	GELC
MCOI-4	499	06/27/06	WG	UF	CS	FB	Rad	H300	Americium-241	—	0.00954	0.00876	0.0478	—	pCi/L	U	U	GELC
MCOI-4	499	06/27/06	WG	UF	CS	—	Rad	H300	Americium-241	—	0.00564	0.00791	0.0491	—	pCi/L	U	U	GELC
MCOI-4	499	09/13/05	WG	UF	CS	—	Rad	H300	Americium-241	—	-0.0107	0.0124	0.0323	—	pCi/L	U	U	GELC
MCOI-4	499	06/23/05	WG	UF	CS	—	Rad	H300	Americium-241	—	0.00742	0.00558	0.032	—	pCi/L	U	U	GELC
MCOI-4	499	06/27/06	WG	F	CS	FB	Rad	901.1	Cesium-137	—	0.176	1.28	4.55	—	pCi/L	U	U	GELC
MCOI-4	499	06/27/06	WG	F	CS	—	Rad	901.1	Cesium-137	—	-0.966	1.29	4.39	—	pCi/L	U	U	GELC
MCOI-4	499	09/13/05	WG	F	CS	—	Rad	901.1	Cesium-137	—	0.522	1.06	3.98	—	pCi/L	U	U	GELC
MCOI-4	499	06/23/05	WG	F	CS	—	Rad	901.1	Cesium-137	—	-0.213	0.573	2.01	—	pCi/L	U	U	GELC
MCOI-4	499	06/27/06	WG	UF	CS	FB	Rad	901.1	Cesium-137	—	1.91	0.914	3.65	—	pCi/L	U	U	GELC
MCOI-4	499	06/27/06	WG	UF	CS	—	Rad	901.1	Cesium-137	—	0.158	1.18	3.79	—	pCi/L	U	U	GELC
MCOI-4	499	09/13/05	WG	UF	CS	—	Rad	901.1	Cesium-137	—	0.263	0.96	3.48	—	pCi/L	U	U	GELC

Table D-1 (continued)

Location	Depth (ft)	Date	Fid Matrix	Fid Prep	Lab Sample Type	Fid QC	Suite	Method	Analyte	Symbol	Result	1-sigma TPU	MDA	MDL	Units	Lab Qual	Indep Qual	Lab
MCOI-4	499	06/23/05	WG	UF	CS	—	Rad	901.1	Cesium-137	—	0.438	0.507	1.82	—	pCi/L	U	U	GELC
MCOI-4	499	06/27/06	WG	F	CS	FB	Rad	901.1	Cobalt-60	—	2.32	0.933	5.31	—	pCi/L	U	U	GELC
MCOI-4	499	06/27/06	WG	F	CS	—	Rad	901.1	Cobalt-60	—	-0.708	1.3	4.64	—	pCi/L	U	U	GELC
MCOI-4	499	09/13/05	WG	F	CS	—	Rad	901.1	Cobalt-60	—	-0.329	1.15	4.15	—	pCi/L	U	U	GELC
MCOI-4	499	06/23/05	WG	F	CS	—	Rad	901.1	Cobalt-60	—	-0.305	0.543	1.87	—	pCi/L	U	U	GELC
MCOI-4	499	06/27/06	WG	UF	CS	FB	Rad	901.1	Cobalt-60	—	-0.528	0.874	3.14	—	pCi/L	U	U	GELC
MCOI-4	499	06/27/06	WG	UF	CS	—	Rad	901.1	Cobalt-60	—	0.217	1.03	3.97	—	pCi/L	U	U	GELC
MCOI-4	499	09/13/05	WG	UF	CS	—	Rad	901.1	Cobalt-60	—	1.63	1	4.13	—	pCi/L	U	U	GELC
MCOI-4	499	06/23/05	WG	UF	CS	—	Rad	901.1	Cobalt-60	—	1.22	0.593	2.25	—	pCi/L	U	U	GELC
MCOI-4	499	06/27/06	WG	F	CS	FB	Rad	900	Gross alpha	—	0.0495	0.278	1.11	—	pCi/L	U	U	GELC
MCOI-4	499	06/27/06	WG	F	CS	—	Rad	900	Gross alpha	—	-0.273	0.226	1.06	—	pCi/L	U	U	GELC
MCOI-4	499	09/13/05	WG	F	CS	—	Rad	900	Gross alpha	—	-0.354	0.351	1.96	—	pCi/L	U	U	GELC
MCOI-4	499	06/23/05	WG	F	CS	—	Rad	900	Gross alpha	—	-0.136	0.448	2.05	—	pCi/L	U	U	GELC
MCOI-4	499	06/27/06	WG	UF	CS	FB	Rad	900	Gross alpha	—	0.28	0.42	1.94	—	pCi/L	U	J-, U	GELC

Table D-1 (continued)

Location	Depth (ft)	Date	Fid Matrix	Fid Prep	Lab Sample Type	Fid QC	Suite	Method	Analyte	Symbol	Result	1-sigma TPU	MDA	MDL	Units	Lab Qual	Indep Qual	Lab
MCOI-4	499	06/27/06	WG	UF	CS	—	Rad	900	Gross alpha	—	0.171	0.557	2.68	—	pCi/L	U	J, U	GELC
MCOI-4	499	09/13/05	WG	UF	CS	—	Rad	900	Gross alpha	—	-0.435	0.4	2.08	—	pCi/L	U	U	GELC
MCOI-4	499	06/23/05	WG	UF	CS	—	Rad	900	Gross alpha	—	-0.431	0.451	2.06	—	pCi/L	U	U	GELC
MCOI-4	499	06/27/06	WG	F	CS	FB	Rad	900	Gross beta	—	-0.377	0.61	2.42	—	pCi/L	U	U	GELC
MCOI-4	499	06/27/06	WG	F	CS	—	Rad	900	Gross beta	—	2.4	0.645	2.2	—	pCi/L	—	J	GELC
MCOI-4	499	09/13/05	WG	F	CS	—	Rad	900	Gross beta	—	3.35	0.719	2.52	—	pCi/L	—	J	GELC
MCOI-4	499	06/23/05	WG	F	CS	—	Rad	900	Gross beta	—	1.01	0.347	1.19	—	pCi/L	U	U	GELC
MCOI-4	499	06/27/06	WG	UF	CS	FB	Rad	900	Gross beta	—	-0.322	0.433	1.48	—	pCi/L	U	U	GELC
MCOI-4	499	06/27/06	WG	UF	CS	—	Rad	900	Gross beta	—	1.36	0.552	1.79	—	pCi/L	U	U	GELC
MCOI-4	499	09/13/05	WG	UF	CS	—	Rad	900	Gross beta	—	3.14	0.887	3.34	—	pCi/L	U	U	GELC
MCOI-4	499	06/23/05	WG	UF	CS	—	Rad	900	Gross beta	—	2.03	0.345	1.04	—	pCi/L	—	J	GELC
MCOI-4	499	06/27/06	WG	F	CS	FB	Rad	901.1	Gross gamma	—	125	136	450	—	pCi/L	U	U	GELC
MCOI-4	499	06/27/06	WG	F	CS	—	Rad	901.1	Gross gamma	—	79.6	69.4	284	—	pCi/L	U	U	GELC
MCOI-4	499	09/13/05	WG	F	CS	—	Rad	901.1	Gross gamma	—	67.6	107	274	—	pCi/L	U	U	GELC

Table D-1 (continued)

Location	Depth (ft)	Date	Fid Matrix	Fid Prep	Lab Sample Type	Fid QC	Suite	Method	Analyte	Symbol	Result	1-sigma TPU	MDA	MDL	Units	Lab Qual	Indep Qual	Lab
MCOI-4	499	06/23/05	WG	F	CS	—	Rad	901.1	Gross gamma	—	47.1	31.2	150	—	pCi/L	U	U	GELC
MCOI-4	499	06/27/06	WG	UF	CS	FB	Rad	901.1	Gross gamma	—	166	156	380	—	pCi/L	U	U	GELC
MCOI-4	499	06/27/06	WG	UF	CS	—	Rad	901.1	Gross gamma	—	103	102	459	—	pCi/L	U	U	GELC
MCOI-4	499	09/13/05	WG	UF	CS	—	Rad	901.1	Gross gamma	—	68.1	99.4	227	—	pCi/L	U	U	GELC
MCOI-4	499	06/23/05	WG	UF	CS	—	Rad	901.1	Gross gamma	—	57.9	59.8	168	—	pCi/L	U	U	GELC
MCOI-4	499	06/27/06	WG	F	CS	FB	Rad	901.1	Neptunium-237	—	10.4	11.5	18.3	—	pCi/L	U	U	GELC
MCOI-4	499	06/27/06	WG	F	CS	—	Rad	901.1	Neptunium-237	—	-1.38	5.65	19.5	—	pCi/L	U	U	GELC
MCOI-4	499	09/13/05	WG	F	CS	—	Rad	901.1	Neptunium-237	—	-11.3	9.3	31.3	—	pCi/L	U	U	GELC
MCOI-4	499	06/23/05	WG	F	CS	—	Rad	901.1	Neptunium-237	—	3.16	5.25	18.2	—	pCi/L	U	U	GELC
MCOI-4	499	06/27/06	WG	UF	CS	FB	Rad	901.1	Neptunium-237	—	-1.27	7.29	24.9	—	pCi/L	U	U	GELC
MCOI-4	499	06/27/06	WG	UF	CS	—	Rad	901.1	Neptunium-237	—	-3.62	8.36	26.7	—	pCi/L	U	U	GELC
MCOI-4	499	09/13/05	WG	UF	CS	—	Rad	901.1	Neptunium-237	—	-6.27	6.14	21.4	—	pCi/L	U	U	GELC
MCOI-4	499	06/23/05	WG	UF	CS	—	Rad	901.1	Neptunium-237	—	1.22	4.53	15.3	—	pCi/L	U	U	GELC
MCOI-4	499	06/27/06	WG	F	CS	FB	Rad	H300	Plutonium-238	—	-0.00198	0.00343	0.019	—	pCi/L	U	U	GELC

Table D-1 (continued)

Location	Depth (ft)	Date	Fid Matrix	Fid Prep	Lab Sample Type	Fid QC	Suite	Method	Analyte	Symbol	Result	1-sigma TPU	MDA	MDL	Units	Lab Qual	Indep Qual	Lab
MCOI-4	499	06/27/06	WG	F	CS	—	Rad	H300	Plutonium-238	—	0	0.00242	0.016	—	pCi/L	U	U	GELC
MCOI-4	499	09/13/05	WG	F	CS	—	Rad	H300	Plutonium-238	—	0.00353	0.0025	0.0366	—	pCi/L	U	U	GELC
MCOI-4	499	06/23/05	WG	F	CS	—	Rad	H300	Plutonium-238	—	0.00762	0.00468	0.03	—	pCi/L	U	U	GELC
MCOI-4	499	06/27/06	WG	UF	CS	FB	Rad	H300	Plutonium-238	—	-0.00583	0.00515	0.019	—	pCi/L	U	U	GELC
MCOI-4	499	06/27/06	WG	UF	CS	—	Rad	H300	Plutonium-238	—	-0.00196	0.00339	0.019	—	pCi/L	U	U	GELC
MCOI-4	499	09/13/05	WG	UF	CS	—	Rad	H300	Plutonium-238	—	-0.0156	0.00997	0.0405	—	pCi/L	U	U	GELC
MCOI-4	499	06/23/05	WG	UF	CS	—	Rad	H300	Plutonium-238	—	0.00718	0.00536	0.037	—	pCi/L	U	U	GELC
MCOI-4	499	06/27/06	WG	F	CS	FB	Rad	H300	Plutonium-239/240	—	0.00792	0.00398	0.022	—	pCi/L	U	U	GELC
MCOI-4	499	06/27/06	WG	F	CS	—	Rad	H300	Plutonium-239/240	—	0.00171	0.00296	0.019	—	pCi/L	U	U	GELC
MCOI-4	499	09/13/05	WG	F	CS	—	Rad	H300	Plutonium-239/240	—	-0.00353	0.00558	0.0309	—	pCi/L	U	U	GELC
MCOI-4	499	06/23/05	WG	F	CS	—	Rad	H300	Plutonium-239/240	—	4.54E-10	0.00467	0.031	—	pCi/L	U	U	GELC
MCOI-4	499	06/27/06	WG	UF	CS	FB	Rad	H300	Plutonium-239/240	—	-0.00194	0.00336	0.022	—	pCi/L	U	U	GELC
MCOI-4	499	06/27/06	WG	UF	CS	—	Rad	H300	Plutonium-239/240	—	0.00196	0.00339	0.022	—	pCi/L	U	U	GELC
MCOI-4	499	09/13/05	WG	UF	CS	—	Rad	H300	Plutonium-239/240	—	0.00781	0.00731	0.0342	—	pCi/L	U	U	GELC

Table D-1 (continued)

Location	Depth (ft)	Date	Fid Matrix	Fid Prep	Lab Sample Type	Fid QC	Suite	Method	Analyte	Symbol	Result	1-sigma TPU	MDA	MDL	Units	Lab Qual	Indep Qual	Lab
MCOI-4	499	06/23/05	WG	UF	CS	—	Rad	H300	Plutonium-239/240	—	0.00478	0.00339	0.038	—	pCi/L	U	U	GELC
MCOI-4	499	06/27/06	WG	F	CS	FB	Rad	901.1	Potassium-40	—	125	34.7	46.1	—	pCi/L	UI	R	GELC
MCOI-4	499	06/27/06	WG	F	CS	—	Rad	901.1	Potassium-40	—	6.37	11.8	46	—	pCi/L	U	U	GELC
MCOI-4	499	09/13/05	WG	F	CS	—	Rad	901.1	Potassium-40	—	31	11.3	49.7	—	pCi/L	U	U	GELC
MCOI-4	499	06/23/05	WG	F	CS	—	Rad	901.1	Potassium-40	—	9.77	13.1	20.6	—	pCi/L	U	U	GELC
MCOI-4	499	06/27/06	WG	UF	CS	FB	Rad	901.1	Potassium-40	—	23	11.6	47.1	—	pCi/L	U	U	GELC
MCOI-4	499	06/27/06	WG	UF	CS	—	Rad	901.1	Potassium-40	—	3.03	24.5	37.9	—	pCi/L	U	U	GELC
MCOI-4	499	09/13/05	WG	UF	CS	—	Rad	901.1	Potassium-40	—	21	21	29.1	—	pCi/L	U	U	GELC
MCOI-4	499	06/23/05	WG	UF	CS	—	Rad	901.1	Potassium-40	—	3.48	12.4	20	—	pCi/L	U	U	GELC
MCOI-4	499	06/27/06	WG	F	CS	FB	Rad	901.1	Sodium-22	—	2.95	1.23	4.56	—	pCi/L	U	U	GELC
MCOI-4	499	06/27/06	WG	F	CS	—	Rad	901.1	Sodium-22	—	-1.54	1.51	5.17	—	pCi/L	U	U	GELC
MCOI-4	499	09/13/05	WG	F	CS	—	Rad	901.1	Sodium-22	—	0.301	1.2	4.48	—	pCi/L	U	U	GELC
MCOI-4	499	06/23/05	WG	F	CS	—	Rad	901.1	Sodium-22	—	-0.0847	0.624	2.18	—	pCi/L	U	U	GELC
MCOI-4	499	06/27/06	WG	UF	CS	FB	Rad	901.1	Sodium-22	—	-0.342	1.09	3.94	—	pCi/L	U	U	GELC

Table D-1 (continued)

Location	Depth (ft)	Date	Fid Matrix	Fid Prep	Lab Sample Type	Fid QC	Suite	Method	Analyte	Symbol	Result	1-sigma TPU	MDA	MDL	Units	Lab Qual	Indep Qual	Lab
MCOI-4	499	06/27/06	WG	UF	CS	—	Rad	901.1	Sodium-22	—	0.386	1.13	4.34	—	pCi/L	U	U	GELC
MCOI-4	499	09/13/05	WG	UF	CS	—	Rad	901.1	Sodium-22	—	0.00403	0.946	3.54	—	pCi/L	U	U	GELC
MCOI-4	499	06/23/05	WG	UF	CS	—	Rad	901.1	Sodium-22	—	-0.396	0.518	1.77	—	pCi/L	U	U	GELC
MCOI-4	499	06/27/06	WG	F	CS	FB	Rad	905.0	Strontium-90	—	-0.146	0.0855	0.488	—	pCi/L	U	U	GELC
MCOI-4	499	06/27/06	WG	F	CS	—	Rad	905.0	Strontium-90	—	-0.0248	0.0891	0.451	—	pCi/L	U	U	GELC
MCOI-4	499	09/13/05	WG	F	CS	—	Rad	905.0	Strontium-90	—	-0.0888	0.047	0.169	—	pCi/L	U	U	GELC
MCOI-4	499	06/23/05	WG	F	CS	—	Rad	905.0	Strontium-90	—	-0.0138	0.0379	0.131	—	pCi/L	U	U	GELC
MCOI-4	499	06/27/06	WG	UF	CS	FB	Rad	905.0	Strontium-90	—	-0.188	0.0689	0.422	—	pCi/L	U	U	GELC
MCOI-4	499	06/27/06	WG	UF	CS	—	Rad	905.0	Strontium-90	—	-0.138	0.0714	0.419	—	pCi/L	U	U	GELC
MCOI-4	499	09/13/05	WG	UF	CS	—	Rad	905.0	Strontium-90	—	-0.0688	0.0355	0.128	—	pCi/L	U	U	GELC
MCOI-4	499	06/23/05	WG	UF	CS	—	Rad	905.0	Strontium-90	—	-0.0171	0.0339	0.118	—	pCi/L	U	U	GELC
MCOI-4	499	06/27/06	WG	UF	CS	—	Rad	906.0	Tritium	—	11700	199	172	—	pCi/L	—	—	GELC
MCOI-4	499	01/24/06	WG	UF	CS	FB	Rad	906.0	Tritium	—	0	67.3	230	—	pCi/L	U	U	GELC
MCOI-4	499	01/24/06	WG	UF	CS	—	Rad	906.0	Tritium	—	12500	238	224	—	pCi/L	—	—	GELC

Table D-1 (continued)

Location	Depth (ft)	Date	Fid Matrix	Fid Prep	Lab Sample Type	Fid QC	Suite	Method	Analyte	Symbol	Result	1-sigma TPU	MDA	MDL	Units	Lab Qual	Indep Qual	Lab
MCOI-4	499	09/13/05	WG	UF	CS	—	Rad	906.0	Tritium	—	11800	235	234	—	pCi/L	—	—	GELC
MCOI-4	499	06/23/05	WG	UF	CS	—	Rad	906.0	Tritium	—	12900	402	345	—	pCi/L	—	—	GELC
MCOI-4	499	06/27/06	WG	F	CS	FB	Rad	H300	Uranium-234	—	0.00462	0.0139	0.0482	—	pCi/L	U	U	GELC
MCOI-4	499	06/27/06	WG	F	CS	—	Rad	H300	Uranium-234	—	0.0485	0.0203	0.0778	—	pCi/L	U	U	GELC
MCOI-4	499	09/13/05	WG	F	CS	—	Rad	H300	Uranium-234	—	0.106	0.0163	0.0644	—	pCi/L	—	J	GELC
MCOI-4	499	06/23/05	WG	F	CS	—	Rad	H300	Uranium-234	—	0.115	0.0187	0.073	—	pCi/L	—	J	GELC
MCOI-4	499	06/27/06	WG	UF	CS	FB	Rad	H300	Uranium-234	—	-0.00214	0.00771	0.0446	—	pCi/L	U	U	GELC
MCOI-4	499	06/27/06	WG	UF	CS	—	Rad	H300	Uranium-234	—	0.0645	0.0213	0.0673	—	pCi/L	U	U	GELC
MCOI-4	499	09/13/05	WG	UF	CS	—	Rad	H300	Uranium-234	—	0.132	0.019	0.0694	—	pCi/L	—	J	GELC
MCOI-4	499	06/23/05	WG	UF	CS	—	Rad	H300	Uranium-234	—	0.0957	0.0174	0.069	—	pCi/L	—	J	GELC
MCOI-4	499	06/27/06	WG	F	CS	FB	Rad	H300	Uranium-235/236	—	-0.0228	0.0135	0.0406	—	pCi/L	U	U	GELC
MCOI-4	499	06/27/06	WG	F	CS	—	Rad	H300	Uranium-235/236	—	-1.1E-09	0.00922	0.0656	—	pCi/L	U	U	GELC
MCOI-4	499	09/13/05	WG	F	CS	—	Rad	H300	Uranium-235/236	—	0.0131	0.00786	0.0485	—	pCi/L	U	U	GELC
MCOI-4	499	06/23/05	WG	F	CS	—	Rad	H300	Uranium-235/236	—	0.0359	0.00996	0.044	—	pCi/L	U	U	GELC

Table D-1 (continued)

Location	Depth (ft)	Date	Fid Matrix	Fid Prep	Lab Sample Type	Fid QC	Suite	Method	Analyte	Symbol	Result	1-sigma TPU	MDA	MDL	Units	Lab Qual	Indep Qual	Lab
MCOI-4	499	06/27/06	WG	UF	CS	FB	Rad	H300	Uranium-235/236	—	-1.26E-09	0.00748	0.0376	—	pCi/L	U	U	GELC
MCOI-4	499	06/27/06	WG	UF	CS	—	Rad	H300	Uranium-235/236	—	0.00399	0.0144	0.0568	—	pCi/L	U	U	GELC
MCOI-4	499	09/13/05	WG	UF	CS	—	Rad	H300	Uranium-235/236	—	0.0366	0.0103	0.0523	—	pCi/L	U	U	GELC
MCOI-4	499	06/23/05	WG	UF	CS	—	Rad	H300	Uranium-235/236	—	0.0183	0.00972	0.042	—	pCi/L	U	U	GELC
MCOI-4	499	06/27/06	WG	F	CS	FB	Rad	H300	Uranium-238	—	-0.00924	0.00981	0.0512	—	pCi/L	U	U	GELC
MCOI-4	499	06/27/06	WG	F	CS	—	Rad	H300	Uranium-238	—	0.0373	0.016	0.0828	—	pCi/L	U	U	GELC
MCOI-4	499	09/13/05	WG	F	CS	—	Rad	H300	Uranium-238	—	0.0423	0.0101	0.0456	—	pCi/L	U	U	GELC
MCOI-4	499	06/23/05	WG	F	CS	—	Rad	H300	Uranium-238	—	0.0453	0.0111	0.051	—	pCi/L	U	U	GELC
MCOI-4	499	06/27/06	WG	UF	CS	FB	Rad	H300	Uranium-238	—	-0.00642	0.00772	0.0474	—	pCi/L	U	U	GELC
MCOI-4	499	06/27/06	WG	UF	CS	—	Rad	H300	Uranium-238	—	0.0452	0.0179	0.0716	—	pCi/L	U	U	GELC
MCOI-4	499	09/13/05	WG	UF	CS	—	Rad	H300	Uranium-238	—	0.0387	0.0106	0.0492	—	pCi/L	U	U	GELC
MCOI-4	499	06/23/05	WG	UF	CS	—	Rad	H300	Uranium-238	—	0.041	0.0126	0.049	—	pCi/L	U	U	GELC
MCOI-4	499	06/27/06	WG	UF	CS	—	SV	8270	Bis(2-ethylhexyl)phthalate	—	16.2	—	—	2.06	µg/L	—	—	GELC

Table D-1 (continued)

Location	Depth (ft)	Date	Fid Matrix	Fid Prep	Lab Sample Type	Fid QC	Suite	Method	Analyte	Symbol	Result	1-sigma TPU	MDA	MDL	Units	Lab Qual	Indep Qual	Lab
MCOI-4	499	09/13/05	WG	UF	CS	—	SV	8270	Bis(2-ethylhexyl)phthalate	<	10.5	—	—	—	µg/L	U	UJ	GELC
MCOI-4	499	06/23/05	WG	UF	CS	—	SV	8270	Bis(2-ethylhexyl)phthalate	<	10.1	—	—	—	µg/L	U	—	GELC
MCOI-4	499	06/27/06	WG	UF	CS	—	SV	8270	Dioxane[1,4-]	—	27.9	—	—	1.03	µg/L	—	J	GELC
MCOI-4	499	06/27/06	WG	UF	CS	FTB	Voa	8260	Acetone	—	1.37	—	—	1.25	µg/L	J	J, J-	GELC
MCOI-4	499	06/27/06	WG	UF	CS	—	Voa	8260	Acetone	<	5	—	—	1.25	µg/L	U	R	GELC
MCOI-4	499	06/20/06	WG	UF	CS	—	Voa	8260	Acetone	—	8.26	—	—	1.25	µg/L	—	—	GELC
MCOI-4	499	01/24/06	WG	UF	CS	FB	Voa	8260	Acetone	—	3.52	—	—	1.25	µg/L	J	—	GELC
MCOI-4	499	01/24/06	WG	UF	CS	FTB	Voa	8260	Acetone	<	5	—	—	1.25	µg/L	U	—	GELC
MCOI-4	499	01/24/06	WG	UF	CS	—	Voa	8260	Acetone	<	5	—	—	1.25	µg/L	U	—	GELC
MCOI-4	499	09/13/05	WG	UF	CS	FTB	Voa	8260	Acetone	<	5	—	—	—	µg/L	U	—	GELC
MCOI-4	499	09/13/05	WG	UF	CS	—	Voa	8260	Acetone	—	3.5	—	—	—	µg/L	J	—	GELC
MCOI-4	499	06/27/06	WG	UF	CS	FTB	Voa	8260	Carbon Disulfide	—	2.63	—	—	1.25	µg/L	J	J	GELC
MCOI-4	499	06/27/06	WG	UF	CS	—	Voa	8260	Carbon Disulfide	<	5	—	—	1.25	µg/L	U	R	GELC

Table D-1 (continued)

Location	Depth (ft)	Date	Fid Matrix	Fid Prep	Lab Sample Type	Fid QC	Suite	Method	Analyte	Symbol	Result	1-sigma TPU	MDA	MDL	Units	Lab Qual	Indep Qual	Lab
MCOI-4	499	06/20/06	WG	UF	CS	—	Voa	8260	Carbon Disulfide	<	5	—	—	1.25	µg/L	U	—	GELC
MCOI-4	499	01/24/06	WG	UF	CS	FB	Voa	8260	Carbon Disulfide	<	5	—	—	1.25	µg/L	U	R	GELC
MCOI-4	499	01/24/06	WG	UF	CS	FTB	Voa	8260	Carbon Disulfide	<	5	—	—	1.25	µg/L	U	R	GELC
MCOI-4	499	01/24/06	WG	UF	CS	—	Voa	8260	Carbon Disulfide	<	5	—	—	1.25	µg/L	U	R	GELC
MCOI-4	499	09/13/05	WG	UF	CS	FTB	Voa	8260	Carbon Disulfide	<	5	—	—	—	µg/L	U	—	GELC
MCOI-4	499	09/13/05	WG	UF	CS	—	Voa	8260	Carbon Disulfide	<	5	—	—	—	µg/L	U	—	GELC
MCOI-4	499	06/27/06	WG	UF	CS	FTB	Voa	8260	Dioxane[1,4-]	<	50	—	—	20	µg/L	U	R, UJ	GELC
MCOI-4	499	06/27/06	WG	UF	CS	—	Voa	8260	Dioxane[1,4-]	<	50	—	—	20	µg/L	U	R	GELC
MCOI-4	499	06/20/06	WG	UF	CS	—	Voa	8260	Dioxane[1,4-]	<	50	—	—	20	µg/L	U	R	GELC
MCOI-4	499	01/24/06	WG	UF	CS	FB	Voa	8260	Dioxane[1,4-]	<	50	—	—	20	µg/L	U	R	GELC
MCOI-4	499	01/24/06	WG	UF	CS	FTB	Voa	8260	Dioxane[1,4-]	<	50	—	—	20	µg/L	U	R	GELC
MCOI-4	499	01/24/06	WG	UF	CS	—	Voa	8260	Dioxane[1,4-]	—	49	—	—	20	µg/L	J	J	GELC
MCOI-4	499	09/13/05	WG	UF	CS	FTB	Voa	8260	Dioxane[1,4-]	<	50	—	—	—	µg/L	U	R, UJ	GELC
MCOI-4	499	09/13/05	WG	UF	CS	—	Voa	8260	Dioxane[1,4-]	—	50.8	—	—	—	µg/L	—	J	GELC

Table D-1 (continued)

Location	Depth (ft)	Date	Fid Matrix	Fid Prep	Lab Sample Type	Fid QC	Suite	Method	Analyte	Symbol	Result	1-sigma TPU	MDA	MDL	Units	Lab Qual	Indep Qual	Lab
MCOI-4	499	06/27/06	WG	UF	CS	FTB	Voa	8260	Toluene	<	1	—	—	0.25	µg/L	U	UJ	GELC
MCOI-4	499	06/27/06	WG	UF	CS	—	Voa	8260	Toluene	—	1.39	—	—	0.25	µg/L	—	J	GELC
MCOI-4	499	06/20/06	WG	UF	CS	—	Voa	8260	Toluene	—	0.606	—	—	0.25	µg/L	J	—	GELC
MCOI-4	499	01/24/06	WG	UF	CS	FB	Voa	8260	Toluene	<	1	—	—	0.25	µg/L	U	—	GELC
MCOI-4	499	01/24/06	WG	UF	CS	FTB	Voa	8260	Toluene	<	1	—	—	0.25	µg/L	U	—	GELC
MCOI-4	499	01/24/06	WG	UF	CS	—	Voa	8260	Toluene	<	1	—	—	0.25	µg/L	U	—	GELC
MCOI-4	499	09/13/05	WG	UF	CS	FTB	Voa	8260	Toluene	<	1	—	—	—	µg/L	U	—	GELC
MCOI-4	499	09/13/05	WG	UF	CS	—	Voa	8260	Toluene	<	1	—	—	—	µg/L	U	—	GELC
MCOI-5	689	06/26/06	WG	F	CS	—	Inorg	310.1	Alkalinity-CO3+HCO3	—	56.8	—	—	0.725	mg/L	—	—	GELC
MCOI-5	689	01/27/06	WG	F	CS	—	Inorg	310.1	Alkalinity-CO3+HCO3	—	48	—	—	1.45	mg/L	—	—	GELC
MCOI-5	689	09/09/05	WG	F	CS	—	Inorg	310.1	Alkalinity-CO3+HCO3	—	46	—	—	1.45	mg/L	—	—	GELC
MCOI-5	689	06/09/05	WG	F	CS	—	Inorg	310.1	Alkalinity-CO3+HCO3	—	62.4	—	—	1.45	mg/L	—	—	GELC
MCOI-5	689	06/26/06	WG	UF	CS	—	Inorg	310.1	Alkalinity-CO3+HCO3	—	56.8	—	—	0.725	mg/L	—	—	GELC
MCOI-5	689	09/09/05	WG	UF	CS	—	Inorg	310.1	Alkalinity-CO3+HCO3	—	47	—	—	1.45	mg/L	—	—	GELC

Table D-1 (continued)

Location	Depth (ft)	Date	Fid Matrix	Fid Prep	Lab Sample Type	Fid QC	Suite	Method	Analyte	Symbol	Result	1-sigma TPU	MDA	MDL	Units	Lab Qual	Indep Qual	Lab
MCOI-5	689	06/09/05	WG	UF	CS	—	Inorg	310.1	Alkalinity-CO3+HCO3	—	63.5	—	—	1.45	mg/L	—	—	GELC
MCOI-5	689	06/26/06	WG	F	CS	—	Inorg	300	Bromide	<	0.066	—	—	0.066	mg/L	U	—	GELC
MCOI-5	689	01/27/06	WG	F	CS	—	Inorg	300	Bromide	—	0.13	—	—	0.041	mg/L	J	—	GELC
MCOI-5	689	09/09/05	WG	F	CS	—	Inorg	300	Bromide	—	0.157	—	—	0.041	mg/L	J	—	GELC
MCOI-5	689	06/09/05	WG	F	CS	—	Inorg	300	Bromide	<	0.041	—	—	0.041	mg/L	U	—	GELC
MCOI-5	689	06/26/06	WG	UF	CS	—	Inorg	300	Bromide	—	0.151	—	—	0.066	mg/L	J	—	GELC
MCOI-5	689	09/09/05	WG	UF	CS	—	Inorg	300	Bromide	—	0.137	—	—	0.041	mg/L	J	—	GELC
MCOI-5	689	06/09/05	WG	UF	CS	—	Inorg	300	Bromide	<	0.041	—	—	0.041	mg/L	U	—	GELC
MCOI-5	689	06/26/06	WG	F	CS	—	Inorg	6010	Calcium	—	22.1	—	—	0.036	mg/L	—	—	GELC
MCOI-5	689	01/27/06	WG	F	CS	—	Inorg	6010	Calcium	—	20.5	—	—	0.036	mg/L	—	—	GELC
MCOI-5	689	09/09/05	WG	F	CS	—	Inorg	6010	Calcium	—	20.1	—	—	0.036	mg/L	—	J	GELC
MCOI-5	689	06/09/05	WG	F	CS	—	Inorg	6010	Calcium	—	19	—	—	0.036	mg/L	—	—	GELC
MCOI-5	689	06/26/06	WG	UF	CS	—	Inorg	6010	Calcium	—	23.5	—	—	0.036	mg/L	—	—	GELC
MCOI-5	689	01/27/06	WG	UF	CS	—	Inorg	6010	Calcium	—	21.3	—	—	0.036	mg/L	—	—	GELC

Table D-1 (continued)

Location	Depth (ft)	Date	Fid Matrix	Fid Prep	Lab Sample Type	Fid QC	Suite	Method	Analyte	Symbol	Result	1-sigma TPU	MDA	MDL	Units	Lab Qual	Indep Qual	Lab
MCOI-5	689	09/09/05	WG	UF	CS	—	Inorg	6010	Calcium	—	20.8	—	—	0.036	mg/L	—	J	GELC
MCOI-5	689	06/09/05	WG	UF	CS	—	Inorg	6010	Calcium	—	20.7	—	—	0.036	mg/L	—	—	GELC
MCOI-5	689	06/26/06	WG	F	CS	—	Inorg	300	Chloride	—	7.25	—	—	0.066	mg/L	—	—	GELC
MCOI-5	689	01/27/06	WG	F	CS	—	Inorg	300	Chloride	—	6.87	—	—	0.053	mg/L	—	—	GELC
MCOI-5	689	09/09/05	WG	F	CS	—	Inorg	300	Chloride	—	6.7	—	—	0.053	mg/L	—	—	GELC
MCOI-5	689	06/09/05	WG	F	CS	—	Inorg	300	Chloride	—	5.89	—	—	0.053	mg/L	—	—	GELC
MCOI-5	689	06/26/06	WG	UF	CS	—	Inorg	300	Chloride	—	7.32	—	—	0.066	mg/L	—	—	GELC
MCOI-5	689	09/09/05	WG	UF	CS	—	Inorg	300	Chloride	—	6.69	—	—	0.053	mg/L	—	—	GELC
MCOI-5	689	06/09/05	WG	UF	CS	—	Inorg	300	Chloride	—	5.99	—	—	0.053	mg/L	—	—	GELC
MCOI-5	689	06/26/06	WG	F	CS	—	Inorg	300	Fluoride	—	0.271	—	—	0.033	mg/L	—	—	GELC
MCOI-5	689	01/27/06	WG	F	CS	—	Inorg	300	Fluoride	—	0.333	—	—	0.03	mg/L	—	—	GELC
MCOI-5	689	09/09/05	WG	F	CS	—	Inorg	300	Fluoride	—	0.327	—	—	0.03	mg/L	—	—	GELC
MCOI-5	689	06/09/05	WG	F	CS	—	Inorg	300	Fluoride	—	0.235	—	—	0.03	mg/L	J	J+	GELC
MCOI-5	689	06/26/06	WG	UF	CS	—	Inorg	300	Fluoride	—	0.291	—	—	0.033	mg/L	—	—	GELC

Table D-1 (continued)

Location	Depth (ft)	Date	Fid Matrix	Fid Prep	Lab Sample Type	Fid QC	Suite	Method	Analyte	Symbol	Result	1-sigma TPU	MDA	MDL	Units	Lab Qual	Indep Qual	Lab
MCOI-5	689	09/09/05	WG	UF	CS	—	Inorg	300	Fluoride	—	0.317	—	—	0.03	mg/L	—	—	GELC
MCOI-5	689	06/09/05	WG	UF	CS	—	Inorg	300	Fluoride	—	0.303	—	—	0.03	mg/L	J	J+	GELC
MCOI-5	689	06/26/06	WG	F	CS	—	Inorg	A2340	Hardness	—	72.7	—	—	0.085	mg/L	—	—	GELC
MCOI-5	689	01/27/06	WG	F	CS	—	Inorg	A2340	Hardness	—	67.1	—	—	0.085	mg/L	—	—	GELC
MCOI-5	689	09/09/05	WG	F	CS	—	Inorg	A2340	Hardness	—	65.8	—	—	0.085	mg/L	—	—	GELC
MCOI-5	689	06/09/05	WG	F	CS	—	Inorg	A2340	Hardness	—	62.4	—	—	0.085	mg/L	—	—	GELC
MCOI-5	689	06/26/06	WG	UF	CS	—	Inorg	A2340	Hardness	—	80.5	—	—	0.085	mg/L	—	—	GELC
MCOI-5	689	01/27/06	WG	UF	CS	—	Inorg	A2340	Hardness	—	70.5	—	—	0.085	mg/L	—	—	GELC
MCOI-5	689	09/09/05	WG	UF	CS	—	Inorg	A2340	Hardness	—	69.6	—	—	0.085	mg/L	—	—	GELC
MCOI-5	689	06/09/05	WG	UF	CS	—	Inorg	A2340	Hardness	—	70.5	—	—	0.085	mg/L	—	—	GELC
MCOI-5	689	06/26/06	WG	F	CS	—	Inorg	6010	Magnesium	—	4.27	—	—	0.085	mg/L	—	—	GELC
MCOI-5	689	01/27/06	WG	F	CS	—	Inorg	6010	Magnesium	—	3.89	—	—	0.085	mg/L	—	—	GELC
MCOI-5	689	09/09/05	WG	F	CS	—	Inorg	6010	Magnesium	—	3.78	—	—	0.085	mg/L	—	—	GELC
MCOI-5	689	06/09/05	WG	F	CS	—	Inorg	6010	Magnesium	—	3.66	—	—	0.085	mg/L	—	—	GELC

Table D-1 (continued)

Location	Depth (ft)	Date	Fid Matrix	Fid Prep	Lab Sample Type	Fid QC	Suite	Method	Analyte	Symbol	Result	1-sigma TPU	MDA	MDL	Units	Lab Qual	Indep Qual	Lab
MCOI-5	689	06/26/06	WG	UF	CS	—	Inorg	6010	Magnesium	—	5.27	—	—	0.085	mg/L	—	—	GELC
MCOI-5	689	01/27/06	WG	UF	CS	—	Inorg	6010	Magnesium	—	4.21	—	—	0.085	mg/L	—	—	GELC
MCOI-5	689	09/09/05	WG	UF	CS	—	Inorg	6010	Magnesium	—	4.28	—	—	0.085	mg/L	—	—	GELC
MCOI-5	689	06/09/05	WG	UF	CS	—	Inorg	6010	Magnesium	—	4.56	—	—	0.085	mg/L	—	—	GELC
MCOI-5	689	06/26/06	WG	F	CS	—	Inorg	353.1	Nitrate-Nitrite as N	—	5.13	—	—	0.07	mg/L	—	—	GELC
MCOI-5	689	01/27/06	WG	F	CS	—	Inorg	353.1	Nitrate-Nitrite as N	—	4.43	—	—	0.17	mg/L	—	J	GELC
MCOI-5	689	09/09/05	WG	F	CS	—	Inorg	353.1	Nitrate-Nitrite as N	—	4.22	—	—	0.17	mg/L	—	—	GELC
MCOI-5	689	06/09/05	WG	F	CS	—	Inorg	353.1	Nitrate-Nitrite as N	—	3.17	—	—	0.003	mg/L	—	—	GELC
MCOI-5	689	06/26/06	WG	UF	CS	—	Inorg	353.1	Nitrate-Nitrite as N	—	5.47	—	—	0.07	mg/L	—	—	GELC
MCOI-5	689	06/09/05	WG	UF	CS	—	Inorg	353.1	Nitrate-Nitrite as N	—	3.07	—	—	0.003	mg/L	—	—	GELC
MCOI-5	689	06/26/06	WG	F	CS	—	Inorg	6850	Perchlorate	—	110	—	—	10	µg/L	—	J	GELC
MCOI-5	689	06/26/06	WG	F	CS	—	Inorg	314.0	Perchlorate	—	119	—	—	8	µg/L	—	—	GELC
MCOI-5	689	01/27/06	WG	F	CS	—	Inorg	6850	Perchlorate	—	112	—	—	10	µg/L	—	J	GELC
MCOI-5	689	01/27/06	WG	F	RE	—	Inorg	314.0	Perchlorate	—	117	—	—	8	µg/L	—	—	GELC

Table D-1 (continued)

Location	Depth (ft)	Date	Fid Matrix	Fid Prep	Lab Sample Type	Fid QC	Suite	Method	Analyte	Symbol	Result	1-sigma TPU	MDA	MDL	Units	Lab Qual	Indep Qual	Lab
MCOI-5	689	09/09/05	WG	F	CS	—	Inorg	314.0	Perchlorate	—	102	—	—	8	µg/L	—	—	GELC
MCOI-5	689	09/09/05	WG	F	CS	—	Inorg	6850	Perchlorate	—	104	—	—	12.5	µg/L	—	—	GELC
MCOI-5	689	06/09/05	WG	F	CS	—	Inorg	314.0	Perchlorate	—	81.6	—	—	4	µg/L	—	—	GELC
MCOI-5	689	06/09/05	WG	F	CS	—	Inorg	6850	Perchlorate	—	88.1	—	—	5	µg/L	—	—	GELC
MCOI-5	689	06/26/06	WG	F	CS	—	Inorg	6010	Potassium	—	0.61	—	—	0.05	mg/L	—	—	GELC
MCOI-5	689	01/27/06	WG	F	CS	—	Inorg	6010	Potassium	—	0.628	—	—	0.05	mg/L	—	—	GELC
MCOI-5	689	09/09/05	WG	F	CS	—	Inorg	6010	Potassium	—	0.625	—	—	0.05	mg/L	—	—	GELC
MCOI-5	689	06/09/05	WG	F	CS	—	Inorg	6010	Potassium	—	0.742	—	—	0.05	mg/L	—	—	GELC
MCOI-5	689	06/26/06	WG	UF	CS	—	Inorg	6010	Potassium	—	0.855	—	—	0.05	mg/L	—	—	GELC
MCOI-5	689	01/27/06	WG	UF	CS	—	Inorg	6010	Potassium	—	0.74	—	—	0.05	mg/L	—	—	GELC
MCOI-5	689	09/09/05	WG	UF	CS	—	Inorg	6010	Potassium	—	0.897	—	—	0.05	mg/L	—	—	GELC
MCOI-5	689	06/09/05	WG	UF	CS	—	Inorg	6010	Potassium	—	1.24	—	—	0.05	mg/L	—	—	GELC
MCOI-5	689	06/26/06	WG	F	CS	—	Inorg	6010	Silicon Dioxide	—	63.3	—	—	0.032	mg/L	—	—	GELC
MCOI-5	689	01/27/06	WG	F	CS	—	Inorg	6010	Silicon Dioxide	—	66.1	—	—	0.032	mg/L	—	—	GELC

Table D-1 (continued)

Location	Depth (ft)	Date	Fid Matrix	Fid Prep	Lab Sample Type	Fid QC	Suite	Method	Analyte	Symbol	Result	1-sigma TPU	MDA	MDL	Units	Lab Qual	Indep Qual	Lab
MCOI-5	689	09/09/05	WG	F	CS	—	Inorg	6010	Silicon Dioxide	—	64.8	—	—	0.032	mg/L	—	J	GELC
MCOI-5	689	06/09/05	WG	F	CS	—	Inorg	6010	Silicon Dioxide	—	50.5	—	—	0.16	mg/L	—	—	GELC
MCOI-5	689	06/26/06	WG	UF	CS	—	Inorg	6010	Silicon Dioxide	—	70.6	—	—	0.032	mg/L	—	—	GELC
MCOI-5	689	01/27/06	WG	UF	CS	—	Inorg	6010	Silicon Dioxide	—	71	—	—	0.032	mg/L	—	—	GELC
MCOI-5	689	09/09/05	WG	UF	CS	—	Inorg	6010	Silicon Dioxide	—	70.6	—	—	0.032	mg/L	—	J	GELC
MCOI-5	689	06/09/05	WG	UF	CS	—	Inorg	6010	Silicon Dioxide	—	56.6	—	—	0.16	mg/L	—	—	GELC
MCOI-5	689	06/26/06	WG	F	CS	—	Inorg	6010	Sodium	—	13.6	—	—	0.045	mg/L	—	—	GELC
MCOI-5	689	01/27/06	WG	F	CS	—	Inorg	6010	Sodium	—	14.6	—	—	0.045	mg/L	—	—	GELC
MCOI-5	689	09/09/05	WG	F	CS	—	Inorg	6010	Sodium	—	13.9	—	—	0.045	mg/L	—	—	GELC
MCOI-5	689	06/09/05	WG	F	CS	—	Inorg	6010	Sodium	—	13.3	—	—	0.045	mg/L	—	—	GELC
MCOI-5	689	06/26/06	WG	UF	CS	—	Inorg	6010	Sodium	—	13.9	—	—	0.045	mg/L	—	—	GELC
MCOI-5	689	01/27/06	WG	UF	CS	—	Inorg	6010	Sodium	—	14.9	—	—	0.045	mg/L	—	—	GELC
MCOI-5	689	09/09/05	WG	UF	CS	—	Inorg	6010	Sodium	—	14.1	—	—	0.045	mg/L	—	—	GELC
MCOI-5	689	06/09/05	WG	UF	CS	—	Inorg	6010	Sodium	—	14	—	—	0.045	mg/L	—	—	GELC

Table D-1 (continued)

Location	Depth (ft)	Date	Fid Matrix	Fid Prep	Lab Sample Type	Fid QC	Suite	Method	Analyte	Symbol	Result	1-sigma TPU	MDA	MDL	Units	Lab Qual	Indep Qual	Lab
MCOI-5	689	06/26/06	WG	F	CS	—	Inorg	120.1	Specific Conductance	—	228	—	—	1	uS/cm	—	—	GELC
MCOI-5	689	01/27/06	WG	F	CS	—	Inorg	120.1	Specific Conductance	—	187	—	—	1	uS/cm	—	—	GELC
MCOI-5	689	09/09/05	WG	F	CS	—	Inorg	120.1	Specific Conductance	—	186	—	—	1	uS/cm	—	—	GELC
MCOI-5	689	06/09/05	WG	F	CS	—	Inorg	9050	Specific Conductance	—	180	—	—	1	uS/cm	—	—	GELC
MCOI-5	689	06/26/06	WG	UF	CS	—	Inorg	120.1	Specific Conductance	—	227	—	—	1	uS/cm	—	—	GELC
MCOI-5	689	09/09/05	WG	UF	CS	—	Inorg	120.1	Specific Conductance	—	188	—	—	1	uS/cm	—	—	GELC
MCOI-5	689	06/09/05	WG	UF	CS	—	Inorg	9050	Specific Conductance	—	177	—	—	1	uS/cm	—	—	GELC
MCOI-5	689	06/26/06	WG	F	CS	—	Inorg	300	Sulfate	—	16.8	—	—	0.1	mg/L	—	—	GELC
MCOI-5	689	01/27/06	WG	F	CS	—	Inorg	300	Sulfate	—	14.5	—	—	0.057	mg/L	—	—	GELC
MCOI-5	689	09/09/05	WG	F	CS	—	Inorg	300	Sulfate	—	14.1	—	—	0.057	mg/L	—	—	GELC
MCOI-5	689	06/09/05	WG	F	CS	—	Inorg	300	Sulfate	—	10.8	—	—	0.057	mg/L	—	—	GELC
MCOI-5	689	06/26/06	WG	UF	CS	—	Inorg	300	Sulfate	—	20.4	—	—	0.1	mg/L	—	—	GELC
MCOI-5	689	09/09/05	WG	UF	CS	—	Inorg	300	Sulfate	—	14.2	—	—	0.057	mg/L	—	—	GELC
MCOI-5	689	06/09/05	WG	UF	CS	—	Inorg	300	Sulfate	—	10.9	—	—	0.057	mg/L	—	—	GELC

Table D-1 (continued)

Location	Depth (ft)	Date	Fid Matrix	Fid Prep	Lab Sample Type	Fid QC	Suite	Method	Analyte	Symbol	Result	1-sigma TPU	MDA	MDL	Units	Lab Qual	Indep Qual	Lab
MCOI-5	689	06/26/06	WG	UF	CS	—	Inorg	160.2	Suspended Sediment Concentration	—	107	—	—	2.85	mg/L	—	—	GELC
MCOI-5	689	06/26/06	WG	UF	CS	—	Inorg	160.2	Suspended Sediment Concentration	—	88.8	—	—	2.28	mg/L	—	—	GELC
MCOI-5	689	09/09/05	WG	UF	CS	—	Inorg	160.2	Suspended Sediment Concentration	—	34.3	—	—	1.54	mg/L	—	—	GELC
MCOI-5	689	09/09/05	WG	UF	RE	—	Inorg	160.2	Suspended Sediment Concentration	—	40	—	—	1.54	mg/L	—	—	GELC
MCOI-5	689	06/09/05	WG	UF	CS	—	Inorg	160.2	Suspended Sediment Concentration	—	66	—	—	5.7	mg/L	—	—	GELC
MCOI-5	689	06/09/05	WG	UF	RE	—	Inorg	160.2	Suspended Sediment Concentration	—	67	—	—	5.7	mg/L	—	—	GELC
MCOI-5	689	06/26/06	WG	F	CS	—	Inorg	160.1	Total Dissolved Solids	—	192	—	—	2.38	mg/L	—	—	GELC
MCOI-5	689	01/27/06	WG	F	CS	—	Inorg	160.1	Total Dissolved Solids	—	202	—	—	2.38	mg/L	H	J	GELC
MCOI-5	689	09/09/05	WG	F	CS	—	Inorg	160.1	Total Dissolved Solids	—	189	—	—	2.38	mg/L	—	—	GELC
MCOI-5	689	06/09/05	WG	F	CS	—	Inorg	160.1	Total Dissolved Solids	—	166	—	—	2.38	mg/L	—	—	GELC
MCOI-5	689	06/26/06	WG	UF	CS	—	Inorg	160.1	Total Dissolved Solids	—	201	—	—	2.38	mg/L	—	—	GELC
MCOI-5	689	09/09/05	WG	UF	CS	—	Inorg	160.1	Total Dissolved Solids	—	189	—	—	2.38	mg/L	—	—	GELC

Table D-1 (continued)

Location	Depth (ft)	Date	Fid Matrix	Fid Prep	Lab Sample Type	Fid QC	Suite	Method	Analyte	Symbol	Result	1-sigma TPU	MDA	MDL	Units	Lab Qual	Indep Qual	Lab
MCOI-5	689	06/09/05	WG	UF	CS	—	Inorg	160.1	Total Dissolved Solids	—	170	—	—	2.38	mg/L	—	—	GELC
MCOI-5	689	06/26/06	WG	F	CS	—	Inorg	351.2	Total Kjeldahl Nitrogen	—	0.076	—	—	0.01	mg/L	J	—	GELC
MCOI-5	689	06/26/06	WG	UF	CS	—	Inorg	351.2	Total Kjeldahl Nitrogen	—	0.284	—	—	0.01	mg/L	—	—	GELC
MCOI-5	689	01/27/06	WG	UF	CS	—	Inorg	351.2	Total Kjeldahl Nitrogen	<	0.01	—	—	0.01	mg/L	U	—	GELC
MCOI-5	689	09/09/05	WG	UF	CS	—	Inorg	351.2	Total Kjeldahl Nitrogen	<	0.122	—	—	0.02	mg/L	J	J+, U	GELC
MCOI-5	689	06/09/05	WG	UF	CS	—	Inorg	351.2	Total Kjeldahl Nitrogen	—	0.258	—	—	0.01	mg/L	—	—	GELC
MCOI-5	689	06/26/06	WG	UF	CS	—	Inorg	9060	Total Organic Carbon	—	0.652	—	—	0.33	mg/L	J	—	GELC
MCOI-5	689	09/09/05	WG	UF	CS	—	Inorg	9060	Total Organic Carbon	—	1.05	—	—	0.074	mg/L	—	—	GELC
MCOI-5	689	06/09/05	WG	UF	CS	—	Inorg	9060	Total Organic Carbon	—	1.54	—	—	0.074	mg/L	—	J-	GELC
MCOI-5	689	06/26/06	WG	F	CS	—	Inorg	150.1	pH	—	8.1	—	—	0.01	SU	H	J	GELC
MCOI-5	689	01/27/06	WG	F	CS	—	Inorg	150.1	pH	—	7.4	—	—	0.01	SU	H	J	GELC
MCOI-5	689	09/09/05	WG	F	CS	—	Inorg	150.1	pH	—	6.98	—	—	0.01	SU	H	J	GELC
MCOI-5	689	06/09/05	WG	F	CS	—	Inorg	150.1	pH	—	6.81	—	—	0.01	SU	H	J	GELC
MCOI-5	689	06/26/06	WG	UF	CS	—	Inorg	150.1	pH	—	7.92	—	—	0.01	SU	H	J	GELC

Table D-1 (continued)

Location	Depth (ft)	Date	Fid Matrix	Fid Prep	Lab Sample Type	Fid QC	Suite	Method	Analyte	Symbol	Result	1-sigma TPU	MDA	MDL	Units	Lab Qual	Indep Qual	Lab
MCOI-5	689	09/09/05	WG	UF	CS	—	Inorg	150.1	pH	—	6.88	—	—	0.01	SU	H	J	GELC
MCOI-5	689	06/09/05	WG	UF	CS	—	Inorg	150.1	pH	—	6.88	—	—	0.01	SU	H	J	GELC
MCOI-5	689	06/26/06	WG	F	CS	—	Met	6010	Aluminum	<	68	—	—	68	µg/L	U	—	GELC
MCOI-5	689	01/27/06	WG	F	CS	—	Met	6010	Aluminum	<	68	—	—	68	µg/L	U	—	GELC
MCOI-5	689	09/09/05	WG	F	CS	—	Met	6010	Aluminum	>	68	—	—	68	µg/L	U	—	GELC
MCOI-5	689	06/09/05	WG	F	CS	—	Met	6010	Aluminum	<	68	—	—	68	µg/L	U	—	GELC
MCOI-5	689	06/26/06	WG	UF	CS	—	Met	6010	Aluminum	—	1840	—	—	68	µg/L	—	—	GELC
MCOI-5	689	01/27/06	WG	UF	CS	—	Met	6010	Aluminum	—	830	—	—	68	µg/L	—	—	GELC
MCOI-5	689	09/09/05	WG	UF	CS	—	Met	6010	Aluminum	—	2110	—	—	68	µg/L	—	—	GELC
MCOI-5	689	06/09/05	WG	UF	CS	—	Met	6010	Aluminum	—	3410	—	—	68	µg/L	—	—	GELC
MCOI-5	689	06/26/06	WG	F	CS	—	Met	6010	Barium	—	24.6	—	—	1	µg/L	—	—	GELC
MCOI-5	689	01/27/06	WG	F	CS	—	Met	6010	Barium	—	24.4	—	—	1	µg/L	—	—	GELC
MCOI-5	689	09/09/05	WG	F	CS	—	Met	6010	Barium	—	26.2	—	—	1	µg/L	—	—	GELC
MCOI-5	689	06/09/05	WG	F	CS	—	Met	6010	Barium	—	26.9	—	—	1	µg/L	—	—	GELC

Table D-1 (continued)

Location	Depth (ft)	Date	Fid Matrix	Fid Prep	Lab Sample Type	Fid QC	Suite	Method	Analyte	Symbol	Result	1-sigma TPU	MDA	MDL	Units	Lab Qual	Indep Qual	Lab
MCOI-5	689	06/26/06	WG	UF	CS	—	Met	6010	Barium	—	49.5	—	—	1	µg/L	—	—	GELC
MCOI-5	689	01/27/06	WG	UF	CS	—	Met	6010	Barium	—	31.8	—	—	1	µg/L	—	—	GELC
MCOI-5	689	09/09/05	WG	UF	CS	—	Met	6010	Barium	—	43.6	—	—	1	µg/L	—	—	GELC
MCOI-5	689	06/09/05	WG	UF	CS	—	Met	6010	Barium	—	51.2	—	—	1	µg/L	—	—	GELC
MCOI-5	689	06/26/06	WG	F	CS	—	Met	6010	Boron	—	25.1	—	—	10	µg/L	J	—	GELC
MCOI-5	689	01/27/06	WG	F	CS	—	Met	6010	Boron	—	22.3	—	—	10	µg/L	J	—	GELC
MCOI-5	689	09/09/05	WG	F	CS	—	Met	6010	Boron	—	23.7	—	—	10	µg/L	J	—	GELC
MCOI-5	689	06/09/05	WG	F	CS	—	Met	6010	Boron	—	23.6	—	—	10	µg/L	J	—	GELC
MCOI-5	689	06/26/06	WG	UF	CS	—	Met	6010	Boron	—	22.3	—	—	10	µg/L	J	—	GELC
MCOI-5	689	01/27/06	WG	UF	CS	—	Met	6010	Boron	—	23.6	—	—	10	µg/L	J	—	GELC
MCOI-5	689	09/09/05	WG	UF	CS	—	Met	6010	Boron	—	23.5	—	—	10	µg/L	J	—	GELC
MCOI-5	689	06/09/05	WG	UF	CS	—	Met	6010	Boron	—	21	—	—	10	µg/L	J	—	GELC
MCOI-5	689	06/26/06	WG	F	CS	—	Met	6020	Chromium	—	2.9	—	—	1	µg/L	J	—	GELC
MCOI-5	689	01/27/06	WG	F	CS	—	Met	6010	Chromium	—	2.2	—	—	1	µg/L	J	—	GELC

Table D-1 (continued)

Location	Depth (ft)	Date	Fid Matrix	Fid Prep	Lab Sample Type	Fid QC	Suite	Method	Analyte	Symbol	Result	1-sigma TPU	MDA	MDL	Units	Lab Qual	Indep Qual	Lab
MCOI-5	689	09/09/05	WG	F	CS	—	Met	6010	Chromium	—	3.1	—	—	1	µg/L	J	—	GELC
MCOI-5	689	06/09/05	WG	F	CS	—	Met	6010	Chromium	—	3.5	—	—	1	µg/L	J	—	GELC
MCOI-5	689	06/26/06	WG	UF	CS	—	Met	6020	Chromium	—	30.5	—	—	1	µg/L	—	—	GELC
MCOI-5	689	01/27/06	WG	UF	CS	—	Met	6010	Chromium	—	218	—	—	1	µg/L	—	—	GELC
MCOI-5	689	09/09/05	WG	UF	CS	—	Met	6010	Chromium	—	545	—	—	1	µg/L	—	—	GELC
MCOI-5	689	06/09/05	WG	UF	CS	—	Met	6010	Chromium	—	770	—	—	1	µg/L	—	—	GELC
MCOI-5	689	06/26/06	WG	F	CS	—	Met	6010	Cobalt	—	2.8	—	—	1	µg/L	J	—	GELC
MCOI-5	689	01/27/06	WG	F	CS	—	Met	6010	Cobalt	<	1	—	—	1	µg/L	U	—	GELC
MCOI-5	689	09/09/05	WG	F	CS	—	Met	6010	Cobalt	—	2.1	—	—	1	µg/L	J	—	GELC
MCOI-5	689	06/09/05	WG	F	CS	—	Met	6010	Cobalt	—	4	—	—	1	µg/L	J	—	GELC
MCOI-5	689	06/26/06	WG	UF	CS	—	Met	6010	Cobalt	—	2.4	—	—	1	µg/L	J	—	GELC
MCOI-5	689	01/27/06	WG	UF	CS	—	Met	6010	Cobalt	—	3.2	—	—	1	µg/L	J	—	GELC
MCOI-5	689	09/09/05	WG	UF	CS	—	Met	6010	Cobalt	—	7.1	—	—	1	µg/L	—	—	GELC
MCOI-5	689	06/09/05	WG	UF	CS	—	Met	6010	Cobalt	—	9	—	—	1	µg/L	—	—	GELC

Table D-1 (continued)

Location	Depth (ft)	Date	Fid Matrix	Fid Prep	Lab Sample Type	Fid QC	Suite	Method	Analyte	Symbol	Result	1-sigma TPU	MDA	MDL	Units	Lab Qual	Indep Qual	Lab
MCOI-5	689	06/26/06	WG	F	CS	—	Met	6010	Copper	<	3	—	—	3	µg/L	U	—	GELC
MCOI-5	689	01/27/06	WG	F	CS	—	Met	6010	Copper	—	4.9	—	—	3	µg/L	J	—	GELC
MCOI-5	689	09/09/05	WG	F	CS	—	Met	6010	Copper	—	4.3	—	—	3	µg/L	J	—	GELC
MCOI-5	689	06/09/05	WG	F	CS	—	Met	6010	Copper	<	3	—	—	3	µg/L	U	—	GELC
MCOI-5	689	06/26/06	WG	UF	CS	—	Met	6010	Copper	—	17.2	—	—	3	µg/L	—	—	GELC
MCOI-5	689	01/27/06	WG	UF	CS	—	Met	6010	Copper	—	42.9	—	—	3	µg/L	—	—	GELC
MCOI-5	689	09/09/05	WG	UF	CS	—	Met	6010	Copper	—	211	—	—	3	µg/L	—	—	GELC
MCOI-5	689	06/09/05	WG	UF	CS	—	Met	6010	Copper	—	62.6	—	—	3	µg/L	—	—	GELC
MCOI-5	689	06/26/06	WG	F	CS	—	Met	6010	Iron	<	24.4	—	—	18	µg/L	J	U	GELC
MCOI-5	689	01/27/06	WG	F	CS	—	Met	6010	Iron	—	69.5	—	—	18	µg/L	J	—	GELC
MCOI-5	689	09/09/05	WG	F	CS	—	Met	6010	Iron	—	69.8	—	—	18	µg/L	J	—	GELC
MCOI-5	689	06/09/05	WG	F	CS	—	Met	6010	Iron	—	62.4	—	—	18	µg/L	J	—	GELC
MCOI-5	689	06/26/06	WG	UF	CS	—	Met	6010	Iron	—	2100	—	—	18	µg/L	—	—	GELC
MCOI-5	689	01/27/06	WG	UF	CS	—	Met	6010	Iron	—	1880	—	—	18	µg/L	—	—	GELC

Table D-1 (continued)

Location	Depth (ft)	Date	Fid Matrix	Fid Prep	Lab Sample Type	Fid QC	Suite	Method	Analyte	Symbol	Result	1-sigma TPU	MDA	MDL	Units	Lab Qual	Indep Qual	Lab
MCOI-5	689	09/09/05	WG	UF	CS	—	Met	6010	Iron	—	4360	—	—	18	µg/L	—	—	GELC
MCOI-5	689	06/09/05	WG	UF	CS	—	Met	6010	Iron	—	6980	—	—	18	µg/L	—	—	GELC
MCOI-5	689	06/26/06	WG	F	CS	—	Met	6020	Lead	<	0.5	—	—	0.5	µg/L	U	—	GELC
MCOI-5	689	01/27/06	WG	F	CS	—	Met	6020	Lead	<	0.5	—	—	0.5	µg/L	U	—	GELC
MCOI-5	689	09/09/05	WG	F	CS	—	Met	6020	Lead	>	0.5	—	—	0.5	µg/L	U	—	GELC
MCOI-5	689	06/09/05	WG	F	CS	—	Met	6020	Lead	<	0.5	—	—	0.5	µg/L	U	—	GELC
MCOI-5	689	06/26/06	WG	UF	CS	—	Met	6020	Lead	—	2.3	—	—	0.5	µg/L	—	—	GELC
MCOI-5	689	01/27/06	WG	UF	CS	—	Met	6020	Lead	—	2.6	—	—	0.5	µg/L	—	—	GELC
MCOI-5	689	09/09/05	WG	UF	CS	—	Met	6020	Lead	—	11.8	—	—	0.5	µg/L	—	—	GELC
MCOI-5	689	06/09/05	WG	UF	CS	—	Met	6020	Lead	—	13.8	—	—	0.5	µg/L	—	—	GELC
MCOI-5	689	06/26/06	WG	F	CS	—	Met	6010	Manganese	—	21.1	—	—	2	µg/L	—	—	GELC
MCOI-5	689	01/27/06	WG	F	CS	—	Met	6010	Manganese	—	65.8	—	—	2	µg/L	—	—	GELC
MCOI-5	689	09/09/05	WG	F	CS	—	Met	6010	Manganese	—	123	—	—	2	µg/L	—	—	GELC
MCOI-5	689	06/09/05	WG	F	CS	—	Met	6020	Manganese	—	157	—	—	1	µg/L	E	J	GELC

Table D-1 (continued)

Location	Depth (ft)	Date	Fid Matrix	Fid Prep	Lab Sample Type	Fid QC	Suite	Method	Analyte	Symbol	Result	1-sigma TPU	MDA	MDL	Units	Lab Qual	Indep Qual	Lab
MCOI-5	689	06/26/06	WG	UF	CS	—	Met	6010	Manganese	—	103	—	—	2	µg/L	—	—	GELC
MCOI-5	689	01/27/06	WG	UF	CS	—	Met	6010	Manganese	—	92.5	—	—	2	µg/L	—	—	GELC
MCOI-5	689	09/09/05	WG	UF	CS	—	Met	6010	Manganese	—	201	—	—	2	µg/L	—	—	GELC
MCOI-5	689	06/09/05	WG	UF	CS	—	Met	6020	Manganese	—	231	—	—	1	µg/L	E	J	GELC
MCOI-5	689	06/26/06	WG	F	CS	—	Met	6010	Molybdenum	—	2.6	—	—	2	µg/L	J	—	GELC
MCOI-5	689	01/27/06	WG	F	CS	—	Met	6010	Molybdenum	—	5.8	—	—	2	µg/L	J	—	GELC
MCOI-5	689	09/09/05	WG	F	CS	—	Met	6010	Molybdenum	—	7.8	—	—	2	µg/L	J	—	GELC
MCOI-5	689	06/09/05	WG	F	CS	—	Met	6020	Molybdenum	—	8.1	—	—	0.1	µg/L	—	—	GELC
MCOI-5	689	06/26/06	WG	UF	CS	—	Met	6010	Molybdenum	—	3.1	—	—	2	µg/L	J	—	GELC
MCOI-5	689	01/27/06	WG	UF	CS	—	Met	6010	Molybdenum	—	8.9	—	—	2	µg/L	J	—	GELC
MCOI-5	689	09/09/05	WG	UF	CS	—	Met	6010	Molybdenum	—	18	—	—	2	µg/L	—	—	GELC
MCOI-5	689	06/09/05	WG	UF	CS	—	Met	6020	Molybdenum	—	20.8	—	—	0.1	µg/L	—	—	GELC
MCOI-5	689	06/26/06	WG	F	CS	—	Met	6020	Nickel	—	2.5	—	—	0.5	µg/L	—	—	GELC
MCOI-5	689	01/27/06	WG	F	CS	—	Met	6020	Nickel	—	55.8	—	—	0.5	µg/L	—	—	GELC

Table D-1 (continued)

Location	Depth (ft)	Date	Fid Matrix	Fid Prep	Lab Sample Type	Fid QC	Suite	Method	Analyte	Symbol	Result	1-sigma TPU	MDA	MDL	Units	Lab Qual	Indep Qual	Lab
MCOI-5	689	09/09/05	WG	F	CS	—	Met	6020	Nickel	—	62.2	—	—	0.5	µg/L	E	J	GELC
MCOI-5	689	06/09/05	WG	F	CS	—	Met	6010	Nickel	—	55.8	—	—	1	µg/L	—	—	GELC
MCOI-5	689	06/26/06	WG	UF	CS	—	Met	6020	Nickel	—	19.5	—	—	0.5	µg/L	—	—	GELC
MCOI-5	689	01/27/06	WG	UF	CS	—	Met	6020	Nickel	—	122	—	—	2.5	µg/L	—	—	GELC
MCOI-5	689	09/09/05	WG	UF	CS	—	Met	6020	Nickel	—	282	—	—	0.5	µg/L	E	J	GELC
MCOI-5	689	06/09/05	WG	UF	CS	—	Met	6010	Nickel	—	414	—	—	1	µg/L	—	—	GELC
MCOI-5	689	06/26/06	WG	F	CS	—	Met	6010	Strontium	—	104	—	—	1	µg/L	—	—	GELC
MCOI-5	689	01/27/06	WG	F	CS	—	Met	6010	Strontium	—	94.2	—	—	1	µg/L	—	—	GELC
MCOI-5	689	09/09/05	WG	F	CS	—	Met	6010	Strontium	—	92.4	—	—	1	µg/L	—	—	GELC
MCOI-5	689	06/09/05	WG	F	CS	—	Met	6010	Strontium	—	90.2	—	—	1	µg/L	—	—	GELC
MCOI-5	689	06/26/06	WG	UF	CS	—	Met	6010	Strontium	—	117	—	—	1	µg/L	—	—	GELC
MCOI-5	689	01/27/06	WG	UF	CS	—	Met	6010	Strontium	—	99.6	—	—	1	µg/L	—	—	GELC
MCOI-5	689	09/09/05	WG	UF	CS	—	Met	6010	Strontium	—	102	—	—	1	µg/L	—	—	GELC
MCOI-5	689	06/09/05	WG	UF	CS	—	Met	6010	Strontium	—	108	—	—	1	µg/L	—	—	GELC

Table D-1 (continued)

Location	Depth (ft)	Date	Fid Matrix	Fid Prep	Lab Sample Type	Fid QC	Suite	Method	Analyte	Symbol	Result	1-sigma TPU	MDA	MDL	Units	Lab Qual	Indep Qual	Lab
MCOI-5	689	06/26/06	WG	F	CS	—	Met	6020	Thallium	—	0.75	—	—	0.4	µg/L	J	—	GELC
MCOI-5	689	01/27/06	WG	F	CS	—	Met	6020	Thallium	—	0.41	—	—	0.4	µg/L	J	—	GELC
MCOI-5	689	09/09/05	WG	F	CS	—	Met	6020	Thallium	<	0.4	—	—	0.4	µg/L	U	—	GELC
MCOI-5	689	06/09/05	WG	F	CS	—	Met	6020	Thallium	—	0.48	—	—	0.4	µg/L	J	—	GELC
MCOI-5	689	06/26/06	WG	UF	CS	—	Met	6020	Thallium	<	0.4	—	—	0.4	µg/L	U	—	GELC
MCOI-5	689	01/27/06	WG	UF	CS	—	Met	6020	Thallium	<	0.4	—	—	0.4	µg/L	U	—	GELC
MCOI-5	689	09/09/05	WG	UF	CS	—	Met	6020	Thallium	<	0.4	—	—	0.4	µg/L	U	—	GELC
MCOI-5	689	06/09/05	WG	UF	CS	—	Met	6020	Thallium	<	0.4	—	—	0.4	µg/L	U	—	GELC
MCOI-5	689	06/26/06	WG	F	CS	—	Met	6020	Uranium	—	0.41	—	—	0.05	µg/L	—	—	GELC
MCOI-5	689	01/27/06	WG	F	CS	—	Met	6020	Uranium	—	0.13	—	—	0.05	µg/L	J	—	GELC
MCOI-5	689	09/09/05	WG	F	CS	—	Met	6020	Uranium	—	0.15	—	—	0.05	µg/L	J	—	GELC
MCOI-5	689	06/26/06	WG	UF	CS	—	Met	6020	Uranium	—	0.74	—	—	0.05	µg/L	—	—	GELC
MCOI-5	689	01/27/06	WG	UF	CS	—	Met	6020	Uranium	—	0.15	—	—	0.05	µg/L	J	—	GELC
MCOI-5	689	09/09/05	WG	UF	CS	—	Met	6020	Uranium	—	0.26	—	—	0.05	µg/L	—	—	GELC

Table D-1 (continued)

Location	Depth (ft)	Date	Fid Matrix	Fid Prep	Lab Sample Type	Fid QC	Suite	Method	Analyte	Symbol	Result	1-sigma TPU	MDA	MDL	Units	Lab Qual	Indep Qual	Lab
MCOI-5	689	06/26/06	WG	F	CS	—	Met	6010	Zinc	<	11	—	—	2	µg/L	—	U	GELC
MCOI-5	689	01/27/06	WG	F	CS	—	Met	6010	Zinc	—	123	—	—	2	µg/L	—	—	GELC
MCOI-5	689	09/09/05	WG	F	CS	—	Met	6010	Zinc	—	137	—	—	2	µg/L	—	—	GELC
MCOI-5	689	06/09/05	WG	F	CS	—	Met	6010	Zinc	—	145	—	—	2	µg/L	—	—	GELC
MCOI-5	689	06/26/06	WG	UF	CS	—	Met	6010	Zinc	—	126	—	—	2	µg/L	—	—	GELC
MCOI-5	689	01/27/06	WG	UF	CS	—	Met	6010	Zinc	—	183	—	—	2	µg/L	—	—	GELC
MCOI-5	689	09/09/05	WG	UF	CS	—	Met	6010	Zinc	—	370	—	—	2	µg/L	—	—	GELC
MCOI-5	689	06/09/05	WG	UF	CS	—	Met	6010	Zinc	—	382	—	—	2	µg/L	—	—	GELC
MCOI-5	689	06/26/06	WG	F	CS	—	Rad	H300	Americium-241	—	-0.0179	0.0103	0.0404	—	pCi/L	U	U	GELC
MCOI-5	689	09/09/05	WG	F	CS	—	Rad	H300	Americium-241	—	0.00294	0.011	0.0378	—	pCi/L	U	U	GELC
MCOI-5	689	06/09/05	WG	F	CS	—	Rad	H300	Americium-241	—	0.00325	0.00668	0.039	—	pCi/L	U	U	GELC
MCOI-5	689	06/26/06	WG	UF	CS	—	Rad	H300	Americium-241	—	-0.00464	0.0105	0.0429	—	pCi/L	U	U	GELC
MCOI-5	689	09/09/05	WG	UF	CS	—	Rad	H300	Americium-241	—	-0.0115	0.00558	0.0383	—	pCi/L	U	U	GELC
MCOI-5	689	06/09/05	WG	UF	CS	—	Rad	H300	Americium-241	—	0.0325	0.0135	0.036	—	pCi/L	U	U	GELC

Table D-1 (continued)

Location	Depth (ft)	Date	Fid Matrix	Fid Prep	Lab Sample Type	Fid QC	Suite	Method	Analyte	Symbol	Result	1-sigma TPU	MDA	MDL	Units	Lab Qual	Indep Qual	Lab
MCOI-5	689	06/26/06	WG	F	CS	—	Rad	901.1	Cesium-137	—	1.68	1.36	4.34	—	pCi/L	U	U	GELC
MCOI-5	689	09/09/05	WG	F	CS	—	Rad	901.1	Cesium-137	—	1.99	0.871	3.3	—	pCi/L	U	U	GELC
MCOI-5	689	06/09/05	WG	F	CS	—	Rad	901.1	Cesium-137	—	0.212	0.69	2.44	—	pCi/L	U	U	GELC
MCOI-5	689	06/26/06	WG	UF	CS	—	Rad	901.1	Cesium-137	—	-1.6	1.37	4.7	—	pCi/L	U	U	GELC
MCOI-5	689	09/09/05	WG	UF	CS	—	Rad	901.1	Cesium-137	—	0.622	1.28	4.3	—	pCi/L	U	U	GELC
MCOI-5	689	06/09/05	WG	UF	CS	—	Rad	901.1	Cesium-137	—	-0.665	0.75	2.58	—	pCi/L	U	U	GELC
MCOI-5	689	06/26/06	WG	F	CS	—	Rad	901.1	Cobalt-60	—	-0.623	1.61	5.02	—	pCi/L	U	U	GELC
MCOI-5	689	09/09/05	WG	F	CS	—	Rad	901.1	Cobalt-60	—	1.86	0.353	3.42	—	pCi/L	U	U	GELC
MCOI-5	689	06/09/05	WG	F	CS	—	Rad	901.1	Cobalt-60	—	2.08	0.686	2.85	—	pCi/L	U	U	GELC
MCOI-5	689	06/26/06	WG	UF	CS	—	Rad	901.1	Cobalt-60	—	1.56	2.45	7.65	—	pCi/L	U	U	GELC
MCOI-5	689	09/09/05	WG	UF	CS	—	Rad	901.1	Cobalt-60	—	-0.318	1.1	4.18	—	pCi/L	U	U	GELC
MCOI-5	689	06/09/05	WG	UF	CS	—	Rad	901.1	Cobalt-60	—	0.444	0.777	2.86	—	pCi/L	U	U	GELC
MCOI-5	689	06/26/06	WG	F	CS	—	Rad	900	Gross alpha	—	0.33	0.474	2.16	—	pCi/L	U	U	GELC
MCOI-5	689	09/09/05	WG	F	CS	—	Rad	900	Gross alpha	—	-0.0348	0.381	2.27	—	pCi/L	U	U	GELC

Table D-1 (continued)

Location	Depth (ft)	Date	Fid Matrix	Fid Prep	Lab Sample Type	Fid QC	Suite	Method	Analyte	Symbol	Result	1-sigma TPU	MDA	MDL	Units	Lab Qual	Indep Qual	Lab
MCOI-5	689	06/09/05	WG	F	CS	—	Rad	900	Gross alpha	—	0.209	0.494	2.14	—	pCi/L	U	U	GELC
MCOI-5	689	06/26/06	WG	UF	CS	—	Rad	900	Gross alpha	—	2.1	0.846	3.1	—	pCi/L	U	U	GELC
MCOI-5	689	09/09/05	WG	UF	CS	—	Rad	900	Gross alpha	—	-0.147	0.659	3.18	—	pCi/L	U	U	GELC
MCOI-5	689	06/09/05	WG	UF	CS	—	Rad	900	Gross alpha	—	0.698	0.494	1.9	—	pCi/L	U	U	GELC
MCOI-5	689	06/26/06	WG	F	CS	—	Rad	900	Gross beta	—	1.88	0.726	2.98	—	pCi/L	U	U	GELC
MCOI-5	689	09/09/05	WG	F	CS	—	Rad	900	Gross beta	—	1.5	0.658	2.5	—	pCi/L	U	U	GELC
MCOI-5	689	06/09/05	WG	F	CS	—	Rad	900	Gross beta	—	1.12	0.436	1.62	—	pCi/L	U	U	GELC
MCOI-5	689	06/26/06	WG	UF	CS	—	Rad	900	Gross beta	—	3.6	0.759	2.85	—	pCi/L	—	J	GELC
MCOI-5	689	09/09/05	WG	UF	CS	—	Rad	900	Gross beta	—	1.92	0.683	2.56	—	pCi/L	U	U	GELC
MCOI-5	689	06/09/05	WG	UF	CS	—	Rad	900	Gross beta	—	-0.339	0.427	1.86	—	pCi/L	U	U	GELC
MCOI-5	689	06/26/06	WG	F	CS	—	Rad	901.1	Gross gamma	—	80.4	61.8	278	—	pCi/L	U	U	GELC
MCOI-5	689	09/09/05	WG	F	CS	—	Rad	901.1	Gross gamma	—	57.5	60.2	219	—	pCi/L	U	U	GELC
MCOI-5	689	06/09/05	WG	F	CS	—	Rad	901.1	Gross gamma	—	87.9	85.5	209	—	pCi/L	U	U	GELC
MCOI-5	689	06/26/06	WG	UF	CS	—	Rad	901.1	Gross gamma	—	108	99.2	268	—	pCi/L	U	U	GELC

Table D-1 (continued)

Location	Depth (ft)	Date	Fid Matrix	Fid Prep	Lab Sample Type	Fid QC	Suite	Method	Analyte	Symbol	Result	1-sigma TPU	MDA	MDL	Units	Lab Qual	Indep Qual	Lab
MCOI-5	689	09/09/05	WG	UF	CS	—	Rad	901.1	Gross gamma	—	70.8	54.4	243	—	pCi/L	U	U	GELC
MCOI-5	689	06/09/05	WG	UF	CS	—	Rad	901.1	Gross gamma	—	151	86.8	306	—	pCi/L	U	U	GELC
MCOI-5	689	06/26/06	WG	F	CS	—	Rad	901.1	Neptunium-237	—	26.1	11.5	35	—	pCi/L	U	U	GELC
MCOI-5	689	09/09/05	WG	F	CS	—	Rad	901.1	Neptunium-237	—	8.91	4.04	12.7	—	pCi/L	U	U	GELC
MCOI-5	689	06/09/05	WG	F	CS	—	Rad	901.1	Neptunium-237	—	-1.11	5.21	18.2	—	pCi/L	U	U	GELC
MCOI-5	689	06/26/06	WG	UF	CS	—	Rad	901.1	Neptunium-237	—	-2.7	10.2	36.2	—	pCi/L	U	U	GELC
MCOI-5	689	09/09/05	WG	UF	CS	—	Rad	901.1	Neptunium-237	—	-6.91	4.97	15.8	—	pCi/L	U	U	GELC
MCOI-5	689	06/09/05	WG	UF	CS	—	Rad	901.1	Neptunium-237	—	14.2	6.46	20.8	—	pCi/L	U	U	GELC
MCOI-5	689	06/26/06	WG	F	CS	—	Rad	H300	Plutonium-238	—	0	0.00189	0.0226	—	pCi/L	U	U	GELC
MCOI-5	689	09/09/05	WG	F	CS	—	Rad	H300	Plutonium-238	—	0.00991	0.011	0.0686	—	pCi/L	U	U	GELC
MCOI-5	689	06/09/05	WG	F	CS	—	Rad	H300	Plutonium-238	—	0.0021	0.0113	0.044	—	pCi/L	U	U	GELC
MCOI-5	689	06/26/06	WG	UF	CS	—	Rad	H300	Plutonium-238	—	-0.00372	0.00872	0.0178	—	pCi/L	U	U	GELC
MCOI-5	689	09/09/05	WG	UF	CS	—	Rad	H300	Plutonium-238	—	0.00721	0.0142	0.0499	—	pCi/L	U	U	GELC
MCOI-5	689	06/09/05	WG	UF	CS	—	Rad	H300	Plutonium-238	—	0.0114	0.00601	0.039	—	pCi/L	U	U	GELC

Table D-1 (continued)

Location	Depth (ft)	Date	Fid Matrix	Fid Prep	Lab Sample Type	Fid QC	Suite	Method	Analyte	Symbol	Result	1-sigma TPU	MDA	MDL	Units	Lab Qual	Indep Qual	Lab
MCOI-5	689	06/26/06	WG	F	CS	—	Rad	H300	Plutonium-239/240	—	0.00189	0.00566	0.0248	—	pCi/L	U	U	GELC
MCOI-5	689	09/09/05	WG	F	CS	—	Rad	H300	Plutonium-239/240	—	-0.0066	0.0124	0.0579	—	pCi/L	U	U	GELC
MCOI-5	689	06/09/05	WG	F	CS	—	Rad	H300	Plutonium-239/240	—	-0.0042	0.0084	0.037	—	pCi/L	U	U	GELC
MCOI-5	689	06/26/06	WG	UF	CS	—	Rad	H300	Plutonium-239/240	—	-0.0111	0.00589	0.0208	—	pCi/L	U	U	GELC
MCOI-5	689	09/09/05	WG	UF	CS	—	Rad	H300	Plutonium-239/240	—	-0.0024	0.00866	0.0421	—	pCi/L	U	U	GELC
MCOI-5	689	06/09/05	WG	UF	CS	—	Rad	H300	Plutonium-239/240	—	-0.00569	0.00684	0.033	—	pCi/L	U	U	GELC
MCOI-5	689	06/26/06	WG	F	CS	—	Rad	901.1	Potassium-40	—	-4.56	20.5	66.9	—	pCi/L	U	U	GELC
MCOI-5	689	09/09/05	WG	F	CS	—	Rad	901.1	Potassium-40	—	47.8	19.8	29.1	—	pCi/L	—	J	GELC
MCOI-5	689	06/09/05	WG	F	CS	—	Rad	901.1	Potassium-40	—	12	12.9	17.9	—	pCi/L	U	U	GELC
MCOI-5	689	06/26/06	WG	UF	CS	—	Rad	901.1	Potassium-40	—	7.43	16.8	67.7	—	pCi/L	U	U	GELC
MCOI-5	689	09/09/05	WG	UF	CS	—	Rad	901.1	Potassium-40	—	10.7	10.5	43.7	—	pCi/L	U	U	GELC
MCOI-5	689	06/09/05	WG	UF	CS	—	Rad	901.1	Potassium-40	—	15.1	20.3	24.7	—	pCi/L	U	U	GELC
MCOI-5	689	06/26/06	WG	F	CS	—	Rad	901.1	Sodium-22	—	-0.791	1.35	4.08	—	pCi/L	U	U	GELC
MCOI-5	689	09/09/05	WG	F	CS	—	Rad	901.1	Sodium-22	—	0.406	0.83	3.08	—	pCi/L	U	U	GELC

Table D-1 (continued)

Location	Depth (ft)	Date	Fid Matrix	Fid Prep	Lab Sample Type	Fid QC	Suite	Method	Analyte	Symbol	Result	1-sigma TPU	MDA	MDL	Units	Lab Qual	Indep Qual	Lab
MCOI-5	689	06/09/05	WG	F	CS	—	Rad	901.1	Sodium-22	—	2.17	0.729	2.98	—	pCi/L	U	U	GELC
MCOI-5	689	06/26/06	WG	UF	CS	—	Rad	901.1	Sodium-22	—	0.929	1.42	6.03	—	pCi/L	U	U	GELC
MCOI-5	689	09/09/05	WG	UF	CS	—	Rad	901.1	Sodium-22	—	-1.37	1.14	3.74	—	pCi/L	U	U	GELC
MCOI-5	689	06/09/05	WG	UF	CS	—	Rad	901.1	Sodium-22	—	0.422	0.679	2.54	—	pCi/L	U	U	GELC
MCOI-5	689	06/26/06	WG	F	CS	—	Rad	905.0	Strontium-90	—	0.327	0.12	0.465	—	pCi/L	U	J-, U	GELC
MCOI-5	689	09/09/05	WG	F	CS	—	Rad	905.0	Strontium-90	—	-0.0146	0.0541	0.248	—	pCi/L	U	U	GELC
MCOI-5	689	06/09/05	WG	F	CS	—	Rad	905.0	Strontium-90	—	0.0687	0.0696	0.25	—	pCi/L	U	U	GELC
MCOI-5	689	06/26/06	WG	UF	CS	—	Rad	905.0	Strontium-90	—	-0.152	0.0828	0.432	—	pCi/L	U	J-, U	GELC
MCOI-5	689	09/09/05	WG	UF	CS	—	Rad	905.0	Strontium-90	—	-0.031	0.053	0.248	—	pCi/L	U	U	GELC
MCOI-5	689	06/09/05	WG	UF	CS	—	Rad	905.0	Strontium-90	—	-0.0175	0.0767	0.286	—	pCi/L	U	U	GELC
MCOI-5	689	06/26/06	WG	UF	CS	—	Rad	906.0	Tritium	—	5160	128	172	—	pCi/L	—	—	GELC
MCOI-5	689	01/27/06	WG	UF	CS	—	Rad	906.0	Tritium	—	5370	158	233	—	pCi/L	—	—	GELC
MCOI-5	689	09/09/05	WG	UF	CS	—	Rad	906.0	Tritium	—	4310	144	234	—	pCi/L	—	—	GELC
MCOI-5	689	06/09/05	WG	UF	CS	—	Rad	906.0	Tritium	—	4480	153	218	—	pCi/L	—	—	GELC

Table D-1 (continued)

Location	Depth (ft)	Date	Fid Matrix	Fid Prep	Lab Sample Type	Fid QC	Suite	Method	Analyte	Symbol	Result	1-sigma TPU	MDA	MDL	Units	Lab Qual	Indep Qual	Lab
MCOI-5	689	06/26/06	WG	F	CS	—	Rad	H300	Uranium-234	—	0.152	0.025	0.0833	—	pCi/L	—	J	GELC
MCOI-5	689	09/09/05	WG	F	CS	—	Rad	H300	Uranium-234	—	0.105	0.0185	0.0824	—	pCi/L	—	J	GELC
MCOI-5	689	06/09/05	WG	F	CS	—	Rad	H300	Uranium-234	—	0.119	0.0193	0.071	—	pCi/L	—	J	GELC
MCOI-5	689	06/26/06	WG	UF	CS	—	Rad	H300	Uranium-234	—	0.276	0.0323	0.0823	—	pCi/L	—	—	GELC
MCOI-5	689	09/09/05	WG	UF	CS	—	Rad	H300	Uranium-234	—	0.135	0.0194	0.0589	—	pCi/L	—	J	GELC
MCOI-5	689	06/09/05	WG	UF	CS	—	Rad	H300	Uranium-234	—	0.194	0.0257	0.081	—	pCi/L	—	J	GELC
MCOI-5	689	06/26/06	WG	F	CS	—	Rad	H300	Uranium-235/236	—	0.0162	0.00729	0.0404	—	pCi/L	U	U	GELC
MCOI-5	689	09/09/05	WG	F	CS	—	Rad	H300	Uranium-235/236	—	0.00334	0.00884	0.0621	—	pCi/L	U	U	GELC
MCOI-5	689	06/09/05	WG	F	CS	—	Rad	H300	Uranium-235/236	—	0.021	0.0078	0.043	—	pCi/L	U	U	GELC
MCOI-5	689	06/26/06	WG	UF	CS	—	Rad	H300	Uranium-235/236	—	0.00638	0.00903	0.0399	—	pCi/L	U	U	GELC
MCOI-5	689	09/09/05	WG	UF	CS	—	Rad	H300	Uranium-235/236	—	0.00716	0.00984	0.0443	—	pCi/L	U	U	GELC
MCOI-5	689	06/09/05	WG	UF	CS	—	Rad	H300	Uranium-235/236	—	0.016	0.0119	0.049	—	pCi/L	U	U	GELC
MCOI-5	689	06/26/06	WG	F	CS	—	Rad	H300	Uranium-238	—	0.102	0.0185	0.0467	—	pCi/L	—	J	GELC
MCOI-5	689	09/09/05	WG	F	CS	—	Rad	H300	Uranium-238	—	0.0324	0.0139	0.0584	—	pCi/L	U	U	GELC

Table D-1 (continued)

Location	Depth (ft)	Date	Fid Matrix	Fid Prep	Lab Sample Type	Fid QC	Suite	Method	Analyte	Symbol	Result	1-sigma TPU	MDA	MDL	Units	Lab Qual	Indep Qual	Lab
MCOI-5	689	06/09/05	WG	F	CS	—	Rad	H300	Uranium-238	—	0.0604	0.0126	0.05	—	pCi/L	—	J	GELC
MCOI-5	689	06/26/06	WG	UF	CS	—	Rad	H300	Uranium-238	—	0.173	0.0243	0.0461	—	pCi/L	—	—	GELC
MCOI-5	689	09/09/05	WG	UF	CS	—	Rad	H300	Uranium-238	—	0.0734	0.0139	0.0417	—	pCi/L	—	J	GELC
MCOI-5	689	06/09/05	WG	UF	CS	—	Rad	H300	Uranium-238	—	0.133	0.0222	0.057	—	pCi/L	—	J	GELC
MCOI-5	689	06/26/06	WG	UF	CS	—	SV	8270	Dioxane[1,4-]	—	9.2	—	—	1	µg/L	J	J	GELC
MCOI-5	689	06/26/06	WG	UF	CS	FTB	Voa	8260	Dioxane[1,4-]	<	50	—	—	20	µg/L	U	R	GELC
MCOI-5	689	06/26/06	WG	UF	CS	—	Voa	8260	Dioxane[1,4-]	<	50	—	—	20	µg/L	U	R	GELC
MCOI-5	689	01/27/06	WG	UF	CS	FTB	Voa	8260	Dioxane[1,4-]	<	50	—	—	20	µg/L	U	R	GELC
MCOI-5	689	01/27/06	WG	UF	CS	—	Voa	8260	Dioxane[1,4-]	<	50	—	—	20	µg/L	U	R	GELC
MCOI-5	689	09/09/05	WG	UF	CS	FTB	Voa	8260	Dioxane[1,4-]	<	50	—	—	—	µg/L	U	R, UJ	GELC
MCOI-5	689	09/09/05	WG	UF	CS	—	Voa	8260	Dioxane[1,4-]	<	50	—	—	—	µg/L	U	R, UJ	GELC
MCOI-5	689	06/09/05	WG	UF	CS	FTB	Voa	8260	Dioxane[1,4-]	<	50	—	—	—	µg/L	U	R	GELC
MCOI-5	689	06/09/05	WG	UF	CS	—	Voa	8260	Dioxane[1,4-]	<	50	—	—	—	µg/L	U	R	GELC
MCOI-6	686	06/29/06	WG	UF	CS	FD	Dro	8015	Diesel Range Organics	—	150	—	—	17	µg/L	—	—	GELC

Table D-1 (continued)

Location	Depth (ft)	Date	Fid Matrix	Fid Prep	Lab Sample Type	Fid QC	Suite	Method	Analyte	Symbol	Result	1-sigma TPU	MDA	MDL	Units	Lab Qual	Indep Qual	Lab
MCOI-6	686	06/29/06	WG	UF	CS	—	Dro	8015	Diesel Range Organics	—	95.5	—	—	16.8	µg/L	—	—	GELC
MCOI-6	686	06/29/06	WG	F	CS	FB	Inorg	310.1	Alkalinity-CO ₃ +HCO ₃	<	2.18	—	—	0.725	mg/L	—	UJ	GELC
MCOI-6	686	06/29/06	WG	F	CS	FD	Inorg	310.1	Alkalinity-CO ₃ +HCO ₃	—	73.2	—	—	0.725	mg/L	—	—	GELC
MCOI-6	686	06/29/06	WG	F	CS	—	Inorg	310.1	Alkalinity-CO ₃ +HCO ₃	—	72.6	—	—	0.725	mg/L	—	—	GELC
MCOI-6	686	01/31/06	WG	F	CS	—	Inorg	310.1	Alkalinity-CO ₃ +HCO ₃	—	69.5	—	—	1.45	mg/L	—	—	GELC
MCOI-6	686	09/01/05	WG	F	CS	FD	Inorg	310.1	Alkalinity-CO ₃ +HCO ₃	—	68.1	—	—	1.45	mg/L	—	—	GELC
MCOI-6	686	09/01/05	WG	F	CS	—	Inorg	310.1	Alkalinity-CO ₃ +HCO ₃	—	66.1	—	—	1.45	mg/L	—	—	GELC
MCOI-6	686	06/15/05	WG	F	CS	FD	Inorg	310.1	Alkalinity-CO ₃ +HCO ₃	—	77.2	—	—	1.45	mg/L	—	—	GELC
MCOI-6	686	06/15/05	WG	F	CS	—	Inorg	310.1	Alkalinity-CO ₃ +HCO ₃	—	74.1	—	—	1.45	mg/L	—	—	GELC
MCOI-6	686	06/29/06	WG	UF	CS	FB	Inorg	310.1	Alkalinity-CO ₃ +HCO ₃	<	2.18	—	—	0.725	mg/L	—	UJ	GELC
MCOI-6	686	06/29/06	WG	UF	CS	FD	Inorg	310.1	Alkalinity-CO ₃ +HCO ₃	—	74.3	—	—	0.725	mg/L	—	—	GELC
MCOI-6	686	06/29/06	WG	UF	CS	—	Inorg	310.1	Alkalinity-CO ₃ +HCO ₃	—	73.7	—	—	0.725	mg/L	—	—	GELC
MCOI-6	686	01/31/06	WG	UF	CS	FB	Inorg	310.1	Alkalinity-CO ₃ +HCO ₃	<	1.45	—	—	1.45	mg/L	U	—	GELC
MCOI-6	686	09/01/05	WG	UF	CS	FD	Inorg	310.1	Alkalinity-CO ₃ +HCO ₃	—	65.1	—	—	1.45	mg/L	—	—	GELC

Table D-1 (continued)

Location	Depth (ft)	Date	Fid Matrix	Fid Prep	Lab Sample Type	Fid QC	Suite	Method	Analyte	Symbol	Result	1-sigma TPU	MDA	MDL	Units	Lab Qual	Indep Qual	Lab
MCOI-6	686	09/01/05	WG	UF	CS	—	Inorg	310.1	Alkalinity-CO3+HCO3	—	66.1	—	—	1.45	mg/L	—	—	GELC
MCOI-6	686	06/15/05	WG	UF	CS	FD	Inorg	310.1	Alkalinity-CO3+HCO3	—	76.2	—	—	1.45	mg/L	—	J	GELC
MCOI-6	686	06/15/05	WG	UF	CS	—	Inorg	310.1	Alkalinity-CO3+HCO3	—	75.1	—	—	1.45	mg/L	—	J	GELC
MCOI-6	686	06/29/06	WG	F	CS	FB	Inorg	350.1	Ammonia as Nitrogen	—	0.015	—	—	0.01	mg/L	J	JN-	GELC
MCOI-6	686	06/29/06	WG	F	CS	FD	Inorg	350.1	Ammonia as Nitrogen	<	0.019	—	—	0.01	mg/L	J	JN-, U	GELC
MCOI-6	686	06/29/06	WG	F	CS	—	Inorg	350.1	Ammonia as Nitrogen	<	0.037	—	—	0.01	mg/L	J	JN-, U	GELC
MCOI-6	686	06/29/06	WG	UF	CS	FB	Inorg	350.1	Ammonia as Nitrogen	<	0.011	—	—	0.01	mg/L	J	JN-, U	GELC
MCOI-6	686	06/29/06	WG	UF	CS	FD	Inorg	350.1	Ammonia as Nitrogen	<	0.015	—	—	0.01	mg/L	J	JN-, U	GELC
MCOI-6	686	06/29/06	WG	UF	CS	—	Inorg	350.1	Ammonia as Nitrogen	<	0.018	—	—	0.01	mg/L	J	JN-, U	GELC
MCOI-6	686	01/31/06	WG	UF	CS	FB	Inorg	350.1	Ammonia as Nitrogen	<	0.05	—	—	0.05	mg/L	U	R, UJ	GELC
MCOI-6	686	01/31/06	WG	UF	CS	—	Inorg	350.1	Ammonia as Nitrogen	<	0.01	—	—	0.01	mg/L	U	R, UJ	GELC
MCOI-6	686	06/29/06	WG	F	CS	FB	Inorg	6010	Calcium	<	0.036	—	—	0.036	mg/L	U	—	GELC
MCOI-6	686	06/29/06	WG	F	CS	FD	Inorg	6010	Calcium	—	46.3	—	—	0.036	mg/L	—	—	GELC
MCOI-6	686	06/29/06	WG	F	CS	—	Inorg	6010	Calcium	—	45.6	—	—	0.036	mg/L	—	—	GELC

Table D-1 (continued)

Location	Depth (ft)	Date	Fid Matrix	Fid Prep	Lab Sample Type	Fid QC	Suite	Method	Analyte	Symbol	Result	1-sigma TPU	MDA	MDL	Units	Lab Qual	Indep Qual	Lab
MCOI-6	686	01/31/06	WG	F	CS	—	Inorg	6010	Calcium	—	46.8	—	—	0.036	mg/L	—	—	GELC
MCOI-6	686	09/01/05	WG	F	CS	FD	Inorg	6010	Calcium	—	48.5	—	—	0.036	mg/L	—	—	GELC
MCOI-6	686	09/01/05	WG	F	CS	—	Inorg	6010	Calcium	—	48.1	—	—	0.036	mg/L	—	—	GELC
MCOI-6	686	06/15/05	WG	F	CS	FD	Inorg	6010	Calcium	—	45.9	—	—	0.036	mg/L	—	—	GELC
MCOI-6	686	06/15/05	WG	F	CS	—	Inorg	6010	Calcium	—	46.6	—	—	0.036	mg/L	—	—	GELC
MCOI-6	686	06/29/06	WG	UF	CS	FB	Inorg	6010	Calcium	<	0.036	—	—	0.036	mg/L	U	—	GELC
MCOI-6	686	06/29/06	WG	UF	CS	FD	Inorg	6010	Calcium	—	47.8	—	—	0.036	mg/L	—	—	GELC
MCOI-6	686	06/29/06	WG	UF	CS	—	Inorg	6010	Calcium	—	45.5	—	—	0.036	mg/L	—	—	GELC
MCOI-6	686	01/31/06	WG	UF	CS	FB	Inorg	6010	Calcium	<	0.036	—	—	0.036	mg/L	U	—	GELC
MCOI-6	686	01/31/06	WG	UF	CS	—	Inorg	6010	Calcium	—	47.2	—	—	0.036	mg/L	—	—	GELC
MCOI-6	686	09/01/05	WG	UF	CS	FD	Inorg	6010	Calcium	—	49.4	—	—	0.036	mg/L	—	—	GELC
MCOI-6	686	09/01/05	WG	UF	CS	—	Inorg	6010	Calcium	—	47.6	—	—	0.036	mg/L	—	—	GELC
MCOI-6	686	06/15/05	WG	UF	CS	FD	Inorg	6010	Calcium	—	46.1	—	—	0.036	mg/L	—	—	GELC
MCOI-6	686	06/15/05	WG	UF	CS	—	Inorg	6010	Calcium	—	46.3	—	—	0.036	mg/L	—	—	GELC

Table D-1 (continued)

Location	Depth (ft)	Date	Fid Matrix	Fid Prep	Lab Sample Type	Fid QC	Suite	Method	Analyte	Symbol	Result	1-sigma TPU	MDA	MDL	Units	Lab Qual	Indep Qual	Lab
MCOI-6	686	06/29/06	WG	F	CS	FB	Inorg	300	Chloride	<	0.143	—	—	0.066	mg/L	J	U	GELC
MCOI-6	686	06/29/06	WG	F	CS	FD	Inorg	300	Chloride	—	21.2	—	—	0.66	mg/L	—	—	GELC
MCOI-6	686	06/29/06	WG	F	CS	—	Inorg	300	Chloride	—	21.5	—	—	0.66	mg/L	—	—	GELC
MCOI-6	686	01/31/06	WG	F	CS	—	Inorg	300	Chloride	—	22.1	—	—	0.106	mg/L	—	—	GELC
MCOI-6	686	09/01/05	WG	F	CS	FD	Inorg	300	Chloride	—	22.9	—	—	0.106	mg/L	—	—	GELC
MCOI-6	686	09/01/05	WG	F	CS	—	Inorg	300	Chloride	—	22.9	—	—	0.106	mg/L	—	—	GELC
MCOI-6	686	06/15/05	WG	F	CS	FD	Inorg	300	Chloride	—	24.1	—	—	0.106	mg/L	—	—	GELC
MCOI-6	686	06/15/05	WG	F	CS	—	Inorg	300	Chloride	—	24	—	—	0.106	mg/L	—	—	GELC
MCOI-6	686	06/29/06	WG	UF	CS	FB	Inorg	300	Chloride	<	0.144	—	—	0.066	mg/L	J	U	GELC
MCOI-6	686	06/29/06	WG	UF	CS	FD	Inorg	300	Chloride	—	22	—	—	0.132	mg/L	—	—	GELC
MCOI-6	686	06/29/06	WG	UF	CS	—	Inorg	300	Chloride	—	21.6	—	—	0.66	mg/L	—	—	GELC
MCOI-6	686	01/31/06	WG	UF	CS	FB	Inorg	300	Chloride	<	0.069	—	—	0.053	mg/L	J	J+, U	GELC
MCOI-6	686	09/01/05	WG	UF	CS	FD	Inorg	300	Chloride	—	22.8	—	—	0.106	mg/L	—	—	GELC
MCOI-6	686	09/01/05	WG	UF	CS	—	Inorg	300	Chloride	—	22.5	—	—	0.106	mg/L	—	—	GELC

Table D-1 (continued)

Location	Depth (ft)	Date	Fid Matrix	Fid Prep	Lab Sample Type	Fid QC	Suite	Method	Analyte	Symbol	Result	1-sigma TPU	MDA	MDL	Units	Lab Qual	Indep Qual	Lab
MCOI-6	686	06/15/05	WG	UF	CS	FD	Inorg	300	Chloride	—	23.7	—	—	0.106	mg/L	—	—	GELC
MCOI-6	686	06/15/05	WG	UF	CS	—	Inorg	300	Chloride	—	24.1	—	—	0.106	mg/L	—	—	GELC
MCOI-6	686	06/29/06	WG	F	CS	FB	Inorg	300	Fluoride	<	0.058	—	—	0.033	mg/L	J	U	GELC
MCOI-6	686	06/29/06	WG	F	CS	FD	Inorg	300	Fluoride	<	0.073	—	—	0.033	mg/L	J	U	GELC
MCOI-6	686	06/29/06	WG	F	CS	—	Inorg	300	Fluoride	—	0.635	—	—	0.033	mg/L	—	—	GELC
MCOI-6	686	01/31/06	WG	F	CS	—	Inorg	300	Fluoride	—	0.593	—	—	0.03	mg/L	—	J+	GELC
MCOI-6	686	09/01/05	WG	F	CS	FD	Inorg	300	Fluoride	—	0.544	—	—	0.03	mg/L	—	—	GELC
MCOI-6	686	09/01/05	WG	F	CS	—	Inorg	300	Fluoride	—	0.552	—	—	0.03	mg/L	—	—	GELC
MCOI-6	686	06/15/05	WG	F	CS	FD	Inorg	300	Fluoride	—	0.592	—	—	0.03	mg/L	J	—	GELC
MCOI-6	686	06/15/05	WG	F	CS	—	Inorg	300	Fluoride	—	0.568	—	—	0.03	mg/L	J	—	GELC
MCOI-6	686	06/29/06	WG	UF	CS	FB	Inorg	300	Fluoride	<	0.058	—	—	0.033	mg/L	J	U	GELC
MCOI-6	686	06/29/06	WG	UF	CS	FD	Inorg	300	Fluoride	—	0.609	—	—	0.033	mg/L	—	—	GELC
MCOI-6	686	06/29/06	WG	UF	CS	—	Inorg	300	Fluoride	—	0.639	—	—	0.033	mg/L	—	—	GELC
MCOI-6	686	01/31/06	WG	UF	CS	FB	Inorg	300	Fluoride	>	0.044	—	—	0.03	mg/L	J	J+, U	GELC

Table D-1 (continued)

Location	Depth (ft)	Date	Fid Matrix	Fid Prep	Lab Sample Type	Fid QC	Suite	Method	Analyte	Symbol	Result	1-sigma TPU	MDA	MDL	Units	Lab Qual	Indep Qual	Lab
MCOI-6	686	09/01/05	WG	UF	CS	FD	Inorg	300	Fluoride	—	0.536	—	—	0.03	mg/L	—	—	GELC
MCOI-6	686	09/01/05	WG	UF	CS	—	Inorg	300	Fluoride	—	0.539	—	—	0.03	mg/L	—	—	GELC
MCOI-6	686	06/15/05	WG	UF	CS	FD	Inorg	300	Fluoride	—	0.565	—	—	0.03	mg/L	J	—	GELC
MCOI-6	686	06/15/05	WG	UF	CS	—	Inorg	300	Fluoride	—	0.582	—	—	0.03	mg/L	J	—	GELC
MCOI-6	686	06/29/06	WG	F	CS	FB	Inorg	A2340	Hardness	—	0.11	—	—	0.085	mg/L	J	—	GELC
MCOI-6	686	06/29/06	WG	F	CS	FD	Inorg	A2340	Hardness	—	153	—	—	0.085	mg/L	—	—	GELC
MCOI-6	686	06/29/06	WG	F	CS	—	Inorg	A2340	Hardness	—	151	—	—	0.085	mg/L	—	—	GELC
MCOI-6	686	01/31/06	WG	F	CS	—	Inorg	A2340	Hardness	—	156	—	—	0.085	mg/L	—	—	GELC
MCOI-6	686	09/01/05	WG	F	CS	FD	Inorg	A2340	Hardness	—	161	—	—	0.085	mg/L	—	—	GELC
MCOI-6	686	09/01/05	WG	F	CS	—	Inorg	A2340	Hardness	—	160	—	—	0.085	mg/L	—	—	GELC
MCOI-6	686	06/15/05	WG	F	CS	FD	Inorg	A2340	Hardness	—	152	—	—	0.085	mg/L	—	—	GELC
MCOI-6	686	06/15/05	WG	F	CS	—	Inorg	A2340	Hardness	—	155	—	—	0.085	mg/L	—	—	GELC
MCOI-6	686	06/29/06	WG	UF	CS	FB	Inorg	A2340	Hardness	—	0.092	—	—	0.085	mg/L	J	—	GELC
MCOI-6	686	06/29/06	WG	UF	CS	FD	Inorg	A2340	Hardness	—	158	—	—	0.085	mg/L	—	—	GELC

Table D-1 (continued)

Location	Depth (ft)	Date	Fid Matrix	Fid Prep	Lab Sample Type	Fid QC	Suite	Method	Analyte	Symbol	Result	1-sigma TPU	MDA	MDL	Units	Lab Qual	Indep Qual	Lab
MCOI-6	686	06/29/06	WG	UF	CS	—	Inorg	A2340	Hardness	—	151	—	—	0.085	mg/L	—	—	GELC
MCOI-6	686	01/31/06	WG	UF	CS	FB	Inorg	A2340	Hardness	<	0.085	—	—	0.085	mg/L	U	—	GELC
MCOI-6	686	01/31/06	WG	UF	CS	—	Inorg	A2340	Hardness	—	157	—	—	0.085	mg/L	—	—	GELC
MCOI-6	686	09/01/05	WG	UF	CS	FD	Inorg	A2340	Hardness	—	164	—	—	0.085	mg/L	—	—	GELC
MCOI-6	686	09/01/05	WG	UF	CS	—	Inorg	A2340	Hardness	—	158	—	—	0.085	mg/L	—	—	GELC
MCOI-6	686	06/15/05	WG	UF	CS	FD	Inorg	A2340	Hardness	—	153	—	—	0.085	mg/L	—	—	GELC
MCOI-6	686	06/15/05	WG	UF	CS	—	Inorg	A2340	Hardness	—	154	—	—	0.085	mg/L	—	—	GELC
MCOI-6	686	06/29/06	WG	F	CS	FB	Inorg	6010	Magnesium	<	0.085	—	—	0.085	mg/L	U	—	GELC
MCOI-6	686	06/29/06	WG	F	CS	FD	Inorg	6010	Magnesium	—	9.2	—	—	0.085	mg/L	—	—	GELC
MCOI-6	686	06/29/06	WG	F	CS	—	Inorg	6010	Magnesium	—	9.09	—	—	0.085	mg/L	—	—	GELC
MCOI-6	686	01/31/06	WG	F	CS	—	Inorg	6010	Magnesium	—	9.49	—	—	0.085	mg/L	—	—	GELC
MCOI-6	686	09/01/05	WG	F	CS	FD	Inorg	6010	Magnesium	—	9.75	—	—	0.085	mg/L	—	—	GELC
MCOI-6	686	09/01/05	WG	F	CS	—	Inorg	6010	Magnesium	—	9.65	—	—	0.085	mg/L	—	—	GELC
MCOI-6	686	06/15/05	WG	F	CS	FD	Inorg	6010	Magnesium	—	9.21	—	—	0.085	mg/L	—	—	GELC

Table D-1 (continued)

Location	Depth (ft)	Date	Fid Matrix	Fid Prep	Lab Sample Type	Fid QC	Suite	Method	Analyte	Symbol	Result	1-sigma TPU	MDA	MDL	Units	Lab Qual	Indep Qual	Lab
MCOI-6	686	06/15/05	WG	F	CS	—	Inorg	6010	Magnesium	—	9.38	—	—	0.085	mg/L	—	—	GELC
MCOI-6	686	06/29/06	WG	UF	CS	FB	Inorg	6010	Magnesium	<	0.085	—	—	0.085	mg/L	U	—	GELC
MCOI-6	686	06/29/06	WG	UF	CS	FD	Inorg	6010	Magnesium	—	9.49	—	—	0.085	mg/L	—	—	GELC
MCOI-6	686	06/29/06	WG	UF	CS	—	Inorg	6010	Magnesium	—	9.06	—	—	0.085	mg/L	—	—	GELC
MCOI-6	686	01/31/06	WG	UF	CS	FB	Inorg	6010	Magnesium	<	0.085	—	—	0.085	mg/L	U	—	GELC
MCOI-6	686	01/31/06	WG	UF	CS	—	Inorg	6010	Magnesium	—	9.56	—	—	0.085	mg/L	—	—	GELC
MCOI-6	686	09/01/05	WG	UF	CS	FD	Inorg	6010	Magnesium	—	9.93	—	—	0.085	mg/L	—	—	GELC
MCOI-6	686	09/01/05	WG	UF	CS	—	Inorg	6010	Magnesium	—	9.56	—	—	0.085	mg/L	—	—	GELC
MCOI-6	686	06/15/05	WG	UF	CS	FD	Inorg	6010	Magnesium	—	9.27	—	—	0.085	mg/L	—	—	GELC
MCOI-6	686	06/15/05	WG	UF	CS	—	Inorg	6010	Magnesium	—	9.34	—	—	0.085	mg/L	—	—	GELC
MCOI-6	686	06/29/06	WG	F	CS	FB	Inorg	353.1	Nitrate-Nitrite as N	<	0.014	—	—	0.014	mg/L	U	—	GELC
MCOI-6	686	06/29/06	WG	F	CS	FD	Inorg	353.1	Nitrate-Nitrite as N	—	19.8	—	—	0.14	mg/L	—	J	GELC
MCOI-6	686	06/29/06	WG	F	CS	—	Inorg	353.1	Nitrate-Nitrite as N	—	20	—	—	0.14	mg/L	—	J	GELC
MCOI-6	686	01/31/06	WG	F	CS	—	Inorg	353.1	Nitrate-Nitrite as N	—	19	—	—	0.17	mg/L	—	—	GELC

Table D-1 (continued)

Location	Depth (ft)	Date	Fid Matrix	Fid Prep	Lab Sample Type	Fid QC	Suite	Method	Analyte	Symbol	Result	1-sigma TPU	MDA	MDL	Units	Lab Qual	Indep Qual	Lab
MCOI-6	686	09/01/05	WG	F	CS	FD	Inorg	353.1	Nitrate-Nitrite as N	—	16.8	—	—	0.17	mg/L	—	—	GELC
MCOI-6	686	09/01/05	WG	F	CS	—	Inorg	353.1	Nitrate-Nitrite as N	—	16.4	—	—	0.17	mg/L	—	—	GELC
MCOI-6	686	06/15/05	WG	F	CS	FD	Inorg	353.1	Nitrate-Nitrite as N	—	14.2	—	—	0.17	mg/L	—	—	GELC
MCOI-6	686	06/15/05	WG	F	CS	—	Inorg	353.1	Nitrate-Nitrite as N	—	15	—	—	0.17	mg/L	—	—	GELC
MCOI-6	686	06/29/06	WG	UF	CS	FB	Inorg	353.1	Nitrate-Nitrite as N	>	0.014	—	—	0.014	mg/L	U	—	GELC
MCOI-6	686	06/29/06	WG	UF	CS	FD	Inorg	353.1	Nitrate-Nitrite as N	—	19	—	—	0.14	mg/L	—	J	GELC
MCOI-6	686	06/29/06	WG	UF	CS	—	Inorg	353.1	Nitrate-Nitrite as N	—	20	—	—	0.14	mg/L	—	J	GELC
MCOI-6	686	01/31/06	WG	UF	CS	FB	Inorg	353.1	Nitrate-Nitrite as N	<	0.017	—	—	0.017	mg/L	U	—	GELC
MCOI-6	686	06/15/05	WG	UF	CS	FD	Inorg	353.1	Nitrate-Nitrite as N	—	13.7	—	—	0.17	mg/L	—	—	GELC
MCOI-6	686	06/15/05	WG	UF	CS	—	Inorg	353.1	Nitrate-Nitrite as N	—	15	—	—	0.17	mg/L	—	—	GELC
MCOI-6	686	06/29/06	WG	F	CS	FB	Inorg	314.0	Perchlorate	<	4	—	—	4	µg/L	U	—	GELC
MCOI-6	686	06/29/06	WG	F	CS	FB	Inorg	6850	Perchlorate	<	0.05	—	—	0.05	µg/L	U	—	GELC
MCOI-6	686	06/29/06	WG	F	CS	FD	Inorg	314.0	Perchlorate	—	172	—	—	40	µg/L	—	J	GELC
MCOI-6	686	06/29/06	WG	F	CS	FD	Inorg	6850	Perchlorate	—	159	—	—	20	µg/L	—	J	GELC

Table D-1 (continued)

Location	Depth (ft)	Date	Fid Matrix	Fid Prep	Lab Sample Type	Fid QC	Suite	Method	Analyte	Symbol	Result	1-sigma TPU	MDA	MDL	Units	Lab Qual	Indep Qual	Lab
MCOI-6	686	06/29/06	WG	F	CS	—	Inorg	314.0	Perchlorate	—	176	—	—	40	µg/L	—	J	GELC
MCOI-6	686	06/29/06	WG	F	CS	—	Inorg	6850	Perchlorate	—	167	—	—	20	µg/L	—	J	GELC
MCOI-6	686	01/31/06	WG	F	CS	—	Inorg	6850	Perchlorate	—	176	—	—	20	µg/L	—	J	GELC
MCOI-6	686	01/31/06	WG	F	CS	—	Inorg	314.0	Perchlorate	—	166	—	—	20	µg/L	—	—	GELC
MCOI-6	686	09/01/05	WG	F	CS	FD	Inorg	6850	Perchlorate	—	218	—	—	25	µg/L	H	J	GELC
MCOI-6	686	09/01/05	WG	F	CS	FD	Inorg	314.0	Perchlorate	—	190	—	—	40	µg/L	—	—	GELC
MCOI-6	686	09/01/05	WG	F	CS	—	Inorg	6850	Perchlorate	—	246	—	—	25	µg/L	H	J	GELC
MCOI-6	686	09/01/05	WG	F	CS	—	Inorg	314.0	Perchlorate	—	184	—	—	40	µg/L	—	—	GELC
MCOI-6	686	06/15/05	WG	F	CS	FD	Inorg	314.0	Perchlorate	—	165	—	—	20	µg/L	—	—	GELC
MCOI-6	686	06/15/05	WG	F	CS	FD	Inorg	6850	Perchlorate	—	177	—	—	10	µg/L	—	—	GELC
MCOI-6	686	06/15/05	WG	F	CS	—	Inorg	314.0	Perchlorate	—	166	—	—	20	µg/L	—	—	GELC
MCOI-6	686	06/15/05	WG	F	CS	—	Inorg	6850	Perchlorate	—	185	—	—	10	µg/L	—	—	GELC
MCOI-6	686	01/31/06	WG	UF	CS	FB	Inorg	6850	Perchlorate	<	0.05	—	—	0.05	µg/L	U	UJ	GELC
MCOI-6	686	01/31/06	WG	UF	CS	FB	Inorg	314.0	Perchlorate	<	4	—	—	4	µg/L	U	—	GELC

Table D-1 (continued)

Location	Depth (ft)	Date	Fid Matrix	Fid Prep	Lab Sample Type	Fid QC	Suite	Method	Analyte	Symbol	Result	1-sigma TPU	MDA	MDL	Units	Lab Qual	Indep Qual	Lab
MCOI-6	686	06/29/06	WG	F	CS	FB	Inorg	6010	Potassium	<	0.05	—	—	0.05	mg/L	U	—	GELC
MCOI-6	686	06/29/06	WG	F	CS	FD	Inorg	6010	Potassium	—	0.687	—	—	0.05	mg/L	—	—	GELC
MCOI-6	686	06/29/06	WG	F	CS	—	Inorg	6010	Potassium	—	0.67	—	—	0.05	mg/L	—	—	GELC
MCOI-6	686	01/31/06	WG	F	CS	—	Inorg	6010	Potassium	—	0.759	—	—	0.05	mg/L	—	—	GELC
MCOI-6	686	09/01/05	WG	F	CS	FD	Inorg	6010	Potassium	—	0.746	—	—	0.05	mg/L	—	—	GELC
MCOI-6	686	09/01/05	WG	F	CS	—	Inorg	6010	Potassium	—	0.74	—	—	0.05	mg/L	—	—	GELC
MCOI-6	686	06/15/05	WG	F	CS	FD	Inorg	6010	Potassium	—	0.712	—	—	0.05	mg/L	—	—	GELC
MCOI-6	686	06/15/05	WG	F	CS	—	Inorg	6010	Potassium	—	0.728	—	—	0.05	mg/L	—	—	GELC
MCOI-6	686	06/29/06	WG	UF	CS	FB	Inorg	6010	Potassium	<	0.05	—	—	0.05	mg/L	U	—	GELC
MCOI-6	686	06/29/06	WG	UF	CS	FD	Inorg	6010	Potassium	—	0.718	—	—	0.05	mg/L	—	—	GELC
MCOI-6	686	06/29/06	WG	UF	CS	—	Inorg	6010	Potassium	—	0.681	—	—	0.05	mg/L	—	—	GELC
MCOI-6	686	01/31/06	WG	UF	CS	FB	Inorg	6010	Potassium	<	0.05	—	—	0.05	mg/L	U	—	GELC
MCOI-6	686	01/31/06	WG	UF	CS	—	Inorg	6010	Potassium	—	0.735	—	—	0.05	mg/L	—	—	GELC
MCOI-6	686	09/01/05	WG	UF	CS	FD	Inorg	6010	Potassium	—	0.765	—	—	0.05	mg/L	—	—	GELC

Table D-1 (continued)

Location	Depth (ft)	Date	Fid Matrix	Fid Prep	Lab Sample Type	Fid QC	Suite	Method	Analyte	Symbol	Result	1-sigma TPU	MDA	MDL	Units	Lab Qual	Indep Qual	Lab
MCOI-6	686	09/01/05	WG	UF	CS	—	Inorg	6010	Potassium	—	0.735	—	—	0.05	mg/L	—	—	GELC
MCOI-6	686	06/15/05	WG	UF	CS	FD	Inorg	6010	Potassium	—	0.721	—	—	0.05	mg/L	—	—	GELC
MCOI-6	686	06/15/05	WG	UF	CS	—	Inorg	6010	Potassium	—	0.748	—	—	0.05	mg/L	—	—	GELC
MCOI-6	686	06/29/06	WG	F	CS	FB	Inorg	6010	Silicon Dioxide	<	0.032	—	—	0.032	mg/L	U	R, UJ	GELC
MCOI-6	686	06/29/06	WG	F	CS	FD	Inorg	6010	Silicon Dioxide	—	65.9	—	—	0.032	mg/L	—	J	GELC
MCOI-6	686	06/29/06	WG	F	CS	—	Inorg	6010	Silicon Dioxide	—	64.8	—	—	0.032	mg/L	—	J	GELC
MCOI-6	686	01/31/06	WG	F	CS	—	Inorg	6010	Silicon Dioxide	—	66.3	—	—	0.032	mg/L	—	J-	GELC
MCOI-6	686	09/01/05	WG	F	CS	FD	Inorg	6010	Silicon Dioxide	—	70.9	—	—	0.032	mg/L	—	—	GELC
MCOI-6	686	09/01/05	WG	F	CS	—	Inorg	6010	Silicon Dioxide	—	70.1	—	—	0.032	mg/L	—	—	GELC
MCOI-6	686	06/15/05	WG	F	CS	FD	Inorg	6010	Silicon Dioxide	<	59.6	—	—	0.032	mg/L	—	U	GELC
MCOI-6	686	06/15/05	WG	F	CS	—	Inorg	6010	Silicon Dioxide	<	60.6	—	—	0.032	mg/L	—	U	GELC
MCOI-6	686	06/29/06	WG	UF	CS	FB	Inorg	6010	Silicon Dioxide	<	0.032	—	—	0.032	mg/L	U	R, UJ	GELC
MCOI-6	686	06/29/06	WG	UF	CS	FD	Inorg	6010	Silicon Dioxide	—	68	—	—	0.032	mg/L	—	J	GELC
MCOI-6	686	06/29/06	WG	UF	CS	—	Inorg	6010	Silicon Dioxide	—	64.8	—	—	0.032	mg/L	—	J	GELC

Table D-1 (continued)

Location	Depth (ft)	Date	Fid Matrix	Fid Prep	Lab Sample Type	Fid QC	Suite	Method	Analyte	Symbol	Result	1-sigma TPU	MDA	MDL	Units	Lab Qual	Indep Qual	Lab
MCOI-6	686	01/31/06	WG	UF	CS	FB	Inorg	6010	Silicon Dioxide	—	0.049	—	—	0.032	mg/L	J	J-	GELC
MCOI-6	686	01/31/06	WG	UF	CS	—	Inorg	6010	Silicon Dioxide	—	67.2	—	—	0.032	mg/L	—	J-	GELC
MCOI-6	686	09/01/05	WG	UF	CS	FD	Inorg	6010	Silicon Dioxide	—	72	—	—	0.032	mg/L	—	—	GELC
MCOI-6	686	09/01/05	WG	UF	CS	—	Inorg	6010	Silicon Dioxide	—	69.3	—	—	0.032	mg/L	—	—	GELC
MCOI-6	686	06/15/05	WG	UF	CS	FD	Inorg	6010	Silicon Dioxide	>	60.3	—	—	0.032	mg/L	—	U	GELC
MCOI-6	686	06/15/05	WG	UF	CS	—	Inorg	6010	Silicon Dioxide	<	60.7	—	—	0.032	mg/L	—	U	GELC
MCOI-6	686	06/29/06	WG	F	CS	FB	Inorg	6010	Sodium	>	0.045	—	—	0.045	mg/L	U	—	GELC
MCOI-6	686	06/29/06	WG	F	CS	FD	Inorg	6010	Sodium	—	20.2	—	—	0.045	mg/L	—	—	GELC
MCOI-6	686	06/29/06	WG	F	CS	—	Inorg	6010	Sodium	—	19.7	—	—	0.045	mg/L	—	—	GELC
MCOI-6	686	01/31/06	WG	F	CS	—	Inorg	6010	Sodium	—	20.7	—	—	0.045	mg/L	—	—	GELC
MCOI-6	686	09/01/05	WG	F	CS	FD	Inorg	6010	Sodium	—	22.1	—	—	0.045	mg/L	—	—	GELC
MCOI-6	686	09/01/05	WG	F	CS	—	Inorg	6010	Sodium	—	21.6	—	—	0.045	mg/L	—	—	GELC
MCOI-6	686	06/15/05	WG	F	CS	FD	Inorg	6010	Sodium	—	20.6	—	—	0.045	mg/L	—	—	GELC
MCOI-6	686	06/15/05	WG	F	CS	—	Inorg	6010	Sodium	—	20.9	—	—	0.045	mg/L	—	—	GELC

Table D-1 (continued)

Location	Depth (ft)	Date	Fid Matrix	Fid Prep	Lab Sample Type	Fid QC	Suite	Method	Analyte	Symbol	Result	1-sigma TPU	MDA	MDL	Units	Lab Qual	Indep Qual	Lab
MCOI-6	686	06/29/06	WG	UF	CS	FB	Inorg	6010	Sodium	<	0.045	—	—	0.045	mg/L	U	—	GELC
MCOI-6	686	06/29/06	WG	UF	CS	FD	Inorg	6010	Sodium	—	20.8	—	—	0.045	mg/L	—	—	GELC
MCOI-6	686	06/29/06	WG	UF	CS	—	Inorg	6010	Sodium	—	19.8	—	—	0.045	mg/L	—	—	GELC
MCOI-6	686	01/31/06	WG	UF	CS	FB	Inorg	6010	Sodium	<	0.045	—	—	0.045	mg/L	U	—	GELC
MCOI-6	686	01/31/06	WG	UF	CS	—	Inorg	6010	Sodium	—	21	—	—	0.045	mg/L	—	—	GELC
MCOI-6	686	09/01/05	WG	UF	CS	FD	Inorg	6010	Sodium	—	22.4	—	—	0.045	mg/L	—	—	GELC
MCOI-6	686	09/01/05	WG	UF	CS	—	Inorg	6010	Sodium	—	21.6	—	—	0.045	mg/L	—	—	GELC
MCOI-6	686	06/15/05	WG	UF	CS	FD	Inorg	6010	Sodium	—	20.8	—	—	0.045	mg/L	—	—	GELC
MCOI-6	686	06/15/05	WG	UF	CS	—	Inorg	6010	Sodium	—	21	—	—	0.045	mg/L	—	—	GELC
MCOI-6	686	06/29/06	WG	F	CS	FB	Inorg	120.1	Specific Conductance	—	1.73	—	—	1	uS/cm	—	—	GELC
MCOI-6	686	06/29/06	WG	F	CS	FD	Inorg	120.1	Specific Conductance	—	438	—	—	1	uS/cm	—	—	GELC
MCOI-6	686	06/29/06	WG	F	CS	—	Inorg	120.1	Specific Conductance	—	438	—	—	1	uS/cm	—	—	GELC
MCOI-6	686	01/31/06	WG	F	CS	—	Inorg	120.1	Specific Conductance	—	458	—	—	1	uS/cm	—	—	GELC
MCOI-6	686	09/01/05	WG	F	CS	FD	Inorg	120.1	Specific Conductance	—	383	—	—	1	uS/cm	—	—	GELC

Table D-1 (continued)

Location	Depth (ft)	Date	Fid Matrix	Fid Prep	Lab Sample Type	Fid QC	Suite	Method	Analyte	Symbol	Result	1-sigma TPU	MDA	MDL	Units	Lab Qual	Indep Qual	Lab
MCOI-6	686	09/01/05	WG	F	CS	—	Inorg	120.1	Specific Conductance	—	386	—	—	1	uS/cm	—	—	GELC
MCOI-6	686	06/15/05	WG	F	CS	FD	Inorg	9050	Specific Conductance	—	403	—	—	1	uS/cm	—	—	GELC
MCOI-6	686	06/15/05	WG	F	CS	—	Inorg	9050	Specific Conductance	—	406	—	—	1	uS/cm	—	—	GELC
MCOI-6	686	06/29/06	WG	UF	CS	FB	Inorg	120.1	Specific Conductance	—	1.45	—	—	1	uS/cm	—	J	GELC
MCOI-6	686	06/29/06	WG	UF	CS	FD	Inorg	120.1	Specific Conductance	—	435	—	—	1	uS/cm	—	—	GELC
MCOI-6	686	06/29/06	WG	UF	CS	—	Inorg	120.1	Specific Conductance	—	437	—	—	1	uS/cm	—	—	GELC
MCOI-6	686	01/31/06	WG	UF	CS	FB	Inorg	120.1	Specific Conductance	—	1.57	—	—	1	uS/cm	—	—	GELC
MCOI-6	686	09/01/05	WG	UF	CS	FD	Inorg	120.1	Specific Conductance	—	430	—	—	1	uS/cm	—	—	GELC
MCOI-6	686	09/01/05	WG	UF	CS	—	Inorg	120.1	Specific Conductance	—	431	—	—	1	uS/cm	—	—	GELC
MCOI-6	686	06/15/05	WG	UF	CS	FD	Inorg	9050	Specific Conductance	—	404	—	—	1	uS/cm	—	—	GELC
MCOI-6	686	06/15/05	WG	UF	CS	—	Inorg	9050	Specific Conductance	—	408	—	—	1	uS/cm	—	—	GELC
MCOI-6	686	06/29/06	WG	F	CS	FB	Inorg	300	Sulfate	<	0.3	—	—	0.1	mg/L	J	U	GELC
MCOI-6	686	06/29/06	WG	F	CS	FD	Inorg	300	Sulfate	—	36.7	—	—	0.1	mg/L	—	—	GELC
MCOI-6	686	06/29/06	WG	F	CS	—	Inorg	300	Sulfate	—	36.5	—	—	0.1	mg/L	—	—	GELC

Table D-1 (continued)

Location	Depth (ft)	Date	Fid Matrix	Fid Prep	Lab Sample Type	Fid QC	Suite	Method	Analyte	Symbol	Result	1-sigma TPU	MDA	MDL	Units	Lab Qual	Indep Qual	Lab
MCOI-6	686	01/31/06	WG	F	CS	—	Inorg	300	Sulfate	—	35.5	—	—	0.057	mg/L	—	—	GELC
MCOI-6	686	09/01/05	WG	F	CS	FD	Inorg	300	Sulfate	—	37.4	—	—	0.057	mg/L	—	—	GELC
MCOI-6	686	09/01/05	WG	F	CS	—	Inorg	300	Sulfate	—	37.6	—	—	0.057	mg/L	—	—	GELC
MCOI-6	686	06/15/05	WG	F	CS	FD	Inorg	300	Sulfate	—	39.6	—	—	0.057	mg/L	—	—	GELC
MCOI-6	686	06/15/05	WG	F	CS	—	Inorg	300	Sulfate	—	39.5	—	—	0.057	mg/L	—	—	GELC
MCOI-6	686	06/29/06	WG	UF	CS	FB	Inorg	300	Sulfate	<	0.298	—	—	0.1	mg/L	J	U	GELC
MCOI-6	686	06/29/06	WG	UF	CS	FD	Inorg	300	Sulfate	—	35	—	—	0.1	mg/L	—	—	GELC
MCOI-6	686	06/29/06	WG	UF	CS	—	Inorg	300	Sulfate	—	36.6	—	—	0.1	mg/L	—	—	GELC
MCOI-6	686	01/31/06	WG	UF	CS	FB	Inorg	300	Sulfate	<	0.17	—	—	0.057	mg/L	J	J+, U	GELC
MCOI-6	686	09/01/05	WG	UF	CS	FD	Inorg	300	Sulfate	—	37.6	—	—	0.057	mg/L	—	—	GELC
MCOI-6	686	09/01/05	WG	UF	CS	—	Inorg	300	Sulfate	—	37.5	—	—	0.057	mg/L	—	—	GELC
MCOI-6	686	06/15/05	WG	UF	CS	FD	Inorg	300	Sulfate	—	39.5	—	—	0.057	mg/L	—	—	GELC
MCOI-6	686	06/15/05	WG	UF	CS	—	Inorg	300	Sulfate	—	39.5	—	—	0.057	mg/L	—	—	GELC
MCOI-6	686	06/29/06	WG	UF	CS	FB	Inorg	160.2	Suspended Sediment Concentration	—	1.33	—	—	1.27	mg/L	J	—	GELC

Table D-1 (continued)

Location	Depth (ft)	Date	Fid Matrix	Fid Prep	Lab Sample Type	Fid QC	Suite	Method	Analyte	Symbol	Result	1-sigma TPU	MDA	MDL	Units	Lab Qual	Indep Qual	Lab
MCOI-6	686	06/29/06	WG	UF	CS	FD	Inorg	160.2	Suspended Sediment Concentration	>	1.9	—	—	1.9	mg/L	U	—	GELC
MCOI-6	686	06/29/06	WG	UF	CS	—	Inorg	160.2	Suspended Sediment Concentration	—	1.56	—	—	1.27	mg/L	J	—	GELC
MCOI-6	686	09/01/05	WG	UF	CS	FD	Inorg	160.2	Suspended Sediment Concentration	>	0.591	—	—	0.591	mg/L	U	—	GELC
MCOI-6	686	09/01/05	WG	UF	CS	—	Inorg	160.2	Suspended Sediment Concentration	>	0.588	—	—	0.588	mg/L	U	—	GELC
MCOI-6	686	06/15/05	WG	UF	CS	FD	Inorg	160.2	Suspended Sediment Concentration	>	1.14	—	—	1.14	mg/L	U	—	GELC
MCOI-6	686	06/15/05	WG	UF	CS	—	Inorg	160.2	Suspended Sediment Concentration	>	1.63	—	—	1.63	mg/L	U	—	GELC
MCOI-6	686	06/15/05	WG	UF	RE	—	Inorg	160.2	Suspended Sediment Concentration	>	1.63	—	—	1.63	mg/L	U	—	GELC
MCOI-6	686	06/29/06	WG	F	CS	FB	Inorg	160.1	Total Dissolved Solids	<	2.38	—	—	2.38	mg/L	U	—	GELC
MCOI-6	686	06/29/06	WG	F	CS	FD	Inorg	160.1	Total Dissolved Solids	—	379	—	—	2.38	mg/L	—	—	GELC
MCOI-6	686	06/29/06	WG	F	CS	—	Inorg	160.1	Total Dissolved Solids	—	364	—	—	2.38	mg/L	—	—	GELC
MCOI-6	686	01/31/06	WG	F	CS	—	Inorg	160.1	Total Dissolved Solids	—	338	—	—	2.38	mg/L	—	—	GELC

Table D-1 (continued)

Location	Depth (ft)	Date	Fid Matrix	Fid Prep	Lab Sample Type	Fid QC	Suite	Method	Analyte	Symbol	Result	1-sigma TPU	MDA	MDL	Units	Lab Qual	Indep Qual	Lab
MCOI-6	686	09/01/05	WG	F	CS	FD	Inorg	160.1	Total Dissolved Solids	—	338	—	—	2.38	mg/L	—	—	GELC
MCOI-6	686	09/01/05	WG	F	CS	—	Inorg	160.1	Total Dissolved Solids	—	343	—	—	2.38	mg/L	—	—	GELC
MCOI-6	686	06/15/05	WG	F	CS	FD	Inorg	160.1	Total Dissolved Solids	—	334	—	—	2.38	mg/L	—	—	GELC
MCOI-6	686	06/15/05	WG	F	CS	—	Inorg	160.1	Total Dissolved Solids	—	362	—	—	2.38	mg/L	—	—	GELC
MCOI-6	686	06/29/06	WG	UF	CS	FB	Inorg	160.1	Total Dissolved Solids	<	2.38	—	—	2.38	mg/L	U	—	GELC
MCOI-6	686	06/29/06	WG	UF	CS	FD	Inorg	160.1	Total Dissolved Solids	—	370	—	—	2.38	mg/L	—	—	GELC
MCOI-6	686	06/29/06	WG	UF	CS	—	Inorg	160.1	Total Dissolved Solids	—	374	—	—	2.38	mg/L	—	—	GELC
MCOI-6	686	01/31/06	WG	UF	CS	FB	Inorg	160.1	Total Dissolved Solids	—	4	—	—	2.38	mg/L	J	—	GELC
MCOI-6	686	09/01/05	WG	UF	CS	FD	Inorg	160.1	Total Dissolved Solids	—	328	—	—	2.38	mg/L	—	—	GELC
MCOI-6	686	09/01/05	WG	UF	CS	—	Inorg	160.1	Total Dissolved Solids	—	303	—	—	2.38	mg/L	—	—	GELC
MCOI-6	686	06/15/05	WG	UF	CS	FD	Inorg	160.1	Total Dissolved Solids	—	342	—	—	2.38	mg/L	—	—	GELC
MCOI-6	686	06/15/05	WG	UF	CS	—	Inorg	160.1	Total Dissolved Solids	—	346	—	—	2.38	mg/L	—	—	GELC
MCOI-6	686	06/29/06	WG	F	CS	FB	Inorg	351.2	Total Kjeldahl Nitrogen	<	0.016	—	—	0.01	mg/L	J	JN-, U	GELC
MCOI-6	686	06/29/06	WG	F	CS	FD	Inorg	351.2	Total Kjeldahl Nitrogen	—	0.179	—	—	0.01	mg/L	—	—	GELC

Table D-1 (continued)

Location	Depth (ft)	Date	Fid Matrix	Fid Prep	Lab Sample Type	Fid QC	Suite	Method	Analyte	Symbol	Result	1-sigma TPU	MDA	MDL	Units	Lab Qual	Indep Qual	Lab
MCOI-6	686	06/29/06	WG	F	CS	—	Inorg	351.2	Total Kjeldahl Nitrogen	—	0.179	—	—	0.01	mg/L	—	—	GELC
MCOI-6	686	06/29/06	WG	UF	CS	FB	Inorg	351.2	Total Kjeldahl Nitrogen	—	0.025	—	—	0.01	mg/L	J	JN-	GELC
MCOI-6	686	06/29/06	WG	UF	CS	FD	Inorg	351.2	Total Kjeldahl Nitrogen	—	0.261	—	—	0.01	mg/L	—	—	GELC
MCOI-6	686	06/29/06	WG	UF	CS	—	Inorg	351.2	Total Kjeldahl Nitrogen	—	0.252	—	—	0.01	mg/L	—	—	GELC
MCOI-6	686	01/31/06	WG	UF	CS	FB	Inorg	351.2	Total Kjeldahl Nitrogen	<	0.01	—	—	0.01	mg/L	U	R, UJ	GELC
MCOI-6	686	01/31/06	WG	UF	CS	—	Inorg	351.2	Total Kjeldahl Nitrogen	<	0.015	—	—	0.01	mg/L	J	J-, JN-, U	GELC
MCOI-6	686	09/01/05	WG	UF	CS	FD	Inorg	351.2	Total Kjeldahl Nitrogen	<	0.055	—	—	0.01	mg/L	J	J+, U	GELC
MCOI-6	686	09/01/05	WG	UF	CS	—	Inorg	351.2	Total Kjeldahl Nitrogen	<	0.054	—	—	0.01	mg/L	J	J+, U	GELC
MCOI-6	686	06/15/05	WG	UF	CS	FD	Inorg	351.2	Total Kjeldahl Nitrogen	—	0.22	—	—	0.01	mg/L	—	—	GELC
MCOI-6	686	06/15/05	WG	UF	CS	—	Inorg	351.2	Total Kjeldahl Nitrogen	—	0.203	—	—	0.01	mg/L	—	—	GELC
MCOI-6	686	06/29/06	WG	UF	CS	FB	Inorg	9060	Total Organic Carbon	—	0.463	—	—	0.33	mg/L	J	—	GELC
MCOI-6	686	06/29/06	WG	UF	CS	FD	Inorg	9060	Total Organic Carbon	<	2.29	—	—	0.33	mg/L	—	U	GELC
MCOI-6	686	06/29/06	WG	UF	CS	—	Inorg	9060	Total Organic Carbon	—	2.52	—	—	0.33	mg/L	—	—	GELC

Table D-1 (continued)

Location	Depth (ft)	Date	Fid Matrix	Fid Prep	Lab Sample Type	Fid QC	Suite	Method	Analyte	Symbol	Result	1-sigma TPU	MDA	MDL	Units	Lab Qual	Indep Qual	Lab
MCOI-6	686	09/01/05	WG	UF	CS	FD	Inorg	9060	Total Organic Carbon	—	1.07	—	—	0.074	mg/L	—	—	GELC
MCOI-6	686	09/01/05	WG	UF	CS	—	Inorg	9060	Total Organic Carbon	—	1.16	—	—	0.074	mg/L	—	—	GELC
MCOI-6	686	06/15/05	WG	UF	CS	FD	Inorg	9060	Total Organic Carbon	—	1.64	—	—	0.074	mg/L	—	J-	GELC
MCOI-6	686	06/15/05	WG	UF	CS	—	Inorg	9060	Total Organic Carbon	—	1.64	—	—	0.074	mg/L	—	J-	GELC
MCOI-6	686	06/29/06	WG	UF	CS	FD	Inorg	160.2	Total Suspended Solids	—	1.25	—	—	0.713	mg/L	J	—	GELC
MCOI-6	686	06/29/06	WG	UF	CS	—	Inorg	160.2	Total Suspended Solids	—	1.25	—	—	0.713	mg/L	J	—	GELC
MCOI-6	686	06/29/06	WG	F	CS	FB	Inorg	150.1	pH	—	5.75	—	—	0.01	SU	H	J	GELC
MCOI-6	686	06/29/06	WG	F	CS	FD	Inorg	150.1	pH	—	7.23	—	—	0.01	SU	H	J	GELC
MCOI-6	686	06/29/06	WG	F	CS	—	Inorg	150.1	pH	—	7.23	—	—	0.01	SU	H	J	GELC
MCOI-6	686	01/31/06	WG	F	CS	—	Inorg	150.1	pH	—	7.32	—	—	0.01	SU	H	J	GELC
MCOI-6	686	09/01/05	WG	F	CS	FD	Inorg	150.1	pH	—	7.4	—	—	0.01	SU	H	J	GELC
MCOI-6	686	09/01/05	WG	F	CS	—	Inorg	150.1	pH	—	7.28	—	—	0.01	SU	H	J	GELC
MCOI-6	686	06/15/05	WG	F	CS	FD	Inorg	150.1	pH	—	7.07	—	—	0.01	SU	H	J	GELC
MCOI-6	686	06/15/05	WG	F	CS	—	Inorg	150.1	pH	—	7.05	—	—	0.01	SU	H	J	GELC

Table D-1 (continued)

Location	Depth (ft)	Date	Fid Matrix	Fid Prep	Lab Sample Type	Fid QC	Suite	Method	Analyte	Symbol	Result	1-sigma TPU	MDA	MDL	Units	Lab Qual	Indep Qual	Lab
MCOI-6	686	06/29/06	WG	UF	CS	FB	Inorg	150.1	pH	—	5.73	—	—	0.01	SU	H	J	GELC
MCOI-6	686	06/29/06	WG	UF	CS	FD	Inorg	150.1	pH	—	7.19	—	—	0.01	SU	H	J	GELC
MCOI-6	686	06/29/06	WG	UF	CS	—	Inorg	150.1	pH	—	7.2	—	—	0.01	SU	H	J	GELC
MCOI-6	686	01/31/06	WG	UF	CS	FB	Inorg	150.1	pH	—	5.18	—	—	0.01	SU	H	J	GELC
MCOI-6	686	09/01/05	WG	UF	CS	FD	Inorg	150.1	pH	—	7.33	—	—	0.01	SU	H	J	GELC
MCOI-6	686	09/01/05	WG	UF	CS	—	Inorg	150.1	pH	—	7.42	—	—	0.01	SU	H	J	GELC
MCOI-6	686	06/15/05	WG	UF	CS	FD	Inorg	150.1	pH	—	7.35	—	—	0.01	SU	H	J	GELC
MCOI-6	686	06/15/05	WG	UF	CS	—	Inorg	150.1	pH	—	1.78	—	—	0.01	SU	H	J	GELC
MCOI-6	686	06/29/06	WG	F	CS	FB	Met	6010	Barium	<	1	—	—	1	µg/L	U	—	GELC
MCOI-6	686	06/29/06	WG	F	CS	FD	Met	6010	Barium	—	30.9	—	—	1	µg/L	—	—	GELC
MCOI-6	686	06/29/06	WG	F	CS	—	Met	6010	Barium	—	30.2	—	—	1	µg/L	—	—	GELC
MCOI-6	686	01/31/06	WG	F	CS	—	Met	6010	Barium	—	31.4	—	—	1	µg/L	—	—	GELC
MCOI-6	686	09/01/05	WG	F	CS	FD	Met	6010	Barium	—	33.5	—	—	1	µg/L	—	—	GELC
MCOI-6	686	09/01/05	WG	F	CS	—	Met	6010	Barium	—	33.1	—	—	1	µg/L	—	—	GELC

Table D-1 (continued)

Location	Depth (ft)	Date	Fid Matrix	Fid Prep	Lab Sample Type	Fid QC	Suite	Method	Analyte	Symbol	Result	1-sigma TPU	MDA	MDL	Units	Lab Qual	Indep Qual	Lab
MCOI-6	686	06/15/05	WG	F	CS	FD	Met	6010	Barium	—	32.8	—	—	1	µg/L	—	—	GELC
MCOI-6	686	06/15/05	WG	F	CS	—	Met	6010	Barium	—	32.8	—	—	1	µg/L	—	—	GELC
MCOI-6	686	06/29/06	WG	UF	CS	FB	Met	6010	Barium	<	1	—	—	1	µg/L	U	—	GELC
MCOI-6	686	06/29/06	WG	UF	CS	FD	Met	6010	Barium	—	32.6	—	—	1	µg/L	—	—	GELC
MCOI-6	686	06/29/06	WG	UF	CS	—	Met	6010	Barium	—	30.9	—	—	1	µg/L	—	—	GELC
MCOI-6	686	01/31/06	WG	UF	CS	FB	Met	6010	Barium	<	1	—	—	1	µg/L	U	—	GELC
MCOI-6	686	01/31/06	WG	UF	CS	—	Met	6010	Barium	—	31.9	—	—	1	µg/L	—	—	GELC
MCOI-6	686	09/01/05	WG	UF	CS	FD	Met	6010	Barium	—	34	—	—	1	µg/L	—	—	GELC
MCOI-6	686	09/01/05	WG	UF	CS	—	Met	6010	Barium	—	32.6	—	—	1	µg/L	—	—	GELC
MCOI-6	686	06/15/05	WG	UF	CS	FD	Met	6010	Barium	—	32.7	—	—	1	µg/L	—	—	GELC
MCOI-6	686	06/15/05	WG	UF	CS	—	Met	6010	Barium	—	33.2	—	—	1	µg/L	—	—	GELC
MCOI-6	686	06/29/06	WG	F	CS	FB	Met	6010	Boron	<	10	—	—	10	µg/L	U	—	GELC
MCOI-6	686	06/29/06	WG	F	CS	FD	Met	6010	Boron	—	30.4	—	—	10	µg/L	J	—	GELC
MCOI-6	686	06/29/06	WG	F	CS	—	Met	6010	Boron	—	29.4	—	—	10	µg/L	J	—	GELC

Table D-1 (continued)

Location	Depth (ft)	Date	Fid Matrix	Fid Prep	Lab Sample Type	Fid QC	Suite	Method	Analyte	Symbol	Result	1-sigma TPU	MDA	MDL	Units	Lab Qual	Indep Qual	Lab
MCOI-6	686	01/31/06	WG	F	CS	—	Met	6010	Boron	—	31.9	—	—	10	µg/L	J	—	GELC
MCOI-6	686	09/01/05	WG	F	CS	FD	Met	6010	Boron	—	31.6	—	—	10	µg/L	J	—	GELC
MCOI-6	686	09/01/05	WG	F	CS	—	Met	6010	Boron	—	32.5	—	—	10	µg/L	J	—	GELC
MCOI-6	686	06/15/05	WG	F	CS	FD	Met	6010	Boron	—	25.4	—	—	10	µg/L	J	—	GELC
MCOI-6	686	06/15/05	WG	F	CS	—	Met	6010	Boron	—	28.9	—	—	10	µg/L	J	—	GELC
MCOI-6	686	06/29/06	WG	UF	CS	FB	Met	6010	Boron	<	10	—	—	10	µg/L	U	—	GELC
MCOI-6	686	06/29/06	WG	UF	CS	FD	Met	6010	Boron	—	30.8	—	—	10	µg/L	J	—	GELC
MCOI-6	686	06/29/06	WG	UF	CS	—	Met	6010	Boron	—	30	—	—	10	µg/L	J	—	GELC
MCOI-6	686	01/31/06	WG	UF	CS	FB	Met	6010	Boron	<	10	—	—	10	µg/L	U	—	GELC
MCOI-6	686	01/31/06	WG	UF	CS	—	Met	6010	Boron	—	31.6	—	—	10	µg/L	J	—	GELC
MCOI-6	686	09/01/05	WG	UF	CS	FD	Met	6010	Boron	—	31.8	—	—	10	µg/L	J	—	GELC
MCOI-6	686	09/01/05	WG	UF	CS	—	Met	6010	Boron	—	31.5	—	—	10	µg/L	J	—	GELC
MCOI-6	686	06/15/05	WG	UF	CS	FD	Met	6010	Boron	—	25.1	—	—	10	µg/L	J	—	GELC
MCOI-6	686	06/15/05	WG	UF	CS	—	Met	6010	Boron	—	26.5	—	—	10	µg/L	J	—	GELC

Table D-1 (continued)

Location	Depth (ft)	Date	Fid Matrix	Fid Prep	Lab Sample Type	Fid QC	Suite	Method	Analyte	Symbol	Result	1-sigma TPU	MDA	MDL	Units	Lab Qual	Indep Qual	Lab
MCOI-6	686	06/29/06	WG	F	CS	FB	Met	6020	Chromium	<	1.4	—	—	1	µg/L	J	U	GELC
MCOI-6	686	06/29/06	WG	F	CS	FD	Met	6020	Chromium	—	41.2	—	—	1	µg/L	—	—	GELC
MCOI-6	686	06/29/06	WG	F	CS	—	Met	6020	Chromium	—	43.9	—	—	1	µg/L	—	—	GELC
MCOI-6	686	01/31/06	WG	F	CS	—	Met	6010	Chromium	—	53.4	—	—	1	µg/L	—	—	GELC
MCOI-6	686	09/01/05	WG	F	CS	FD	Met	6010	Chromium	—	58.2	—	—	1	µg/L	—	—	GELC
MCOI-6	686	09/01/05	WG	F	CS	—	Met	6010	Chromium	—	57.2	—	—	1	µg/L	—	—	GELC
MCOI-6	686	06/15/05	WG	F	CS	FD	Met	6010	Chromium	—	48.4	—	—	1	µg/L	—	—	GELC
MCOI-6	686	06/15/05	WG	F	CS	—	Met	6010	Chromium	—	51.2	—	—	1	µg/L	—	—	GELC
MCOI-6	686	06/29/06	WG	UF	CS	FB	Met	6020	Chromium	<	1.8	—	—	1	µg/L	J	U	GELC
MCOI-6	686	06/29/06	WG	UF	CS	FD	Met	6020	Chromium	—	43	—	—	1	µg/L	—	—	GELC
MCOI-6	686	06/29/06	WG	UF	CS	—	Met	6020	Chromium	—	42.7	—	—	1	µg/L	—	—	GELC
MCOI-6	686	01/31/06	WG	UF	CS	FB	Met	6010	Chromium	<	1	—	—	1	µg/L	U	—	GELC
MCOI-6	686	01/31/06	WG	UF	CS	—	Met	6010	Chromium	—	54.6	—	—	1	µg/L	—	—	GELC
MCOI-6	686	09/01/05	WG	UF	CS	FD	Met	6010	Chromium	—	58.9	—	—	1	µg/L	—	—	GELC

Table D-1 (continued)

Location	Depth (ft)	Date	Fid Matrix	Fid Prep	Lab Sample Type	Fid QC	Suite	Method	Analyte	Symbol	Result	1-sigma TPU	MDA	MDL	Units	Lab Qual	Indep Qual	Lab
MCOI-6	686	09/01/05	WG	UF	CS	—	Met	6010	Chromium	—	56.8	—	—	1	µg/L	—	—	GELC
MCOI-6	686	06/15/05	WG	UF	CS	FD	Met	6010	Chromium	—	52.4	—	—	1	µg/L	—	—	GELC
MCOI-6	686	06/15/05	WG	UF	CS	—	Met	6010	Chromium	—	52.2	—	—	1	µg/L	—	—	GELC
MCOI-6	686	06/29/06	WG	F	CS	FB	Met	6010	Copper	<	3	—	—	3	µg/L	U	—	GELC
MCOI-6	686	06/29/06	WG	F	CS	FD	Met	6010	Copper	—	26.1	—	—	3	µg/L	—	—	GELC
MCOI-6	686	06/29/06	WG	F	CS	—	Met	6010	Copper	—	24.9	—	—	3	µg/L	—	—	GELC
MCOI-6	686	01/31/06	WG	F	CS	—	Met	6010	Copper	—	8	—	—	3	µg/L	J	—	GELC
MCOI-6	686	09/01/05	WG	F	CS	FD	Met	6010	Copper	—	6.7	—	—	3	µg/L	J	—	GELC
MCOI-6	686	09/01/05	WG	F	CS	—	Met	6010	Copper	—	6.6	—	—	3	µg/L	J	—	GELC
MCOI-6	686	06/15/05	WG	F	CS	FD	Met	6010	Copper	—	11.1	—	—	3	µg/L	—	—	GELC
MCOI-6	686	06/15/05	WG	F	CS	—	Met	6010	Copper	—	7.6	—	—	3	µg/L	J	—	GELC
MCOI-6	686	06/29/06	WG	UF	CS	FB	Met	6010	Copper	<	3	—	—	3	µg/L	U	—	GELC
MCOI-6	686	06/29/06	WG	UF	CS	FD	Met	6010	Copper	—	49.5	—	—	3	µg/L	—	—	GELC
MCOI-6	686	06/29/06	WG	UF	CS	—	Met	6010	Copper	—	45.6	—	—	3	µg/L	—	—	GELC

Table D-1 (continued)

Location	Depth (ft)	Date	Fid Matrix	Fid Prep	Lab Sample Type	Fid QC	Suite	Method	Analyte	Symbol	Result	1-sigma TPU	MDA	MDL	Units	Lab Qual	Indep Qual	Lab
MCOI-6	686	01/31/06	WG	UF	CS	FB	Met	6010	Copper	<	3	—	—	3	µg/L	U	—	GELC
MCOI-6	686	01/31/06	WG	UF	CS	—	Met	6010	Copper	—	11.6	—	—	3	µg/L	—	—	GELC
MCOI-6	686	09/01/05	WG	UF	CS	FD	Met	6010	Copper	—	13.6	—	—	3	µg/L	—	—	GELC
MCOI-6	686	09/01/05	WG	UF	CS	—	Met	6010	Copper	—	12.2	—	—	3	µg/L	—	—	GELC
MCOI-6	686	06/15/05	WG	UF	CS	FD	Met	6010	Copper	—	13.4	—	—	3	µg/L	—	—	GELC
MCOI-6	686	06/15/05	WG	UF	CS	—	Met	6010	Copper	—	14.5	—	—	3	µg/L	—	—	GELC
MCOI-6	686	06/29/06	WG	F	CS	FB	Met	6010	Iron	>	18	—	—	18	µg/L	U	—	GELC
MCOI-6	686	06/29/06	WG	F	CS	FD	Met	6010	Iron	>	18	—	—	18	µg/L	U	—	GELC
MCOI-6	686	06/29/06	WG	F	CS	—	Met	6010	Iron	>	18	—	—	18	µg/L	U	—	GELC
MCOI-6	686	01/31/06	WG	F	CS	—	Met	6010	Iron	>	18	—	—	18	µg/L	U	—	GELC
MCOI-6	686	09/01/05	WG	F	CS	FD	Met	6010	Iron	>	18	—	—	18	µg/L	U	—	GELC
MCOI-6	686	09/01/05	WG	F	CS	—	Met	6010	Iron	>	18	—	—	18	µg/L	U	—	GELC
MCOI-6	686	06/15/05	WG	F	CS	FD	Met	6010	Iron	>	18	—	—	18	µg/L	U	—	GELC
MCOI-6	686	06/15/05	WG	F	CS	—	Met	6010	Iron	>	18.2	—	—	18	µg/L	J	U	GELC

Table D-1 (continued)

Location	Depth (ft)	Date	Fid Matrix	Fid Prep	Lab Sample Type	Fid QC	Suite	Method	Analyte	Symbol	Result	1-sigma TPU	MDA	MDL	Units	Lab Qual	Indep Qual	Lab
MCOI-6	686	06/29/06	WG	UF	CS	FB	Met	6010	Iron	<	18	—	—	18	µg/L	U	—	GELC
MCOI-6	686	06/29/06	WG	UF	CS	FD	Met	6010	Iron	—	109	—	—	18	µg/L	—	—	GELC
MCOI-6	686	06/29/06	WG	UF	CS	—	Met	6010	Iron	—	101	—	—	18	µg/L	—	—	GELC
MCOI-6	686	01/31/06	WG	UF	CS	FB	Met	6010	Iron	<	18	—	—	18	µg/L	U	—	GELC
MCOI-6	686	01/31/06	WG	UF	CS	—	Met	6010	Iron	>	35.7	—	—	18	µg/L	J	U	GELC
MCOI-6	686	09/01/05	WG	UF	CS	FD	Met	6010	Iron	—	70.1	—	—	18	µg/L	J	—	GELC
MCOI-6	686	09/01/05	WG	UF	CS	—	Met	6010	Iron	—	49.9	—	—	18	µg/L	J	—	GELC
MCOI-6	686	06/15/05	WG	UF	CS	FD	Met	6010	Iron	<	93.5	—	—	18	µg/L	J	U	GELC
MCOI-6	686	06/15/05	WG	UF	CS	—	Met	6010	Iron	—	107	—	—	18	µg/L	—	—	GELC
MCOI-6	686	06/29/06	WG	F	CS	FB	Met	6020	Lead	<	0.5	—	—	0.5	µg/L	U	—	GELC
MCOI-6	686	06/29/06	WG	F	CS	FD	Met	6020	Lead	<	0.5	—	—	0.5	µg/L	U	—	GELC
MCOI-6	686	06/29/06	WG	F	CS	—	Met	6020	Lead	<	0.5	—	—	0.5	µg/L	U	—	GELC
MCOI-6	686	01/31/06	WG	F	CS	—	Met	6020	Lead	<	0.5	—	—	0.5	µg/L	U	—	GELC
MCOI-6	686	09/01/05	WG	F	CS	FD	Met	6020	Lead	>	0.5	—	—	0.5	µg/L	U	—	GELC

Table D-1 (continued)

Location	Depth (ft)	Date	Fid Matrix	Fid Prep	Lab Sample Type	Fid QC	Suite	Method	Analyte	Symbol	Result	1-sigma TPU	MDA	MDL	Units	Lab Qual	Indep Qual	Lab
MCOI-6	686	09/01/05	WG	F	CS	—	Met	6020	Lead	<	0.5	—	—	0.5	µg/L	U	—	GELC
MCOI-6	686	06/15/05	WG	F	CS	FD	Met	6020	Lead	<	0.5	—	—	0.5	µg/L	U	—	GELC
MCOI-6	686	06/15/05	WG	F	CS	—	Met	6020	Lead	<	0.5	—	—	0.5	µg/L	U	—	GELC
MCOI-6	686	06/29/06	WG	UF	CS	FB	Met	6020	Lead	<	0.5	—	—	0.5	µg/L	U	—	GELC
MCOI-6	686	06/29/06	WG	UF	CS	FD	Met	6020	Lead	—	1.8	—	—	0.5	µg/L	J	—	GELC
MCOI-6	686	06/29/06	WG	UF	CS	—	Met	6020	Lead	—	1.8	—	—	0.5	µg/L	J	—	GELC
MCOI-6	686	01/31/06	WG	UF	CS	FB	Met	6020	Lead	<	0.5	—	—	0.5	µg/L	U	—	GELC
MCOI-6	686	01/31/06	WG	UF	CS	—	Met	6020	Lead	<	0.5	—	—	0.5	µg/L	U	—	GELC
MCOI-6	686	09/01/05	WG	UF	CS	FD	Met	6020	Lead	—	0.69	—	—	0.5	µg/L	J	—	GELC
MCOI-6	686	09/01/05	WG	UF	CS	—	Met	6020	Lead	—	0.65	—	—	0.5	µg/L	J	—	GELC
MCOI-6	686	06/15/05	WG	UF	CS	FD	Met	6020	Lead	—	1.2	—	—	0.5	µg/L	J	—	GELC
MCOI-6	686	06/15/05	WG	UF	CS	—	Met	6020	Lead	—	1.3	—	—	0.5	µg/L	J	—	GELC
MCOI-6	686	06/29/06	WG	F	CS	FB	Met	6010	Manganese	<	2	—	—	2	µg/L	U	—	GELC
MCOI-6	686	06/29/06	WG	F	CS	FD	Met	6010	Manganese	—	8.5	—	—	2	µg/L	J	—	GELC

Table D-1 (continued)

Location	Depth (ft)	Date	Fid Matrix	Fid Prep	Lab Sample Type	Fid QC	Suite	Method	Analyte	Symbol	Result	1-sigma TPU	MDA	MDL	Units	Lab Qual	Indep Qual	Lab
MCOI-6	686	06/29/06	WG	F	CS	—	Met	6010	Manganese	—	8.5	—	—	2	µg/L	J	—	GELC
MCOI-6	686	01/31/06	WG	F	CS	—	Met	6010	Manganese	—	6.6	—	—	2	µg/L	J	—	GELC
MCOI-6	686	09/01/05	WG	F	CS	FD	Met	6010	Manganese	—	11.9	—	—	2	µg/L	—	—	GELC
MCOI-6	686	09/01/05	WG	F	CS	—	Met	6010	Manganese	—	11.6	—	—	2	µg/L	—	—	GELC
MCOI-6	686	06/15/05	WG	F	CS	FD	Met	6020	Manganese	—	30.6	—	—	1	µg/L	—	—	GELC
MCOI-6	686	06/15/05	WG	F	CS	—	Met	6020	Manganese	—	25.1	—	—	1	µg/L	—	—	GELC
MCOI-6	686	06/29/06	WG	UF	CS	FB	Met	6010	Manganese	<	2	—	—	2	µg/L	U	—	GELC
MCOI-6	686	06/29/06	WG	UF	CS	FD	Met	6010	Manganese	—	11.9	—	—	2	µg/L	—	—	GELC
MCOI-6	686	06/29/06	WG	UF	CS	—	Met	6010	Manganese	—	11.3	—	—	2	µg/L	—	—	GELC
MCOI-6	686	01/31/06	WG	UF	CS	FB	Met	6010	Manganese	<	2	—	—	2	µg/L	U	—	GELC
MCOI-6	686	01/31/06	WG	UF	CS	—	Met	6010	Manganese	—	6.8	—	—	2	µg/L	J	—	GELC
MCOI-6	686	09/01/05	WG	UF	CS	FD	Met	6010	Manganese	—	13.8	—	—	2	µg/L	—	—	GELC
MCOI-6	686	09/01/05	WG	UF	CS	—	Met	6010	Manganese	—	13.1	—	—	2	µg/L	—	—	GELC
MCOI-6	686	06/15/05	WG	UF	CS	FD	Met	6020	Manganese	—	26.7	—	—	1	µg/L	—	—	GELC

Table D-1 (continued)

Location	Depth (ft)	Date	Fid Matrix	Fid Prep	Lab Sample Type	Fid QC	Suite	Method	Analyte	Symbol	Result	1-sigma TPU	MDA	MDL	Units	Lab Qual	Indep Qual	Lab
MCOI-6	686	06/15/05	WG	UF	CS	—	Met	6020	Manganese	—	27	—	—	1	µg/L	—	—	GELC
MCOI-6	686	06/29/06	WG	F	CS	FB	Met	6010	Molybdenum	<	2	—	—	2	µg/L	U	—	GELC
MCOI-6	686	06/29/06	WG	F	CS	FD	Met	6010	Molybdenum	—	2	—	—	2	µg/L	J	—	GELC
MCOI-6	686	06/29/06	WG	F	CS	—	Met	6010	Molybdenum	<	2	—	—	2	µg/L	U	—	GELC
MCOI-6	686	01/31/06	WG	F	CS	—	Met	6010	Molybdenum	<	2.5	—	—	2	µg/L	J	U	GELC
MCOI-6	686	09/01/05	WG	F	CS	FD	Met	6010	Molybdenum	<	2	—	—	2	µg/L	U	—	GELC
MCOI-6	686	09/01/05	WG	F	CS	—	Met	6010	Molybdenum	—	2.5	—	—	2	µg/L	J	—	GELC
MCOI-6	686	06/15/05	WG	F	CS	FD	Met	6020	Molybdenum	—	2	—	—	0.1	µg/L	—	—	GELC
MCOI-6	686	06/15/05	WG	F	CS	—	Met	6020	Molybdenum	—	1.9	—	—	0.1	µg/L	—	—	GELC
MCOI-6	686	06/29/06	WG	UF	CS	FB	Met	6010	Molybdenum	<	2	—	—	2	µg/L	U	—	GELC
MCOI-6	686	06/29/06	WG	UF	CS	FD	Met	6010	Molybdenum	<	2	—	—	2	µg/L	U	—	GELC
MCOI-6	686	06/29/06	WG	UF	CS	—	Met	6010	Molybdenum	<	2	—	—	2	µg/L	U	—	GELC
MCOI-6	686	01/31/06	WG	UF	CS	FB	Met	6010	Molybdenum	<	2	—	—	2	µg/L	U	—	GELC
MCOI-6	686	01/31/06	WG	UF	CS	—	Met	6010	Molybdenum	<	2.5	—	—	2	µg/L	J	U	GELC

Table D-1 (continued)

Location	Depth (ft)	Date	Fid Matrix	Fid Prep	Lab Sample Type	Fid QC	Suite	Method	Analyte	Symbol	Result	1-sigma TPU	MDA	MDL	Units	Lab Qual	Indep Qual	Lab
MCOI-6	686	09/01/05	WG	UF	CS	FD	Met	6010	Molybdenum	<	2	—	—	2	µg/L	U	—	GELC
MCOI-6	686	09/01/05	WG	UF	CS	—	Met	6010	Molybdenum	<	2	—	—	2	µg/L	U	—	GELC
MCOI-6	686	06/15/05	WG	UF	CS	FD	Met	6020	Molybdenum	—	2	—	—	0.1	µg/L	—	—	GELC
MCOI-6	686	06/15/05	WG	UF	CS	—	Met	6020	Molybdenum	—	1.9	—	—	0.1	µg/L	—	—	GELC
MCOI-6	686	06/29/06	WG	F	CS	FB	Met	6020	Nickel	>	0.5	—	—	0.5	µg/L	U	—	GELC
MCOI-6	686	06/29/06	WG	F	CS	FD	Met	6020	Nickel	—	5.2	—	—	0.5	µg/L	—	—	GELC
MCOI-6	686	06/29/06	WG	F	CS	—	Met	6020	Nickel	—	5.1	—	—	0.5	µg/L	—	—	GELC
MCOI-6	686	01/31/06	WG	F	CS	—	Met	6020	Nickel	—	5.3	—	—	0.5	µg/L	—	—	GELC
MCOI-6	686	09/01/05	WG	F	CS	FD	Met	6020	Nickel	—	5.7	—	—	0.5	µg/L	—	J+	GELC
MCOI-6	686	09/01/05	WG	F	CS	—	Met	6020	Nickel	—	5.9	—	—	0.5	µg/L	—	J+	GELC
MCOI-6	686	06/15/05	WG	F	CS	FD	Met	6010	Nickel	—	3.3	—	—	1	µg/L	J	—	GELC
MCOI-6	686	06/15/05	WG	F	CS	—	Met	6010	Nickel	—	2.9	—	—	1	µg/L	J	—	GELC
MCOI-6	686	06/29/06	WG	UF	CS	FB	Met	6020	Nickel	<	0.5	—	—	0.5	µg/L	U	—	GELC
MCOI-6	686	06/29/06	WG	UF	CS	FD	Met	6020	Nickel	—	6.3	—	—	0.5	µg/L	—	—	GELC

Table D-1 (continued)

Location	Depth (ft)	Date	Fid Matrix	Fid Prep	Lab Sample Type	Fid QC	Suite	Method	Analyte	Symbol	Result	1-sigma TPU	MDA	MDL	Units	Lab Qual	Indep Qual	Lab
MCOI-6	686	06/29/06	WG	UF	CS	—	Met	6020	Nickel	—	6.2	—	—	0.5	µg/L	—	—	GELC
MCOI-6	686	01/31/06	WG	UF	CS	FB	Met	6020	Nickel	<	0.5	—	—	0.5	µg/L	U	—	GELC
MCOI-6	686	01/31/06	WG	UF	CS	—	Met	6020	Nickel	—	5.5	—	—	0.5	µg/L	—	—	GELC
MCOI-6	686	09/01/05	WG	UF	CS	FD	Met	6020	Nickel	—	6.1	—	—	0.5	µg/L	—	J+	GELC
MCOI-6	686	09/01/05	WG	UF	CS	—	Met	6020	Nickel	—	6.4	—	—	0.5	µg/L	—	J+	GELC
MCOI-6	686	06/15/05	WG	UF	CS	FD	Met	6010	Nickel	—	3.9	—	—	1	µg/L	J	—	GELC
MCOI-6	686	06/15/05	WG	UF	CS	—	Met	6010	Nickel	—	3	—	—	1	µg/L	J	—	GELC
MCOI-6	686	06/29/06	WG	F	CS	FB	Met	6010	Strontium	<	1	—	—	1	µg/L	U	—	GELC
MCOI-6	686	06/29/06	WG	F	CS	FD	Met	6010	Strontium	—	200	—	—	1	µg/L	—	—	GELC
MCOI-6	686	06/29/06	WG	F	CS	—	Met	6010	Strontium	—	196	—	—	1	µg/L	—	—	GELC
MCOI-6	686	01/31/06	WG	F	CS	—	Met	6010	Strontium	—	204	—	—	1	µg/L	—	—	GELC
MCOI-6	686	09/01/05	WG	F	CS	FD	Met	6010	Strontium	—	220	—	—	1	µg/L	—	—	GELC
MCOI-6	686	09/01/05	WG	F	CS	—	Met	6010	Strontium	—	218	—	—	1	µg/L	—	—	GELC
MCOI-6	686	06/15/05	WG	F	CS	FD	Met	6010	Strontium	—	208	—	—	1	µg/L	—	—	GELC

Table D-1 (continued)

Location	Depth (ft)	Date	Fid Matrix	Fid Prep	Lab Sample Type	Fid QC	Suite	Method	Analyte	Symbol	Result	1-sigma TPU	MDA	MDL	Units	Lab Qual	Indep Qual	Lab
MCOI-6	686	06/15/05	WG	F	CS	—	Met	6010	Strontium	—	212	—	—	1	µg/L	—	—	GELC
MCOI-6	686	06/29/06	WG	UF	CS	FB	Met	6010	Strontium	<	1	—	—	1	µg/L	U	—	GELC
MCOI-6	686	06/29/06	WG	UF	CS	FD	Met	6010	Strontium	—	207	—	—	1	µg/L	—	—	GELC
MCOI-6	686	06/29/06	WG	UF	CS	—	Met	6010	Strontium	—	197	—	—	1	µg/L	—	—	GELC
MCOI-6	686	01/31/06	WG	UF	CS	FB	Met	6010	Strontium	<	1	—	—	1	µg/L	U	—	GELC
MCOI-6	686	01/31/06	WG	UF	CS	—	Met	6010	Strontium	—	207	—	—	1	µg/L	—	—	GELC
MCOI-6	686	09/01/05	WG	UF	CS	FD	Met	6010	Strontium	—	224	—	—	1	µg/L	—	—	GELC
MCOI-6	686	09/01/05	WG	UF	CS	—	Met	6010	Strontium	—	215	—	—	1	µg/L	—	—	GELC
MCOI-6	686	06/15/05	WG	UF	CS	FD	Met	6010	Strontium	—	211	—	—	1	µg/L	—	—	GELC
MCOI-6	686	06/15/05	WG	UF	CS	—	Met	6010	Strontium	—	212	—	—	1	µg/L	—	—	GELC
MCOI-6	686	06/29/06	WG	F	CS	FB	Met	6020	Uranium	<	0.05	—	—	0.05	µg/L	U	—	GELC
MCOI-6	686	06/29/06	WG	F	CS	FD	Met	6020	Uranium	—	0.34	—	—	0.05	µg/L	—	—	GELC
MCOI-6	686	06/29/06	WG	F	CS	—	Met	6020	Uranium	—	0.35	—	—	0.05	µg/L	—	—	GELC
MCOI-6	686	01/31/06	WG	F	CS	—	Met	6020	Uranium	—	0.38	—	—	0.05	µg/L	—	—	GELC

Table D-1 (continued)

Location	Depth (ft)	Date	Fid Matrix	Fid Prep	Lab Sample Type	Fid QC	Suite	Method	Analyte	Symbol	Result	1-sigma TPU	MDA	MDL	Units	Lab Qual	Indep Qual	Lab
MCOI-6	686	09/01/05	WG	F	CS	FD	Met	6020	Uranium	—	0.44	—	—	0.05	µg/L	—	—	GELC
MCOI-6	686	09/01/05	WG	F	CS	—	Met	6020	Uranium	—	0.5	—	—	0.05	µg/L	—	—	GELC
MCOI-6	686	06/29/06	WG	UF	CS	FB	Met	6020	Uranium	<	0.05	—	—	0.05	µg/L	U	—	GELC
MCOI-6	686	06/29/06	WG	UF	CS	FD	Met	6020	Uranium	—	0.33	—	—	0.05	µg/L	—	—	GELC
MCOI-6	686	06/29/06	WG	UF	CS	—	Met	6020	Uranium	—	0.35	—	—	0.05	µg/L	—	—	GELC
MCOI-6	686	01/31/06	WG	UF	CS	FB	Met	6020	Uranium	<	0.05	—	—	0.05	µg/L	U	—	GELC
MCOI-6	686	01/31/06	WG	UF	CS	—	Met	6020	Uranium	—	0.39	—	—	0.05	µg/L	—	—	GELC
MCOI-6	686	09/01/05	WG	UF	CS	FD	Met	6020	Uranium	—	0.47	—	—	0.05	µg/L	—	—	GELC
MCOI-6	686	09/01/05	WG	UF	CS	—	Met	6020	Uranium	—	0.47	—	—	0.05	µg/L	—	—	GELC
MCOI-6	686	06/29/06	WG	F	CS	FB	Met	6010	Vanadium	<	1	—	—	1	µg/L	U	—	GELC
MCOI-6	686	06/29/06	WG	F	CS	FD	Met	6010	Vanadium	—	1.7	—	—	1	µg/L	J	—	GELC
MCOI-6	686	06/29/06	WG	F	CS	—	Met	6010	Vanadium	—	1.5	—	—	1	µg/L	J	—	GELC
MCOI-6	686	01/31/06	WG	F	CS	—	Met	6010	Vanadium	<	2.4	—	—	1	µg/L	J	U	GELC
MCOI-6	686	09/01/05	WG	F	CS	FD	Met	6010	Vanadium	—	1.3	—	—	1	µg/L	J	—	GELC

Table D-1 (continued)

Location	Depth (ft)	Date	Fid Matrix	Fid Prep	Lab Sample Type	Fid QC	Suite	Method	Analyte	Symbol	Result	1-sigma TPU	MDA	MDL	Units	Lab Qual	Indep Qual	Lab
MCOI-6	686	09/01/05	WG	F	CS	—	Met	6010	Vanadium	—	1.4	—	—	1	µg/L	J	—	GELC
MCOI-6	686	06/15/05	WG	F	CS	FD	Met	6010	Vanadium	—	1.1	—	—	1	µg/L	J	—	GELC
MCOI-6	686	06/15/05	WG	F	CS	—	Met	6010	Vanadium	—	1.2	—	—	1	µg/L	J	—	GELC
MCOI-6	686	06/29/06	WG	UF	CS	FB	Met	6010	Vanadium	<	1	—	—	1	µg/L	U	—	GELC
MCOI-6	686	06/29/06	WG	UF	CS	FD	Met	6010	Vanadium	—	1.8	—	—	1	µg/L	J	—	GELC
MCOI-6	686	06/29/06	WG	UF	CS	—	Met	6010	Vanadium	—	1.7	—	—	1	µg/L	J	—	GELC
MCOI-6	686	01/31/06	WG	UF	CS	FB	Met	6010	Vanadium	<	1.1	—	—	1	µg/L	J	U	GELC
MCOI-6	686	01/31/06	WG	UF	CS	—	Met	6010	Vanadium	<	2.2	—	—	1	µg/L	J	U	GELC
MCOI-6	686	09/01/05	WG	UF	CS	FD	Met	6010	Vanadium	—	1.4	—	—	1	µg/L	J	—	GELC
MCOI-6	686	09/01/05	WG	UF	CS	—	Met	6010	Vanadium	—	1.3	—	—	1	µg/L	J	—	GELC
MCOI-6	686	06/15/05	WG	UF	CS	FD	Met	6010	Vanadium	—	1.2	—	—	1	µg/L	J	—	GELC
MCOI-6	686	06/15/05	WG	UF	CS	—	Met	6010	Vanadium	—	1.2	—	—	1	µg/L	J	—	GELC
MCOI-6	686	06/29/06	WG	F	CS	FB	Met	6010	Zinc	<	4.5	—	—	2	µg/L	J	U	GELC
MCOI-6	686	06/29/06	WG	F	CS	FD	Met	6010	Zinc	—	151	—	—	2	µg/L	—	—	GELC

Table D-1 (continued)

Location	Depth (ft)	Date	Fid Matrix	Fid Prep	Lab Sample Type	Fid QC	Suite	Method	Analyte	Symbol	Result	1-sigma TPU	MDA	MDL	Units	Lab Qual	Indep Qual	Lab
MCOI-6	686	06/29/06	WG	F	CS	—	Met	6010	Zinc	—	149	—	—	2	µg/L	—	—	GELC
MCOI-6	686	01/31/06	WG	F	CS	—	Met	6010	Zinc	—	51.6	—	—	2	µg/L	—	—	GELC
MCOI-6	686	09/01/05	WG	F	CS	FD	Met	6010	Zinc	—	54.3	—	—	2	µg/L	—	—	GELC
MCOI-6	686	09/01/05	WG	F	CS	—	Met	6010	Zinc	—	51.5	—	—	2	µg/L	—	—	GELC
MCOI-6	686	06/15/05	WG	F	CS	FD	Met	6010	Zinc	—	105	—	—	2	µg/L	—	—	GELC
MCOI-6	686	06/15/05	WG	F	CS	—	Met	6010	Zinc	—	74.2	—	—	2	µg/L	—	—	GELC
MCOI-6	686	06/29/06	WG	UF	CS	FB	Met	6010	Zinc	<	5.2	—	—	2	µg/L	J	U	GELC
MCOI-6	686	06/29/06	WG	UF	CS	FD	Met	6010	Zinc	—	189	—	—	2	µg/L	—	—	GELC
MCOI-6	686	06/29/06	WG	UF	CS	—	Met	6010	Zinc	—	180	—	—	2	µg/L	—	—	GELC
MCOI-6	686	01/31/06	WG	UF	CS	FB	Met	6010	Zinc	<	2	—	—	2	µg/L	U	—	GELC
MCOI-6	686	01/31/06	WG	UF	CS	—	Met	6010	Zinc	—	58.5	—	—	2	µg/L	—	—	GELC
MCOI-6	686	09/01/05	WG	UF	CS	FD	Met	6010	Zinc	—	78.9	—	—	2	µg/L	—	—	GELC
MCOI-6	686	09/01/05	WG	UF	CS	—	Met	6010	Zinc	—	72.1	—	—	2	µg/L	—	—	GELC
MCOI-6	686	06/15/05	WG	UF	CS	FD	Met	6010	Zinc	—	87.1	—	—	2	µg/L	—	—	GELC

Table D-1 (continued)

Location	Depth (ft)	Date	Fid Matrix	Fid Prep	Lab Sample Type	Fid QC	Suite	Method	Analyte	Symbol	Result	1-sigma TPU	MDA	MDL	Units	Lab Qual	Indep Qual	Lab
MCOI-6	686	06/15/05	WG	UF	CS	—	Met	6010	Zinc	—	90.8	—	—	2	µg/L	—	—	GELC
MCOI-6	686	06/29/06	WG	F	CS	FB	Rad	H300	Americium-241	—	0.00069	0.01	0.0312	—	pCi/L	U	U	GELC
MCOI-6	686	06/29/06	WG	F	CS	FD	Rad	H300	Americium-241	—	0.0659	0.0167	0.0403	—	pCi/L	—	J	GELC
MCOI-6	686	06/29/06	WG	F	CS	—	Rad	H300	Americium-241	—	0.00413	0.0113	0.0356	—	pCi/L	U	U	GELC
MCOI-6	686	09/01/05	WG	F	CS	FD	Rad	H300	Americium-241	—	-0.00892	0.0046	0.0363	—	pCi/L	U	U	GELC
MCOI-6	686	09/01/05	WG	F	CS	—	Rad	H300	Americium-241	—	-0.0111	0.00506	0.0354	—	pCi/L	U	U	GELC
MCOI-6	686	06/15/05	WG	F	CS	FD	Rad	H300	Americium-241	—	0.00531	0.00762	0.031	—	pCi/L	U	U	GELC
MCOI-6	686	06/15/05	WG	F	CS	—	Rad	H300	Americium-241	—	-0.00404	0.00982	0.041	—	pCi/L	U	U	GELC
MCOI-6	686	06/29/06	WG	UF	CS	FB	Rad	H300	Americium-241	—	- 0.00040 7	0.0087	0.036	—	pCi/L	U	U	GELC
MCOI-6	686	06/29/06	WG	UF	CS	FD	Rad	H300	Americium-241	—	0.00629	0.0179	0.0422	—	pCi/L	U	U	GELC
MCOI-6	686	06/29/06	WG	UF	CS	—	Rad	H300	Americium-241	—	0.0113	0.0287	0.0466	—	pCi/L	U	U	GELC
MCOI-6	686	09/01/05	WG	UF	CS	FD	Rad	H300	Americium-241	—	0.00665	0.00862	0.042	—	pCi/L	U	U	GELC
MCOI-6	686	09/01/05	WG	UF	CS	—	Rad	H300	Americium-241	—	0.00073 3	0.00706	0.0388	—	pCi/L	U	U	GELC
MCOI-6	686	06/15/05	WG	UF	CS	FD	Rad	H300	Americium-241	—	0.0069	0.00985	0.036	—	pCi/L	U	U	GELC

Table D-1 (continued)

Location	Depth (ft)	Date	Fid Matrix	Fid Prep	Lab Sample Type	Fid QC	Suite	Method	Analyte	Symbol	Result	1-sigma TPU	MDA	MDL	Units	Lab Qual	Indep Qual	Lab
MCOI-6	686	06/15/05	WG	UF	CS	—	Rad	H300	Americium-241	—	-0.0134	0.0102	0.036	—	pCi/L	U	U	GELC
MCOI-6	686	06/29/06	WG	F	CS	FB	Rad	901.1	Cesium-137	—	0.413	0.974	3.49	—	pCi/L	U	U	GELC
MCOI-6	686	06/29/06	WG	F	CS	FD	Rad	901.1	Cesium-137	—	1.25	1.1	4.03	—	pCi/L	U	U	GELC
MCOI-6	686	06/29/06	WG	F	CS	—	Rad	901.1	Cesium-137	—	1.72	1.47	3.09	—	pCi/L	U	U	GELC
MCOI-6	686	09/01/05	WG	F	CS	FD	Rad	901.1	Cesium-137	—	-0.182	1.06	3.77	—	pCi/L	U	U	GELC
MCOI-6	686	09/01/05	WG	F	CS	—	Rad	901.1	Cesium-137	—	0.0386	0.96	3.44	—	pCi/L	U	U	GELC
MCOI-6	686	06/15/05	WG	F	CS	FD	Rad	901.1	Cesium-137	—	0.395	1.17	2.44	—	pCi/L	U	U	GELC
MCOI-6	686	06/15/05	WG	F	CS	—	Rad	901.1	Cesium-137	—	-0.586	0.695	2.37	—	pCi/L	U	U	GELC
MCOI-6	686	06/29/06	WG	UF	CS	FB	Rad	901.1	Cesium-137	—	-1.05	0.872	2.96	—	pCi/L	U	U	GELC
MCOI-6	686	06/29/06	WG	UF	CS	FD	Rad	901.1	Cesium-137	—	2.01	0.984	3.88	—	pCi/L	U	U	GELC
MCOI-6	686	06/29/06	WG	UF	CS	—	Rad	901.1	Cesium-137	—	3.77	2.1	3.31	—	pCi/L	UI	R	GELC
MCOI-6	686	09/01/05	WG	UF	CS	FD	Rad	901.1	Cesium-137	—	0.367	1.32	4.67	—	pCi/L	U	U	GELC
MCOI-6	686	09/01/05	WG	UF	CS	—	Rad	901.1	Cesium-137	—	0.311	0.834	3.08	—	pCi/L	U	U	GELC
MCOI-6	686	06/15/05	WG	UF	CS	FD	Rad	901.1	Cesium-137	—	0.0714	0.895	3.07	—	pCi/L	U	U	GELC

Table D-1 (continued)

Location	Depth (ft)	Date	Fid Matrix	Fid Prep	Lab Sample Type	Fid QC	Suite	Method	Analyte	Symbol	Result	1-sigma TPU	MDA	MDL	Units	Lab Qual	Indep Qual	Lab
MCOI-6	686	06/15/05	WG	UF	CS	—	Rad	901.1	Cesium-137	—	0.542	0.666	2.39	—	pCi/L	U	U	GELC
MCOI-6	686	06/29/06	WG	F	CS	FB	Rad	901.1	Cobalt-60	—	0.39	0.978	3.67	—	pCi/L	U	U	GELC
MCOI-6	686	06/29/06	WG	F	CS	FD	Rad	901.1	Cobalt-60	—	0.637	1.07	4.06	—	pCi/L	U	U	GELC
MCOI-6	686	06/29/06	WG	F	CS	—	Rad	901.1	Cobalt-60	—	2.01	0.924	3.66	—	pCi/L	U	U	GELC
MCOI-6	686	09/01/05	WG	F	CS	FD	Rad	901.1	Cobalt-60	—	1.03	1.06	4.19	—	pCi/L	U	U	GELC
MCOI-6	686	09/01/05	WG	F	CS	—	Rad	901.1	Cobalt-60	—	2.8	1.58	4.04	—	pCi/L	U	U	GELC
MCOI-6	686	06/15/05	WG	F	CS	FD	Rad	901.1	Cobalt-60	—	0.0519	0.661	2.41	—	pCi/L	U	U	GELC
MCOI-6	686	06/15/05	WG	F	CS	—	Rad	901.1	Cobalt-60	—	0.669	0.665	2.51	—	pCi/L	U	U	GELC
MCOI-6	686	06/29/06	WG	UF	CS	FB	Rad	901.1	Cobalt-60	—	1.48	0.842	3.74	—	pCi/L	U	U	GELC
MCOI-6	686	06/29/06	WG	UF	CS	FD	Rad	901.1	Cobalt-60	—	0.327	1.15	3.79	—	pCi/L	U	U	GELC
MCOI-6	686	06/29/06	WG	UF	CS	—	Rad	901.1	Cobalt-60	—	3.51	0.957	3.99	—	pCi/L	U	U	GELC
MCOI-6	686	09/01/05	WG	UF	CS	FD	Rad	901.1	Cobalt-60	—	0.759	1.49	4.87	—	pCi/L	U	U	GELC
MCOI-6	686	09/01/05	WG	UF	CS	—	Rad	901.1	Cobalt-60	—	1.14	0.953	3.87	—	pCi/L	U	U	GELC
MCOI-6	686	06/15/05	WG	UF	CS	FD	Rad	901.1	Cobalt-60	—	1.4	0.928	3.16	—	pCi/L	U	U	GELC

Table D-1 (continued)

Location	Depth (ft)	Date	Fid Matrix	Fid Prep	Lab Sample Type	Fid QC	Suite	Method	Analyte	Symbol	Result	1-sigma TPU	MDA	MDL	Units	Lab Qual	Indep Qual	Lab
MCOI-6	686	06/15/05	WG	UF	CS	—	Rad	901.1	Cobalt-60	—	1.61	0.644	2.64	—	pCi/L	U	U	GELC
MCOI-6	686	06/29/06	WG	F	CS	FB	Rad	900	Gross alpha	—	0.00199	0.425	2.4	—	pCi/L	U	U	GELC
MCOI-6	686	06/29/06	WG	F	CS	FD	Rad	900	Gross alpha	—	-0.0659	0.689	2.87	—	pCi/L	U	U	GELC
MCOI-6	686	06/29/06	WG	F	CS	—	Rad	900	Gross alpha	—	0.431	0.506	2.34	—	pCi/L	U	U	GELC
MCOI-6	686	09/01/05	WG	F	CS	FD	Rad	900	Gross alpha	—	0.476	0.71	3.34	—	pCi/L	U	U	GELC
MCOI-6	686	09/01/05	WG	F	CS	—	Rad	900	Gross alpha	—	2.11	0.577	1.91	—	pCi/L	—	J	GELC
MCOI-6	686	06/15/05	WG	F	CS	FD	Rad	900	Gross alpha	—	0.978	0.548	2.22	—	pCi/L	U	U	GELC
MCOI-6	686	06/15/05	WG	F	CS	—	Rad	900	Gross alpha	—	0.456	0.398	1.62	—	pCi/L	U	U	GELC
MCOI-6	686	06/29/06	WG	UF	CS	FB	Rad	900	Gross alpha	—	-0.051	0.264	1.49	—	pCi/L	U	U	GELC
MCOI-6	686	06/29/06	WG	UF	CS	FD	Rad	900	Gross alpha	—	0.301	0.618	2.87	—	pCi/L	U	U	GELC
MCOI-6	686	06/29/06	WG	UF	CS	—	Rad	900	Gross alpha	—	0.948	0.376	1.22	—	pCi/L	U	U	GELC
MCOI-6	686	09/01/05	WG	UF	CS	FD	Rad	900	Gross alpha	—	-0.472	0.518	3.19	—	pCi/L	U	U	GELC
MCOI-6	686	09/01/05	WG	UF	CS	—	Rad	900	Gross alpha	—	0.53	0.58	2.42	—	pCi/L	U	U	GELC
MCOI-6	686	06/15/05	WG	UF	CS	FD	Rad	900	Gross alpha	—	2.2	0.532	1.28	—	pCi/L	—	J	GELC

Table D-1 (continued)

Location	Depth (ft)	Date	Fid Matrix	Fid Prep	Lab Sample Type	Fid QC	Suite	Method	Analyte	Symbol	Result	1-sigma TPU	MDA	MDL	Units	Lab Qual	Indep Qual	Lab
MCOI-6	686	06/15/05	WG	UF	CS	—	Rad	900	Gross alpha	—	1.12	0.474	1.66	—	pCi/L	U	U	GELC
MCOI-6	686	06/29/06	WG	F	CS	FB	Rad	900	Gross beta	—	2.93	0.773	3.01	—	pCi/L	U	U	GELC
MCOI-6	686	06/29/06	WG	F	CS	FD	Rad	900	Gross beta	—	3.37	0.794	2.85	—	pCi/L	—	J	GELC
MCOI-6	686	06/29/06	WG	F	CS	—	Rad	900	Gross beta	—	1.77	0.685	2.8	—	pCi/L	U	U	GELC
MCOI-6	686	09/01/05	WG	F	CS	FD	Rad	900	Gross beta	—	9.76	1.56	4.99	—	pCi/L	—	J	GELC
MCOI-6	686	09/01/05	WG	F	CS	—	Rad	900	Gross beta	—	14.7	1.77	4.94	—	pCi/L	—	J	GELC
MCOI-6	686	06/15/05	WG	F	CS	FD	Rad	900	Gross beta	—	3.24	0.749	2.85	—	pCi/L	—	J	GELC
MCOI-6	686	06/15/05	WG	F	CS	—	Rad	900	Gross beta	—	2.26	0.698	2.68	—	pCi/L	U	U	GELC
MCOI-6	686	06/29/06	WG	UF	CS	FB	Rad	900	Gross beta	—	0.139	0.654	2.57	—	pCi/L	U	U	GELC
MCOI-6	686	06/29/06	WG	UF	CS	FD	Rad	900	Gross beta	—	2.41	0.689	2.48	—	pCi/L	U	U	GELC
MCOI-6	686	06/29/06	WG	UF	CS	—	Rad	900	Gross beta	—	4.17	0.83	2.94	—	pCi/L	—	J	GELC
MCOI-6	686	09/01/05	WG	UF	CS	FD	Rad	900	Gross beta	—	10.3	1.55	4.84	—	pCi/L	—	J	GELC
MCOI-6	686	09/01/05	WG	UF	CS	—	Rad	900	Gross beta	—	10.2	1.52	4.61	—	pCi/L	—	J	GELC
MCOI-6	686	06/15/05	WG	UF	CS	FD	Rad	900	Gross beta	—	4.23	0.84	3.15	—	pCi/L	—	J	GELC

Table D-1 (continued)

Location	Depth (ft)	Date	Fid Matrix	Fid Prep	Lab Sample Type	Fid QC	Suite	Method	Analyte	Symbol	Result	1-sigma TPU	MDA	MDL	Units	Lab Qual	Indep Qual	Lab
MCOI-6	686	06/15/05	WG	UF	CS	—	Rad	900	Gross beta	—	3.27	0.85	3.31	—	pCi/L	U	U	GELC
MCOI-6	686	06/29/06	WG	F	CS	FB	Rad	901.1	Gross gamma	—	122	102	429	—	pCi/L	U	U	GELC
MCOI-6	686	06/29/06	WG	F	CS	FD	Rad	901.1	Gross gamma	—	100	89	367	—	pCi/L	U	U	GELC
MCOI-6	686	06/29/06	WG	F	CS	—	Rad	901.1	Gross gamma	—	88.7	152	337	—	pCi/L	U	U	GELC
MCOI-6	686	09/01/05	WG	F	CS	FD	Rad	901.1	Gross gamma	—	116	86.2	339	—	pCi/L	U	U	GELC
MCOI-6	686	09/01/05	WG	F	CS	—	Rad	901.1	Gross gamma	—	68.9	81.9	234	—	pCi/L	U	U	GELC
MCOI-6	686	06/15/05	WG	F	CS	FD	Rad	901.1	Gross gamma	—	72.7	55	217	—	pCi/L	U	U	GELC
MCOI-6	686	06/15/05	WG	F	CS	—	Rad	901.1	Gross gamma	—	107	85.3	278	—	pCi/L	U	U	GELC
MCOI-6	686	06/29/06	WG	UF	CS	FB	Rad	901.1	Gross gamma	—	49.6	40.5	170	—	pCi/L	U	U	GELC
MCOI-6	686	06/29/06	WG	UF	CS	FD	Rad	901.1	Gross gamma	—	210	209	628	—	pCi/L	U	U	GELC
MCOI-6	686	06/29/06	WG	UF	CS	—	Rad	901.1	Gross gamma	—	80.4	80.9	329	—	pCi/L	U	U	GELC
MCOI-6	686	09/01/05	WG	UF	CS	FD	Rad	901.1	Gross gamma	—	127	85.8	453	—	pCi/L	U	U	GELC
MCOI-6	686	09/01/05	WG	UF	CS	—	Rad	901.1	Gross gamma	—	89.6	84.5	332	—	pCi/L	U	U	GELC
MCOI-6	686	06/15/05	WG	UF	CS	FD	Rad	901.1	Gross gamma	—	87.3	89.8	341	—	pCi/L	U	U	GELC

Table D-1 (continued)

Location	Depth (ft)	Date	Fid Matrix	Fid Prep	Lab Sample Type	Fid QC	Suite	Method	Analyte	Symbol	Result	1-sigma TPU	MDA	MDL	Units	Lab Qual	Indep Qual	Lab
MCOI-6	686	06/15/05	WG	UF	CS	—	Rad	901.1	Gross gamma	—	114	69.7	345	—	pCi/L	U	U	GELC
MCOI-6	686	06/29/06	WG	F	CS	FB	Rad	901.1	Neptunium-237	—	5.42	7.03	25.6	—	pCi/L	U	U	GELC
MCOI-6	686	06/29/06	WG	F	CS	FD	Rad	901.1	Neptunium-237	—	-4.2	7.91	27.3	—	pCi/L	U	U	GELC
MCOI-6	686	06/29/06	WG	F	CS	—	Rad	901.1	Neptunium-237	—	5.31	9.73	23	—	pCi/L	U	U	GELC
MCOI-6	686	09/01/05	WG	F	CS	FD	Rad	901.1	Neptunium-237	—	-4.59	9.7	28.2	—	pCi/L	U	U	GELC
MCOI-6	686	09/01/05	WG	F	CS	—	Rad	901.1	Neptunium-237	—	-9.52	6.42	22.1	—	pCi/L	U	U	GELC
MCOI-6	686	06/15/05	WG	F	CS	FD	Rad	901.1	Neptunium-237	—	1.08	5.77	20.2	—	pCi/L	U	U	GELC
MCOI-6	686	06/15/05	WG	F	CS	—	Rad	901.1	Neptunium-237	—	15.6	10.4	17.6	—	pCi/L	U	U	GELC
MCOI-6	686	06/29/06	WG	UF	CS	FB	Rad	901.1	Neptunium-237	—	-3.87	7.11	24.7	—	pCi/L	U	U	GELC
MCOI-6	686	06/29/06	WG	UF	CS	FD	Rad	901.1	Neptunium-237	—	5.51	7.27	25.3	—	pCi/L	U	U	GELC
MCOI-6	686	06/29/06	WG	UF	CS	—	Rad	901.1	Neptunium-237	—	5.18	7.54	26.5	—	pCi/L	U	U	GELC
MCOI-6	686	09/01/05	WG	UF	CS	FD	Rad	901.1	Neptunium-237	—	-0.579	8.96	30.6	—	pCi/L	U	U	GELC
MCOI-6	686	09/01/05	WG	UF	CS	—	Rad	901.1	Neptunium-237	—	-8.46	7.89	26.7	—	pCi/L	U	U	GELC
MCOI-6	686	06/15/05	WG	UF	CS	FD	Rad	901.1	Neptunium-237	—	2.05	7.5	22.3	—	pCi/L	U	U	GELC

Table D-1 (continued)

Location	Depth (ft)	Date	Fid Matrix	Fid Prep	Lab Sample Type	Fid QC	Suite	Method	Analyte	Symbol	Result	1-sigma TPU	MDA	MDL	Units	Lab Qual	Indep Qual	Lab
MCOI-6	686	06/15/05	WG	UF	CS	—	Rad	901.1	Neptunium-237	—	-4.57	5.59	18.9	—	pCi/L	U	U	GELC
MCOI-6	686	06/29/06	WG	F	CS	FB	Rad	H300	Plutonium-238	—	-0.00617	0.00357	0.0247	—	pCi/L	U	U	GELC
MCOI-6	686	06/29/06	WG	F	CS	FD	Rad	H300	Plutonium-238	—	0.00214	0.00371	0.0257	—	pCi/L	U	U	GELC
MCOI-6	686	06/29/06	WG	F	CS	—	Rad	H300	Plutonium-238	—	-0.00546	0.00386	0.0327	—	pCi/L	U	U	GELC
MCOI-6	686	09/01/05	WG	F	CS	FD	Rad	H300	Plutonium-238	—	0.0256	0.0115	0.0532	—	pCi/L	U	U	GELC
MCOI-6	686	09/01/05	WG	F	CS	—	Rad	H300	Plutonium-238	—	-0.0121	0.00704	0.042	—	pCi/L	U	U	GELC
MCOI-6	686	06/15/05	WG	F	CS	FD	Rad	H300	Plutonium-238	—	-0.00547	0.0067	0.057	—	pCi/L	U	U	GELC
MCOI-6	686	06/15/05	WG	F	CS	—	Rad	H300	Plutonium-238	—	-0.00419	0.00726	0.043	—	pCi/L	U	U	GELC
MCOI-6	686	06/29/06	WG	UF	CS	FB	Rad	H300	Plutonium-238	—	-0.00405	0.00496	0.0243	—	pCi/L	U	U	GELC
MCOI-6	686	06/29/06	WG	UF	CS	FD	Rad	H300	Plutonium-238	—	0.0139	0.00735	0.0278	—	pCi/L	U	U	GELC
MCOI-6	686	06/29/06	WG	UF	CS	—	Rad	H300	Plutonium-238	—	-0.00954	0.00955	0.0382	—	pCi/L	U	U	GELC
MCOI-6	686	09/01/05	WG	UF	CS	FD	Rad	H300	Plutonium-238	—	-0.00459	0.00794	0.0476	—	pCi/L	U	U	GELC
MCOI-6	686	09/01/05	WG	UF	CS	—	Rad	H300	Plutonium-238	—	0.00203	0.00453	0.042	—	pCi/L	U	U	GELC
MCOI-6	686	06/15/05	WG	UF	CS	FD	Rad	H300	Plutonium-238	—	0.00355	0.00355	0.037	—	pCi/L	U	U	GELC

Table D-1 (continued)

Location	Depth (ft)	Date	Fid Matrix	Fid Prep	Lab Sample Type	Fid QC	Suite	Method	Analyte	Symbol	Result	1-sigma TPU	MDA	MDL	Units	Lab Qual	Indep Qual	Lab
MCOI-6	686	06/15/05	WG	UF	CS	—	Rad	H300	Plutonium-238	—	-0.00203	0.00455	0.042	—	pCi/L	U	U	GELC
MCOI-6	686	06/29/06	WG	F	CS	FB	Rad	H300	Plutonium-239/240	—	0	0.00581	0.0271	—	pCi/L	U	U	GELC
MCOI-6	686	06/29/06	WG	F	CS	FD	Rad	H300	Plutonium-239/240	—	0.00214	0.00643	0.0282	—	pCi/L	U	U	GELC
MCOI-6	686	06/29/06	WG	F	CS	—	Rad	H300	Plutonium-239/240	—	0.00546	0.00546	0.0359	—	pCi/L	U	U	GELC
MCOI-6	686	09/01/05	WG	F	CS	FD	Rad	H300	Plutonium-239/240	—	-0.00256	0.00769	0.0449	—	pCi/L	U	U	GELC
MCOI-6	686	09/01/05	WG	F	CS	—	Rad	H300	Plutonium-239/240	—	-0.0162	0.00761	0.0355	—	pCi/L	U	U	GELC
MCOI-6	686	06/15/05	WG	F	CS	FD	Rad	H300	Plutonium-239/240	—	0.0082	0.00724	0.048	—	pCi/L	U	U	GELC
MCOI-6	686	06/15/05	WG	F	CS	—	Rad	H300	Plutonium-239/240	—	0.00838	0.00514	0.037	—	pCi/L	U	U	GELC
MCOI-6	686	06/29/06	WG	UF	CS	FB	Rad	H300	Plutonium-239/240	—	0.00405	0.00405	0.0267	—	pCi/L	U	U	GELC
MCOI-6	686	06/29/06	WG	UF	CS	FD	Rad	H300	Plutonium-239/240	—	0.0185	0.0109	0.0305	—	pCi/L	U	U	GELC
MCOI-6	686	06/29/06	WG	UF	CS	—	Rad	H300	Plutonium-239/240	—	0.0254	0.00905	0.0419	—	pCi/L	U	U	GELC
MCOI-6	686	09/01/05	WG	UF	CS	FD	Rad	H300	Plutonium-239/240	—	-0.00916	0.00649	0.0402	—	pCi/L	U	U	GELC
MCOI-6	686	09/01/05	WG	UF	CS	—	Rad	H300	Plutonium-239/240	—	-0.00405	0.00351	0.0355	—	pCi/L	U	U	GELC
MCOI-6	686	06/15/05	WG	UF	CS	FD	Rad	H300	Plutonium-239/240	—	0.0106	0.00562	0.031	—	pCi/L	U	U	GELC

Table D-1 (continued)

Location	Depth (ft)	Date	Fid Matrix	Fid Prep	Lab Sample Type	Fid QC	Suite	Method	Analyte	Symbol	Result	1-sigma TPU	MDA	MDL	Units	Lab Qual	Indep Qual	Lab
MCOI-6	686	06/15/05	WG	UF	CS	—	Rad	H300	Plutonium-239/240	—	0.0061	0.00455	0.036	—	pCi/L	U	U	GELC
MCOI-6	686	06/29/06	WG	F	CS	FB	Rad	901.1	Potassium-40	—	10.3	16	33.5	—	pCi/L	U	U	GELC
MCOI-6	686	06/29/06	WG	F	CS	FD	Rad	901.1	Potassium-40	—	12.8	16.8	34.2	—	pCi/L	U	U	GELC
MCOI-6	686	06/29/06	WG	F	CS	—	Rad	901.1	Potassium-40	—	12.9	11	43.3	—	pCi/L	U	U	GELC
MCOI-6	686	09/01/05	WG	F	CS	FD	Rad	901.1	Potassium-40	—	34.4	11.6	49.1	—	pCi/L	U	U	GELC
MCOI-6	686	09/01/05	WG	F	CS	—	Rad	901.1	Potassium-40	—	19.4	23.1	26.5	—	pCi/L	U	U	GELC
MCOI-6	686	06/15/05	WG	F	CS	FD	Rad	901.1	Potassium-40	—	45.9	8.52	36.1	—	pCi/L	UI	R	GELC
MCOI-6	686	06/15/05	WG	F	CS	—	Rad	901.1	Potassium-40	—	13.8	13.4	20.6	—	pCi/L	U	U	GELC
MCOI-6	686	06/29/06	WG	UF	CS	FB	Rad	901.1	Potassium-40	—	27.3	13.8	51.8	—	pCi/L	U	U	GELC
MCOI-6	686	06/29/06	WG	UF	CS	FD	Rad	901.1	Potassium-40	—	6.86	11.2	42.3	—	pCi/L	U	U	GELC
MCOI-6	686	06/29/06	WG	UF	CS	—	Rad	901.1	Potassium-40	—	41.9	10.6	47.6	—	pCi/L	U	U	GELC
MCOI-6	686	09/01/05	WG	UF	CS	FD	Rad	901.1	Potassium-40	—	13.2	10.7	43.4	—	pCi/L	U	U	GELC
MCOI-6	686	09/01/05	WG	UF	CS	—	Rad	901.1	Potassium-40	—	17.1	12.3	29.3	—	pCi/L	U	U	GELC
MCOI-6	686	06/15/05	WG	UF	CS	FD	Rad	901.1	Potassium-40	—	25.2	16.3	31.6	—	pCi/L	U	U	GELC

Table D-1 (continued)

Location	Depth (ft)	Date	Fid Matrix	Fid Prep	Lab Sample Type	Fid QC	Suite	Method	Analyte	Symbol	Result	1-sigma TPU	MDA	MDL	Units	Lab Qual	Indep Qual	Lab
MCOI-6	686	06/15/05	WG	UF	CS	—	Rad	901.1	Potassium-40	—	24	8.3	32.8	—	pCi/L	U	U	GELC
MCOI-6	686	06/29/06	WG	F	CS	FB	Rad	901.1	Sodium-22	—	-1.03	0.804	2.68	—	pCi/L	U	U	GELC
MCOI-6	686	06/29/06	WG	F	CS	FD	Rad	901.1	Sodium-22	—	1.42	0.841	3.57	—	pCi/L	U	U	GELC
MCOI-6	686	06/29/06	WG	F	CS	—	Rad	901.1	Sodium-22	—	0.0107	0.83	3.17	—	pCi/L	U	U	GELC
MCOI-6	686	09/01/05	WG	F	CS	FD	Rad	901.1	Sodium-22	—	0.961	0.936	3.77	—	pCi/L	U	U	GELC
MCOI-6	686	09/01/05	WG	F	CS	—	Rad	901.1	Sodium-22	—	-1.94	0.794	2.27	—	pCi/L	U	U	GELC
MCOI-6	686	06/15/05	WG	F	CS	FD	Rad	901.1	Sodium-22	—	-0.128	0.584	2.12	—	pCi/L	U	U	GELC
MCOI-6	686	06/15/05	WG	F	CS	—	Rad	901.1	Sodium-22	—	-0.785	0.695	2.34	—	pCi/L	U	U	GELC
MCOI-6	686	06/29/06	WG	UF	CS	FB	Rad	901.1	Sodium-22	—	-0.368	1.21	2.58	—	pCi/L	U	U	GELC
MCOI-6	686	06/29/06	WG	UF	CS	FD	Rad	901.1	Sodium-22	—	-0.454	1.09	3.89	—	pCi/L	U	U	GELC
MCOI-6	686	06/29/06	WG	UF	CS	—	Rad	901.1	Sodium-22	—	-2.2	0.947	2.78	—	pCi/L	U	U	GELC
MCOI-6	686	09/01/05	WG	UF	CS	FD	Rad	901.1	Sodium-22	—	-1.18	1.31	3.73	—	pCi/L	U	U	GELC
MCOI-6	686	09/01/05	WG	UF	CS	—	Rad	901.1	Sodium-22	—	0.22	0.898	3.45	—	pCi/L	U	U	GELC
MCOI-6	686	06/15/05	WG	UF	CS	FD	Rad	901.1	Sodium-22	—	0.163	0.922	3.28	—	pCi/L	U	U	GELC

Table D-1 (continued)

Location	Depth (ft)	Date	Fid Matrix	Fid Prep	Lab Sample Type	Fid QC	Suite	Method	Analyte	Symbol	Result	1-sigma TPU	MDA	MDL	Units	Lab Qual	Indep Qual	Lab
MCOI-6	686	06/15/05	WG	UF	CS	—	Rad	901.1	Sodium-22	—	-0.355	0.661	2.32	—	pCi/L	U	U	GELC
MCOI-6	686	06/29/06	WG	F	CS	FB	Rad	905.0	Strontium-90	—	-0.269	0.0728	0.289	—	pCi/L	U	J-, U	GELC
MCOI-6	686	06/29/06	WG	F	CS	FD	Rad	905.0	Strontium-90	—	-0.0321	0.0824	0.429	—	pCi/L	U	J-, U	GELC
MCOI-6	686	06/29/06	WG	F	CS	—	Rad	905.0	Strontium-90	—	-0.292	0.076	0.502	—	pCi/L	U	J-, U	GELC
MCOI-6	686	09/01/05	WG	F	CS	FD	Rad	905.0	Strontium-90	—	0.22	0.0722	0.268	—	pCi/L	U	U	GELC
MCOI-6	686	09/01/05	WG	F	CS	—	Rad	905.0	Strontium-90	—	0.0505	0.0681	0.294	—	pCi/L	U	U	GELC
MCOI-6	686	06/15/05	WG	F	CS	FD	Rad	905.0	Strontium-90	—	0.0315	0.0522	0.191	—	pCi/L	U	U	GELC
MCOI-6	686	06/15/05	WG	F	CS	—	Rad	905.0	Strontium-90	—	0.0325	0.0567	0.207	—	pCi/L	U	U	GELC
MCOI-6	686	06/29/06	WG	UF	CS	FB	Rad	905.0	Strontium-90	—	0.0554	0.117	0.526	—	pCi/L	U	J-, U	GELC
MCOI-6	686	06/29/06	WG	UF	CS	FD	Rad	905.0	Strontium-90	—	-0.21	0.0831	0.493	—	pCi/L	U	J-, U	GELC
MCOI-6	686	06/29/06	WG	UF	CS	—	Rad	905.0	Strontium-90	—	-0.0659	0.0778	0.417	—	pCi/L	U	J-, U	GELC
MCOI-6	686	09/01/05	WG	UF	CS	FD	Rad	905.0	Strontium-90	—	-0.0726	0.0584	0.288	—	pCi/L	U	U	GELC
MCOI-6	686	09/01/05	WG	UF	CS	—	Rad	905.0	Strontium-90	—	0.11	0.0642	0.259	—	pCi/L	U	U	GELC
MCOI-6	686	06/15/05	WG	UF	CS	FD	Rad	905.0	Strontium-90	—	-0.05	0.0373	0.144	—	pCi/L	U	U	GELC

Table D-1 (continued)

Location	Depth (ft)	Date	Fid Matrix	Fid Prep	Lab Sample Type	Fid QC	Suite	Method	Analyte	Symbol	Result	1-sigma TPU	MDA	MDL	Units	Lab Qual	Indep Qual	Lab
MCOI-6	686	06/15/05	WG	UF	CS	—	Rad	905.0	Strontium-90	—	-0.0961	0.0625	0.24	—	pCi/L	U	U	GELC
MCOI-6	686	06/29/06	WG	UF	CS	FB	Rad	906.0	Tritium	—	-52.1	53.8	187	—	pCi/L	U	J, U	GELC
MCOI-6	686	06/29/06	WG	UF	CS	FD	Rad	906.0	Tritium	—	11700	199	183	—	pCi/L	—	J	GELC
MCOI-6	686	06/29/06	WG	UF	CS	—	Rad	906.0	Tritium	—	12100	204	186	—	pCi/L	—	J	GELC
MCOI-6	686	01/31/06	WG	UF	CS	FB	Rad	906.0	Tritium	—	-120	68.3	243	—	pCi/L	U	U	GELC
MCOI-6	686	01/31/06	WG	UF	CS	—	Rad	906.0	Tritium	—	12400	243	246	—	pCi/L	—	—	GELC
MCOI-6	686	09/01/05	WG	UF	CS	FD	Rad	906.0	Tritium	—	12800	244	213	—	pCi/L	—	—	GELC
MCOI-6	686	09/01/05	WG	UF	CS	—	Rad	906.0	Tritium	—	13100	247	214	—	pCi/L	—	—	GELC
MCOI-6	686	06/15/05	WG	UF	CS	FD	Rad	906.0	Tritium	—	12200	216	179	—	pCi/L	—	—	GELC
MCOI-6	686	06/15/05	WG	UF	CS	—	Rad	906.0	Tritium	—	13100	226	180	—	pCi/L	—	—	GELC
MCOI-6	686	06/29/06	WG	F	CS	FB	Rad	H300	Uranium-234	—	0.0164	0.0101	0.0652	—	pCi/L	U	U	GELC
MCOI-6	686	06/29/06	WG	F	CS	FD	Rad	H300	Uranium-234	—	0.298	0.0334	0.0778	—	pCi/L	—	—	GELC
MCOI-6	686	06/29/06	WG	F	CS	—	Rad	H300	Uranium-234	—	0.297	0.0343	0.0854	—	pCi/L	—	—	GELC
MCOI-6	686	09/01/05	WG	F	CS	FD	Rad	H300	Uranium-234	—	0.441	0.041	0.0759	—	pCi/L	—	—	GELC

Table D-1 (continued)

Location	Depth (ft)	Date	Fid Matrix	Fid Prep	Lab Sample Type	Fid QC	Suite	Method	Analyte	Symbol	Result	1-sigma TPU	MDA	MDL	Units	Lab Qual	Indep Qual	Lab
MCOI-6	686	09/01/05	WG	F	CS	—	Rad	H300	Uranium-234	—	0.406	0.0366	0.0712	—	pCi/L	—	—	GELC
MCOI-6	686	06/15/05	WG	F	CS	FD	Rad	H300	Uranium-234	—	0.375	0.0323	0.065	—	pCi/L	—	—	GELC
MCOI-6	686	06/15/05	WG	F	CS	—	Rad	H300	Uranium-234	—	0.352	0.0339	0.078	—	pCi/L	—	—	GELC
MCOI-6	686	06/29/06	WG	UF	CS	FB	Rad	H300	Uranium-234	—	0.0321	0.00998	0.0682	—	pCi/L	U	U	GELC
MCOI-6	686	06/29/06	WG	UF	CS	FD	Rad	H300	Uranium-234	—	0.274	0.0336	0.0848	—	pCi/L	—	—	GELC
MCOI-6	686	06/29/06	WG	UF	CS	—	Rad	H300	Uranium-234	—	0.351	0.0428	0.113	—	pCi/L	—	—	GELC
MCOI-6	686	09/01/05	WG	UF	CS	FD	Rad	H300	Uranium-234	—	0.415	0.036	0.0608	—	pCi/L	—	—	GELC
MCOI-6	686	09/01/05	WG	UF	CS	—	Rad	H300	Uranium-234	—	0.374	0.0341	0.0626	—	pCi/L	—	—	GELC
MCOI-6	686	06/15/05	WG	UF	CS	FD	Rad	H300	Uranium-234	—	0.38	0.0349	0.071	—	pCi/L	—	—	GELC
MCOI-6	686	06/15/05	WG	UF	CS	—	Rad	H300	Uranium-234	—	0.414	0.0381	0.079	—	pCi/L	—	—	GELC
MCOI-6	686	06/29/06	WG	F	CS	FB	Rad	H300	Uranium-235/236	—	0.0126	0.00673	0.0316	—	pCi/L	U	U	GELC
MCOI-6	686	06/29/06	WG	F	CS	FD	Rad	H300	Uranium-235/236	—	-1.44E-09	0.00739	0.0377	—	pCi/L	U	U	GELC
MCOI-6	686	06/29/06	WG	F	CS	—	Rad	H300	Uranium-235/236	—	0.00662	0.00663	0.0414	—	pCi/L	U	U	GELC
MCOI-6	686	09/01/05	WG	F	CS	FD	Rad	H300	Uranium-235/236	—	0.0646	0.0151	0.0572	—	pCi/L	—	J	GELC

Table D-1 (continued)

Location	Depth (ft)	Date	Fid Matrix	Fid Prep	Lab Sample Type	Fid QC	Suite	Method	Analyte	Symbol	Result	1-sigma TPU	MDA	MDL	Units	Lab Qual	Indep Qual	Lab
MCOI-6	686	09/01/05	WG	F	CS	—	Rad	H300	Uranium-235/236	—	0.0693	0.0151	0.0536	—	pCi/L	—	J	GELC
MCOI-6	686	06/15/05	WG	F	CS	FD	Rad	H300	Uranium-235/236	—	0.0236	0.00718	0.04	—	pCi/L	U	U	GELC
MCOI-6	686	06/15/05	WG	F	CS	—	Rad	H300	Uranium-235/236	—	0.0412	0.0116	0.048	—	pCi/L	U	U	GELC
MCOI-6	686	06/29/06	WG	UF	CS	FB	Rad	H300	Uranium-235/236	—	-0.00264	0.00458	0.0331	—	pCi/L	U	U	GELC
MCOI-6	686	06/29/06	WG	UF	CS	FD	Rad	H300	Uranium-235/236	—	0.00658	0.00931	0.0411	—	pCi/L	U	U	GELC
MCOI-6	686	06/29/06	WG	UF	CS	—	Rad	H300	Uranium-235/236	—	-1.04E-09	0.00876	0.0548	—	pCi/L	U	U	GELC
MCOI-6	686	09/01/05	WG	UF	CS	FD	Rad	H300	Uranium-235/236	—	0.0345	0.01	0.0458	—	pCi/L	U	U	GELC
MCOI-6	686	09/01/05	WG	UF	CS	—	Rad	H300	Uranium-235/236	—	0.033	0.00997	0.0472	—	pCi/L	U	U	GELC
MCOI-6	686	06/15/05	WG	UF	CS	FD	Rad	H300	Uranium-235/236	—	0.0279	0.00993	0.043	—	pCi/L	U	U	GELC
MCOI-6	686	06/15/05	WG	UF	CS	—	Rad	H300	Uranium-235/236	—	0.0261	0.00911	0.049	—	pCi/L	U	U	GELC
MCOI-6	686	06/29/06	WG	F	CS	FB	Rad	H300	Uranium-238	—	0.00205	0.00738	0.0366	—	pCi/L	U	U	GELC
MCOI-6	686	06/29/06	WG	F	CS	FD	Rad	H300	Uranium-238	—	0.149	0.021	0.0436	—	pCi/L	—	—	GELC
MCOI-6	686	06/29/06	WG	F	CS	—	Rad	H300	Uranium-238	—	0.171	0.0237	0.0479	—	pCi/L	—	—	GELC
MCOI-6	686	09/01/05	WG	F	CS	FD	Rad	H300	Uranium-238	—	0.179	0.0234	0.0538	—	pCi/L	—	—	GELC

Table D-1 (continued)

Location	Depth (ft)	Date	Fid Matrix	Fid Prep	Lab Sample Type	Fid QC	Suite	Method	Analyte	Symbol	Result	1-sigma TPU	MDA	MDL	Units	Lab Qual	Indep Qual	Lab
MCOI-6	686	09/01/05	WG	F	CS	—	Rad	H300	Uranium-238	—	0.191	0.0235	0.0504	—	pCi/L	—	—	GELC
MCOI-6	686	06/15/05	WG	F	CS	FD	Rad	H300	Uranium-238	—	0.186	0.0214	0.046	—	pCi/L	—	—	GELC
MCOI-6	686	06/15/05	WG	F	CS	—	Rad	H300	Uranium-238	—	0.157	0.0216	0.055	—	pCi/L	—	J	GELC
MCOI-6	686	06/29/06	WG	UF	CS	FB	Rad	H300	Uranium-238	—	0.00642	0.00567	0.0382	—	pCi/L	U	U	GELC
MCOI-6	686	06/29/06	WG	UF	CS	FD	Rad	H300	Uranium-238	—	0.141	0.0217	0.0475	—	pCi/L	—	J	GELC
MCOI-6	686	06/29/06	WG	UF	CS	—	Rad	H300	Uranium-238	—	0.078	0.0218	0.0634	—	pCi/L	—	J	GELC
MCOI-6	686	09/01/05	WG	UF	CS	FD	Rad	H300	Uranium-238	—	0.146	0.0211	0.0431	—	pCi/L	—	—	GELC
MCOI-6	686	09/01/05	WG	UF	CS	—	Rad	H300	Uranium-238	—	0.123	0.017	0.0444	—	pCi/L	—	J	GELC
MCOI-6	686	06/15/05	WG	UF	CS	FD	Rad	H300	Uranium-238	—	0.158	0.0209	0.05	—	pCi/L	—	—	GELC
MCOI-6	686	06/15/05	WG	UF	CS	—	Rad	H300	Uranium-238	—	0.219	0.0262	0.056	—	pCi/L	—	—	GELC
MCOI-6	686	06/29/06	WG	UF	CS	FD	SV	8270	Bis(2-ethylhexyl)phthalate	—	10.4	—	—	2.06	µg/L	—	—	GELC
MCOI-6	686	06/29/06	WG	UF	CS	—	SV	8270	Bis(2-ethylhexyl)phthalate	—	12	—	—	2.15	µg/L	—	—	GELC
MCOI-6	686	01/31/06	WG	UF	CS	FB	SV	8270	Bis(2-ethylhexyl)phthalate	<	10.6	—	—	2.13	µg/L	U	—	GELC

Table D-1 (continued)

Location	Depth (ft)	Date	Fid Matrix	Fid Prep	Lab Sample Type	Fid QC	Suite	Method	Analyte	Symbol	Result	1-sigma TPU	MDA	MDL	Units	Lab Qual	Indep Qual	Lab
MCOI-6	686	01/31/06	WG	UF	CS	—	SV	8270	Bis(2-ethylhexyl)phthalate	<	10.9	—	—	2.17	µg/L	U	—	GELC
MCOI-6	686	09/01/05	WG	UF	CS	FD	SV	8270	Bis(2-ethylhexyl)phthalate	—	2.3	—	—	—	µg/L	J	—	GELC
MCOI-6	686	09/01/05	WG	UF	CS	—	SV	8270	Bis(2-ethylhexyl)phthalate	—	2.5	—	—	—	µg/L	J	—	GELC
MCOI-6	686	06/15/05	WG	UF	CS	FD	SV	8270	Bis(2-ethylhexyl)phthalate	—	3.5	—	—	—	µg/L	J	—	GELC
MCOI-6	686	06/15/05	WG	UF	CS	—	SV	8270	Bis(2-ethylhexyl)phthalate	—	4.6	—	—	—	µg/L	J	—	GELC
MCOI-6	686	06/29/06	WG	UF	CS	FD	SV	8270	Dioxane[1,4-]	—	20.8	—	—	1.03	µg/L	—	—	GELC
MCOI-6	686	06/29/06	WG	UF	CS	—	SV	8270	Dioxane[1,4-]	—	20.7	—	—	1.08	µg/L	—	—	GELC
MCOI-6	686	06/29/06	WG	UF	CS	FD	Voa	8260	Carbon Disulfide	<	5	—	—	1.25	µg/L	U	UJ	GELC
MCOI-6	686	06/29/06	WG	UF	CS	FTB	Voa	8260	Carbon Disulfide	—	1.78	—	—	1.25	µg/L	J	J, J+	GELC
MCOI-6	686	06/29/06	WG	UF	CS	—	Voa	8260	Carbon Disulfide	<	5	—	—	1.25	µg/L	U	UJ	GELC
MCOI-6	686	01/31/06	WG	UF	CS	FB	Voa	8260	Carbon Disulfide	<	5	—	—	1.25	µg/L	U	—	GELC
MCOI-6	686	01/31/06	WG	UF	CS	FTB	Voa	8260	Carbon Disulfide	<	5	—	—	1.25	µg/L	U	—	GELC

Table D-1 (continued)

Location	Depth (ft)	Date	Fid Matrix	Fid Prep	Lab Sample Type	Fid QC	Suite	Method	Analyte	Symbol	Result	1-sigma TPU	MDA	MDL	Units	Lab Qual	Indep Qual	Lab
MCOI-6	686	01/31/06	WG	UF	CS	—	Voa	8260	Carbon Disulfide	<	5	—	—	1.25	µg/L	U	—	GELC
MCOI-6	686	09/01/05	WG	UF	CS	FD	Voa	8260	Carbon Disulfide	<	5	—	—	—	µg/L	U	—	GELC
MCOI-6	686	09/01/05	WG	UF	CS	FTB	Voa	8260	Carbon Disulfide	<	5	—	—	—	µg/L	U	—	GELC
MCOI-6	686	09/01/05	WG	UF	CS	—	Voa	8260	Carbon Disulfide	<	5	—	—	—	µg/L	U	—	GELC
MCOI-6	686	06/15/05	WG	UF	CS	FD	Voa	8260	Carbon Disulfide	<	5	—	—	—	µg/L	U	—	GELC
MCOI-6	686	06/15/05	WG	UF	CS	FTB	Voa	8260	Carbon Disulfide	<	5	—	—	—	µg/L	U	—	GELC
MCOI-6	686	06/15/05	WG	UF	CS	—	Voa	8260	Carbon Disulfide	<	5	—	—	—	µg/L	U	—	GELC
MCOI-6	686	06/15/05	WG	UF	RE	FD	Voa	8260	Carbon Disulfide	—	4.2	—	—	—	µg/L	J	J	GELC
MCOI-6	686	06/15/05	WG	UF	RE	—	Voa	8260	Carbon Disulfide	<	5	—	—	—	µg/L	U	R, UJ	GELC
MCOI-6	686	06/29/06	WG	UF	CS	FD	Voa	8260	Dioxane[1,4-]	—	54.8	—	—	20	µg/L	—	J	GELC
MCOI-6	686	06/29/06	WG	UF	CS	FTB	Voa	8260	Dioxane[1,4-]	<	50	—	—	20	µg/L	U	R, UJ	GELC
MCOI-6	686	06/29/06	WG	UF	CS	—	Voa	8260	Dioxane[1,4-]	—	53.6	—	—	20	µg/L	—	J	GELC
MCOI-6	686	01/31/06	WG	UF	CS	FB	Voa	8260	Dioxane[1,4-]	<	50	—	—	20	µg/L	U	R, UJ	GELC
MCOI-6	686	01/31/06	WG	UF	CS	FTB	Voa	8260	Dioxane[1,4-]	<	50	—	—	20	µg/L	U	R, UJ	GELC

Table D-1 (continued)

Location	Depth (ft)	Date	Fid Matrix	Fid Prep	Lab Sample Type	Fid QC	Suite	Method	Analyte	Symbol	Result	1-sigma TPU	MDA	MDL	Units	Lab Qual	Indep Qual	Lab
MCOI-6	686	01/31/06	WG	UF	CS	—	Voa	8260	Dioxane[1,4-]	<	50	—	—	20	µg/L	U	R, UJ	GELC
MCOI-6	686	09/01/05	WG	UF	CS	FD	Voa	8260	Dioxane[1,4-]	<	50	—	—	—	µg/L	U	R	GELC
MCOI-6	686	09/01/05	WG	UF	CS	FTB	Voa	8260	Dioxane[1,4-]	<	50	—	—	—	µg/L	U	R	GELC
MCOI-6	686	09/01/05	WG	UF	CS	—	Voa	8260	Dioxane[1,4-]	<	50	—	—	—	µg/L	U	R	GELC
MCOI-6	686	06/15/05	WG	UF	CS	FD	Voa	8260	Dioxane[1,4-]	—	56.4	—	—	—	µg/L	—	J	GELC
MCOI-6	686	06/15/05	WG	UF	CS	FTB	Voa	8260	Dioxane[1,4-]	<	50	—	—	—	µg/L	U	R	GELC
MCOI-6	686	06/15/05	WG	UF	CS	—	Voa	8260	Dioxane[1,4-]	—	52.2	—	—	—	µg/L	—	J	GELC
MCOI-6	686	06/15/05	WG	UF	RE	FD	Voa	8260	Dioxane[1,4-]	—	24.6	—	—	—	µg/L	J	J	GELC
MCOI-6	686	06/15/05	WG	UF	RE	—	Voa	8260	Dioxane[1,4-]	—	21.6	—	—	—	µg/L	J	J	GELC
MCOI-8	665	06/30/06	WG	UF	CS	—	Inorg	310.1	Alkalinity- CO3+HCO3	—	91.7	—	—	0.725	mg/L	—	—	GELC
MCOI-8	665	06/30/06	WG	F	CS	—	Inorg	6010	Calcium	—	14.3	—	—	0.036	mg/L	—	—	GELC
MCOI-8	665	01/30/06	WG	F	CS	—	Inorg	6010	Calcium	—	18.7	—	—	0.036	mg/L	N	J-	GELC
MCOI-8	665	06/30/06	WG	UF	CS	—	Inorg	6010	Calcium	—	14.9	—	—	0.036	mg/L	—	—	GELC
MCOI-8	665	01/30/06	WG	UF	CS	—	Inorg	6010	Calcium	—	18.1	—	—	0.036	mg/L	N	J-	GELC

Table D-1 (continued)

Location	Depth (ft)	Date	Fid Matrix	Fid Prep	Lab Sample Type	Fid QC	Suite	Method	Analyte	Symbol	Result	1-sigma TPU	MDA	MDL	Units	Lab Qual	Indep Qual	Lab
MCOI-8	665	06/30/06	WG	UF	CS	—	Inorg	300	Chloride	—	11.1	—	—	0.066	mg/L	—	—	GELC
MCOI-8	665	06/30/06	WG	UF	CS	—	Inorg	300	Fluoride	—	1.88	—	—	0.033	mg/L	—	—	GELC
MCOI-8	665	06/30/06	WG	F	CS	—	Inorg	A2340	Hardness	—	48.6	—	—	0.085	mg/L	—	—	GELC
MCOI-8	665	01/30/06	WG	F	CS	—	Inorg	A2340	Hardness	—	62.5	—	—	0.085	mg/L	—	—	GELC
MCOI-8	665	06/30/06	WG	UF	CS	—	Inorg	A2340	Hardness	—	50.9	—	—	0.085	mg/L	—	—	GELC
MCOI-8	665	01/30/06	WG	UF	CS	—	Inorg	A2340	Hardness	—	61.6	—	—	0.085	mg/L	—	—	GELC
MCOI-8	665	06/30/06	WG	F	CS	—	Inorg	6010	Magnesium	—	3.12	—	—	0.085	mg/L	—	—	GELC
MCOI-8	665	01/30/06	WG	F	CS	—	Inorg	6010	Magnesium	—	3.83	—	—	0.085	mg/L	—	—	GELC
MCOI-8	665	06/30/06	WG	UF	CS	—	Inorg	6010	Magnesium	—	3.33	—	—	0.085	mg/L	—	—	GELC
MCOI-8	665	01/30/06	WG	UF	CS	—	Inorg	6010	Magnesium	—	3.98	—	—	0.085	mg/L	—	—	GELC
MCOI-8	665	06/30/06	WG	F	CS	—	Inorg	6010	Potassium	—	2.23	—	—	0.05	mg/L	—	—	GELC
MCOI-8	665	01/30/06	WG	F	CS	—	Inorg	6010	Potassium	—	2.8	—	—	0.05	mg/L	—	—	GELC
MCOI-8	665	06/30/06	WG	UF	CS	—	Inorg	6010	Potassium	—	2.4	—	—	0.05	mg/L	—	—	GELC
MCOI-8	665	01/30/06	WG	UF	CS	—	Inorg	6010	Potassium	—	2.92	—	—	0.05	mg/L	—	—	GELC

Table D-1 (continued)

Location	Depth (ft)	Date	Fid Matrix	Fid Prep	Lab Sample Type	Fid QC	Suite	Method	Analyte	Symbol	Result	1-sigma TPU	MDA	MDL	Units	Lab Qual	Indep Qual	Lab
MCOI-8	665	01/30/06	WG	F	CS	—	Inorg	6010	Silicon Dioxide	—	31.8	—	—	0.032	mg/L	N*	J, J+	GELC
MCOI-8	665	06/30/06	WG	UF	CS	—	Inorg	6010	Silicon Dioxide	—	34.4	—	—	0.032	mg/L	—	J	GELC
MCOI-8	665	01/30/06	WG	UF	CS	—	Inorg	6010	Silicon Dioxide	—	39.7	—	—	0.032	mg/L	N*	J, J+	GELC
MCOI-8	665	06/30/06	WG	F	CS	—	Inorg	6010	Sodium	—	34.7	—	—	0.045	mg/L	—	—	GELC
MCOI-8	665	01/30/06	WG	F	CS	—	Inorg	6010	Sodium	—	42.9	—	—	0.045	mg/L	—	J	GELC
MCOI-8	665	06/30/06	WG	UF	CS	—	Inorg	6010	Sodium	—	35.6	—	—	0.045	mg/L	—	—	GELC
MCOI-8	665	01/30/06	WG	UF	CS	—	Inorg	6010	Sodium	—	41	—	—	0.045	mg/L	—	J	GELC
MCOI-8	665	06/30/06	WG	UF	CS	—	Inorg	120.1	Specific Conductance	—	271	—	—	1	uS/cm	—	—	GELC
MCOI-8	665	06/30/06	WG	UF	CS	—	Inorg	300	Sulfate	—	19.5	—	—	0.1	mg/L	—	—	GELC
MCOI-8	665	01/30/06	WG	F	CS	—	Inorg	160.1	Total Dissolved Solids	—	298	—	—	2.38	mg/L	—	—	GELC
MCOI-8	665	06/30/06	WG	UF	CS	—	Inorg	160.1	Total Dissolved Solids	—	179	—	—	2.38	mg/L	—	—	GELC
MCOI-8	665	01/30/06	WG	F	CS	—	Inorg	150.1	pH	—	7.18	—	—	0.01	SU	H	J	GELC
MCOI-8	665	06/30/06	WG	UF	CS	—	Inorg	150.1	pH	—	7.4	—	—	0.01	SU	H	J	GELC
MCOI-8	665	06/30/06	WG	F	CS	—	Met	6010	Aluminum	>	68	—	—	68	µg/L	U	—	GELC

Table D-1 (continued)

Location	Depth (ft)	Date	Fid Matrix	Fid Prep	Lab Sample Type	Fid QC	Suite	Method	Analyte	Symbol	Result	1-sigma TPU	MDA	MDL	Units	Lab Qual	Indep Qual	Lab
MCOI-8	665	01/30/06	WG	F	CS	—	Met	6010	Aluminum	<	68	—	—	68	µg/L	UN*	UJ	GELC
MCOI-8	665	06/30/06	WG	UF	CS	—	Met	6010	Aluminum	—	768	—	—	68	µg/L	—	—	GELC
MCOI-8	665	01/30/06	WG	UF	CS	—	Met	6010	Aluminum	—	2080	—	—	68	µg/L	N*	J, J+	GELC
MCOI-8	665	06/30/06	WG	F	CS	—	Met	6010	Barium	—	36.7	—	—	1	µg/L	—	—	GELC
MCOI-8	665	01/30/06	WG	F	CS	—	Met	6010	Barium	—	54	—	—	1	µg/L	—	—	GELC
MCOI-8	665	06/30/06	WG	UF	CS	—	Met	6010	Barium	—	45.6	—	—	1	µg/L	—	—	GELC
MCOI-8	665	01/30/06	WG	UF	CS	—	Met	6010	Barium	—	70	—	—	1	µg/L	—	—	GELC
MCOI-8	665	06/30/06	WG	F	CS	—	Met	6010	Boron	—	32	—	—	10	µg/L	J	—	GELC
MCOI-8	665	01/30/06	WG	F	CS	—	Met	6010	Boron	—	50.5	—	—	10	µg/L	—	—	GELC
MCOI-8	665	06/30/06	WG	UF	CS	—	Met	6010	Boron	—	33.1	—	—	10	µg/L	J	—	GELC
MCOI-8	665	01/30/06	WG	UF	CS	—	Met	6010	Boron	—	45.7	—	—	10	µg/L	J	—	GELC
MCOI-8	665	06/30/06	WG	F	CS	—	Met	6020	Chromium	<	1.7	—	—	1	µg/L	J	U	GELC
MCOI-8	665	01/30/06	WG	F	CS	—	Met	6010	Chromium	<	1	—	—	1	µg/L	UN*	UJ	GELC
MCOI-8	665	01/30/06	WG	F	RE	—	Met	6010	Chromium	>	1	—	—	1	µg/L	U	—	GELC

Table D-1 (continued)

Location	Depth (ft)	Date	Fid Matrix	Fid Prep	Lab Sample Type	Fid QC	Suite	Method	Analyte	Symbol	Result	1-sigma TPU	MDA	MDL	Units	Lab Qual	Indep Qual	Lab
MCOI-8	665	06/30/06	WG	UF	CS	—	Met	6020	Chromium	—	167	—	—	1	µg/L	—	—	GELC
MCOI-8	665	01/30/06	WG	UF	CS	—	Met	6010	Chromium	—	369	—	—	1	µg/L	N*	J, J+	GELC
MCOI-8	665	01/30/06	WG	UF	RE	—	Met	6010	Chromium	—	938	—	—	1	µg/L	—	—	GELC
MCOI-8	665	06/30/06	WG	F	CS	—	Met	6010	Cobalt	—	3	—	—	1	µg/L	J	—	GELC
MCOI-8	665	01/30/06	WG	F	CS	—	Met	6010	Cobalt	—	3.5	—	—	1	µg/L	J*	J	GELC
MCOI-8	665	06/30/06	WG	UF	CS	—	Met	6010	Cobalt	—	2.4	—	—	1	µg/L	J	—	GELC
MCOI-8	665	01/30/06	WG	UF	CS	—	Met	6010	Cobalt	—	4.8	—	—	1	µg/L	J*	J	GELC
MCOI-8	665	06/30/06	WG	F	CS	—	Met	6010	Copper	<	3	—	—	3	µg/L	U	—	GELC
MCOI-8	665	01/30/06	WG	F	CS	—	Met	6010	Copper	<	3	—	—	3	µg/L	U*	UJ	GELC
MCOI-8	665	06/30/06	WG	UF	CS	—	Met	6010	Copper	—	58.4	—	—	3	µg/L	—	—	GELC
MCOI-8	665	01/30/06	WG	UF	CS	—	Met	6010	Copper	—	102	—	—	3	µg/L	*	J	GELC
MCOI-8	665	06/30/06	WG	F	CS	—	Met	6010	Iron	—	5890	—	—	18	µg/L	—	—	GELC
MCOI-8	665	01/30/06	WG	F	CS	—	Met	6010	Iron	—	12800	—	—	18	µg/L	E*	J	GELC
MCOI-8	665	06/30/06	WG	UF	CS	—	Met	6010	Iron	—	10100	—	—	18	µg/L	—	—	GELC

Table D-1 (continued)

Location	Depth (ft)	Date	Fid Matrix	Fid Prep	Lab Sample Type	Fid QC	Suite	Method	Analyte	Symbol	Result	1-sigma TPU	MDA	MDL	Units	Lab Qual	Indep Qual	Lab
MCOI-8	665	01/30/06	WG	UF	CS	—	Met	6010	Iron	—	20200	—	—	18	µg/L	F*	J	GELC
MCOI-8	665	06/30/06	WG	F	CS	—	Met	6020	Lead	<	0.5	—	—	0.5	µg/L	U	—	GELC
MCOI-8	665	01/30/06	WG	F	CS	—	Met	6020	Lead	<	0.5	—	—	0.5	µg/L	U	—	GELC
MCOI-8	665	06/30/06	WG	UF	CS	—	Met	6020	Lead	—	2.6	—	—	0.5	µg/L	—	—	GELC
MCOI-8	665	01/30/06	WG	UF	CS	—	Met	6020	Lead	—	12.9	—	—	0.5	µg/L	—	—	GELC
MCOI-8	665	06/30/06	WG	F	CS	—	Met	6010	Manganese	—	1090	—	—	2	µg/L	—	—	GELC
MCOI-8	665	01/30/06	WG	F	CS	—	Met	6010	Manganese	—	1270	—	—	2	µg/L	—	—	GELC
MCOI-8	665	06/30/06	WG	UF	CS	—	Met	6010	Manganese	—	1150	—	—	2	µg/L	—	—	GELC
MCOI-8	665	01/30/06	WG	UF	CS	—	Met	6010	Manganese	—	1290	—	—	2	µg/L	—	—	GELC
MCOI-8	665	06/30/06	WG	F	CS	—	Met	6010	Molybdenum	—	32.2	—	—	2	µg/L	—	—	GELC
MCOI-8	665	01/30/06	WG	F	CS	—	Met	6010	Molybdenum	—	56.1	—	—	2	µg/L	*	J	GELC
MCOI-8	665	06/30/06	WG	UF	CS	—	Met	6010	Molybdenum	—	40.7	—	—	2	µg/L	—	—	GELC
MCOI-8	665	01/30/06	WG	UF	CS	—	Met	6010	Molybdenum	—	65.3	—	—	2	µg/L	*	J	GELC
MCOI-8	665	06/30/06	WG	F	CS	—	Met	6020	Nickel	—	11.2	—	—	0.5	µg/L	—	—	GELC

Table D-1 (continued)

Location	Depth (ft)	Date	Fid Matrix	Fid Prep	Lab Sample Type	Fid QC	Suite	Method	Analyte	Symbol	Result	1-sigma TPU	MDA	MDL	Units	Lab Qual	Indep Qual	Lab
MCOI-8	665	01/30/06	WG	F	CS	—	Met	6020	Nickel	—	7.7	—	—	0.5	µg/L	—	—	GELC
MCOI-8	665	06/30/06	WG	UF	CS	—	Met	6020	Nickel	—	85.2	—	—	0.5	µg/L	—	—	GELC
MCOI-8	665	01/30/06	WG	UF	CS	—	Met	6020	Nickel	—	488	—	—	2.5	µg/L	—	—	GELC
MCOI-8	665	06/30/06	WG	F	CS	—	Met	6010	Strontium	—	75.5	—	—	1	µg/L	—	—	GELC
MCOI-8	665	01/30/06	WG	F	CS	—	Met	6010	Strontium	—	104	—	—	1	µg/L	—	—	GELC
MCOI-8	665	06/30/06	WG	UF	CS	—	Met	6010	Strontium	—	80.1	—	—	1	µg/L	—	—	GELC
MCOI-8	665	01/30/06	WG	UF	CS	—	Met	6010	Strontium	—	103	—	—	1	µg/L	—	—	GELC
MCOI-8	665	06/30/06	WG	F	CS	—	Met	6020	Uranium	—	0.19	—	—	0.05	µg/L	J	—	GELC
MCOI-8	665	01/30/06	WG	F	CS	—	Met	6020	Uranium	—	0.33	—	—	0.05	µg/L	—	—	GELC
MCOI-8	665	06/30/06	WG	UF	CS	—	Met	6020	Uranium	—	0.35	—	—	0.05	µg/L	—	—	GELC
MCOI-8	665	01/30/06	WG	UF	CS	—	Met	6020	Uranium	—	1.3	—	—	0.05	µg/L	—	—	GELC
MCOI-8	665	06/30/06	WG	F	CS	—	Met	6010	Vanadium	<	1	—	—	1	µg/L	U	—	GELC
MCOI-8	665	01/30/06	WG	F	CS	—	Met	6010	Vanadium	<	1	—	—	1	µg/L	U	—	GELC
MCOI-8	665	06/30/06	WG	UF	CS	—	Met	6010	Vanadium	—	1.9	—	—	1	µg/L	J	—	GELC

Table D-1 (continued)

Location	Depth (ft)	Date	Fid Matrix	Fid Prep	Lab Sample Type	Fid QC	Suite	Method	Analyte	Symbol	Result	1-sigma TPU	MDA	MDL	Units	Lab Qual	Indep Qual	Lab
MCOI-8	665	01/30/06	WG	UF	CS	—	Met	6010	Vanadium	—	4.3	—	—	1	µg/L	J	—	GELC
MCOI-8	665	06/30/06	WG	F	CS	—	Met	6010	Zinc	—	46.1	—	—	2	µg/L	—	—	GELC
MCOI-8	665	01/30/06	WG	F	CS	—	Met	6010	Zinc	—	19.3	—	—	2	µg/L	—	—	GELC
MCOI-8	665	06/30/06	WG	UF	CS	—	Met	6010	Zinc	—	271	—	—	2	µg/L	—	—	GELC
MCOI-8	665	01/30/06	WG	UF	CS	—	Met	6010	Zinc	—	1070	—	—	2	µg/L	—	—	GELC
MT-3	44	06/29/06	WG	UF	CS	—	Dro	8015	Diesel Range Organics	—	17.2	—	—	16.5	µg/L	J	—	GELC
MT-3	44	06/29/06	WG	F	CS	—	Inorg	310.1	Alkalinity-CO ₃ +HCO ₃	—	137	—	—	0.725	mg/L	—	—	GELC
MT-3	44	09/13/05	WG	F	CS	—	Inorg	310.1	Alkalinity-CO ₃ +HCO ₃	—	135	—	—	1.45	mg/L	—	—	GELC
MT-3	44	04/20/05	WG	F	CS	—	Inorg	310.1	Alkalinity-CO ₃ +HCO ₃	—	142	—	—	1.45	mg/L	—	—	GELC
MT-3	44	06/29/06	WG	UF	CS	—	Inorg	310.1	Alkalinity-CO ₃ +HCO ₃	—	136	—	—	0.725	mg/L	—	—	GELC
MT-3	44	09/13/05	WG	UF	CS	—	Inorg	310.1	Alkalinity-CO ₃ +HCO ₃	—	135	—	—	1.45	mg/L	—	—	GELC
MT-3	44	04/20/05	WG	UF	CS	—	Inorg	310.1	Alkalinity-CO ₃ +HCO ₃	—	136	—	—	1.45	mg/L	—	—	GELC
MT-3	44	06/29/06	WG	F	CS	—	Inorg	350.1	Ammonia as Nitrogen	—	0.061	—	—	0.01	mg/L	—	—	GELC
MT-3	44	06/29/06	WG	UF	CS	—	Inorg	350.1	Ammonia as Nitrogen	—	0.026	—	—	0.01	mg/L	J	JN-	GELC

Table D-1 (continued)

Location	Depth (ft)	Date	Fid Matrix	Fid Prep	Lab Sample Type	Fid QC	Suite	Method	Analyte	Symbol	Result	1-sigma TPU	MDA	MDL	Units	Lab Qual	Indep Qual	Lab
MT-3	44	06/29/06	WG	F	CS	—	Inorg	300	Bromide	<	0.066	—	—	0.066	mg/L	U	—	GELC
MT-3	44	09/13/05	WG	F	CS	—	Inorg	300	Bromide	—	0.106	—	—	0.041	mg/L	J	—	GELC
MT-3	44	04/20/05	WG	F	CS	—	Inorg	300	Bromide	<	0.041	—	—	0.041	mg/L	U	—	GELC
MT-3	44	06/29/06	WG	UF	CS	—	Inorg	300	Bromide	—	0.625	—	—	0.066	mg/L	—	—	GELC
MT-3	44	09/13/05	WG	UF	CS	—	Inorg	300	Bromide	—	0.105	—	—	0.041	mg/L	J	—	GELC
MT-3	44	04/20/05	WG	UF	CS	—	Inorg	300	Bromide	<	0.041	—	—	0.041	mg/L	U	—	GELC
MT-3	44	06/29/06	WG	F	CS	—	Inorg	6010	Calcium	—	15.6	—	—	0.036	mg/L	—	—	GELC
MT-3	44	09/13/05	WG	F	CS	—	Inorg	6010	Calcium	—	20.6	—	—	0.036	mg/L	—	—	GELC
MT-3	44	04/20/05	WG	F	CS	—	Inorg	6010	Calcium	—	18.9	—	—	0.036	mg/L	—	—	GELC
MT-3	44	06/29/06	WG	UF	CS	—	Inorg	6010	Calcium	—	16	—	—	0.036	mg/L	—	—	GELC
MT-3	44	09/13/05	WG	UF	CS	—	Inorg	6010	Calcium	—	20.4	—	—	0.036	mg/L	—	—	GELC
MT-3	44	04/20/05	WG	UF	CS	—	Inorg	6010	Calcium	—	18.2	—	—	0.036	mg/L	—	—	GELC
MT-3	44	06/29/06	WG	F	CS	—	Inorg	300	Chloride	—	34.6	—	—	0.66	mg/L	—	J	GELC
MT-3	44	09/13/05	WG	F	CS	—	Inorg	300	Chloride	—	39.6	—	—	0.265	mg/L	—	—	GELC

Table D-1 (continued)

Location	Depth (ft)	Date	Fid Matrix	Fid Prep	Lab Sample Type	Fid QC	Suite	Method	Analyte	Symbol	Result	1-sigma TPU	MDA	MDL	Units	Lab Qual	Indep Qual	Lab
MT-3	44	04/20/05	WG	F	CS	—	Inorg	300	Chloride	—	33.1	—	—	0.265	mg/L	—	—	GELC
MT-3	44	06/29/06	WG	UF	CS	—	Inorg	300	Chloride	—	35	—	—	0.66	mg/L	—	J	GELC
MT-3	44	09/13/05	WG	UF	CS	—	Inorg	300	Chloride	—	39.8	—	—	0.265	mg/L	—	—	GELC
MT-3	44	04/20/05	WG	UF	CS	—	Inorg	300	Chloride	—	16.7	—	—	0.53	mg/L	—	J+	GELC
MT-3	44	06/29/06	WG	F	CS	—	Inorg	300	Fluoride	—	1.85	—	—	0.033	mg/L	—	—	GELC
MT-3	44	09/13/05	WG	F	CS	—	Inorg	300	Fluoride	—	1.53	—	—	0.03	mg/L	—	—	GELC
MT-3	44	04/20/05	WG	F	CS	—	Inorg	300	Fluoride	—	1.56	—	—	0.03	mg/L	—	—	GELC
MT-3	44	06/29/06	WG	UF	CS	—	Inorg	300	Fluoride	—	1.84	—	—	0.033	mg/L	—	—	GELC
MT-3	44	09/13/05	WG	UF	CS	—	Inorg	300	Fluoride	—	1.5	—	—	0.03	mg/L	—	—	GELC
MT-3	44	04/20/05	WG	UF	CS	—	Inorg	300	Fluoride	—	1.54	—	—	0.03	mg/L	—	—	GELC
MT-3	44	06/29/06	WG	F	CS	—	Inorg	A2340	Hardness	—	55.1	—	—	0.085	mg/L	—	—	GELC
MT-3	44	09/13/05	WG	F	CS	—	Inorg	A2340	Hardness	—	72.8	—	—	0.085	mg/L	—	—	GELC
MT-3	44	04/20/05	WG	F	CS	—	Inorg	A2340	Hardness	—	66.9	—	—	0.085	mg/L	—	—	GELC
MT-3	44	06/29/06	WG	UF	CS	—	Inorg	A2340	Hardness	—	58.5	—	—	0.085	mg/L	—	—	GELC

Table D-1 (continued)

Location	Depth (ft)	Date	Fid Matrix	Fid Prep	Lab Sample Type	Fid QC	Suite	Method	Analyte	Symbol	Result	1-sigma TPU	MDA	MDL	Units	Lab Qual	Indep Qual	Lab
MT-3	44	09/13/05	WG	UF	CS	—	Inorg	A2340	Hardness	—	72	—	—	0.085	mg/L	—	—	GELC
MT-3	44	04/20/05	WG	UF	CS	—	Inorg	A2340	Hardness	—	64.8	—	—	0.085	mg/L	—	—	GELC
MT-3	44	06/29/06	WG	F	CS	—	Inorg	6010	Magnesium	—	3.92	—	—	0.085	mg/L	—	—	GELC
MT-3	44	09/13/05	WG	F	CS	—	Inorg	6010	Magnesium	—	5.19	—	—	0.085	mg/L	—	—	GELC
MT-3	44	04/20/05	WG	F	CS	—	Inorg	6010	Magnesium	—	4.8	—	—	0.085	mg/L	—	—	GELC
MT-3	44	06/29/06	WG	UF	CS	—	Inorg	6010	Magnesium	—	4.52	—	—	0.085	mg/L	—	—	GELC
MT-3	44	09/13/05	WG	UF	CS	—	Inorg	6010	Magnesium	—	5.12	—	—	0.085	mg/L	—	—	GELC
MT-3	44	04/20/05	WG	UF	CS	—	Inorg	6010	Magnesium	—	4.66	—	—	0.085	mg/L	—	—	GELC
MT-3	44	06/29/06	WG	F	CS	—	Inorg	353.1	Nitrate-Nitrite as N	—	3.24	—	—	0.014	mg/L	—	J+	GELC
MT-3	44	09/13/05	WG	F	CS	—	Inorg	353.1	Nitrate-Nitrite as N	—	2.21	—	—	0.17	mg/L	—	—	GELC
MT-3	44	04/20/05	WG	F	CS	—	Inorg	353.1	Nitrate-Nitrite as N	—	4.4	—	—	0.03	mg/L	—	J	GELC
MT-3	44	06/29/06	WG	UF	CS	—	Inorg	353.1	Nitrate-Nitrite as N	—	3.25	—	—	0.014	mg/L	—	J+	GELC
MT-3	44	06/29/06	WG	F	CS	—	Inorg	6850	Perchlorate	—	41.1	—	—	2.5	µg/L	—	J	GELC
MT-3	44	06/29/06	WG	F	CS	—	Inorg	314.0	Perchlorate	—	45.6	—	—	4	µg/L	—	J+	GELC

Table D-1 (continued)

Location	Depth (ft)	Date	Fid Matrix	Fid Prep	Lab Sample Type	Fid QC	Suite	Method	Analyte	Symbol	Result	1-sigma TPU	MDA	MDL	Units	Lab Qual	Indep Qual	Lab
MT-3	44	09/13/05	WG	F	CS	—	Inorg	314.0	Perchlorate	—	50.8	—	—	4	µg/L	—	—	GELC
MT-3	44	09/13/05	WG	F	CS	—	Inorg	6850	Perchlorate	—	51.2	—	—	5	µg/L	—	—	GELC
MT-3	44	04/20/05	WG	F	CS	—	Inorg	6850	Perchlorate	—	103	—	—	10	µg/L	—	J	GELC
MT-3	44	04/20/05	WG	F	CS	—	Inorg	314.0	Perchlorate	—	106	—	—	8	µg/L	—	—	GELC
MT-3	44	06/29/06	WG	F	CS	—	Inorg	6010	Potassium	—	8.86	—	—	0.05	mg/L	—	—	GELC
MT-3	44	09/13/05	WG	F	CS	—	Inorg	6010	Potassium	—	9.57	—	—	0.05	mg/L	—	—	GELC
MT-3	44	04/20/05	WG	F	CS	—	Inorg	6010	Potassium	—	9.54	—	—	0.05	mg/L	—	—	GELC
MT-3	44	06/29/06	WG	UF	CS	—	Inorg	6010	Potassium	—	9.87	—	—	0.05	mg/L	—	—	GELC
MT-3	44	09/13/05	WG	UF	CS	—	Inorg	6010	Potassium	—	9.56	—	—	0.05	mg/L	—	—	GELC
MT-3	44	04/20/05	WG	UF	CS	—	Inorg	6010	Potassium	—	9.27	—	—	0.05	mg/L	—	—	GELC
MT-3	44	06/29/06	WG	F	CS	—	Inorg	6010	Silicon Dioxide	—	33.6	—	—	0.032	mg/L	—	J	GELC
MT-3	44	09/13/05	WG	F	CS	—	Inorg	6010	Silicon Dioxide	—	37.9	—	—	0.032	mg/L	—	—	GELC
MT-3	44	04/20/05	WG	F	CS	—	Inorg	6010	Silicon Dioxide	—	35	—	—	0.032	mg/L	—	—	GELC
MT-3	44	06/29/06	WG	UF	CS	—	Inorg	6010	Silicon Dioxide	—	55.6	—	—	0.032	mg/L	—	J	GELC

Table D-1 (continued)

Location	Depth (ft)	Date	Fid Matrix	Fid Prep	Lab Sample Type	Fid QC	Suite	Method	Analyte	Symbol	Result	1-sigma TPU	MDA	MDL	Units	Lab Qual	Indep Qual	Lab
MT-3	44	09/13/05	WG	UF	CS	—	Inorg	6010	Silicon Dioxide	—	37.8	—	—	0.032	mg/L	—	—	GELC
MT-3	44	04/20/05	WG	UF	CS	—	Inorg	6010	Silicon Dioxide	—	35.6	—	—	0.032	mg/L	—	—	GELC
MT-3	44	06/29/06	WG	F	CS	—	Inorg	6010	Sodium	—	70.8	—	—	0.045	mg/L	—	—	GELC
MT-3	44	09/13/05	WG	F	CS	—	Inorg	6010	Sodium	—	90.9	—	—	0.045	mg/L	—	—	GELC
MT-3	44	04/20/05	WG	F	CS	—	Inorg	6010	Sodium	—	86.2	—	—	0.045	mg/L	—	—	GELC
MT-3	44	06/29/06	WG	UF	CS	—	Inorg	6010	Sodium	—	70.4	—	—	0.045	mg/L	—	—	GELC
MT-3	44	09/13/05	WG	UF	CS	—	Inorg	6010	Sodium	—	89.3	—	—	0.045	mg/L	—	—	GELC
MT-3	44	04/20/05	WG	UF	CS	—	Inorg	6010	Sodium	—	83.3	—	—	0.045	mg/L	—	—	GELC
MT-3	44	06/29/06	WG	F	CS	—	Inorg	120.1	Specific Conductance	—	463	—	—	1	uS/cm	—	—	GELC
MT-3	44	09/13/05	WG	F	CS	—	Inorg	120.1	Specific Conductance	—	485	—	—	1	uS/cm	—	—	GELC
MT-3	44	04/20/05	WG	F	CS	—	Inorg	9050	Specific Conductance	—	513	—	—	1	uS/cm	—	—	GELC
MT-3	44	06/29/06	WG	UF	CS	—	Inorg	120.1	Specific Conductance	—	466	—	—	1	uS/cm	—	—	GELC
MT-3	44	09/13/05	WG	UF	CS	—	Inorg	120.1	Specific Conductance	—	493	—	—	1	uS/cm	—	—	GELC
MT-3	44	04/20/05	WG	UF	CS	—	Inorg	9050	Specific Conductance	—	485	—	—	1	uS/cm	—	—	GELC

Table D-1 (continued)

Location	Depth (ft)	Date	Fid Matrix	Fid Prep	Lab Sample Type	Fid QC	Suite	Method	Analyte	Symbol	Result	1-sigma TPU	MDA	MDL	Units	Lab Qual	Indep Qual	Lab
MT-3	44	06/29/06	WG	F	CS	—	Inorg	300	Sulfate	—	19.4	—	—	0.1	mg/L	—	—	GELC
MT-3	44	09/13/05	WG	F	CS	—	Inorg	300	Sulfate	—	26	—	—	0.057	mg/L	—	—	GELC
MT-3	44	04/20/05	WG	F	CS	—	Inorg	300	Sulfate	—	36.6	—	—	0.057	mg/L	—	—	GELC
MT-3	44	06/29/06	WG	UF	CS	—	Inorg	300	Sulfate	—	19.4	—	—	0.1	mg/L	—	—	GELC
MT-3	44	09/13/05	WG	UF	CS	—	Inorg	300	Sulfate	—	26	—	—	0.057	mg/L	—	—	GELC
MT-3	44	04/20/05	WG	UF	CS	—	Inorg	300	Sulfate	—	36.4	—	—	0.057	mg/L	—	—	GELC
MT-3	44	06/29/06	WG	F	CS	—	Inorg	160.1	Total Dissolved Solids	—	296	—	—	2.38	mg/L	—	—	GELC
MT-3	44	09/13/05	WG	F	CS	—	Inorg	160.1	Total Dissolved Solids	—	319	—	—	2.38	mg/L	—	—	GELC
MT-3	44	04/20/05	WG	F	CS	—	Inorg	160.1	Total Dissolved Solids	—	325	—	—	2.38	mg/L	—	—	GELC
MT-3	44	06/29/06	WG	UF	CS	—	Inorg	160.1	Total Dissolved Solids	—	312	—	—	2.38	mg/L	—	—	GELC
MT-3	44	09/13/05	WG	UF	CS	—	Inorg	160.1	Total Dissolved Solids	—	320	—	—	2.38	mg/L	—	—	GELC
MT-3	44	04/20/05	WG	UF	CS	—	Inorg	160.1	Total Dissolved Solids	—	329	—	—	2.38	mg/L	—	—	GELC
MT-3	44	06/29/06	WG	F	CS	—	Inorg	351.2	Total Kjeldahl Nitrogen	—	0.27	—	—	0.01	mg/L	—	—	GELC
MT-3	44	06/29/06	WG	UF	CS	—	Inorg	351.2	Total Kjeldahl Nitrogen	—	0.312	—	—	0.01	mg/L	—	—	GELC

Table D-1 (continued)

Location	Depth (ft)	Date	Fid Matrix	Fid Prep	Lab Sample Type	Fid QC	Suite	Method	Analyte	Symbol	Result	1-sigma TPU	MDA	MDL	Units	Lab Qual	Indep Qual	Lab
MT-3	44	09/13/05	WG	UF	CS	—	Inorg	351.2	Total Kjeldahl Nitrogen	<	0.083	—	—	0.01	mg/L	J	U	GELC
MT-3	44	04/20/05	WG	UF	CS	—	Inorg	351.2	Total Kjeldahl Nitrogen	—	0.076	—	—	0.01	mg/L	J	—	GELC
MT-3	44	06/29/06	WG	UF	CS	—	Inorg	9060	Total Organic Carbon	—	2.63	—	—	0.33	mg/L	—	—	GELC
MT-3	44	09/13/05	WG	UF	CS	—	Inorg	9060	Total Organic Carbon	—	3.16	—	—	0.074	mg/L	—	—	GELC
MT-3	44	04/20/05	WG	UF	CS	—	Inorg	9060	Total Organic Carbon	—	2.18	—	—	0.074	mg/L	—	—	GELC
MT-3	44	06/29/06	WG	UF	CS	—	Inorg	160.2	Total Suspended Solids	—	5.8	—	—	1.14	mg/L	—	—	GELC
MT-3	44	06/29/06	WG	F	CS	—	Inorg	150.1	pH	—	7.47	—	—	0.01	SU	H	J	GELC
MT-3	44	09/13/05	WG	F	CS	—	Inorg	150.1	pH	—	6.89	—	—	0.01	SU	H	J	GELC
MT-3	44	04/20/05	WG	F	CS	—	Inorg	150.1	pH	—	7.31	—	—	—	SU	H	J	GELC
MT-3	44	06/29/06	WG	UF	CS	—	Inorg	150.1	pH	—	7.36	—	—	0.01	SU	H	J	GELC
MT-3	44	09/13/05	WG	UF	CS	—	Inorg	150.1	pH	—	7.06	—	—	0.01	SU	H	J	GELC
MT-3	44	04/20/05	WG	UF	CS	—	Inorg	150.1	pH	—	7.31	—	—	—	SU	H	J	GELC
MT-3	44	06/29/06	WG	F	CS	—	Met	6010	Aluminum	—	96.6	—	—	68	µg/L	J	—	GELC
MT-3	44	09/13/05	WG	F	CS	—	Met	6010	Aluminum	—	77.3	—	—	68	µg/L	J	—	GELC

Table D-1 (continued)

Location	Depth (ft)	Date	Fid Matrix	Fid Prep	Lab Sample Type	Fid QC	Suite	Method	Analyte	Symbol	Result	1-sigma TPU	MDA	MDL	Units	Lab Qual	Indep Qual	Lab
MT-3	44	04/20/05	WG	F	CS	—	Met	6010	Aluminum	—	156	—	—	68	µg/L	J	—	GELC
MT-3	44	06/29/06	WG	UF	CS	—	Met	6010	Aluminum	—	5740	—	—	68	µg/L	—	—	GELC
MT-3	44	09/13/05	WG	UF	CS	—	Met	6010	Aluminum	—	137	—	—	68	µg/L	J	—	GELC
MT-3	44	04/20/05	WG	UF	CS	—	Met	6010	Aluminum	—	602	—	—	68	µg/L	—	—	GELC
MT-3	44	06/29/06	WG	F	CS	—	Met	6010	Barium	—	113	—	—	1	µg/L	—	—	GELC
MT-3	44	09/13/05	WG	F	CS	—	Met	6010	Barium	—	150	—	—	1	µg/L	—	—	GELC
MT-3	44	04/20/05	WG	F	CS	—	Met	6010	Barium	—	131	—	—	1	µg/L	—	—	GELC
MT-3	44	06/29/06	WG	UF	CS	—	Met	6010	Barium	—	147	—	—	1	µg/L	—	—	GELC
MT-3	44	09/13/05	WG	UF	CS	—	Met	6010	Barium	—	148	—	—	1	µg/L	—	—	GELC
MT-3	44	04/20/05	WG	UF	CS	—	Met	6010	Barium	—	129	—	—	1	µg/L	—	—	GELC
MT-3	44	06/29/06	WG	F	CS	—	Met	6010	Boron	—	68.6	—	—	10	µg/L	—	—	GELC
MT-3	44	09/13/05	WG	F	CS	—	Met	6010	Boron	—	83.1	—	—	10	µg/L	—	—	GELC
MT-3	44	04/20/05	WG	F	CS	—	Met	6010	Boron	—	73.8	—	—	10	µg/L	—	—	GELC
MT-3	44	06/29/06	WG	UF	CS	—	Met	6010	Boron	—	69.6	—	—	10	µg/L	—	—	GELC

Table D-1 (continued)

Location	Depth (ft)	Date	Fid Matrix	Fid Prep	Lab Sample Type	Fid QC	Suite	Method	Analyte	Symbol	Result	1-sigma TPU	MDA	MDL	Units	Lab Qual	Indep Qual	Lab
MT-3	44	09/13/05	WG	UF	CS	—	Met	6010	Boron	—	78.5	—	—	10	µg/L	—	—	GELC
MT-3	44	04/20/05	WG	UF	CS	—	Met	6010	Boron	—	72.6	—	—	10	µg/L	—	—	GELC
MT-3	44	06/29/06	WG	F	CS	—	Met	6010	Cobalt	<	1	—	—	1	µg/L	U	—	GELC
MT-3	44	09/13/05	WG	F	CS	—	Met	6010	Cobalt	—	1.2	—	—	1	µg/L	J	—	GELC
MT-3	44	04/20/05	WG	F	CS	—	Met	6010	Cobalt	<	1	—	—	1	µg/L	U	—	GELC
MT-3	44	06/29/06	WG	UF	CS	—	Met	6010	Cobalt	—	1.1	—	—	1	µg/L	J	—	GELC
MT-3	44	09/13/05	WG	UF	CS	—	Met	6010	Cobalt	<	1	—	—	1	µg/L	U	—	GELC
MT-3	44	04/20/05	WG	UF	CS	—	Met	6010	Cobalt	<	1	—	—	1	µg/L	U	—	GELC
MT-3	44	06/29/06	WG	F	CS	—	Met	6010	Iron	—	52.3	—	—	18	µg/L	J	—	GELC
MT-3	44	09/13/05	WG	F	CS	—	Met	6010	Iron	—	28.7	—	—	18	µg/L	J	—	GELC
MT-3	44	04/20/05	WG	F	CS	—	Met	6010	Iron	—	92.5	—	—	18	µg/L	J	—	GELC
MT-3	44	06/29/06	WG	UF	CS	—	Met	6010	Iron	—	3210	—	—	18	µg/L	—	—	GELC
MT-3	44	09/13/05	WG	UF	CS	—	Met	6010	Iron	—	62.5	—	—	18	µg/L	J	—	GELC
MT-3	44	04/20/05	WG	UF	CS	—	Met	6010	Iron	—	351	—	—	18	µg/L	—	—	GELC

Table D-1 (continued)

Location	Depth (ft)	Date	Fid Matrix	Fid Prep	Lab Sample Type	Fid QC	Suite	Method	Analyte	Symbol	Result	1-sigma TPU	MDA	MDL	Units	Lab Qual	Indep Qual	Lab
MT-3	44	06/29/06	WG	F	CS	—	Met	6020	Lead	<	0.5	—	—	0.5	µg/L	U	—	GELC
MT-3	44	09/13/05	WG	F	CS	—	Met	6020	Lead	<	0.5	—	—	0.5	µg/L	U	—	GELC
MT-3	44	04/20/05	WG	F	CS	—	Met	6020	Lead	<	0.5	—	—	0.5	µg/L	U	—	GELC
MT-3	44	06/29/06	WG	UF	CS	—	Met	6020	Lead	—	2.7	—	—	0.5	µg/L	—	—	GELC
MT-3	44	09/13/05	WG	UF	CS	—	Met	6020	Lead	<	0.5	—	—	0.5	µg/L	U	—	GELC
MT-3	44	04/20/05	WG	UF	CS	—	Met	6020	Lead	<	0.5	—	—	0.5	µg/L	U	—	GELC
MT-3	44	06/29/06	WG	F	CS	—	Met	6010	Manganese	<	2	—	—	2	µg/L	U	—	GELC
MT-3	44	09/13/05	WG	F	CS	—	Met	6010	Manganese	<	2	—	—	2	µg/L	U	—	GELC
MT-3	44	04/20/05	WG	F	CS	—	Met	6020	Manganese	<	1	—	—	1	µg/L	U	—	GELC
MT-3	44	06/29/06	WG	UF	CS	—	Met	6010	Manganese	—	69.6	—	—	2	µg/L	—	—	GELC
MT-3	44	09/13/05	WG	UF	CS	—	Met	6010	Manganese	<	2	—	—	2	µg/L	U	—	GELC
MT-3	44	04/20/05	WG	UF	CS	—	Met	6020	Manganese	—	6.5	—	—	1	µg/L	—	—	GELC
MT-3	44	06/29/06	WG	F	CS	—	Met	6010	Molybdenum	—	71	—	—	2	µg/L	—	—	GELC
MT-3	44	09/13/05	WG	F	CS	—	Met	6010	Molybdenum	—	69.4	—	—	2	µg/L	—	—	GELC

Table D-1 (continued)

Location	Depth (ft)	Date	Fid Matrix	Fid Prep	Lab Sample Type	Fid QC	Suite	Method	Analyte	Symbol	Result	1-sigma TPU	MDA	MDL	Units	Lab Qual	Indep Qual	Lab
MT-3	44	04/20/05	WG	F	CS	—	Met	6020	Molybdenum	—	81.4	—	—	0.1	µg/L	—	—	GELC
MT-3	44	06/29/06	WG	UF	CS	—	Met	6010	Molybdenum	—	70.3	—	—	2	µg/L	—	—	GELC
MT-3	44	09/13/05	WG	UF	CS	—	Met	6010	Molybdenum	—	69.1	—	—	2	µg/L	—	—	GELC
MT-3	44	04/20/05	WG	UF	CS	—	Met	6020	Molybdenum	—	79.7	—	—	0.1	µg/L	—	—	GELC
MT-3	44	06/29/06	WG	F	CS	—	Met	6020	Nickel	—	2.9	—	—	0.5	µg/L	—	—	GELC
MT-3	44	09/13/05	WG	F	CS	—	Met	6020	Nickel	—	3.9	—	—	0.5	µg/L	—	—	GELC
MT-3	44	04/20/05	WG	F	CS	—	Met	6010	Nickel	<	6.1	—	—	1	µg/L	—	U	GELC
MT-3	44	06/29/06	WG	UF	CS	—	Met	6020	Nickel	—	3.8	—	—	0.5	µg/L	—	—	GELC
MT-3	44	09/13/05	WG	UF	CS	—	Met	6020	Nickel	—	3.9	—	—	0.5	µg/L	—	—	GELC
MT-3	44	04/20/05	WG	UF	CS	—	Met	6010	Nickel	<	6.8	—	—	1	µg/L	—	U	GELC
MT-3	44	06/29/06	WG	F	CS	—	Met	6010	Strontium	—	99.3	—	—	1	µg/L	—	—	GELC
MT-3	44	09/13/05	WG	F	CS	—	Met	6010	Strontium	—	136	—	—	1	µg/L	—	—	GELC
MT-3	44	04/20/05	WG	F	CS	—	Met	6010	Strontium	—	120	—	—	1	µg/L	—	—	GELC
MT-3	44	06/29/06	WG	UF	CS	—	Met	6010	Strontium	—	104	—	—	1	µg/L	—	—	GELC

Table D-1 (continued)

Location	Depth (ft)	Date	Fid Matrix	Fid Prep	Lab Sample Type	Fid QC	Suite	Method	Analyte	Symbol	Result	1-sigma TPU	MDA	MDL	Units	Lab Qual	Indep Qual	Lab
MT-3	44	09/13/05	WG	UF	CS	—	Met	6010	Strontium	—	134	—	—	1	µg/L	—	—	GELC
MT-3	44	04/20/05	WG	UF	CS	—	Met	6010	Strontium	—	117	—	—	1	µg/L	—	—	GELC
MT-3	44	06/29/06	WG	F	CS	—	Met	6020	Uranium	—	1.1	—	—	0.05	µg/L	—	—	GELC
MT-3	44	09/13/05	WG	F	CS	—	Met	6020	Uranium	—	1.2	—	—	0.05	µg/L	*	—	GELC
MT-3	44	06/29/06	WG	UF	CS	—	Met	6020	Uranium	—	1.4	—	—	0.05	µg/L	—	—	GELC
MT-3	44	09/13/05	WG	UF	CS	—	Met	6020	Uranium	—	1.2	—	—	0.05	µg/L	*	—	GELC
MT-3	44	06/29/06	WG	F	CS	—	Met	6010	Vanadium	—	2.8	—	—	1	µg/L	J	—	GELC
MT-3	44	09/13/05	WG	F	CS	—	Met	6010	Vanadium	—	3.1	—	—	1	µg/L	J	—	GELC
MT-3	44	04/20/05	WG	F	CS	—	Met	6010	Vanadium	<	2.6	—	—	1	µg/L	J	U	GELC
MT-3	44	06/29/06	WG	UF	CS	—	Met	6010	Vanadium	—	7.7	—	—	1	µg/L	—	—	GELC
MT-3	44	09/13/05	WG	UF	CS	—	Met	6010	Vanadium	—	1.5	—	—	1	µg/L	J	—	GELC
MT-3	44	04/20/05	WG	UF	CS	—	Met	6010	Vanadium	<	3.8	—	—	1	µg/L	J	U	GELC
MT-3	44	06/29/06	WG	F	CS	—	Rad	H300	Americium-241	—	0.0494	0.0204	0.0492	—	pCi/L	—	J	GELC
MT-3	44	09/13/05	WG	F	CS	—	Rad	H300	Americium-241	—	0.0942	0.0158	0.0354	—	pCi/L	—	J	GELC

Table D-1 (continued)

Location	Depth (ft)	Date	Fid Matrix	Fid Prep	Lab Sample Type	Fid QC	Suite	Method	Analyte	Symbol	Result	1-sigma TPU	MDA	MDL	Units	Lab Qual	Indep Qual	Lab
MT-3	44	04/20/05	WG	F	CS	—	Rad	H300	Americium-241	—	0.236	0.0287	0.04	—	pCi/L	—	—	GELC
MT-3	44	06/29/06	WG	UF	CS	—	Rad	H300	Americium-241	—	0.0959	0.0223	0.0466	—	pCi/L	—	J	GELC
MT-3	44	09/13/05	WG	UF	CS	—	Rad	H300	Americium-241	—	0.138	0.0204	0.0351	—	pCi/L	—	—	GELC
MT-3	44	04/20/05	WG	UF	CS	—	Rad	H300	Americium-241	—	0.207	0.027	0.039	—	pCi/L	—	J	GELC
MT-3	44	06/29/06	WG	F	CS	—	Rad	901.1	Cesium-137	—	2.26	1.58	3.41	—	pCi/L	U	U	GELC
MT-3	44	09/13/05	WG	F	CS	—	Rad	901.1	Cesium-137	—	-0.677	0.919	3.14	—	pCi/L	U	U	GELC
MT-3	44	04/20/05	WG	F	CS	—	Rad	901.1	Cesium-137	—	2.59	1.27	3.48	—	pCi/L	U	U	GELC
MT-3	44	06/29/06	WG	UF	CS	—	Rad	901.1	Cesium-137	—	1.79	1.42	3.39	—	pCi/L	U	U	GELC
MT-3	44	09/13/05	WG	UF	CS	—	Rad	901.1	Cesium-137	—	1.41	0.666	3.49	—	pCi/L	U	U	GELC
MT-3	44	04/20/05	WG	UF	CS	—	Rad	901.1	Cesium-137	—	-0.0612	0.742	2.63	—	pCi/L	U	U	GELC
MT-3	44	06/29/06	WG	F	CS	—	Rad	901.1	Cobalt-60	—	1.32	1	4.08	—	pCi/L	U	U	GELC
MT-3	44	09/13/05	WG	F	CS	—	Rad	901.1	Cobalt-60	—	1.24	1	4.12	—	pCi/L	U	U	GELC
MT-3	44	04/20/05	WG	F	CS	—	Rad	901.1	Cobalt-60	—	0.517	1.05	3.97	—	pCi/L	U	U	GELC
MT-3	44	06/29/06	WG	UF	CS	—	Rad	901.1	Cobalt-60	—	0.00431	1	3.61	—	pCi/L	U	U	GELC

Table D-1 (continued)

Location	Depth (ft)	Date	Fid Matrix	Fid Prep	Lab Sample Type	Fid QC	Suite	Method	Analyte	Symbol	Result	1-sigma TPU	MDA	MDL	Units	Lab Qual	Indep Qual	Lab
MT-3	44	09/13/05	WG	UF	CS	—	Rad	901.1	Cobalt-60	—	4.29	1.06	4.4	—	pCi/L	U	U	GELC
MT-3	44	04/20/05	WG	UF	CS	—	Rad	901.1	Cobalt-60	—	0.904	0.808	3.17	—	pCi/L	U	U	GELC
MT-3	44	06/29/06	WG	F	CS	—	Rad	900	Gross alpha	—	-0.292	0.243	1.29	—	pCi/L	U	U	GELC
MT-3	44	09/13/05	WG	F	CS	—	Rad	900	Gross alpha	—	1.14	0.646	2.41	—	pCi/L	U	U	GELC
MT-3	44	04/20/05	WG	F	CS	—	Rad	900	Gross alpha	—	2.89	0.631	1.48	—	pCi/L	—	J	GELC
MT-3	44	06/29/06	WG	UF	CS	—	Rad	900	Gross alpha	—	0.717	0.435	1.57	—	pCi/L	U	U	GELC
MT-3	44	09/13/05	WG	UF	CS	—	Rad	900	Gross alpha	—	1.63	1.01	2.58	—	pCi/L	U	U	GELC
MT-3	44	04/20/05	WG	UF	CS	—	Rad	900	Gross alpha	—	2.06	0.644	2.01	—	pCi/L	—	J	GELC
MT-3	44	06/29/06	WG	F	CS	—	Rad	900	Gross beta	—	17.5	0.954	2.09	—	pCi/L	—	—	GELC
MT-3	44	09/13/05	WG	F	CS	—	Rad	900	Gross beta	—	21.8	1.21	2.58	—	pCi/L	—	—	GELC
MT-3	44	04/20/05	WG	F	CS	—	Rad	900	Gross beta	—	28.8	0.954	1.27	—	pCi/L	—	—	GELC
MT-3	44	06/29/06	WG	UF	CS	—	Rad	900	Gross beta	—	21.2	1.05	2.21	—	pCi/L	—	—	GELC
MT-3	44	09/13/05	WG	UF	CS	—	Rad	900	Gross beta	—	24.6	1.8	3.08	—	pCi/L	—	—	GELC
MT-3	44	04/20/05	WG	UF	CS	—	Rad	900	Gross beta	—	29.8	0.999	1.37	—	pCi/L	—	J	GELC

Table D-1 (continued)

Location	Depth (ft)	Date	Fid Matrix	Fid Prep	Lab Sample Type	Fid QC	Suite	Method	Analyte	Symbol	Result	1-sigma TPU	MDA	MDL	Units	Lab Qual	Indep Qual	Lab
MT-3	44	06/29/06	WG	F	CS	—	Rad	901.1	Gross gamma	—	114	86.2	293	—	pCi/L	U	U	GELC
MT-3	44	09/13/05	WG	F	CS	—	Rad	901.1	Gross gamma	—	50.5	66.9	235	—	pCi/L	U	U	GELC
MT-3	44	04/20/05	WG	F	CS	—	Rad	901.1	Gross gamma	—	143	125	344	—	pCi/L	U	U	GELC
MT-3	44	06/29/06	WG	UF	CS	—	Rad	901.1	Gross gamma	—	131	141	432	—	pCi/L	U	U	GELC
MT-3	44	09/13/05	WG	UF	CS	—	Rad	901.1	Gross gamma	—	78.5	85.4	202	—	pCi/L	U	U	GELC
MT-3	44	04/20/05	WG	UF	CS	—	Rad	901.1	Gross gamma	—	114	122	246	—	pCi/L	U	U	GELC
MT-3	44	06/29/06	WG	F	CS	—	Rad	901.1	Neptunium-237	—	14.5	11.9	26.9	—	pCi/L	U	U	GELC
MT-3	44	09/13/05	WG	F	CS	—	Rad	901.1	Neptunium-237	—	-2.93	7.54	25.2	—	pCi/L	U	U	GELC
MT-3	44	04/20/05	WG	F	CS	—	Rad	901.1	Neptunium-237	—	-6.51	9.11	27.1	—	pCi/L	U	U	GELC
MT-3	44	06/29/06	WG	UF	CS	—	Rad	901.1	Neptunium-237	—	8.5	9.94	28.4	—	pCi/L	U	U	GELC
MT-3	44	09/13/05	WG	UF	CS	—	Rad	901.1	Neptunium-237	—	7.21	6.51	23.5	—	pCi/L	U	U	GELC
MT-3	44	04/20/05	WG	UF	CS	—	Rad	901.1	Neptunium-237	—	0.674	7.26	23.4	—	pCi/L	U	U	GELC
MT-3	44	06/29/06	WG	F	CS	—	Rad	H300	Plutonium-238	—	0.0106	0.00614	0.017	—	pCi/L	U	U	GELC
MT-3	44	09/13/05	WG	F	CS	—	Rad	H300	Plutonium-238	—	-0.0125	0.0106	0.0431	—	pCi/L	U	U	GELC

Table D-1 (continued)

Location	Depth (ft)	Date	Fid Matrix	Fid Prep	Lab Sample Type	Fid QC	Suite	Method	Analyte	Symbol	Result	1-sigma TPU	MDA	MDL	Units	Lab Qual	Indep Qual	Lab
MT-3	44	04/20/05	WG	F	CS	—	Rad	H300	Plutonium-238	—	0.0102	0.0106	0.042	—	pCi/L	U	U	GELC
MT-3	44	06/29/06	WG	UF	CS	—	Rad	H300	Plutonium-238	—	0.0084	0.00487	0.027	—	pCi/L	U	U	GELC
MT-3	44	09/13/05	WG	UF	CS	—	Rad	H300	Plutonium-238	—	0.00399	0.0109	0.0414	—	pCi/L	U	U	GELC
MT-3	44	04/20/05	WG	UF	CS	—	Rad	H300	Plutonium-238	—	0.0124	0.00777	0.043	—	pCi/L	U	U	GELC
MT-3	44	06/29/06	WG	F	CS	—	Rad	H300	Plutonium-239/240	—	0.00353	0.00559	0.02	—	pCi/L	U	U	GELC
MT-3	44	09/13/05	WG	F	CS	—	Rad	H300	Plutonium-239/240	—	-0.0083	0.00881	0.0364	—	pCi/L	U	U	GELC
MT-3	44	04/20/05	WG	F	CS	—	Rad	H300	Plutonium-239/240	—	-0.00204	0.00841	0.036	—	pCi/L	U	U	GELC
MT-3	44	06/29/06	WG	UF	CS	—	Rad	H300	Plutonium-239/240	—	0.0084	0.00486	0.031	—	pCi/L	U	U	GELC
MT-3	44	09/13/05	WG	UF	CS	—	Rad	H300	Plutonium-239/240	—	0.00599	0.00773	0.035	—	pCi/L	U	U	GELC
MT-3	44	04/20/05	WG	UF	CS	—	Rad	H300	Plutonium-239/240	—	0.0207	0.0066	0.036	—	pCi/L	U	U	GELC
MT-3	44	06/29/06	WG	F	CS	—	Rad	901.1	Potassium-40	—	24.2	17.2	34.1	—	pCi/L	U	U	GELC
MT-3	44	09/13/05	WG	F	CS	—	Rad	901.1	Potassium-40	—	45.7	13.6	58.2	—	pCi/L	U	U	GELC
MT-3	44	04/20/05	WG	F	CS	—	Rad	901.1	Potassium-40	—	57.9	12.6	55.3	—	pCi/L	UI	R	GELC
MT-3	44	06/29/06	WG	UF	CS	—	Rad	901.1	Potassium-40	—	12.1	10.6	41.8	—	pCi/L	U	U	GELC

Table D-1 (continued)

Location	Depth (ft)	Date	Fid Matrix	Fid Prep	Lab Sample Type	Fid QC	Suite	Method	Analyte	Symbol	Result	1-sigma TPU	MDA	MDL	Units	Lab Qual	Indep Qual	Lab
MT-3	44	09/13/05	WG	UF	CS	—	Rad	901.1	Potassium-40	—	36.2	11.6	50.4	—	pCi/L	U	U	GELC
MT-3	44	04/20/05	WG	UF	CS	—	Rad	901.1	Potassium-40	—	11.6	18.5	31.3	—	pCi/L	U	U	GELC
MT-3	44	06/29/06	WG	F	CS	—	Rad	901.1	Sodium-22	—	3.18	1.02	4.52	—	pCi/L	U	U	GELC
MT-3	44	09/13/05	WG	F	CS	—	Rad	901.1	Sodium-22	—	1.47	1.87	3.2	—	pCi/L	U	U	GELC
MT-3	44	04/20/05	WG	F	CS	—	Rad	901.1	Sodium-22	—	2.64	1.89	3.14	—	pCi/L	U	U	GELC
MT-3	44	06/29/06	WG	UF	CS	—	Rad	901.1	Sodium-22	—	3.16	1.05	4.45	—	pCi/L	U	U	GELC
MT-3	44	09/13/05	WG	UF	CS	—	Rad	901.1	Sodium-22	—	2.53	1.23	5.03	—	pCi/L	U	U	GELC
MT-3	44	04/20/05	WG	UF	CS	—	Rad	901.1	Sodium-22	—	1.27	0.933	3.31	—	pCi/L	U	U	GELC
MT-3	44	06/29/06	WG	F	CS	—	Rad	905.0	Strontium-90	—	-0.0185	0.0597	0.281	—	pCi/L	U	U	GELC
MT-3	44	09/13/05	WG	F	CS	—	Rad	905.0	Strontium-90	—	-0.0503	0.0418	0.207	—	pCi/L	U	U	GELC
MT-3	44	04/20/05	WG	F	CS	—	Rad	905.0	Strontium-90	—	0.063	0.0665	0.238	—	pCi/L	U	U	GELC
MT-3	44	06/29/06	WG	UF	CS	—	Rad	905.0	Strontium-90	—	-0.0773	0.0508	0.257	—	pCi/L	U	U	GELC
MT-3	44	09/13/05	WG	UF	CS	—	Rad	905.0	Strontium-90	—	-0.0152	0.0451	0.209	—	pCi/L	U	U	GELC
MT-3	44	04/20/05	WG	UF	CS	—	Rad	905.0	Strontium-90	—	0.0592	0.0593	0.213	—	pCi/L	U	U	GELC

Table D-1 (continued)

Location	Depth (ft)	Date	Fid Matrix	Fid Prep	Lab Sample Type	Fid QC	Suite	Method	Analyte	Symbol	Result	1-sigma TPU	MDA	MDL	Units	Lab Qual	Indep Qual	Lab
MT-3	44	06/29/06	WG	UF	CS	—	Rad	906.0	Tritium	—	2600	94.1	170	—	pCi/L	—	—	GELC
MT-3	44	09/13/05	WG	UF	CS	—	Rad	906.0	Tritium	—	3680	134	231	—	pCi/L	—	—	GELC
MT-3	44	04/20/05	WG	UF	CS	—	Rad	906.0	Tritium	—	6030	160	208	—	pCi/L	—	—	GELC
MT-3	44	04/20/05	WG	UF	CS	—	Rad	LLEE	Tritium	—	6287.01 7	207.545	—	0.28737	pCi/L	—	—	UMTL
MT-3	44	06/29/06	WG	F	CS	—	Rad	H300	Uranium-234	—	0.422	0.0498	0.0734	—	pCi/L	—	—	GELC
MT-3	44	09/13/05	WG	F	CS	—	Rad	H300	Uranium-234	—	0.533	0.0488	0.0918	—	pCi/L	—	—	GELC
MT-3	44	04/20/05	WG	F	CS	—	Rad	H300	Uranium-234	—	0.571	0.0531	0.124	—	pCi/L	—	—	GELC
MT-3	44	06/29/06	WG	UF	CS	—	Rad	H300	Uranium-234	—	0.411	0.0555	0.0963	—	pCi/L	—	—	GELC
MT-3	44	09/13/05	WG	UF	CS	—	Rad	H300	Uranium-234	—	0.45	0.042	0.0847	—	pCi/L	—	—	GELC
MT-3	44	04/20/05	WG	UF	CS	—	Rad	H300	Uranium-234	—	0.0315	0.0166	0.16	—	pCi/L	U	U	GELC
MT-3	44	06/29/06	WG	F	CS	—	Rad	H300	Uranium-235/236	—	0.00435	0.00973	0.0619	—	pCi/L	U	U	GELC
MT-3	44	09/13/05	WG	F	CS	—	Rad	H300	Uranium-235/236	—	0.0409	0.0136	0.0691	—	pCi/L	U	U	GELC
MT-3	44	04/20/05	WG	F	CS	—	Rad	H300	Uranium-235/236	—	0.0859	0.0207	0.076	—	pCi/L	—	J	GELC
MT-3	44	06/29/06	WG	UF	CS	—	Rad	H300	Uranium-235/236	—	0.0342	0.0215	0.0812	—	pCi/L	U	U	GELC

Table D-1 (continued)

Location	Depth (ft)	Date	Fid Matrix	Fid Prep	Lab Sample Type	Fid QC	Suite	Method	Analyte	Symbol	Result	1-sigma TPU	MDA	MDL	Units	Lab Qual	Indep Qual	Lab
MT-3	44	09/13/05	WG	UF	CS	—	Rad	H300	Uranium-235/236	—	0.0583	0.0152	0.0638	—	pCi/L	U	U	GELC
MT-3	44	04/20/05	WG	UF	CS	—	Rad	H300	Uranium-235/236	—	0.0473	0.0205	0.098	—	pCi/L	U	U	GELC
MT-3	44	06/29/06	WG	F	CS	—	Rad	H300	Uranium-238	—	0.317	0.0435	0.0781	—	pCi/L	—	—	GELC
MT-3	44	09/13/05	WG	F	CS	—	Rad	H300	Uranium-238	—	0.413	0.0409	0.065	—	pCi/L	—	—	GELC
MT-3	44	04/20/05	WG	F	CS	—	Rad	H300	Uranium-238	—	0.477	0.0483	0.088	—	pCi/L	—	—	GELC
MT-3	44	06/29/06	WG	UF	CS	—	Rad	H300	Uranium-238	—	0.443	0.0552	0.102	—	pCi/L	—	—	GELC
MT-3	44	09/13/05	WG	UF	CS	—	Rad	H300	Uranium-238	—	0.391	0.0388	0.06	—	pCi/L	—	—	GELC
MT-3	44	04/20/05	WG	UF	CS	—	Rad	H300	Uranium-238	—	0.0472	0.0158	0.113	—	pCi/L	U	U	GELC
MT-3	44	06/29/06	WG	UF	CS	FTB	Voa	8260	Acetone	—	1.61	—	—	1.25	µg/L	J	J	GELC
MT-3	44	06/29/06	WG	UF	CS	—	Voa	8260	Acetone	<	1.96	—	—	1.25	µg/L	J	J, U	GELC
MT-3	44	09/13/05	WG	UF	CS	—	Voa	8260	Acetone	—	2.9	—	—	—	µg/L	J	—	GELC
MT-3	44	04/20/05	WG	UF	CS	FTB	Voa	8260	Acetone	<	5	—	—	—	µg/L	U	—	GELC
MT-3	44	04/20/05	WG	UF	CS	—	Voa	8260	Acetone	<	5	—	—	—	µg/L	U	—	GELC
MT-3	44	03/25/02	WG	UF	CS	—	Voa	8260	Acetone	—	3.4	—	—	—	µg/L	BJ	—	GELC

Table D-1 (continued)

Location	Depth (ft)	Date	Fid Matrix	Fid Prep	Lab Sample Type	Fid QC	Suite	Method	Analyte	Symbol	Result	1-sigma TPU	MDA	MDL	Units	Lab Qual	Indep Qual	Lab
MT-3	44	03/25/02	WG	UF	CS	FTB	Voa	8260	Acetone	<	5	—	—	—	µg/L	U	—	GELC
Mortanda below Effluent Canyon	—	06/28/06	WP	F	CS	—	Inorg	310.1	Alkalinity-CO3+HCO3	—	168	—	—	0.725	mg/L	—	—	GELC
Mortanda below Effluent Canyon	—	04/29/05	WS	F	CS	—	Inorg	310.1	Alkalinity-CO3+HCO3	—	61.7	—	—	1.45	mg/L	—	—	GELC
Mortanda below Effluent Canyon	—	06/09/04	WS	F	CS	—	Inorg	310.1	Alkalinity-CO3+HCO3	—	93.6	—	—	1.45	mg/L	—	—	GELC
Mortanda below Effluent Canyon	—	07/30/03	WS	F	CS	FD	Inorg	310.1	Alkalinity-CO3+HCO3	—	133	—	—	1.45	mg/L	—	—	GELC
Mortanda below Effluent Canyon	—	07/30/03	WS	F	CS	—	Inorg	310.1	Alkalinity-CO3+HCO3	—	237	—	—	1.45	mg/L	—	—	GELC
Mortanda below Effluent Canyon	—	06/28/06	WP	UF	CS	—	Inorg	310.1	Alkalinity-CO3+HCO3	—	167	—	—	0.725	mg/L	—	—	GELC
Mortanda below Effluent Canyon	—	04/29/05	WS	UF	CS	—	Inorg	310.1	Alkalinity-CO3+HCO3	—	74.4	—	—	1.45	mg/L	—	—	GELC
Mortanda below Effluent	—	06/28/06	WP	F	CS	—	Inorg	300	Bromide	—	0.182	—	—	0.066	mg/L	J	—	GELC

Table D-1 (continued)

Location	Depth (ft)	Date	Fid Matrix	Fid Prep	Lab Sample Type	Fid QC	Suite	Method	Analyte	Symbol	Result	1-sigma TPU	MDA	MDL	Units	Lab Qual	Indep Qual	Lab
Canyon																		
Mortanda below Effluent Canyon	—	04/29/05	WS	F	CS	—	Inorg	300	Bromide	<	0.041	—	—	0.041	mg/L	U	—	GELC
Mortanda below Effluent Canyon	—	06/28/06	WP	UF	CS	—	Inorg	300	Bromide	>	0.066	—	—	0.066	mg/L	U	—	GELC
Mortanda below Effluent Canyon	—	04/29/05	WS	UF	CS	—	Inorg	300	Bromide	<	0.041	—	—	0.041	mg/L	U	—	GELC
Mortanda below Effluent Canyon	—	06/28/06	WP	F	CS	—	Inorg	6010	Calcium	—	21.8	—	—	0.036	mg/L	—	—	GELC
Mortanda below Effluent Canyon	—	04/29/05	WS	F	CS	—	Inorg	200.7	Calcium	—	14.7	—	—	0.036	mg/L	—	—	GELC
Mortanda below Effluent Canyon	—	06/09/04	WS	F	CS	—	Inorg	200.7	Calcium	—	7.56	—	—	0.00823	mg/L	—	—	GELC
Mortanda below Effluent Canyon	—	07/30/03	WS	F	CS	FD	Inorg	200.7	Calcium	—	32.4	—	—	0.00823	mg/L	—	—	GELC
Mortanda below Effluent	—	07/30/03	WS	F	CS	—	Inorg	200.7	Calcium	—	32.6	—	—	0.00823	mg/L	—	—	GELC

Table D-1 (continued)

Location	Depth (ft)	Date	Fid Matrix	Fid Prep	Lab Sample Type	Fid QC	Suite	Method	Analyte	Symbol	Result	1-sigma TPU	MDA	MDL	Units	Lab Qual	Indep Qual	Lab
Canyon																		
Mortanda below Effluent Canyon	—	06/28/06	WP	UF	CS	—	Inorg	6010	Calcium	—	23.1	—	—	0.036	mg/L	—	—	GELC
Mortanda below Effluent Canyon	—	04/29/05	WS	UF	CS	—	Inorg	200.7	Calcium	—	15	—	—	0.036	mg/L	—	—	GELC
Mortanda below Effluent Canyon	—	06/28/06	WP	F	CS	—	Inorg	300	Chloride	—	15.7	—	—	0.066	mg/L	—	—	GELC
Mortanda below Effluent Canyon	—	04/29/05	WS	F	CS	—	Inorg	300	Chloride	—	34.6	—	—	0.265	mg/L	—	—	GELC
Mortanda below Effluent Canyon	—	06/09/04	WS	F	CS	—	Inorg	300	Chloride	—	10.6	—	—	0.0322	mg/L	—	—	GELC
Mortanda below Effluent Canyon	—	07/30/03	WS	F	CS	FD	Inorg	300	Chloride	—	10.4	—	—	0.0322	mg/L	—	—	GELC
Mortanda below Effluent Canyon	—	07/30/03	WS	F	CS	—	Inorg	300	Chloride	—	10.3	—	—	0.0322	mg/L	—	—	GELC
Mortanda below Effluent	—	06/28/06	WP	UF	CS	—	Inorg	300	Chloride	—	15.7	—	—	0.066	mg/L	—	—	GELC

Table D-1 (continued)

Location	Depth (ft)	Date	Fid Matrix	Fid Prep	Lab Sample Type	Fid QC	Suite	Method	Analyte	Symbol	Result	1-sigma TPU	MDA	MDL	Units	Lab Qual	Indep Qual	Lab
Canyon																		
Mortanda below Effluent Canyon	—	04/29/05	WS	UF	CS	—	Inorg	300	Chloride	—	34	—	—	0.265	mg/L	—	—	GELC
Mortanda below Effluent Canyon	—	06/28/06	WP	F	CS	—	Inorg	300	Fluoride	—	0.389	—	—	0.033	mg/L	—	—	GELC
Mortanda below Effluent Canyon	—	04/29/05	WS	F	CS	—	Inorg	300	Fluoride	—	0.308	—	—	0.03	mg/L	—	J+	GELC
Mortanda below Effluent Canyon	—	06/09/04	WS	F	CS	—	Inorg	300	Fluoride	—	0.435	—	—	0.0553	mg/L	—	—	GELC
Mortanda below Effluent Canyon	—	07/30/03	WS	F	CS	FD	Inorg	300	Fluoride	—	0.362	—	—	0.0553	mg/L	—	—	GELC
Mortanda below Effluent Canyon	—	07/30/03	WS	F	CS	—	Inorg	300	Fluoride	—	0.363	—	—	0.0553	mg/L	—	—	GELC
Mortanda below Effluent Canyon	—	06/28/06	WP	UF	CS	—	Inorg	300	Fluoride	—	0.364	—	—	0.033	mg/L	—	—	GELC
Mortanda below Effluent	—	04/29/05	WS	UF	CS	—	Inorg	300	Fluoride	—	0.314	—	—	0.03	mg/L	—	J+	GELC

Table D-1 (continued)

Location	Depth (ft)	Date	Fid Matrix	Fid Prep	Lab Sample Type	Fid QC	Suite	Method	Analyte	Symbol	Result	1-sigma TPU	MDA	MDL	Units	Lab Qual	Indep Qual	Lab
Canyon																		
Mortanda below Effluent Canyon	—	06/28/06	WP	F	CS	—	Inorg	A2340	Hardness	—	66.6	—	—	0.085	mg/L	—	—	GELC
Mortanda below Effluent Canyon	—	04/29/05	WS	F	CS	—	Inorg	A2340	Hardness	—	49.2	—	—	0.085	mg/L	—	—	GELC
Mortanda below Effluent Canyon	—	06/09/04	WS	F	CS	—	Inorg	200.7	Hardness	—	24	—	—	0.00823	mg/L	—	—	GELC
Mortanda below Effluent Canyon	—	07/30/03	WS	F	CS	FD	Inorg	200.7	Hardness	—	99.7	—	—	0.00823	mg/L	—	—	GELC
Mortanda below Effluent Canyon	—	07/30/03	WS	F	CS	—	Inorg	200.7	Hardness	—	100	—	—	0.00823	mg/L	—	—	GELC
Mortanda below Effluent Canyon	—	06/28/06	WP	UF	CS	—	Inorg	A2340	Hardness	—	71.2	—	—	0.085	mg/L	—	—	GELC
Mortanda below Effluent Canyon	—	04/29/05	WS	UF	CS	—	Inorg	A2340	Hardness	—	51.1	—	—	0.085	mg/L	—	—	GELC
Mortanda below Effluent	—	06/28/06	WP	F	CS	—	Inorg	6010	Magnesium	—	2.95	—	—	0.085	mg/L	—	—	GELC

Table D-1 (continued)

Location	Depth (ft)	Date	Fid Matrix	Fid Prep	Lab Sample Type	Fid QC	Suite	Method	Analyte	Symbol	Result	1-sigma TPU	MDA	MDL	Units	Lab Qual	Indep Qual	Lab
Canyon																		
Mortanda below Effluent Canyon	—	04/29/05	WS	F	CS	—	Inorg	200.7	Magnesium	—	3.06	—	—	0.085	mg/L	—	—	GELC
Mortanda below Effluent Canyon	—	06/09/04	WS	F	CS	—	Inorg	200.7	Magnesium	—	1.23	—	—	0.00332	mg/L	—	—	GELC
Mortanda below Effluent Canyon	—	07/30/03	WS	F	CS	FD	Inorg	200.7	Magnesium	—	4.59	—	—	0.00332	mg/L	N*	J-	GELC
Mortanda below Effluent Canyon	—	07/30/03	WS	F	CS	—	Inorg	200.7	Magnesium	—	4.62	—	—	0.00332	mg/L	N*	J-	GELC
Mortanda below Effluent Canyon	—	06/28/06	WP	UF	CS	—	Inorg	6010	Magnesium	—	3.26	—	—	0.085	mg/L	—	—	GELC
Mortanda below Effluent Canyon	—	04/29/05	WS	UF	CS	—	Inorg	200.7	Magnesium	—	3.29	—	—	0.085	mg/L	—	—	GELC
Mortanda below Effluent Canyon	—	06/28/06	WP	F	CS	—	Inorg	353.1	Nitrate-Nitrite as N	—	3.49	—	—	0.014	mg/L	—	—	GELC
Mortanda below Effluent	—	04/29/05	WS	F	CS	—	Inorg	353.1	Nitrate-Nitrite as N	—	0.204	—	—	0.003	mg/L	—	—	GELC

Table D-1 (continued)

Location	Depth (ft)	Date	Fid Matrix	Fid Prep	Lab Sample Type	Fid QC	Suite	Method	Analyte	Symbol	Result	1-sigma TPU	MDA	MDL	Units	Lab Qual	Indep Qual	Lab
Canyon																		
Mortanda below Effluent Canyon	—	06/09/04	WS	F	CS	—	Inorg	353.1	Nitrate-Nitrite as N	—	13.5	—	—	0.1	mg/L	—	J-	GELC
Mortanda below Effluent Canyon	—	07/30/03	WS	F	CS	FD	Inorg	353.1	Nitrate-Nitrite as N	—	1.54	—	—	0.01	mg/L	—	—	GELC
Mortanda below Effluent Canyon	—	07/30/03	WS	F	CS	—	Inorg	353.1	Nitrate-Nitrite as N	—	1.54	—	—	0.01	mg/L	—	—	GELC
Mortanda below Effluent Canyon	—	06/28/06	WP	UF	CS	—	Inorg	353.1	Nitrate-Nitrite as N	—	3.54	—	—	0.014	mg/L	—	—	GELC
Mortanda below Effluent Canyon	—	04/29/05	WS	UF	CS	—	Inorg	353.1	Nitrate-Nitrite as N	—	0.163	—	—	0.003	mg/L	—	J-	GELC
Mortanda below Effluent Canyon	—	06/28/06	WP	F	CS	—	Inorg	314.0	Perchlorate	<	4	—	—	4	µg/L	U	—	GELC
Mortanda below Effluent Canyon	—	06/28/06	WP	F	CS	—	Inorg	6850	Perchlorate	—	0.215	—	—	0.05	µg/L	—	—	GELC
Mortanda below Effluent	—	04/29/05	WS	F	CS	—	Inorg	314.0	Perchlorate	<	4	—	—	4	µg/L	U	—	GELC

Table D-1 (continued)

Location	Depth (ft)	Date	Fid Matrix	Fid Prep	Lab Sample Type	Fid QC	Suite	Method	Analyte	Symbol	Result	1-sigma TPU	MDA	MDL	Units	Lab Qual	Indep Qual	Lab
Canyon																		
Mortanda below Effluent Canyon	—	04/29/05	WS	F	CS	—	Inorg	6850	Perchlorate	—	0.488	—	—	0.05	µg/L	—	J	GELC
Mortanda below Effluent Canyon	—	06/09/04	WS	UF	CS	—	Inorg	314.0	Perchlorate	<	4	—	—	4	µg/L	U	—	GELC
Mortanda below Effluent Canyon	—	06/09/04	WS	UF	CS	—	Inorg	6850	Perchlorate	—	0.507	—	—	0.05	µg/L	—	—	GELC
Mortanda below Effluent Canyon	—	07/30/03	WS	UF	CS	FD	Inorg	314.0	Perchlorate	<	0.989	—	—	0.989	µg/L	U	—	GELC
Mortanda below Effluent Canyon	—	07/30/03	WS	UF	CS	—	Inorg	314.0	Perchlorate	<	0.989	—	—	0.989	µg/L	U	—	GELC
Mortanda below Effluent Canyon	—	05/28/02	WS	UF	CS	FD	Inorg	314.0	Perchlorate	<	1.45	—	—	1.45	µg/L	U	—	GELC
Mortanda below Effluent Canyon	—	05/28/02	WS	UF	CS	—	Inorg	314.0	Perchlorate	<	1.45	—	—	1.45	µg/L	U	—	GELC
Mortanda below Effluent	—	06/28/06	WP	F	CS	—	Inorg	6010	Potassium	—	7.46	—	—	0.05	mg/L	—	—	GELC

Table D-1 (continued)

Location	Depth (ft)	Date	Fid Matrix	Fid Prep	Lab Sample Type	Fid QC	Suite	Method	Analyte	Symbol	Result	1-sigma TPU	MDA	MDL	Units	Lab Qual	Indep Qual	Lab
Canyon																		
Mortanda below Effluent Canyon	—	04/29/05	WS	F	CS	—	Inorg	200.7	Potassium	—	7.25	—	—	0.05	mg/L	—	—	GELC
Mortanda below Effluent Canyon	—	06/09/04	WS	F	CS	—	Inorg	200.7	Potassium	—	6.64	—	—	0.0372	mg/L	—	—	GELC
Mortanda below Effluent Canyon	—	07/30/03	WS	F	CS	FD	Inorg	200.7	Potassium	—	8.08	—	—	0.0372	mg/L	—	—	GELC
Mortanda below Effluent Canyon	—	07/30/03	WS	F	CS	—	Inorg	200.7	Potassium	—	8.1	—	—	0.0372	mg/L	—	—	GELC
Mortanda below Effluent Canyon	—	06/28/06	WP	UF	CS	—	Inorg	6010	Potassium	—	8.01	—	—	0.05	mg/L	—	—	GELC
Mortanda below Effluent Canyon	—	04/29/05	WS	UF	CS	—	Inorg	200.7	Potassium	—	7.63	—	—	0.05	mg/L	—	—	GELC
Mortanda below Effluent Canyon	—	06/28/06	WP	F	CS	—	Inorg	6010	Silicon Dioxide	—	35.9	—	—	0.032	mg/L	—	J	GELC
Mortanda below Effluent	—	04/29/05	WS	F	CS	—	Inorg	200.7	Silicon Dioxide	—	43.5	—	—	0.032	mg/L	—	—	GELC

Table D-1 (continued)

Location	Depth (ft)	Date	Fid Matrix	Fid Prep	Lab Sample Type	Fid QC	Suite	Method	Analyte	Symbol	Result	1-sigma TPU	MDA	MDL	Units	Lab Qual	Indep Qual	Lab
Canyon																		
Mortanda below Effluent Canyon	—	06/09/04	WS	F	CS	—	Inorg	200.7	Silicon Dioxide	—	14.6	—	—	0.0122	mg/L	—	—	GELC
Mortanda below Effluent Canyon	—	07/30/03	WS	F	CS	FD	Inorg	200.7	Silicon Dioxide	—	51.7	—	—	0.0122	mg/L	—	—	GELC
Mortanda below Effluent Canyon	—	07/30/03	WS	F	CS	—	Inorg	200.7	Silicon Dioxide	—	52	—	—	0.0122	mg/L	—	—	GELC
Mortanda below Effluent Canyon	—	06/28/06	WP	UF	CS	—	Inorg	6010	Silicon Dioxide	—	43.8	—	—	0.032	mg/L	—	J	GELC
Mortanda below Effluent Canyon	—	04/29/05	WS	UF	CS	—	Inorg	200.7	Silicon Dioxide	—	50.4	—	—	0.032	mg/L	—	J	GELC
Mortanda below Effluent Canyon	—	06/28/06	WP	F	CS	—	Inorg	6010	Sodium	—	65.7	—	—	0.045	mg/L	—	—	GELC
Mortanda below Effluent Canyon	—	04/29/05	WS	F	CS	—	Inorg	200.7	Sodium	—	36.8	—	—	0.045	mg/L	—	—	GELC
Mortanda below Effluent	—	06/09/04	WS	F	CS	—	Inorg	200.7	Sodium	—	68.4	—	—	0.02	mg/L	—	—	GELC

Table D-1 (continued)

Location	Depth (ft)	Date	Fid Matrix	Fid Prep	Lab Sample Type	Fid QC	Suite	Method	Analyte	Symbol	Result	1-sigma TPU	MDA	MDL	Units	Lab Qual	Indep Qual	Lab
Canyon																		
Mortanda below Effluent Canyon	—	07/30/03	WS	F	CS	FD	Inorg	200.7	Sodium	—	54	—	—	0.02	mg/L	—	—	GELC
Mortanda below Effluent Canyon	—	07/30/03	WS	F	CS	—	Inorg	200.7	Sodium	—	54.3	—	—	0.02	mg/L	—	—	GELC
Mortanda below Effluent Canyon	—	06/28/06	WP	UF	CS	—	Inorg	6010	Sodium	—	67.8	—	—	0.045	mg/L	—	—	GELC
Mortanda below Effluent Canyon	—	04/29/05	WS	UF	CS	—	Inorg	200.7	Sodium	—	38	—	—	0.045	mg/L	—	—	GELC
Mortanda below Effluent Canyon	—	06/28/06	WP	F	CS	—	Inorg	120.1	Specific Conductance	—	432	—	—	1	uS/cm	—	—	GELC
Mortanda below Effluent Canyon	—	04/29/05	WS	F	CS	—	Inorg	9050	Specific Conductance	—	279	—	—	1	uS/cm	—	—	GELC
Mortanda below Effluent Canyon	—	06/09/04	WS	F	CS	—	Inorg	9050	Specific Conductance	—	329	—	—	1	uS/cm	—	—	GELC
Mortanda below Effluent	—	07/30/03	WS	F	CS	FD	Inorg	9050	Specific Conductance	—	442	—	—	1	uS/cm	—	—	GELC

Table D-1 (continued)

Location	Depth (ft)	Date	Fid Matrix	Fid Prep	Lab Sample Type	Fid QC	Suite	Method	Analyte	Symbol	Result	1-sigma TPU	MDA	MDL	Units	Lab Qual	Indep Qual	Lab
Canyon																		
Mortanda below Effluent Canyon	—	07/30/03	WS	F	CS	—	Inorg	9050	Specific Conductance	—	447	—	—	1	uS/cm	—	—	GELC
Mortanda below Effluent Canyon	—	06/28/06	WP	UF	CS	—	Inorg	120.1	Specific Conductance	—	430	—	—	1	uS/cm	—	—	GELC
Mortanda below Effluent Canyon	—	04/29/05	WS	UF	CS	—	Inorg	9050	Specific Conductance	—	286	—	—	1	uS/cm	—	—	GELC
Mortanda below Effluent Canyon	—	06/28/06	WP	F	CS	—	Inorg	300	Sulfate	—	10.1	—	—	0.1	mg/L	—	—	GELC
Mortanda below Effluent Canyon	—	04/29/05	WS	F	CS	—	Inorg	300	Sulfate	—	10.5	—	—	0.057	mg/L	—	—	GELC
Mortanda below Effluent Canyon	—	06/09/04	WS	F	CS	—	Inorg	300	Sulfate	—	9.7	—	—	0.193	mg/L	—	—	GELC
Mortanda below Effluent Canyon	—	07/30/03	WS	F	CS	FD	Inorg	300	Sulfate	—	52.5	—	—	0.386	mg/L	—	—	GELC
Mortanda below Effluent	—	07/30/03	WS	F	CS	—	Inorg	300	Sulfate	—	51.3	—	—	0.386	mg/L	—	—	GELC

Table D-1 (continued)

Location	Depth (ft)	Date	Fid Matrix	Fid Prep	Lab Sample Type	Fid QC	Suite	Method	Analyte	Symbol	Result	1-sigma TPU	MDA	MDL	Units	Lab Qual	Indep Qual	Lab
Canyon																		
Mortanda below Effluent Canyon	—	06/28/06	WP	UF	CS	—	Inorg	300	Sulfate	—	10	—	—	0.1	mg/L	—	—	GELC
Mortanda below Effluent Canyon	—	04/29/05	WS	UF	CS	—	Inorg	300	Sulfate	—	10.6	—	—	0.057	mg/L	—	—	GELC
Mortanda below Effluent Canyon	—	06/28/06	WP	UF	CS	—	Inorg	160.2	Suspended Sediment Concentration	—	6	—	—	2.85	mg/L	J	—	GELC
Mortanda below Effluent Canyon	—	04/29/05	WS	UF	CS	—	Inorg	160.2	Suspended Sediment Concentration	—	32.4	—	—	2.28	mg/L	—	—	GELC
Mortanda below Effluent Canyon	—	06/28/06	WP	F	CS	—	Inorg	160.1	Total Dissolved Solids	—	296	—	—	2.38	mg/L	—	—	GELC
Mortanda below Effluent Canyon	—	04/29/05	WS	F	CS	—	Inorg	160.1	Total Dissolved Solids	—	236	—	—	2.38	mg/L	—	—	GELC
Mortanda below Effluent Canyon	—	06/09/04	WS	F	CS	—	Inorg	160.1	Total Dissolved Solids	—	211	—	—	3.07	mg/L	—	—	GELC
Mortanda below Effluent	—	07/30/03	WS	F	CS	FD	Inorg	160.1	Total Dissolved Solids	—	315	—	—	3.07	mg/L	—	—	GELC

Table D-1 (continued)

Location	Depth (ft)	Date	Fid Matrix	Fid Prep	Lab Sample Type	Fid QC	Suite	Method	Analyte	Symbol	Result	1-sigma TPU	MDA	MDL	Units	Lab Qual	Indep Qual	Lab
Canyon																		
Mortanda below Effluent Canyon	—	07/30/03	WS	F	CS	—	Inorg	160.1	Total Dissolved Solids	—	314	—	—	3.07	mg/L	—	—	GELC
Mortanda below Effluent Canyon	—	06/28/06	WP	UF	CS	—	Inorg	160.1	Total Dissolved Solids	—	297	—	—	2.38	mg/L	—	—	GELC
Mortanda below Effluent Canyon	—	04/29/05	WS	UF	CS	—	Inorg	160.1	Total Dissolved Solids	—	242	—	—	2.38	mg/L	—	—	GELC
Mortanda below Effluent Canyon	—	06/28/06	WP	F	CS	—	Inorg	351.2	Total Kjeldahl Nitrogen	—	1.02	—	—	0.01	mg/L	—	—	GELC
Mortanda below Effluent Canyon	—	06/28/06	WP	UF	CS	—	Inorg	351.2	Total Kjeldahl Nitrogen	—	1.16	—	—	0.01	mg/L	—	—	GELC
Mortanda below Effluent Canyon	—	04/29/05	WS	UF	CS	—	Inorg	351.2	Total Kjeldahl Nitrogen	—	0.427	—	—	0.01	mg/L	—	JN-	GELC
Mortanda below Effluent Canyon	—	06/28/06	WP	UF	CS	—	Inorg	9060	Total Organic Carbon	—	3.46	—	—	0.33	mg/L	—	—	GELC
Mortanda below Effluent	—	04/29/05	WS	UF	CS	—	Inorg	9060	Total Organic Carbon	—	7.77	—	—	0.074	mg/L	—	—	GELC

Table D-1 (continued)

Location	Depth (ft)	Date	Fid Matrix	Fid Prep	Lab Sample Type	Fid QC	Suite	Method	Analyte	Symbol	Result	1-sigma TPU	MDA	MDL	Units	Lab Qual	Indep Qual	Lab
Canyon																		
Mortanda below Effluent Canyon	—	06/28/06	WP	F	CS	—	Inorg	365.4	Total Phosphate as Phosphorus	<	0.106	—	—	0.01	mg/L	—	U	GELC
Mortanda below Effluent Canyon	—	04/29/05	WS	F	CS	—	Inorg	365.4	Total Phosphate as Phosphorus	<	0.024	—	—	0.01	mg/L	J	U	GELC
Mortanda below Effluent Canyon	—	06/28/06	WP	UF	CS	—	Inorg	365.4	Total Phosphate as Phosphorus	—	0.119	—	—	0.01	mg/L	—	—	GELC
Mortanda below Effluent Canyon	—	06/28/06	WP	F	CS	—	Inorg	150.1	pH	—	7.52	—	—	0.01	SU	H	J	GELC
Mortanda below Effluent Canyon	—	04/29/05	WS	F	CS	—	Inorg	150.1	pH	—	7.51	—	—	0.01	SU	H	J	GELC
Mortanda below Effluent Canyon	—	06/09/04	WS	F	CS	—	Inorg	150.1	pH	—	7.98	—	—	—	SU	H	J	GELC
Mortanda below Effluent Canyon	—	07/30/03	WS	F	CS	FD	Inorg	150.1	pH	—	7.75	—	—	0.01	SU	H	J	GELC
Mortanda below Effluent	—	07/30/03	WS	F	CS	—	Inorg	150.1	pH	—	7.44	—	—	0.01	SU	H	J	GELC

Table D-1 (continued)

Location	Depth (ft)	Date	Fid Matrix	Fid Prep	Lab Sample Type	Fid QC	Suite	Method	Analyte	Symbol	Result	1-sigma TPU	MDA	MDL	Units	Lab Qual	Indep Qual	Lab
Canyon																		
Mortanda below Effluent Canyon	—	07/30/03	WS	F	DUP	—	Inorg	150.1	pH	—	7.44	—	—	0.01	SU	H	—	GELC
Mortanda below Effluent Canyon	—	06/28/06	WP	UF	CS	—	Inorg	150.1	pH	—	7.57	—	—	0.01	SU	H	J	GELC
Mortanda below Effluent Canyon	—	04/29/05	WS	UF	CS	—	Inorg	150.1	pH	—	7.43	—	—	0.01	SU	H	J	GELC
Mortanda below Effluent Canyon	—	06/28/06	WP	F	CS	—	Met	6010	Aluminum	—	1080	—	—	68	µg/L	—	—	GELC
Mortanda below Effluent Canyon	—	04/29/05	WS	F	CS	—	Met	200.7	Aluminum	—	2790	—	—	68	µg/L	*	J	GELC
Mortanda below Effluent Canyon	—	06/09/04	WS	F	CS	—	Met	200.7	Aluminum	—	650	—	—	14.4	µg/L	—	—	GELC
Mortanda below Effluent Canyon	—	07/30/03	WS	F	CS	FD	Met	200.7	Aluminum	—	64.8	—	—	14.4	µg/L	B*	J-	GELC
Mortanda below Effluent	—	07/30/03	WS	F	CS	—	Met	200.7	Aluminum	—	104	—	—	14.4	µg/L	*	J-	GELC

Table D-1 (continued)

Location	Depth (ft)	Date	Fid Matrix	Fid Prep	Lab Sample Type	Fid QC	Suite	Method	Analyte	Symbol	Result	1-sigma TPU	MDA	MDL	Units	Lab Qual	Indep Qual	Lab
Canyon																		
Mortanda below Effluent Canyon	—	06/28/06	WP	UF	CS	—	Met	6010	Aluminum	—	2550	—	—	68	µg/L	—	—	GELC
Mortanda below Effluent Canyon	—	04/29/05	WS	UF	CS	—	Met	200.7	Aluminum	—	4410	—	—	68	µg/L	*	—	GELC
Mortanda below Effluent Canyon	—	06/28/06	WP	F	CS	—	Met	6010	Barium	—	28.3	—	—	1	µg/L	—	—	GELC
Mortanda below Effluent Canyon	—	04/29/05	WS	F	CS	—	Met	200.7	Barium	—	38.6	—	—	1	µg/L	—	—	GELC
Mortanda below Effluent Canyon	—	06/09/04	WS	F	CS	—	Met	200.7	Barium	—	15.4	—	—	0.301	µg/L	—	—	GELC
Mortanda below Effluent Canyon	—	07/30/03	WS	F	CS	FD	Met	200.7	Barium	—	38.7	—	—	0.301	µg/L	—	—	GELC
Mortanda below Effluent Canyon	—	07/30/03	WS	F	CS	—	Met	200.7	Barium	—	39	—	—	0.301	µg/L	—	—	GELC
Mortanda below Effluent	—	06/28/06	WP	UF	CS	—	Met	6010	Barium	—	38.2	—	—	1	µg/L	—	—	GELC

Table D-1 (continued)

Location	Depth (ft)	Date	Fid Matrix	Fid Prep	Lab Sample Type	Fid QC	Suite	Method	Analyte	Symbol	Result	1-sigma TPU	MDA	MDL	Units	Lab Qual	Indep Qual	Lab
Canyon																		
Mortanda below Effluent Canyon	—	04/29/05	WS	UF	CS	—	Met	200.7	Barium	—	44.9	—	—	1	µg/L	—	—	GELC
Mortanda below Effluent Canyon	—	06/28/06	WP	F	CS	—	Met	6010	Boron	—	77.5	—	—	10	µg/L	—	—	GELC
Mortanda below Effluent Canyon	—	04/29/05	WS	F	CS	—	Met	200.7	Boron	—	28.8	—	—	10	µg/L	J	—	GELC
Mortanda below Effluent Canyon	—	06/09/04	WS	F	CS	—	Met	200.7	Boron	—	104	—	—	1.39	µg/L	—	—	GELC
Mortanda below Effluent Canyon	—	07/30/03	WS	F	CS	FD	Met	200.7	Boron	—	74.1	—	—	1.39	µg/L	E	J	GELC
Mortanda below Effluent Canyon	—	07/30/03	WS	F	CS	—	Met	200.7	Boron	—	64.2	—	—	1.39	µg/L	E	J	GELC
Mortanda below Effluent Canyon	—	06/28/06	WP	UF	CS	—	Met	6010	Boron	—	81.5	—	—	10	µg/L	—	—	GELC
Mortanda below Effluent	—	04/29/05	WS	UF	CS	—	Met	200.7	Boron	—	30.4	—	—	10	µg/L	J	—	GELC

Table D-1 (continued)

Location	Depth (ft)	Date	Fid Matrix	Fid Prep	Lab Sample Type	Fid QC	Suite	Method	Analyte	Symbol	Result	1-sigma TPU	MDA	MDL	Units	Lab Qual	Indep Qual	Lab
Canyon																		
Mortanda below Effluent Canyon	—	06/28/06	WP	F	CS	—	Met	6020	Chromium	—	7.3	—	—	1	µg/L	—	—	GELC
Mortanda below Effluent Canyon	—	04/29/05	WS	F	CS	—	Met	200.7	Chromium	<	2.6	—	—	1	µg/L	J	U	GELC
Mortanda below Effluent Canyon	—	06/09/04	WS	F	CS	—	Met	200.7	Chromium	<	1.43	—	—	1.43	µg/L	U	—	GELC
Mortanda below Effluent Canyon	—	07/30/03	WS	F	CS	FD	Met	200.7	Chromium	—	1.72	—	—	1.43	µg/L	BN*	J-	GELC
Mortanda below Effluent Canyon	—	07/30/03	WS	F	CS	—	Met	200.7	Chromium	—	2.39	—	—	1.43	µg/L	BN*	J-	GELC
Mortanda below Effluent Canyon	—	06/28/06	WP	UF	CS	—	Met	6020	Chromium	—	10.1	—	—	1	µg/L	—	—	GELC
Mortanda below Effluent Canyon	—	04/29/05	WS	UF	CS	—	Met	200.7	Chromium	<	4.4	—	—	1	µg/L	J	U	GELC
Mortanda below Effluent	—	06/28/06	WP	F	CS	—	Met	6010	Cobalt	—	1.5	—	—	1	µg/L	J	—	GELC

Table D-1 (continued)

Location	Depth (ft)	Date	Fid Matrix	Fid Prep	Lab Sample Type	Fid QC	Suite	Method	Analyte	Symbol	Result	1-sigma TPU	MDA	MDL	Units	Lab Qual	Indep Qual	Lab
Canyon																		
Mortanda below Effluent Canyon	—	04/29/05	WS	F	CS	—	Met	200.7	Cobalt	<	2	—	—	1	µg/L	J	U	GELC
Mortanda below Effluent Canyon	—	06/09/04	WS	F	CS	—	Met	200.7	Cobalt	<	0.762	—	—	0.762	µg/L	U	—	GELC
Mortanda below Effluent Canyon	—	07/30/03	WS	F	CS	FD	Met	200.7	Cobalt	<	0.762	—	—	0.762	µg/L	U	—	GELC
Mortanda below Effluent Canyon	—	07/30/03	WS	F	CS	—	Met	200.7	Cobalt	<	0.762	—	—	0.762	µg/L	U	—	GELC
Mortanda below Effluent Canyon	—	06/28/06	WP	UF	CS	—	Met	6010	Cobalt	<	1	—	—	1	µg/L	U	—	GELC
Mortanda below Effluent Canyon	—	04/29/05	WS	UF	CS	—	Met	200.7	Cobalt	<	1.4	—	—	1	µg/L	J	U	GELC
Mortanda below Effluent Canyon	—	06/28/06	WP	F	CS	—	Met	6010	Copper	—	9	—	—	3	µg/L	J	—	GELC
Mortanda below Effluent	—	04/29/05	WS	F	CS	—	Met	200.7	Copper	—	3.5	—	—	3	µg/L	J	—	GELC

Table D-1 (continued)

Location	Depth (ft)	Date	Fid Matrix	Fid Prep	Lab Sample Type	Fid QC	Suite	Method	Analyte	Symbol	Result	1-sigma TPU	MDA	MDL	Units	Lab Qual	Indep Qual	Lab
Canyon																		
Mortanda below Effluent Canyon	—	06/09/04	WS	F	CS	—	Met	200.7	Copper	—	12.6	—	—	1.8	µg/L	—	—	GELC
Mortanda below Effluent Canyon	—	07/30/03	WS	F	CS	FD	Met	200.7	Copper	—	6.63	—	—	1.8	µg/L	—	—	GELC
Mortanda below Effluent Canyon	—	07/30/03	WS	F	CS	—	Met	200.7	Copper	—	6.9	—	—	1.8	µg/L	—	—	GELC
Mortanda below Effluent Canyon	—	06/28/06	WP	UF	CS	—	Met	6010	Copper	—	12.3	—	—	3	µg/L	—	—	GELC
Mortanda below Effluent Canyon	—	04/29/05	WS	UF	CS	—	Met	200.7	Copper	—	4.7	—	—	3	µg/L	J	—	GELC
Mortanda below Effluent Canyon	—	06/28/06	WP	F	CS	—	Met	6010	Iron	—	599	—	—	18	µg/L	—	—	GELC
Mortanda below Effluent Canyon	—	04/29/05	WS	F	CS	—	Met	200.7	Iron	—	1540	—	—	18	µg/L	*	J	GELC
Mortanda below Effluent	—	06/09/04	WS	F	CS	—	Met	200.7	Iron	—	378	—	—	14.9	µg/L	—	—	GELC

Table D-1 (continued)

Location	Depth (ft)	Date	Fid Matrix	Fid Prep	Lab Sample Type	Fid QC	Suite	Method	Analyte	Symbol	Result	1-sigma TPU	MDA	MDL	Units	Lab Qual	Indep Qual	Lab
Canyon																		
Mortanda below Effluent Canyon	—	07/30/03	WS	F	CS	FD	Met	200.7	Iron	—	41.9	—	—	14.9	µg/L	B*	J	GELC
Mortanda below Effluent Canyon	—	07/30/03	WS	F	CS	—	Met	200.7	Iron	—	59.3	—	—	14.9	µg/L	B*	J	GELC
Mortanda below Effluent Canyon	—	06/28/06	WP	UF	CS	—	Met	6010	Iron	—	1600	—	—	18	µg/L	—	—	GELC
Mortanda below Effluent Canyon	—	04/29/05	WS	UF	CS	—	Met	200.7	Iron	—	2460	—	—	18	µg/L	*	—	GELC
Mortanda below Effluent Canyon	—	06/28/06	WP	F	CS	—	Met	6020	Lead	<	0.5	—	—	0.5	µg/L	U	—	GELC
Mortanda below Effluent Canyon	—	04/29/05	WS	F	CS	—	Met	200.8	Lead	—	1.5	—	—	0.5	µg/L	J	—	GELC
Mortanda below Effluent Canyon	—	06/09/04	WS	F	CS	—	Met	200.8	Lead	—	0.368	—	—	0.05	µg/L	B	—	GELC
Mortanda below Effluent	—	07/30/03	WS	F	CS	FD	Met	200.8	Lead	—	0.089	—	—	0.05	µg/L	B	—	GELC

Table D-1 (continued)

Location	Depth (ft)	Date	Fid Matrix	Fid Prep	Lab Sample Type	Fid QC	Suite	Method	Analyte	Symbol	Result	1-sigma TPU	MDA	MDL	Units	Lab Qual	Indep Qual	Lab
Canyon																		
Mortanda below Effluent Canyon	—	07/30/03	WS	F	CS	—	Met	200.8	Lead	—	0.05	—	—	0.05	µg/L	B	—	GELC
Mortanda below Effluent Canyon	—	06/28/06	WP	UF	CS	—	Met	6020	Lead	—	2.1	—	—	0.5	µg/L	—	—	GELC
Mortanda below Effluent Canyon	—	04/29/05	WS	UF	CS	—	Met	200.8	Lead	—	2.7	—	—	0.5	µg/L	—	—	GELC
Mortanda below Effluent Canyon	—	06/28/06	WP	F	CS	—	Met	6010	Manganese	—	4.8	—	—	2	µg/L	J	—	GELC
Mortanda below Effluent Canyon	—	04/29/05	WS	F	CS	—	Met	200.7	Manganese	—	16.9	—	—	2	µg/L	—	—	GELC
Mortanda below Effluent Canyon	—	06/09/04	WS	F	CS	—	Met	200.7	Manganese	—	11.4	—	—	0.304	µg/L	—	—	GELC
Mortanda below Effluent Canyon	—	07/30/03	WS	F	CS	FD	Met	200.7	Manganese	—	1.67	—	—	0.304	µg/L	B	—	GELC
Mortanda below Effluent	—	07/30/03	WS	F	CS	—	Met	200.7	Manganese	—	1.96	—	—	0.304	µg/L	B	—	GELC

Table D-1 (continued)

Location	Depth (ft)	Date	Fid Matrix	Fid Prep	Lab Sample Type	Fid QC	Suite	Method	Analyte	Symbol	Result	1-sigma TPU	MDA	MDL	Units	Lab Qual	Indep Qual	Lab
Canyon																		
Mortanda below Effluent Canyon	—	06/28/06	WP	UF	CS	—	Met	6010	Manganese	—	52.4	—	—	2	µg/L	—	—	GELC
Mortanda below Effluent Canyon	—	04/29/05	WS	UF	CS	—	Met	200.7	Manganese	—	29.1	—	—	2	µg/L	—	—	GELC
Mortanda below Effluent Canyon	—	06/28/06	WP	F	CS	—	Met	6010	Molybdenum	—	24.5	—	—	2	µg/L	—	—	GELC
Mortanda below Effluent Canyon	—	04/29/05	WS	F	CS	—	Met	200.7	Molybdenum	<	15.8	—	—	2	µg/L	—	U	GELC
Mortanda below Effluent Canyon	—	06/09/04	WS	F	CS	—	Met	200.7	Molybdenum	—	10.3	—	—	0.948	µg/L	—	—	GELC
Mortanda below Effluent Canyon	—	07/30/03	WS	F	CS	FD	Met	200.7	Molybdenum	—	36.9	—	—	0.948	µg/L	—	—	GELC
Mortanda below Effluent Canyon	—	07/30/03	WS	F	CS	—	Met	200.7	Molybdenum	—	37.5	—	—	0.948	µg/L	—	—	GELC
Mortanda below Effluent	—	06/28/06	WP	UF	CS	—	Met	6010	Molybdenum	—	23	—	—	2	µg/L	—	—	GELC

Table D-1 (continued)

Location	Depth (ft)	Date	Fid Matrix	Fid Prep	Lab Sample Type	Fid QC	Suite	Method	Analyte	Symbol	Result	1-sigma TPU	MDA	MDL	Units	Lab Qual	Indep Qual	Lab
Canyon																		
Mortanda below Effluent Canyon	—	04/29/05	WS	UF	CS	—	Met	200.7	Molybdenum	<	14.1	—	—	2	µg/L	—	U	GELC
Mortanda below Effluent Canyon	—	06/28/06	WP	F	CS	—	Met	6020	Nickel	—	14.9	—	—	0.5	µg/L	—	—	GELC
Mortanda below Effluent Canyon	—	04/29/05	WS	F	CS	—	Met	200.7	Nickel	<	1.2	—	—	1	µg/L	J	U	GELC
Mortanda below Effluent Canyon	—	06/09/04	WS	F	CS	—	Met	200.7	Nickel	<	3.6	—	—	3.6	µg/L	U	—	GELC
Mortanda below Effluent Canyon	—	07/30/03	WS	F	CS	FD	Met	200.7	Nickel	>	3.6	—	—	3.6	µg/L	U*	UJ	GELC
Mortanda below Effluent Canyon	—	07/30/03	WS	F	CS	—	Met	200.7	Nickel	>	3.6	—	—	3.6	µg/L	U*	UJ	GELC
Mortanda below Effluent Canyon	—	06/28/06	WP	UF	CS	—	Met	6020	Nickel	—	15.9	—	—	0.5	µg/L	—	—	GELC
Mortanda below Effluent	—	04/29/05	WS	UF	CS	—	Met	200.7	Nickel	<	1.5	—	—	1	µg/L	J	U	GELC

Table D-1 (continued)

Location	Depth (ft)	Date	Fid Matrix	Fid Prep	Lab Sample Type	Fid QC	Suite	Method	Analyte	Symbol	Result	1-sigma TPU	MDA	MDL	Units	Lab Qual	Indep Qual	Lab
Canyon																		
Mortanda below Effluent Canyon	—	06/28/06	WP	F	CS	—	Met	6010	Strontium	—	69.1	—	—	1	µg/L	—	—	GELC
Mortanda below Effluent Canyon	—	04/29/05	WS	F	CS	—	Met	200.7	Strontium	—	60.7	—	—	1	µg/L	—	—	GELC
Mortanda below Effluent Canyon	—	06/09/04	WS	F	CS	—	Met	200.7	Strontium	—	26.7	—	—	0.238	µg/L	—	—	GELC
Mortanda below Effluent Canyon	—	07/30/03	WS	F	CS	FD	Met	200.7	Strontium	—	94.5	—	—	0.238	µg/L	—	—	GELC
Mortanda below Effluent Canyon	—	07/30/03	WS	F	CS	—	Met	200.7	Strontium	—	95	—	—	0.238	µg/L	—	—	GELC
Mortanda below Effluent Canyon	—	06/28/06	WP	UF	CS	—	Met	6010	Strontium	—	73.9	—	—	1	µg/L	—	—	GELC
Mortanda below Effluent Canyon	—	04/29/05	WS	UF	CS	—	Met	200.7	Strontium	—	63.1	—	—	1	µg/L	—	—	GELC
Mortanda below Effluent	—	06/28/06	WP	F	CS	—	Met	6020	Uranium	—	0.84	—	—	0.05	µg/L	—	—	GELC

Table D-1 (continued)

Location	Depth (ft)	Date	Fid Matrix	Fid Prep	Lab Sample Type	Fid QC	Suite	Method	Analyte	Symbol	Result	1-sigma TPU	MDA	MDL	Units	Lab Qual	Indep Qual	Lab
Canyon																		
Mortanda below Effluent Canyon	—	06/28/06	WP	UF	CS	—	Met	6020	Uranium	—	1	—	—	0.05	µg/L	—	—	GELC
Mortanda below Effluent Canyon	—	06/28/06	WP	F	CS	—	Met	6010	Vanadium	—	2.4	—	—	1	µg/L	J	—	GELC
Mortanda below Effluent Canyon	—	04/29/05	WS	F	CS	—	Met	200.7	Vanadium	<	4.3	—	—	1	µg/L	J	U	GELC
Mortanda below Effluent Canyon	—	06/09/04	WS	F	CS	—	Met	200.7	Vanadium	<	2.22	—	—	0.732	µg/L	B	U	GELC
Mortanda below Effluent Canyon	—	07/30/03	WS	F	CS	FD	Met	200.7	Vanadium	—	2.3	—	—	0.732	µg/L	B*	JN-	GELC
Mortanda below Effluent Canyon	—	07/30/03	WS	F	CS	—	Met	200.7	Vanadium	—	2.33	—	—	0.732	µg/L	B*	JN-	GELC
Mortanda below Effluent Canyon	—	06/28/06	WP	UF	CS	—	Met	6010	Vanadium	—	3.8	—	—	1	µg/L	J	—	GELC
Mortanda below Effluent	—	04/29/05	WS	UF	CS	—	Met	200.7	Vanadium	<	5.3	—	—	1	µg/L	—	U	GELC

Table D-1 (continued)

Location	Depth (ft)	Date	Fid Matrix	Fid Prep	Lab Sample Type	Fid QC	Suite	Method	Analyte	Symbol	Result	1-sigma TPU	MDA	MDL	Units	Lab Qual	Indep Qual	Lab
Canyon																		
Mortanda below Effluent Canyon	—	06/28/06	WP	F	CS	—	Met	6010	Zinc	—	16.9	—	—	2	µg/L	—	—	GELC
Mortanda below Effluent Canyon	—	04/29/05	WS	F	CS	—	Met	200.7	Zinc	—	10.6	—	—	2	µg/L	—	—	GELC
Mortanda below Effluent Canyon	—	06/09/04	WS	F	CS	—	Met	200.7	Zinc	<	9.19	—	—	0.406	µg/L	—	U	GELC
Mortanda below Effluent Canyon	—	07/30/03	WS	F	CS	FD	Met	200.7	Zinc	—	7.08	—	—	0.406	µg/L	—	—	GELC
Mortanda below Effluent Canyon	—	07/30/03	WS	F	CS	—	Met	200.7	Zinc	—	7.85	—	—	0.406	µg/L	—	—	GELC
Mortanda below Effluent Canyon	—	06/28/06	WP	UF	CS	—	Met	6010	Zinc	—	25.9	—	—	2	µg/L	—	—	GELC
Mortanda below Effluent Canyon	—	04/29/05	WS	UF	CS	—	Met	200.7	Zinc	—	14.9	—	—	2	µg/L	—	—	GELC
Mortanda below Effluent	—	06/28/06	WP	F	CS	—	Rad	H300	Americium-241	—	0.804	0.0601	0.0271	—	pCi/L	—	—	GELC

Table D-1 (continued)

Location	Depth (ft)	Date	Fid Matrix	Fid Prep	Lab Sample Type	Fid QC	Suite	Method	Analyte	Symbol	Result	1-sigma TPU	MDA	MDL	Units	Lab Qual	Indep Qual	Lab
Canyon																		
Mortanda below Effluent Canyon	—	04/29/05	WS	F	CS	—	Rad	H300	Americium-241	—	1.62	0.112	0.039	—	pCi/L	—	—	GELC
Mortanda below Effluent Canyon	—	06/28/06	WP	UF	CS	—	Rad	H300	Americium-241	—	1.38	0.0853	0.0252	—	pCi/L	—	—	GELC
Mortanda below Effluent Canyon	—	04/29/05	WS	UF	CS	—	Rad	H300	Americium-241	—	2.85	0.156	0.035	—	pCi/L	—	J	GELC
Mortanda below Effluent Canyon	—	06/09/04	WS	UF	CS	—	Rad	AS	Americium-241	—	7.98	0.389	0.033	—	pCi/L	—	—	GELC
Mortanda below Effluent Canyon	—	07/30/03	WS	UF	CS	FD	Rad	AS	Americium-241	—	3.05	0.161	0.027	—	pCi/L	—	—	GELC
Mortanda below Effluent Canyon	—	07/30/03	WS	UF	CS	—	Rad	AS	Americium-241	—	3.04	0.163	0.029	—	pCi/L	—	—	GELC
Mortanda below Effluent Canyon	—	06/28/06	WP	F	CS	—	Rad	901.1	Cesium-137	—	9.62	1.56	3.28	—	pCi/L	—	J	GELC
Mortanda below Effluent	—	04/29/05	WS	F	CS	—	Rad	901.1	Cesium-137	—	9.67	1.78	3.47	—	pCi/L	—	J	GELC

Table D-1 (continued)

Location	Depth (ft)	Date	Fid Matrix	Fid Prep	Lab Sample Type	Fid QC	Suite	Method	Analyte	Symbol	Result	1-sigma TPU	MDA	MDL	Units	Lab Qual	Indep Qual	Lab
Canyon																		
Mortanda below Effluent Canyon	—	06/28/06	WP	UF	CS	—	Rad	901.1	Cesium-137	—	23.2	1.61	2.87	—	pCi/L	—	—	GELC
Mortanda below Effluent Canyon	—	04/29/05	WS	UF	CS	—	Rad	901.1	Cesium-137	—	17.1	1.91	3.05	—	pCi/L	—	—	GELC
Mortanda below Effluent Canyon	—	06/09/04	WS	UF	CS	—	Rad	901.1	Cesium-137	—	42.6	3.08	3.34	—	pCi/L	—	—	GELC
Mortanda below Effluent Canyon	—	07/30/03	WS	UF	CS	FD	Rad	901.1	Cesium-137	—	20.8	3.04	3.57	—	pCi/L	—	—	GELC
Mortanda below Effluent Canyon	—	07/30/03	WS	UF	CS	—	Rad	901.1	Cesium-137	—	18	3.03	4.23	—	pCi/L	—	—	GELC
Mortanda below Effluent Canyon	—	06/28/06	WP	F	CS	—	Rad	901.1	Cobalt-60	—	0.216	0.797	3.04	—	pCi/L	U	U	GELC
Mortanda below Effluent Canyon	—	04/29/05	WS	F	CS	—	Rad	901.1	Cobalt-60	—	0.0485	1.09	3.49	—	pCi/L	U	U	GELC
Mortanda below Effluent	—	06/28/06	WP	UF	CS	—	Rad	901.1	Cobalt-60	—	0.0685	0.782	2.88	—	pCi/L	U	U	GELC

Table D-1 (continued)

Location	Depth (ft)	Date	Fid Matrix	Fid Prep	Lab Sample Type	Fid QC	Suite	Method	Analyte	Symbol	Result	1-sigma TPU	MDA	MDL	Units	Lab Qual	Indep Qual	Lab
Canyon																		
Mortanda below Effluent Canyon	—	04/29/05	WS	UF	CS	—	Rad	901.1	Cobalt-60	—	0.205	0.907	3.49	—	pCi/L	U	U	GELC
Mortanda below Effluent Canyon	—	06/09/04	WS	UF	CS	—	Rad	901.1	Cobalt-60	—	-1.72	0.921	2.96	—	pCi/L	U	U	GELC
Mortanda below Effluent Canyon	—	07/30/03	WS	UF	CS	FD	Rad	901.1	Cobalt-60	—	2.07	1.18	4.32	—	pCi/L	U	U	GELC
Mortanda below Effluent Canyon	—	07/30/03	WS	UF	CS	—	Rad	901.1	Cobalt-60	—	0.482	1.1	4.44	—	pCi/L	U	U	GELC
Mortanda below Effluent Canyon	—	06/28/06	WP	F	CS	—	Rad	900	Gross alpha	—	2.89	0.649	1.44	—	pCi/L	—	J	GELC
Mortanda below Effluent Canyon	—	04/29/05	WS	F	CS	—	Rad	900	Gross alpha	—	4.68	0.728	1.61	—	pCi/L	—	J	GELC
Mortanda below Effluent Canyon	—	06/28/06	WP	UF	CS	—	Rad	900	Gross alpha	—	4.08	0.668	1.63	—	pCi/L	—	J	GELC
Mortanda below Effluent	—	04/29/05	WS	UF	CS	—	Rad	900	Gross alpha	—	7.77	0.879	1.24	—	pCi/L	—	J	GELC

Table D-1 (continued)

Location	Depth (ft)	Date	Fid Matrix	Fid Prep	Lab Sample Type	Fid QC	Suite	Method	Analyte	Symbol	Result	1-sigma TPU	MDA	MDL	Units	Lab Qual	Indep Qual	Lab
Canyon																		
Mortanda below Effluent Canyon	—	06/09/04	WS	UF	CS	—	Rad	900	Gross alpha	—	8.32	1.07	1.32	—	pCi/L	—	—	GELC
Mortanda below Effluent Canyon	—	07/30/03	WS	UF	CS	FD	Rad	900	Gross alpha	—	9.62	1.09	1.36	—	pCi/L	—	—	GELC
Mortanda below Effluent Canyon	—	07/30/03	WS	UF	CS	—	Rad	900	Gross alpha	—	12.6	1.46	1.31	—	pCi/L	—	—	GELC
Mortanda below Effluent Canyon	—	06/28/06	WP	F	CS	—	Rad	900	Gross beta	—	49.8	3.01	5.09	—	pCi/L	—	—	GELC
Mortanda below Effluent Canyon	—	04/29/05	WS	F	CS	—	Rad	900	Gross beta	—	28.8	2.42	2.39	—	pCi/L	—	—	GELC
Mortanda below Effluent Canyon	—	06/28/06	WP	UF	CS	—	Rad	900	Gross beta	—	57	3.7	6.76	—	pCi/L	—	—	GELC
Mortanda below Effluent Canyon	—	04/29/05	WS	UF	CS	—	Rad	900	Gross beta	—	30	1.41	2.4	—	pCi/L	—	J	GELC
Mortanda below Effluent	—	06/09/04	WS	UF	CS	—	Rad	900	Gross beta	—	28.6	1.15	1.77	—	pCi/L	—	—	GELC

Table D-1 (continued)

Location	Depth (ft)	Date	Fid Matrix	Fid Prep	Lab Sample Type	Fid QC	Suite	Method	Analyte	Symbol	Result	1-sigma TPU	MDA	MDL	Units	Lab Qual	Indep Qual	Lab
Canyon																		
Mortanda below Effluent Canyon	—	07/30/03	WS	UF	CS	FD	Rad	900	Gross beta	—	60	2.29	3.55	—	pCi/L	—	—	GELC
Mortanda below Effluent Canyon	—	07/30/03	WS	UF	CS	—	Rad	900	Gross beta	—	66.8	2.44	3.61	—	pCi/L	—	—	GELC
Mortanda below Effluent Canyon	—	06/28/06	WP	F	CS	—	Rad	901.1	Gross gamma	—	97.7	88.7	337	—	pCi/L	U	U	GELC
Mortanda below Effluent Canyon	—	04/29/05	WS	F	CS	—	Rad	901.1	Gross gamma	—	325	236	649	—	pCi/L	U	U	GELC
Mortanda below Effluent Canyon	—	06/28/06	WP	UF	CS	—	Rad	901.1	Gross gamma	—	94	87.8	309	—	pCi/L	U	U	GELC
Mortanda below Effluent Canyon	—	04/29/05	WS	UF	CS	—	Rad	901.1	Gross gamma	—	102	96.6	320	—	pCi/L	U	U	GELC
Mortanda below Effluent Canyon	—	06/09/04	WS	UF	CS	—	Rad	901.1	Gross gamma	—	130	93.4	389	—	pCi/L	U	U	GELC
Mortanda below Effluent	—	07/30/03	WS	UF	CS	FD	Rad	901.1	Gross gamma	—	98.1	90.4	340	—	pCi/L	U	U	GELC

Table D-1 (continued)

Location	Depth (ft)	Date	Fid Matrix	Fid Prep	Lab Sample Type	Fid QC	Suite	Method	Analyte	Symbol	Result	1-sigma TPU	MDA	MDL	Units	Lab Qual	Indep Qual	Lab
Canyon																		
Mortanda below Effluent Canyon	—	07/30/03	WS	UF	CS	—	Rad	901.1	Gross gamma	—	91.8	76.1	231	—	pCi/L	U	U	GELC
Mortanda below Effluent Canyon	—	06/28/06	WP	F	CS	—	Rad	901.1	Neptunium-237	—	2.42	9.58	24.7	—	pCi/L	U	U	GELC
Mortanda below Effluent Canyon	—	04/29/05	WS	F	CS	—	Rad	901.1	Neptunium-237	—	6.17	7.16	24.8	—	pCi/L	U	U	GELC
Mortanda below Effluent Canyon	—	06/28/06	WP	UF	CS	—	Rad	901.1	Neptunium-237	—	-7.63	6.32	21.3	—	pCi/L	U	U	GELC
Mortanda below Effluent Canyon	—	04/29/05	WS	UF	CS	—	Rad	901.1	Neptunium-237	—	3.45	6.85	24.6	—	pCi/L	U	U	GELC
Mortanda below Effluent Canyon	—	06/09/04	WS	UF	CS	—	Rad	901.1	Neptunium-237	—	-2.58	8.57	25.9	—	pCi/L	U	U	GELC
Mortanda below Effluent Canyon	—	07/30/03	WS	UF	CS	FD	Rad	901.1	Neptunium-237	—	-0.427	9.81	30.4	—	pCi/L	U	U	GELC
Mortanda below Effluent	—	07/30/03	WS	UF	CS	—	Rad	901.1	Neptunium-237	—	4.65	9.12	32.8	—	pCi/L	U	U	GELC

Table D-1 (continued)

Location	Depth (ft)	Date	Fid Matrix	Fid Prep	Lab Sample Type	Fid QC	Suite	Method	Analyte	Symbol	Result	1-sigma TPU	MDA	MDL	Units	Lab Qual	Indep Qual	Lab
Canyon																		
Mortanda below Effluent Canyon	—	06/28/06	WP	F	CS	—	Rad	H300	Plutonium-238	—	0.431	0.0329	0.0174	—	pCi/L	—	—	GELC
Mortanda below Effluent Canyon	—	04/29/05	WS	F	CS	—	Rad	H300	Plutonium-238	—	0.441	0.0332	0.039	—	pCi/L	—	—	GELC
Mortanda below Effluent Canyon	—	06/28/06	WP	UF	CS	—	Rad	H300	Plutonium-238	—	1.33	0.0702	0.0192	—	pCi/L	—	—	GELC
Mortanda below Effluent Canyon	—	04/29/05	WS	UF	CS	—	Rad	H300	Plutonium-238	—	1.41	0.0922	0.051	—	pCi/L	—	J	GELC
Mortanda below Effluent Canyon	—	06/09/04	WS	UF	CS	—	Rad	AS	Plutonium-238	—	5.21	0.21	0.032	—	pCi/L	—	—	GELC
Mortanda below Effluent Canyon	—	07/30/03	WS	UF	CS	FD	Rad	AS	Plutonium-238	—	3.1	0.135	0.036	—	pCi/L	—	—	GELC
Mortanda below Effluent Canyon	—	07/30/03	WS	UF	CS	—	Rad	AS	Plutonium-238	—	3.54	0.15	0.036	—	pCi/L	—	—	GELC
Mortanda below Effluent	—	06/28/06	WP	F	CS	—	Rad	H300	Plutonium-239/240	—	0.428	0.0317	0.0203	—	pCi/L	—	—	GELC

Table D-1 (continued)

Location	Depth (ft)	Date	Fid Matrix	Fid Prep	Lab Sample Type	Fid QC	Suite	Method	Analyte	Symbol	Result	1-sigma TPU	MDA	MDL	Units	Lab Qual	Indep Qual	Lab
Canyon																		
Mortanda below Effluent Canyon	—	04/29/05	WS	F	CS	—	Rad	H300	Plutonium-239/240	—	0.759	0.0465	0.033	—	pCi/L	—	—	GELC
Mortanda below Effluent Canyon	—	06/28/06	WP	UF	CS	—	Rad	H300	Plutonium-239/240	—	1.2	0.0647	0.0224	—	pCi/L	—	—	GELC
Mortanda below Effluent Canyon	—	04/29/05	WS	UF	CS	—	Rad	H300	Plutonium-239/240	—	2.14	0.128	0.043	—	pCi/L	—	J	GELC
Mortanda below Effluent Canyon	—	06/09/04	WS	UF	CS	—	Rad	AS	Plutonium-239/240	—	4.73	0.193	0.033	—	pCi/L	—	—	GELC
Mortanda below Effluent Canyon	—	07/30/03	WS	UF	CS	FD	Rad	AS	Plutonium-239/240	—	1.76	0.0862	0.04	—	pCi/L	—	—	GELC
Mortanda below Effluent Canyon	—	07/30/03	WS	UF	CS	—	Rad	AS	Plutonium-239/240	—	2.04	0.096	0.039	—	pCi/L	—	—	GELC
Mortanda below Effluent Canyon	—	06/28/06	WP	F	CS	—	Rad	901.1	Potassium-40	—	22.3	9.93	40.9	—	pCi/L	U	U	GELC
Mortanda below Effluent	—	04/29/05	WS	F	CS	—	Rad	901.1	Potassium-40	—	16	13.8	36.1	—	pCi/L	U	U	GELC

Table D-1 (continued)

Location	Depth (ft)	Date	Fid Matrix	Fid Prep	Lab Sample Type	Fid QC	Suite	Method	Analyte	Symbol	Result	1-sigma TPU	MDA	MDL	Units	Lab Qual	Indep Qual	Lab
Canyon																		
Mortanda below Effluent Canyon	—	06/28/06	WP	UF	CS	—	Rad	901.1	Potassium-40	—	22.8	10	39.9	—	pCi/L	U	U	GELC
Mortanda below Effluent Canyon	—	04/29/05	WS	UF	CS	—	Rad	901.1	Potassium-40	—	5.83	12.4	41.4	—	pCi/L	U	U	GELC
Mortanda below Effluent Canyon	—	06/09/04	WS	UF	CS	—	Rad	901.1	Potassium-40	—	1.4	14.3	35.5	—	pCi/L	U	U	GELC
Mortanda below Effluent Canyon	—	07/30/03	WS	UF	CS	FD	Rad	901.1	Potassium-40	—	0	13.4	57.5	—	pCi/L	UUI	R	GELC
Mortanda below Effluent Canyon	—	07/30/03	WS	UF	CS	—	Rad	901.1	Potassium-40	—	6.13	23.7	46.9	—	pCi/L	U	—	GELC
Mortanda below Effluent Canyon	—	06/28/06	WP	F	CS	—	Rad	901.1	Sodium-22	—	-0.403	0.852	3.05	—	pCi/L	U	U	GELC
Mortanda below Effluent Canyon	—	04/29/05	WS	F	CS	—	Rad	901.1	Sodium-22	—	1.29	0.959	3.84	—	pCi/L	U	U	GELC
Mortanda below Effluent	—	06/28/06	WP	UF	CS	—	Rad	901.1	Sodium-22	—	-0.202	0.801	2.87	—	pCi/L	U	U	GELC

Table D-1 (continued)

Location	Depth (ft)	Date	Fid Matrix	Fid Prep	Lab Sample Type	Fid QC	Suite	Method	Analyte	Symbol	Result	1-sigma TPU	MDA	MDL	Units	Lab Qual	Indep Qual	Lab
Canyon																		
Mortanda below Effluent Canyon	—	04/29/05	WS	UF	CS	—	Rad	901.1	Sodium-22	—	0.0319	0.964	3.63	—	pCi/L	U	U	GELC
Mortanda below Effluent Canyon	—	06/09/04	WS	UF	CS	—	Rad	901.1	Sodium-22	—	-1.1	1.06	3.06	—	pCi/L	U	U	GELC
Mortanda below Effluent Canyon	—	07/30/03	WS	UF	CS	FD	Rad	901.1	Sodium-22	—	1.12	1.07	4.27	—	pCi/L	U	U	GELC
Mortanda below Effluent Canyon	—	07/30/03	WS	UF	CS	—	Rad	901.1	Sodium-22	—	1	1.24	5.04	—	pCi/L	U	U	GELC
Mortanda below Effluent Canyon	—	06/28/06	WP	F	CS	—	Rad	905.0	Strontium-90	—	13	0.461	0.407	—	pCi/L	—	—	GELC
Mortanda below Effluent Canyon	—	04/29/05	WS	F	CS	—	Rad	905.0	Strontium-90	—	3.2	0.146	0.287	—	pCi/L	—	—	GELC
Mortanda below Effluent Canyon	—	06/28/06	WP	UF	CS	—	Rad	905.0	Strontium-90	—	12.2	0.438	0.402	—	pCi/L	—	—	GELC
Mortanda below Effluent	—	04/29/05	WS	UF	CS	—	Rad	905.0	Strontium-90	—	3.42	0.128	0.129	—	pCi/L	—	J	GELC

Table D-1 (continued)

Location	Depth (ft)	Date	Fid Matrix	Fid Prep	Lab Sample Type	Fid QC	Suite	Method	Analyte	Symbol	Result	1-sigma TPU	MDA	MDL	Units	Lab Qual	Indep Qual	Lab
Canyon																		
Mortanda below Effluent Canyon	—	06/09/04	WS	UF	CS	—	Rad	GFPC	Strontium-90	—	4.02	0.593	0.26	—	pCi/L	—	—	GELC
Mortanda below Effluent Canyon	—	07/30/03	WS	UF	CS	FD	Rad	GFPC	Strontium-90	—	14.5	2.07	0.327	—	pCi/L	—	—	GELC
Mortanda below Effluent Canyon	—	07/30/03	WS	UF	CS	—	Rad	GFPC	Strontium-90	—	11.5	1.42	0.29	—	pCi/L	—	—	GELC
Mortanda below Effluent Canyon	—	07/30/03	WS	UF	DUP	—	Rad	GFPC	Strontium-90	—	14.5	2.01	0.355	—	pCi/L	—	—	GELC
Mortanda below Effluent Canyon	—	06/28/06	WP	UF	CS	—	Rad	906.0	Tritium	—	2360	92.1	174	—	pCi/L	—	—	GELC
Mortanda below Effluent Canyon	—	04/29/05	WS	UF	CS	—	Rad	906.0	Tritium	—	230	60.6	187	—	pCi/L	—	J	GELC
Mortanda below Effluent Canyon	—	06/09/04	WS	UF	CS	—	Rad	906.0	Tritium	—	12900	218	178	—	pCi/L	—	—	GELC
Mortanda below Effluent	—	07/30/03	WS	UF	CS	FD	Rad	906.0	Tritium	—	4180	115	157	—	pCi/L	—	—	GELC

Table D-1 (continued)

Location	Depth (ft)	Date	Fid Matrix	Fid Prep	Lab Sample Type	Fid QC	Suite	Method	Analyte	Symbol	Result	1-sigma TPU	MDA	MDL	Units	Lab Qual	Indep Qual	Lab
Canyon																		
Mortanda below Effluent Canyon	—	07/30/03	WS	UF	CS	—	Rad	906.0	Tritium	—	4500	124	170	—	pCi/L	—	—	GELC
Mortanda below Effluent Canyon	—	06/28/06	WP	F	CS	—	Rad	H300	Uranium-234	—	0.646	0.0605	0.0594	—	pCi/L	—	—	GELC
Mortanda below Effluent Canyon	—	04/29/05	WS	F	CS	—	Rad	H300	Uranium-234	—	0.177	0.0245	0.083	—	pCi/L	—	J	GELC
Mortanda below Effluent Canyon	—	06/28/06	WP	UF	CS	—	Rad	H300	Uranium-234	—	0.804	0.0685	0.059	—	pCi/L	—	—	GELC
Mortanda below Effluent Canyon	—	04/29/05	WS	UF	CS	—	Rad	H300	Uranium-234	—	0.263	0.0312	0.087	—	pCi/L	—	J	GELC
Mortanda below Effluent Canyon	—	06/09/04	WS	UF	CS	—	Rad	AS	Uranium-234	—	2.93	0.147	0.079	—	pCi/L	—	—	GELC
Mortanda below Effluent Canyon	—	07/30/03	WS	UF	CS	FD	Rad	AS	Uranium-234	—	0.648	0.057	0.055	—	pCi/L	—	—	GELC
Mortanda below Effluent	—	07/30/03	WS	UF	CS	—	Rad	AS	Uranium-234	—	0.619	0.0563	0.059	—	pCi/L	—	—	GELC

Table D-1 (continued)

Location	Depth (ft)	Date	Fid Matrix	Fid Prep	Lab Sample Type	Fid QC	Suite	Method	Analyte	Symbol	Result	1-sigma TPU	MDA	MDL	Units	Lab Qual	Indep Qual	Lab
Canyon																		
Mortanda below Effluent Canyon	—	06/28/06	WP	F	CS	—	Rad	H300	Uranium-235/236	—	0.0176	0.0162	0.0501	—	pCi/L	U	U	GELC
Mortanda below Effluent Canyon	—	04/29/05	WS	F	CS	—	Rad	H300	Uranium-235/236	—	0.0246	0.0106	0.051	—	pCi/L	U	U	GELC
Mortanda below Effluent Canyon	—	06/28/06	WP	UF	CS	—	Rad	H300	Uranium-235/236	—	0.035	0.0133	0.0498	—	pCi/L	U	U	GELC
Mortanda below Effluent Canyon	—	04/29/05	WS	UF	CS	—	Rad	H300	Uranium-235/236	—	0.0373	0.0126	0.053	—	pCi/L	U	U	GELC
Mortanda below Effluent Canyon	—	06/09/04	WS	UF	CS	—	Rad	AS	Uranium-235/236	—	0.17	0.0233	0.048	—	pCi/L	—	—	GELC
Mortanda below Effluent Canyon	—	07/30/03	WS	UF	CS	FD	Rad	AS	Uranium-235/236	—	0.135	0.0211	0.032	—	pCi/L	—	—	GELC
Mortanda below Effluent Canyon	—	07/30/03	WS	UF	CS	—	Rad	AS	Uranium-235/236	—	0.0814	0.0169	0.034	—	pCi/L	—	J	GELC
Mortanda below Effluent	—	06/28/06	WP	F	CS	—	Rad	H300	Uranium-238	—	0.31	0.0366	0.0631	—	pCi/L	—	—	GELC

Table D-1 (continued)

Location	Depth (ft)	Date	Fid Matrix	Fid Prep	Lab Sample Type	Fid QC	Suite	Method	Analyte	Symbol	Result	1-sigma TPU	MDA	MDL	Units	Lab Qual	Indep Qual	Lab
Canyon																		
Mortanda below Effluent Canyon	—	04/29/05	WS	F	CS	—	Rad	H300	Uranium-238	—	0.0762	0.0167	0.059	—	pCi/L	—	J	GELC
Mortanda below Effluent Canyon	—	06/28/06	WP	UF	CS	—	Rad	H300	Uranium-238	—	0.311	0.0352	0.0628	—	pCi/L	—	—	GELC
Mortanda below Effluent Canyon	—	04/29/05	WS	UF	CS	—	Rad	H300	Uranium-238	—	0.137	0.0217	0.062	—	pCi/L	—	J	GELC
Mortanda below Effluent Canyon	—	06/09/04	WS	UF	CS	—	Rad	AS	Uranium-238	—	0.203	0.0252	0.056	—	pCi/L	—	—	GELC
Mortanda below Effluent Canyon	—	07/30/03	WS	UF	CS	FD	Rad	AS	Uranium-238	—	0.223	0.0276	0.035	—	pCi/L	—	—	GELC
Mortanda below Effluent Canyon	—	07/30/03	WS	UF	CS	—	Rad	AS	Uranium-238	—	0.259	0.0309	0.037	—	pCi/L	—	—	GELC
R-1	1031.1	07/06/06	WG	F	CS	FD	Inorg	310.1	Alkalinity-CO ₃ +HCO ₃	—	64.3	—	—	0.725	mg/L	—	—	GELC
R-1	1031.1	07/06/06	WG	F	CS	—	Inorg	310.1	Alkalinity-CO ₃ +HCO ₃	—	64.8	—	—	0.725	mg/L	—	—	GELC
R-1	1031.1	01/25/06	WG	F	CS	—	Inorg	310.1	Alkalinity-CO ₃ +HCO ₃	—	61.3	—	—	1.45	mg/L	—	—	GELC

Table D-1 (continued)

Location	Depth (ft)	Date	Fid Matrix	Fid Prep	Lab Sample Type	Fid QC	Suite	Method	Analyte	Symbol	Result	1-sigma TPU	MDA	MDL	Units	Lab Qual	Indep Qual	Lab
R-1	1031.1	11/28/05	WG	F	CS	—	Inorg	310.1	Alkalinity-CO ₃ +HCO ₃	—	131	—	—	2.9	mg/L	—	—	GELC
R-1	1031.1	09/12/05	WG	F	CS	FD	Inorg	310.1	Alkalinity-CO ₃ +HCO ₃	—	61.1	—	—	1.45	mg/L	—	—	GELC
R-1	1031.1	09/12/05	WG	F	CS	—	Inorg	310.1	Alkalinity-CO ₃ +HCO ₃	—	60.1	—	—	1.45	mg/L	—	—	GELC
R-1	1031.1	07/06/06	WG	UF	CS	FD	Inorg	310.1	Alkalinity-CO ₃ +HCO ₃	—	64.3	—	—	0.725	mg/L	—	—	GELC
R-1	1031.1	07/06/06	WG	UF	CS	—	Inorg	310.1	Alkalinity-CO ₃ +HCO ₃	—	63.2	—	—	0.725	mg/L	—	—	GELC
R-1	1031.1	07/06/06	WG	F	CS	FD	Inorg	6010	Calcium	—	11.3	—	—	0.036	mg/L	—	—	GELC
R-1	1031.1	07/06/06	WG	F	CS	—	Inorg	6010	Calcium	—	11.6	—	—	0.036	mg/L	—	—	GELC
R-1	1031.1	01/25/06	WG	F	CS	—	Inorg	6010	Calcium	—	11.7	—	—	0.036	mg/L	—	—	GELC
R-1	1031.1	11/28/05	WG	F	CS	—	Inorg	6010	Calcium	—	10.9	—	—	0.036	mg/L	—	—	GELC
R-1	1031.1	09/12/05	WG	F	CS	FD	Inorg	6010	Calcium	—	10.8	—	—	0.036	mg/L	—	—	GELC
R-1	1031.1	09/12/05	WG	F	CS	—	Inorg	6010	Calcium	—	11.4	—	—	0.036	mg/L	—	—	GELC
R-1	1031.1	07/06/06	WG	UF	CS	FD	Inorg	6010	Calcium	—	11.4	—	—	0.036	mg/L	—	—	GELC
R-1	1031.1	07/06/06	WG	UF	CS	—	Inorg	6010	Calcium	—	11.5	—	—	0.036	mg/L	—	—	GELC
R-1	1031.1	01/25/06	WG	UF	CS	—	Inorg	6010	Calcium	—	11.7	—	—	0.036	mg/L	—	—	GELC

Table D-1 (continued)

Location	Depth (ft)	Date	Fid Matrix	Fid Prep	Lab Sample Type	Fid QC	Suite	Method	Analyte	Symbol	Result	1-sigma TPU	MDA	MDL	Units	Lab Qual	Indep Qual	Lab
R-1	1031.1	11/28/05	WG	UF	CS	—	Inorg	6010	Calcium	—	11.3	—	—	0.036	mg/L	—	—	GELC
R-1	1031.1	09/12/05	WG	UF	CS	FB	Inorg	6010	Calcium	<	0.036	—	—	0.036	mg/L	U	—	GELC
R-1	1031.1	09/12/05	WG	UF	CS	FD	Inorg	6010	Calcium	—	10.9	—	—	0.036	mg/L	—	—	GELC
R-1	1031.1	09/12/05	WG	UF	CS	—	Inorg	6010	Calcium	—	10.8	—	—	0.036	mg/L	—	—	GELC
R-1	1031.1	07/06/06	WG	UF	CS	FD	Inorg	410.4	Chemical Oxygen Demand	<	0.89	—	—	0.89	mg/L	U	UJ	GELC
R-1	1031.1	07/06/06	WG	UF	CS	—	Inorg	410.4	Chemical Oxygen Demand	—	6.24	—	—	0.89	mg/L	—	J	GELC
R-1	1031.1	07/06/06	WG	F	CS	FD	Inorg	300	Chloride	—	1.91	—	—	0.066	mg/L	—	—	GELC
R-1	1031.1	07/06/06	WG	F	CS	—	Inorg	300	Chloride	—	1.9	—	—	0.066	mg/L	—	—	GELC
R-1	1031.1	01/25/06	WG	F	CS	—	Inorg	300	Chloride	—	2.23	—	—	0.053	mg/L	—	—	GELC
R-1	1031.1	11/28/05	WG	F	CS	—	Inorg	300	Chloride	—	1.97	—	—	0.053	mg/L	—	—	GELC
R-1	1031.1	09/12/05	WG	F	CS	FD	Inorg	300	Chloride	—	1.98	—	—	0.053	mg/L	—	—	GELC
R-1	1031.1	09/12/05	WG	F	CS	—	Inorg	300	Chloride	—	1.96	—	—	0.053	mg/L	—	—	GELC
R-1	1031.1	07/06/06	WG	UF	CS	FD	Inorg	300	Chloride	—	1.99	—	—	0.066	mg/L	—	—	GELC
R-1	1031.1	07/06/06	WG	UF	CS	—	Inorg	300	Chloride	—	1.9	—	—	0.066	mg/L	—	—	GELC

Table D-1 (continued)

Location	Depth (ft)	Date	Fid Matrix	Fid Prep	Lab Sample Type	Fid QC	Suite	Method	Analyte	Symbol	Result	1-sigma TPU	MDA	MDL	Units	Lab Qual	Indep Qual	Lab
R-1	1031.1	09/12/05	WG	UF	CS	FB	Inorg	300	Chloride	<	0.053	—	—	0.053	mg/L	U	—	GELC
R-1	1031.1	09/12/05	WG	UF	CS	FD	Inorg	300	Chloride	—	1.96	—	—	0.053	mg/L	—	—	GELC
R-1	1031.1	09/12/05	WG	UF	CS	—	Inorg	300	Chloride	—	1.98	—	—	0.053	mg/L	—	—	GELC
R-1	1031.1	05/19/05	WG	UF	CS	FB	Inorg	300	Chloride	<	0.053	—	—	0.053	mg/L	U	UJ	GELC
R-1	1031.1	07/06/06	WG	F	CS	FD	Inorg	300	Fluoride	—	0.219	—	—	0.033	mg/L	—	—	GELC
R-1	1031.1	07/06/06	WG	F	CS	—	Inorg	300	Fluoride	—	0.226	—	—	0.033	mg/L	—	—	GELC
R-1	1031.1	01/25/06	WG	F	CS	—	Inorg	300	Fluoride	—	0.228	—	—	0.03	mg/L	—	—	GELC
R-1	1031.1	11/28/05	WG	F	CS	—	Inorg	300	Fluoride	—	0.195	—	—	0.03	mg/L	—	—	GELC
R-1	1031.1	09/12/05	WG	F	CS	FD	Inorg	300	Fluoride	—	0.191	—	—	0.03	mg/L	—	—	GELC
R-1	1031.1	09/12/05	WG	F	CS	—	Inorg	300	Fluoride	—	0.203	—	—	0.03	mg/L	—	—	GELC
R-1	1031.1	07/06/06	WG	UF	CS	FD	Inorg	300	Fluoride	—	0.252	—	—	0.033	mg/L	—	—	GELC
R-1	1031.1	07/06/06	WG	UF	CS	—	Inorg	300	Fluoride	—	0.228	—	—	0.033	mg/L	—	—	GELC
R-1	1031.1	09/12/05	WG	UF	CS	FB	Inorg	300	Fluoride	<	0.03	—	—	0.03	mg/L	U	—	GELC
R-1	1031.1	09/12/05	WG	UF	CS	FD	Inorg	300	Fluoride	—	0.184	—	—	0.03	mg/L	—	—	GELC

Table D-1 (continued)

Location	Depth (ft)	Date	Fid Matrix	Fid Prep	Lab Sample Type	Fid QC	Suite	Method	Analyte	Symbol	Result	1-sigma TPU	MDA	MDL	Units	Lab Qual	Indep Qual	Lab
R-1	1031.1	09/12/05	WG	UF	CS	—	Inorg	300	Fluoride	—	0.188	—	—	0.03	mg/L	—	—	GELC
R-1	1031.1	05/19/05	WG	UF	CS	FB	Inorg	300	Fluoride	<	0.03	—	—	0.03	mg/L	U	UJ	GELC
R-1	1031.1	07/06/06	WG	F	CS	FD	Inorg	A2340	Hardness	—	44.7	—	—	0.085	mg/L	—	—	GELC
R-1	1031.1	07/06/06	WG	F	CS	—	Inorg	A2340	Hardness	—	45.7	—	—	0.085	mg/L	—	—	GELC
R-1	1031.1	01/25/06	WG	F	CS	—	Inorg	A2340	Hardness	—	46.1	—	—	0.085	mg/L	—	—	GELC
R-1	1031.1	09/12/05	WG	F	CS	FD	Inorg	A2340	Hardness	—	42.5	—	—	0.085	mg/L	—	—	GELC
R-1	1031.1	09/12/05	WG	F	CS	—	Inorg	A2340	Hardness	—	45	—	—	0.085	mg/L	—	—	GELC
R-1	1031.1	07/06/06	WG	UF	CS	FD	Inorg	A2340	Hardness	—	44.8	—	—	0.085	mg/L	—	—	GELC
R-1	1031.1	07/06/06	WG	UF	CS	—	Inorg	A2340	Hardness	—	45.2	—	—	0.085	mg/L	—	—	GELC
R-1	1031.1	01/25/06	WG	UF	CS	—	Inorg	A2340	Hardness	—	46.3	—	—	0.085	mg/L	—	—	GELC
R-1	1031.1	09/12/05	WG	UF	CS	FB	Inorg	A2340	Hardness	<	0.085	—	—	0.085	mg/L	U	—	GELC
R-1	1031.1	09/12/05	WG	UF	CS	FD	Inorg	A2340	Hardness	—	43	—	—	0.085	mg/L	—	—	GELC
R-1	1031.1	09/12/05	WG	UF	CS	—	Inorg	A2340	Hardness	—	42.5	—	—	0.085	mg/L	—	—	GELC
R-1	1031.1	07/06/06	WG	F	CS	FD	Inorg	6010	Magnesium	—	3.98	—	—	0.085	mg/L	—	—	GELC

Table D-1 (continued)

Location	Depth (ft)	Date	Fid Matrix	Fid Prep	Lab Sample Type	Fid QC	Suite	Method	Analyte	Symbol	Result	1-sigma TPU	MDA	MDL	Units	Lab Qual	Indep Qual	Lab
R-1	1031.1	07/06/06	WG	F	CS	—	Inorg	6010	Magnesium	—	4.04	—	—	0.085	mg/L	—	—	GELC
R-1	1031.1	01/25/06	WG	F	CS	—	Inorg	6010	Magnesium	—	4.11	—	—	0.085	mg/L	—	—	GELC
R-1	1031.1	11/28/05	WG	F	CS	—	Inorg	6010	Magnesium	—	3.85	—	—	0.085	mg/L	—	—	GELC
R-1	1031.1	09/12/05	WG	F	CS	FD	Inorg	6010	Magnesium	—	3.78	—	—	0.085	mg/L	—	—	GELC
R-1	1031.1	09/12/05	WG	F	CS	—	Inorg	6010	Magnesium	—	4	—	—	0.085	mg/L	—	—	GELC
R-1	1031.1	07/06/06	WG	UF	CS	FD	Inorg	6010	Magnesium	—	3.97	—	—	0.085	mg/L	—	—	GELC
R-1	1031.1	07/06/06	WG	UF	CS	—	Inorg	6010	Magnesium	—	4.01	—	—	0.085	mg/L	—	—	GELC
R-1	1031.1	01/25/06	WG	UF	CS	—	Inorg	6010	Magnesium	—	4.13	—	—	0.085	mg/L	—	—	GELC
R-1	1031.1	11/28/05	WG	UF	CS	—	Inorg	6010	Magnesium	—	4.02	—	—	0.085	mg/L	—	—	GELC
R-1	1031.1	09/12/05	WG	UF	CS	FB	Inorg	6010	Magnesium	<	0.085	—	—	0.085	mg/L	U	—	GELC
R-1	1031.1	09/12/05	WG	UF	CS	FD	Inorg	6010	Magnesium	—	3.82	—	—	0.085	mg/L	—	—	GELC
R-1	1031.1	09/12/05	WG	UF	CS	—	Inorg	6010	Magnesium	—	3.77	—	—	0.085	mg/L	—	—	GELC
R-1	1031.1	07/06/06	WG	F	CS	FD	Inorg	353.1	Nitrate-Nitrite as N	—	0.253	—	—	0.014	mg/L	—	—	GELC
R-1	1031.1	07/06/06	WG	F	CS	—	Inorg	353.1	Nitrate-Nitrite as N	—	0.259	—	—	0.014	mg/L	—	—	GELC

Table D-1 (continued)

Location	Depth (ft)	Date	Fid Matrix	Fid Prep	Lab Sample Type	Fid QC	Suite	Method	Analyte	Symbol	Result	1-sigma TPU	MDA	MDL	Units	Lab Qual	Indep Qual	Lab
R-1	1031.1	01/25/06	WG	F	CS	—	Inorg	353.1	Nitrate-Nitrite as N	—	0.266	—	—	0.017	mg/L	—	—	GELC
R-1	1031.1	11/28/05	WG	F	CS	—	Inorg	353.1	Nitrate-Nitrite as N	—	0.242	—	—	0.017	mg/L	—	—	GELC
R-1	1031.1	09/12/05	WG	F	CS	FD	Inorg	353.1	Nitrate-Nitrite as N	—	0.253	—	—	0.017	mg/L	—	—	GELC
R-1	1031.1	09/12/05	WG	F	CS	—	Inorg	353.1	Nitrate-Nitrite as N	—	0.253	—	—	0.017	mg/L	—	—	GELC
R-1	1031.1	07/06/06	WG	UF	CS	FD	Inorg	353.1	Nitrate-Nitrite as N	—	0.251	—	—	0.014	mg/L	—	—	GELC
R-1	1031.1	07/06/06	WG	UF	CS	—	Inorg	353.1	Nitrate-Nitrite as N	—	0.251	—	—	0.014	mg/L	—	—	GELC
R-1	1031.1	11/28/05	WG	UF	CS	—	Inorg	353.1	Nitrate-Nitrite as N	—	0.224	—	—	0.017	mg/L	—	—	GELC
R-1	1031.1	09/12/05	WG	UF	CS	FB	Inorg	353.1	Nitrate-Nitrite as N	<	0.017	—	—	0.017	mg/L	U	—	GELC
R-1	1031.1	09/12/05	WG	UF	CS	FD	Inorg	353.1	Nitrate-Nitrite as N	—	0.26	—	—	0.017	mg/L	—	—	GELC
R-1	1031.1	09/12/05	WG	UF	CS	—	Inorg	353.1	Nitrate-Nitrite as N	—	0.24	—	—	0.017	mg/L	—	—	GELC
R-1	1031.1	05/19/05	WG	UF	CS	FB	Inorg	353.1	Nitrate-Nitrite as N	<	0.003	—	—	0.003	mg/L	U	R	GELC
R-1	1031.1	05/19/05	WG	UF	CS	—	Inorg	353.1	Nitrate-Nitrite as N	—	0.244	—	—	0.003	mg/L	—	—	GELC
R-1	1031.1	07/06/06	WG	F	CS	FD	Inorg	314.0	Perchlorate	<	4	—	—	4	µg/L	U	—	GELC
R-1	1031.1	07/06/06	WG	F	CS	FD	Inorg	6850	Perchlorate	—	0.333	—	—	0.05	µg/L	—	J	GELC

Table D-1 (continued)

Location	Depth (ft)	Date	Fid Matrix	Fid Prep	Lab Sample Type	Fid QC	Suite	Method	Analyte	Symbol	Result	1-sigma TPU	MDA	MDL	Units	Lab Qual	Indep Qual	Lab
R-1	1031.1	07/06/06	WG	F	CS	—	Inorg	314.0	Perchlorate	<	4	—	—	4	µg/L	U	—	GELC
R-1	1031.1	07/06/06	WG	F	CS	—	Inorg	6850	Perchlorate	—	0.317	—	—	0.05	µg/L	—	J	GELC
R-1	1031.1	01/25/06	WG	F	CS	—	Inorg	314.0	Perchlorate	<	4	—	—	4	µg/L	U	—	GELC
R-1	1031.1	01/25/06	WG	F	CS	—	Inorg	6850	Perchlorate	—	0.304	—	—	0.05	µg/L	—	—	GELC
R-1	1031.1	09/12/05	WG	F	CS	FD	Inorg	314.0	Perchlorate	<	4	—	—	4	µg/L	U	—	GELC
R-1	1031.1	09/12/05	WG	F	CS	FD	Inorg	6850	Perchlorate	—	0.356	—	—	0.05	µg/L	—	—	GELC
R-1	1031.1	09/12/05	WG	F	CS	—	Inorg	314.0	Perchlorate	<	4	—	—	4	µg/L	U	—	GELC
R-1	1031.1	09/12/05	WG	F	CS	—	Inorg	6850	Perchlorate	—	0.33	—	—	0.05	µg/L	—	—	GELC
R-1	1031.1	01/25/06	WG	UF	CS	—	Inorg	314.0	Perchlorate	<	4	—	—	4	µg/L	U	—	GELC
R-1	1031.1	01/25/06	WG	UF	CS	—	Inorg	6850	Perchlorate	—	0.314	—	—	0.05	µg/L	—	—	GELC
R-1	1031.1	11/28/05	WG	UF	CS	—	Inorg	314.0	Perchlorate	<	4	—	—	4	µg/L	U	—	GELC
R-1	1031.1	11/28/05	WG	UF	CS	—	Inorg	6850	Perchlorate	—	0.334	—	—	0.05	µg/L	—	J+	GELC
R-1	1031.1	09/12/05	WG	UF	CS	FB	Inorg	314.0	Perchlorate	<	4	—	—	4	µg/L	U	—	GELC
R-1	1031.1	09/12/05	WG	UF	CS	FB	Inorg	6850	Perchlorate	>	0.05	—	—	0.05	µg/L	U	—	GELC

Table D-1 (continued)

Location	Depth (ft)	Date	Fid Matrix	Fid Prep	Lab Sample Type	Fid QC	Suite	Method	Analyte	Symbol	Result	1-sigma TPU	MDA	MDL	Units	Lab Qual	Indep Qual	Lab
R-1	1031.1	09/12/05	WG	UF	CS	FD	Inorg	314.0	Perchlorate	<	4	—	—	4	µg/L	U	—	GELC
R-1	1031.1	09/12/05	WG	UF	CS	FD	Inorg	6850	Perchlorate	—	0.352	—	—	0.05	µg/L	—	—	GELC
R-1	1031.1	09/12/05	WG	UF	CS	—	Inorg	314.0	Perchlorate	<	4	—	—	4	µg/L	U	—	GELC
R-1	1031.1	09/12/05	WG	UF	CS	—	Inorg	6850	Perchlorate	—	0.34	—	—	0.05	µg/L	—	—	GELC
R-1	1031.1	05/19/05	WG	UF	CS	FB	Inorg	314.0	Perchlorate	>	4	—	—	4	µg/L	U	—	GELC
R-1	1031.1	05/19/05	WG	UF	CS	FB	Inorg	6850	Perchlorate	<	0.05	—	—	0.05	µg/L	U	—	GELC
R-1	1031.1	05/19/05	WG	UF	CS	—	Inorg	314.0	Perchlorate	<	4	—	—	4	µg/L	U	—	GELC
R-1	1031.1	05/19/05	WG	UF	CS	—	Inorg	6850	Perchlorate	—	0.314	—	—	0.05	µg/L	—	—	GELC
R-1	1031.1	07/06/06	WG	F	CS	FD	Inorg	6010	Potassium	—	1.7	—	—	0.05	mg/L	—	—	GELC
R-1	1031.1	07/06/06	WG	F	CS	—	Inorg	6010	Potassium	—	1.72	—	—	0.05	mg/L	—	—	GELC
R-1	1031.1	01/25/06	WG	F	CS	—	Inorg	6010	Potassium	—	1.75	—	—	0.05	mg/L	—	—	GELC
R-1	1031.1	11/28/05	WG	F	CS	—	Inorg	6010	Potassium	—	1.63	—	—	0.05	mg/L	—	—	GELC
R-1	1031.1	09/12/05	WG	F	CS	FD	Inorg	6010	Potassium	—	1.58	—	—	0.05	mg/L	—	—	GELC
R-1	1031.1	09/12/05	WG	F	CS	—	Inorg	6010	Potassium	—	1.65	—	—	0.05	mg/L	—	—	GELC

Table D-1 (continued)

Location	Depth (ft)	Date	Fid Matrix	Fid Prep	Lab Sample Type	Fid QC	Suite	Method	Analyte	Symbol	Result	1-sigma TPU	MDA	MDL	Units	Lab Qual	Indep Qual	Lab
R-1	1031.1	07/06/06	WG	UF	CS	FD	Inorg	6010	Potassium	—	1.7	—	—	0.05	mg/L	—	—	GELC
R-1	1031.1	07/06/06	WG	UF	CS	—	Inorg	6010	Potassium	—	1.73	—	—	0.05	mg/L	—	—	GELC
R-1	1031.1	01/25/06	WG	UF	CS	—	Inorg	6010	Potassium	—	1.75	—	—	0.05	mg/L	—	—	GELC
R-1	1031.1	11/28/05	WG	UF	CS	—	Inorg	6010	Potassium	—	1.7	—	—	0.05	mg/L	—	—	GELC
R-1	1031.1	09/12/05	WG	UF	CS	FB	Inorg	6010	Potassium	<	0.05	—	—	0.05	mg/L	U	—	GELC
R-1	1031.1	09/12/05	WG	UF	CS	FD	Inorg	6010	Potassium	—	1.57	—	—	0.05	mg/L	—	—	GELC
R-1	1031.1	09/12/05	WG	UF	CS	—	Inorg	6010	Potassium	—	1.55	—	—	0.05	mg/L	—	—	GELC
R-1	1031.1	07/06/06	WG	F	CS	FD	Inorg	6010	Silicon Dioxide	—	76.4	—	—	0.032	mg/L	—	—	GELC
R-1	1031.1	07/06/06	WG	F	CS	—	Inorg	6010	Silicon Dioxide	—	77.9	—	—	0.032	mg/L	—	—	GELC
R-1	1031.1	01/25/06	WG	F	CS	—	Inorg	6010	Silicon Dioxide	—	78.2	—	—	0.032	mg/L	—	—	GELC
R-1	1031.1	11/28/05	WG	F	CS	—	Inorg	6010	Silicon Dioxide	—	72.4	—	—	0.032	mg/L	—	—	GELC
R-1	1031.1	09/12/05	WG	F	CS	FD	Inorg	6010	Silicon Dioxide	<	69.9	—	—	0.032	mg/L	—	J-, U	GELC
R-1	1031.1	09/12/05	WG	F	CS	—	Inorg	6010	Silicon Dioxide	<	74	—	—	0.032	mg/L	—	J-, U	GELC
R-1	1031.1	07/06/06	WG	UF	CS	FD	Inorg	6010	Silicon Dioxide	—	75.6	—	—	0.032	mg/L	—	—	GELC

Table D-1 (continued)

Location	Depth (ft)	Date	Fid Matrix	Fid Prep	Lab Sample Type	Fid QC	Suite	Method	Analyte	Symbol	Result	1-sigma TPU	MDA	MDL	Units	Lab Qual	Indep Qual	Lab
R-1	1031.1	07/06/06	WG	UF	CS	—	Inorg	6010	Silicon Dioxide	—	76.5	—	—	0.032	mg/L	—	—	GELC
R-1	1031.1	01/25/06	WG	UF	CS	—	Inorg	6010	Silicon Dioxide	—	78.6	—	—	0.032	mg/L	—	—	GELC
R-1	1031.1	11/28/05	WG	UF	CS	—	Inorg	6010	Silicon Dioxide	—	74.9	—	—	0.032	mg/L	—	—	GELC
R-1	1031.1	09/12/05	WG	UF	CS	FB	Inorg	6010	Silicon Dioxide	<	0.11	—	—	0.032	mg/L	J	J-, U	GELC
R-1	1031.1	09/12/05	WG	UF	CS	FD	Inorg	6010	Silicon Dioxide	<	70.7	—	—	0.032	mg/L	—	J-, U	GELC
R-1	1031.1	09/12/05	WG	UF	CS	—	Inorg	6010	Silicon Dioxide	<	70	—	—	0.032	mg/L	—	J-, U	GELC
R-1	1031.1	07/06/06	WG	F	CS	FD	Inorg	6010	Sodium	—	11.9	—	—	0.045	mg/L	—	—	GELC
R-1	1031.1	07/06/06	WG	F	CS	—	Inorg	6010	Sodium	—	12.6	—	—	0.045	mg/L	—	—	GELC
R-1	1031.1	01/25/06	WG	F	CS	—	Inorg	6010	Sodium	—	12.3	—	—	0.045	mg/L	—	—	GELC
R-1	1031.1	11/28/05	WG	F	CS	—	Inorg	6010	Sodium	—	11.4	—	—	0.045	mg/L	—	—	GELC
R-1	1031.1	09/12/05	WG	F	CS	FD	Inorg	6010	Sodium	—	11.7	—	—	0.045	mg/L	E	—	GELC
R-1	1031.1	09/12/05	WG	F	CS	—	Inorg	6010	Sodium	—	12.5	—	—	0.045	mg/L	E	—	GELC
R-1	1031.1	07/06/06	WG	UF	CS	FD	Inorg	6010	Sodium	—	12.2	—	—	0.045	mg/L	—	—	GELC
R-1	1031.1	07/06/06	WG	UF	CS	—	Inorg	6010	Sodium	—	12.4	—	—	0.045	mg/L	—	—	GELC

Table D-1 (continued)

Location	Depth (ft)	Date	Fid Matrix	Fid Prep	Lab Sample Type	Fid QC	Suite	Method	Analyte	Symbol	Result	1-sigma TPU	MDA	MDL	Units	Lab Qual	Indep Qual	Lab
R-1	1031.1	01/25/06	WG	UF	CS	—	Inorg	6010	Sodium	—	12.5	—	—	0.045	mg/L	—	—	GELC
R-1	1031.1	11/28/05	WG	UF	CS	—	Inorg	6010	Sodium	—	12	—	—	0.045	mg/L	—	—	GELC
R-1	1031.1	09/12/05	WG	UF	CS	FB	Inorg	6010	Sodium	<	0.045	—	—	0.045	mg/L	UE	UJ	GELC
R-1	1031.1	09/12/05	WG	UF	CS	FD	Inorg	6010	Sodium	—	12	—	—	0.045	mg/L	E	—	GELC
R-1	1031.1	09/12/05	WG	UF	CS	—	Inorg	6010	Sodium	—	11.9	—	—	0.045	mg/L	E	—	GELC
R-1	1031.1	07/06/06	WG	F	CS	FD	Inorg	120.1	Specific Conductance	—	140	—	—	1	uS/cm	—	—	GELC
R-1	1031.1	07/06/06	WG	F	CS	—	Inorg	120.1	Specific Conductance	—	139	—	—	1	uS/cm	—	—	GELC
R-1	1031.1	01/25/06	WG	F	CS	—	Inorg	120.1	Specific Conductance	—	139	—	—	1	uS/cm	—	—	GELC
R-1	1031.1	09/12/05	WG	F	CS	FD	Inorg	120.1	Specific Conductance	—	125	—	—	1	uS/cm	—	J	GELC
R-1	1031.1	09/12/05	WG	F	CS	—	Inorg	120.1	Specific Conductance	—	121	—	—	1	uS/cm	—	J	GELC
R-1	1031.1	07/06/06	WG	UF	CS	FD	Inorg	120.1	Specific Conductance	—	139	—	—	1	uS/cm	—	—	GELC
R-1	1031.1	07/06/06	WG	UF	CS	—	Inorg	120.1	Specific Conductance	—	139	—	—	1	uS/cm	—	—	GELC
R-1	1031.1	07/06/06	WG	F	CS	FD	Inorg	300	Sulfate	—	2.81	—	—	0.1	mg/L	—	—	GELC
R-1	1031.1	07/06/06	WG	F	CS	—	Inorg	300	Sulfate	—	2.9	—	—	0.1	mg/L	—	—	GELC

Table D-1 (continued)

Location	Depth (ft)	Date	Fid Matrix	Fid Prep	Lab Sample Type	Fid QC	Suite	Method	Analyte	Symbol	Result	1-sigma TPU	MDA	MDL	Units	Lab Qual	Indep Qual	Lab
R-1	1031.1	01/25/06	WG	F	CS	—	Inorg	300	Sulfate	—	3.37	—	—	0.057	mg/L	—	—	GELC
R-1	1031.1	11/28/05	WG	F	CS	—	Inorg	300	Sulfate	—	3.22	—	—	0.057	mg/L	—	—	GELC
R-1	1031.1	09/12/05	WG	F	CS	FD	Inorg	300	Sulfate	—	3.23	—	—	0.057	mg/L	—	—	GELC
R-1	1031.1	09/12/05	WG	F	CS	—	Inorg	300	Sulfate	—	3.27	—	—	0.057	mg/L	—	—	GELC
R-1	1031.1	07/06/06	WG	UF	CS	FD	Inorg	300	Sulfate	—	2.97	—	—	0.1	mg/L	—	—	GELC
R-1	1031.1	07/06/06	WG	UF	CS	—	Inorg	300	Sulfate	—	3.09	—	—	0.1	mg/L	—	—	GELC
R-1	1031.1	09/12/05	WG	UF	CS	FB	Inorg	300	Sulfate	<	0.057	—	—	0.057	mg/L	U	—	GELC
R-1	1031.1	09/12/05	WG	UF	CS	FD	Inorg	300	Sulfate	—	3.41	—	—	0.057	mg/L	—	—	GELC
R-1	1031.1	09/12/05	WG	UF	CS	—	Inorg	300	Sulfate	—	3.36	—	—	0.057	mg/L	—	—	GELC
R-1	1031.1	05/19/05	WG	UF	CS	FB	Inorg	300	Sulfate	<	0.057	—	—	0.057	mg/L	U	UJ	GELC
R-1	1031.1	07/06/06	WG	UF	CS	FD	Inorg	160.2	Suspended Sediment Concentration	—	1	—	—	0.713	mg/L	J	—	GELC
R-1	1031.1	07/06/06	WG	UF	CS	—	Inorg	160.2	Suspended Sediment Concentration	<	1.27	—	—	1.27	mg/L	U	—	GELC
R-1	1031.1	09/12/05	WG	UF	CS	FB	Inorg	160.2	Suspended Sediment Concentration	<	0.576	—	—	0.576	mg/L	U	—	GELC

Table D-1 (continued)

Location	Depth (ft)	Date	Fid Matrix	Fid Prep	Lab Sample Type	Fid QC	Suite	Method	Analyte	Symbol	Result	1-sigma TPU	MDA	MDL	Units	Lab Qual	Indep Qual	Lab
R-1	1031.1	09/12/05	WG	UF	CS	FD	Inorg	160.2	Suspended Sediment Concentration	<	1.19	—	—	1.19	mg/L	U	—	GELC
R-1	1031.1	09/12/05	WG	UF	CS	—	Inorg	160.2	Suspended Sediment Concentration	—	0.722	—	—	0.588	mg/L	J	—	GELC
R-1	1031.1	09/12/05	WG	UF	RE	FD	Inorg	160.2	Suspended Sediment Concentration	<	1.19	—	—	1.19	mg/L	U	—	GELC
R-1	1031.1	07/06/06	WG	F	CS	FD	Inorg	160.1	Total Dissolved Solids	—	155	—	—	2.38	mg/L	—	—	GELC
R-1	1031.1	07/06/06	WG	F	CS	—	Inorg	160.1	Total Dissolved Solids	—	149	—	—	2.38	mg/L	—	—	GELC
R-1	1031.1	01/25/06	WG	F	CS	—	Inorg	160.1	Total Dissolved Solids	—	149	—	—	2.38	mg/L	—	—	GELC
R-1	1031.1	09/12/05	WG	F	CS	FD	Inorg	160.1	Total Dissolved Solids	—	123	—	—	2.38	mg/L	—	—	GELC
R-1	1031.1	09/12/05	WG	F	CS	—	Inorg	160.1	Total Dissolved Solids	—	140	—	—	2.38	mg/L	—	—	GELC
R-1	1031.1	07/06/06	WG	UF	CS	FD	Inorg	160.1	Total Dissolved Solids	—	157	—	—	2.38	mg/L	—	—	GELC
R-1	1031.1	07/06/06	WG	UF	CS	—	Inorg	160.1	Total Dissolved Solids	—	154	—	—	2.38	mg/L	—	—	GELC
R-1	1031.1	09/12/05	WG	UF	CS	FB	Inorg	160.1	Total Dissolved Solids	<	2.38	—	—	2.38	mg/L	U	—	GELC
R-1	1031.1	09/12/05	WG	UF	CS	FD	Inorg	160.1	Total Dissolved Solids	—	148	—	—	2.38	mg/L	—	—	GELC
R-1	1031.1	09/12/05	WG	UF	CS	—	Inorg	160.1	Total Dissolved Solids	—	143	—	—	2.38	mg/L	—	—	GELC

Table D-1 (continued)

Location	Depth (ft)	Date	Fid Matrix	Fid Prep	Lab Sample Type	Fid QC	Suite	Method	Analyte	Symbol	Result	1-sigma TPU	MDA	MDL	Units	Lab Qual	Indep Qual	Lab
R-1	1031.1	07/06/06	WG	UF	CS	FD	Inorg	9060	Total Organic Carbon	—	0.348	—	—	0.33	mg/L	J	—	GELC
R-1	1031.1	07/06/06	WG	UF	CS	—	Inorg	9060	Total Organic Carbon	<	0.33	—	—	0.33	mg/L	U	—	GELC
R-1	1031.1	11/28/05	WG	UF	CS	—	Inorg	9060	Total Organic Carbon	<	0.801	—	—	0.074	mg/L	J	U	GELC
R-1	1031.1	09/12/05	WG	UF	CS	FB	Inorg	9060	Total Organic Carbon	—	0.666	—	—	0.074	mg/L	J	J-	GELC
R-1	1031.1	09/12/05	WG	UF	CS	FD	Inorg	9060	Total Organic Carbon	<	0.539	—	—	0.074	mg/L	J	J-, U	GELC
R-1	1031.1	09/12/05	WG	UF	CS	—	Inorg	9060	Total Organic Carbon	<	0.852	—	—	0.074	mg/L	J	U	GELC
R-1	1031.1	05/19/05	WG	UF	CS	FB	Inorg	9060	Total Organic Carbon	<	0.204	—	—	0.074	mg/L	—	UJ	GELC
R-1	1031.1	05/19/05	WG	UF	CS	—	Inorg	9060	Total Organic Carbon	<	0.215	—	—	0.074	mg/L	—	UJ	GELC
R-1	1031.1	07/06/06	WG	F	CS	FD	Inorg	365.4	Total Phosphate as Phosphorus	<	0.01	—	—	0.01	mg/L	U	UJ	GELC
R-1	1031.1	07/06/06	WG	F	CS	—	Inorg	365.4	Total Phosphate as Phosphorus	—	0.01	—	—	0.01	mg/L	J	JN-	GELC
R-1	1031.1	01/25/06	WG	F	CS	—	Inorg	365.4	Total Phosphate as Phosphorus	—	0.096	—	—	0.01	mg/L	—	—	GELC
R-1	1031.1	11/28/05	WG	F	CS	—	Inorg	300	Total Phosphate as Phosphorus	—	0.044	—	—	0.038	mg/L	HJ	J	GELC
R-1	1031.1	11/28/05	WG	F	CS	—	Inorg	365.4	Total Phosphate as Phosphorus	<	0.04	—	—	0.01	mg/L	J	U	GELC
R-1	1031.1	09/12/05	WG	F	CS	FD	Inorg	300	Total Phosphate as Phosphorus	<	0.038	—	—	0.038	mg/L	UH	R	GELC

Table D-1 (continued)

Location	Depth (ft)	Date	Fid Matrix	Fid Prep	Lab Sample Type	Fid QC	Suite	Method	Analyte	Symbol	Result	1-sigma TPU	MDA	MDL	Units	Lab Qual	Indep Qual	Lab
R-1	1031.1	09/12/05	WG	F	CS	FD	Inorg	365.4	Total Phosphate as Phosphorus	<	0.1	—	—	0.01	mg/L	—	U	GELC
R-1	1031.1	09/12/05	WG	F	CS	—	Inorg	300	Total Phosphate as Phosphorus	<	0.038	—	—	0.038	mg/L	UH	R	GELC
R-1	1031.1	09/12/05	WG	F	CS	—	Inorg	365.4	Total Phosphate as Phosphorus	<	0.072	—	—	0.01	mg/L	—	U	GELC
R-1	1031.1	07/06/06	WG	UF	CS	FD	Inorg	365.4	Total Phosphate as Phosphorus	<	0.01	—	—	0.01	mg/L	U	UJ	GELC
R-1	1031.1	07/06/06	WG	UF	CS	—	Inorg	365.4	Total Phosphate as Phosphorus	—	0.016	—	—	0.01	mg/L	J	JN-	GELC
R-1	1031.1	11/28/05	WG	UF	CS	—	Inorg	365.4	Total Phosphate as Phosphorus	<	0.04	—	—	0.01	mg/L	J	U	GELC
R-1	1031.1	09/12/05	WG	UF	CS	FB	Inorg	365.4	Total Phosphate as Phosphorus	<	0.045	—	—	0.01	mg/L	J	U	GELC
R-1	1031.1	09/12/05	WG	UF	CS	FD	Inorg	365.4	Total Phosphate as Phosphorus	<	0.049	—	—	0.01	mg/L	J	U	GELC
R-1	1031.1	09/12/05	WG	UF	CS	—	Inorg	365.4	Total Phosphate as Phosphorus	<	0.07	—	—	0.01	mg/L	—	U	GELC
R-1	1031.1	05/19/05	WG	UF	CS	FB	Inorg	300	Total Phosphate as Phosphorus	<	0.038	—	—	0.038	mg/L	UH	UJ	GELC
R-1	1031.1	07/06/06	WG	F	CS	FD	Inorg	150.1	pH	—	7.75	—	—	0.01	SU	H	J	GELC
R-1	1031.1	07/06/06	WG	F	CS	—	Inorg	150.1	pH	—	7.74	—	—	0.01	SU	H	J	GELC
R-1	1031.1	01/25/06	WG	F	CS	—	Inorg	150.1	pH	—	7.58	—	—	0.01	SU	H	J	GELC
R-1	1031.1	09/12/05	WG	F	CS	FD	Inorg	150.1	pH	—	7.4	—	—	0.01	SU	H	J	GELC

Table D-1 (continued)

Location	Depth (ft)	Date	Fid Matrix	Fid Prep	Lab Sample Type	Fid QC	Suite	Method	Analyte	Symbol	Result	1-sigma TPU	MDA	MDL	Units	Lab Qual	Indep Qual	Lab
R-1	1031.1	09/12/05	WG	F	CS	—	Inorg	150.1	pH	—	7.36	—	—	0.01	SU	H	J	GELC
R-1	1031.1	07/06/06	WG	UF	CS	FD	Inorg	150.1	pH	—	7.92	—	—	0.01	SU	H	J	GELC
R-1	1031.1	07/06/06	WG	UF	CS	—	Inorg	150.1	pH	—	7.9	—	—	0.01	SU	H	J	GELC
R-1	1031.1	07/06/06	WG	F	CS	FD	Met	6010	Barium	—	15.4	—	—	1	µg/L	—	—	GELC
R-1	1031.1	07/06/06	WG	F	CS	—	Met	6010	Barium	—	16	—	—	1	µg/L	—	—	GELC
R-1	1031.1	01/25/06	WG	F	CS	—	Met	6010	Barium	—	16.7	—	—	1	µg/L	—	—	GELC
R-1	1031.1	11/28/05	WG	F	CS	—	Met	6010	Barium	—	15.4	—	—	1	µg/L	—	—	GELC
R-1	1031.1	09/12/05	WG	F	CS	FD	Met	6010	Barium	—	14.9	—	—	1	µg/L	—	—	GELC
R-1	1031.1	09/12/05	WG	F	CS	—	Met	6010	Barium	—	15.8	—	—	1	µg/L	—	—	GELC
R-1	1031.1	07/06/06	WG	UF	CS	FD	Met	6010	Barium	—	16.2	—	—	1	µg/L	—	—	GELC
R-1	1031.1	07/06/06	WG	UF	CS	—	Met	6010	Barium	—	16.5	—	—	1	µg/L	—	—	GELC
R-1	1031.1	01/25/06	WG	UF	CS	—	Met	6010	Barium	—	16.6	—	—	1	µg/L	—	—	GELC
R-1	1031.1	11/28/05	WG	UF	CS	—	Met	6010	Barium	—	16.1	—	—	1	µg/L	—	—	GELC
R-1	1031.1	09/12/05	WG	UF	CS	FB	Met	6010	Barium	>	1	—	—	1	µg/L	U	—	GELC

Table D-1 (continued)

Location	Depth (ft)	Date	Fid Matrix	Fid Prep	Lab Sample Type	Fid QC	Suite	Method	Analyte	Symbol	Result	1-sigma TPU	MDA	MDL	Units	Lab Qual	Indep Qual	Lab
R-1	1031.1	09/12/05	WG	UF	CS	FD	Met	6010	Barium	—	15.3	—	—	1	µg/L	—	—	GELC
R-1	1031.1	09/12/05	WG	UF	CS	—	Met	6010	Barium	—	15.3	—	—	1	µg/L	—	—	GELC
R-1	1031.1	07/06/06	WG	F	CS	FD	Met	6010	Boron	—	11.8	—	—	10	µg/L	J	—	GELC
R-1	1031.1	07/06/06	WG	F	CS	—	Met	6010	Boron	—	14.4	—	—	10	µg/L	J	—	GELC
R-1	1031.1	01/25/06	WG	F	CS	—	Met	6010	Boron	<	10	—	—	10	µg/L	U	—	GELC
R-1	1031.1	11/28/05	WG	F	CS	—	Met	6010	Boron	—	11.7	—	—	10	µg/L	J	—	GELC
R-1	1031.1	09/12/05	WG	F	CS	FD	Met	6010	Boron	—	10.1	—	—	10	µg/L	J	—	GELC
R-1	1031.1	09/12/05	WG	F	CS	—	Met	6010	Boron	—	12.4	—	—	10	µg/L	J	—	GELC
R-1	1031.1	07/06/06	WG	UF	CS	FD	Met	6010	Boron	—	16.5	—	—	10	µg/L	J	—	GELC
R-1	1031.1	07/06/06	WG	UF	CS	—	Met	6010	Boron	—	16	—	—	10	µg/L	J	—	GELC
R-1	1031.1	01/25/06	WG	UF	CS	—	Met	6010	Boron	<	10	—	—	10	µg/L	U	—	GELC
R-1	1031.1	11/28/05	WG	UF	CS	—	Met	6010	Boron	—	10.7	—	—	10	µg/L	J	—	GELC
R-1	1031.1	09/12/05	WG	UF	CS	FB	Met	6010	Boron	<	10	—	—	10	µg/L	U	—	GELC
R-1	1031.1	09/12/05	WG	UF	CS	FD	Met	6010	Boron	>	10	—	—	10	µg/L	U	—	GELC

Table D-1 (continued)

Location	Depth (ft)	Date	Fid Matrix	Fid Prep	Lab Sample Type	Fid QC	Suite	Method	Analyte	Symbol	Result	1-sigma TPU	MDA	MDL	Units	Lab Qual	Indep Qual	Lab
R-1	1031.1	09/12/05	WG	UF	CS	—	Met	6010	Boron	<	10	—	—	10	µg/L	U	—	GELC
R-1	1031.1	07/06/06	WG	F	CS	FD	Met	6020	Chromium	—	6.9	—	—	1	µg/L	—	—	GELC
R-1	1031.1	07/06/06	WG	F	CS	—	Met	6020	Chromium	—	7.2	—	—	5	µg/L	J	—	GELC
R-1	1031.1	04/19/06	WG	F	CS	—	Met	6020	Chromium	—	4.5	—	—	1	µg/L	—	J	GELC
R-1	1031.1	01/25/06	WG	F	CS	—	Met	6010	Chromium	—	4.5	—	—	1	µg/L	J	—	GELC
R-1	1031.1	11/28/05	WG	F	CS	—	Met	6010	Chromium	—	4.9	—	—	1	µg/L	J	—	GELC
R-1	1031.1	07/06/06	WG	UF	CS	FD	Met	6020	Chromium	—	7.7	—	—	5	µg/L	J	—	GELC
R-1	1031.1	07/06/06	WG	UF	CS	—	Met	6020	Chromium	—	7.4	—	—	5	µg/L	J	—	GELC
R-1	1031.1	04/19/06	WG	UF	CS	—	Met	6020	Chromium	—	5.3	—	—	1	µg/L	—	—	GELC
R-1	1031.1	01/25/06	WG	UF	CS	—	Met	6010	Chromium	—	4.6	—	—	1	µg/L	J	—	GELC
R-1	1031.1	11/28/05	WG	UF	CS	—	Met	6010	Chromium	—	5.2	—	—	1	µg/L	—	—	GELC
R-1	1031.1	07/06/06	WG	F	CS	FD	Met	6010	Copper	<	3	—	—	3	µg/L	U	—	GELC
R-1	1031.1	07/06/06	WG	F	CS	—	Met	6010	Copper	<	3	—	—	3	µg/L	U	—	GELC
R-1	1031.1	01/25/06	WG	F	CS	—	Met	6010	Copper	<	3	—	—	3	µg/L	U	—	GELC

Table D-1 (continued)

Location	Depth (ft)	Date	Fid Matrix	Fid Prep	Lab Sample Type	Fid QC	Suite	Method	Analyte	Symbol	Result	1-sigma TPU	MDA	MDL	Units	Lab Qual	Indep Qual	Lab
R-1	1031.1	11/28/05	WG	F	CS	—	Met	6010	Copper	<	3	—	—	3	µg/L	U	—	GELC
R-1	1031.1	09/12/05	WG	F	CS	FD	Met	6010	Copper	<	3	—	—	3	µg/L	U	—	GELC
R-1	1031.1	09/12/05	WG	F	CS	—	Met	6010	Copper	<	3	—	—	3	µg/L	U	—	GELC
R-1	1031.1	07/06/06	WG	UF	CS	FD	Met	6010	Copper	—	3.4	—	—	3	µg/L	J	—	GELC
R-1	1031.1	07/06/06	WG	UF	CS	—	Met	6010	Copper	—	3.5	—	—	3	µg/L	J	—	GELC
R-1	1031.1	01/25/06	WG	UF	CS	—	Met	6010	Copper	<	3	—	—	3	µg/L	U	—	GELC
R-1	1031.1	11/28/05	WG	UF	CS	—	Met	6010	Copper	<	3	—	—	3	µg/L	U	—	GELC
R-1	1031.1	09/12/05	WG	UF	CS	FB	Met	6010	Copper	<	3	—	—	3	µg/L	U	—	GELC
R-1	1031.1	09/12/05	WG	UF	CS	FD	Met	6010	Copper	<	3	—	—	3	µg/L	U	—	GELC
R-1	1031.1	09/12/05	WG	UF	CS	—	Met	6010	Copper	<	3	—	—	3	µg/L	U	—	GELC
R-1	1031.1	07/06/06	WG	F	CS	FD	Met	6010	Iron	<	18	—	—	18	µg/L	U	—	GELC
R-1	1031.1	07/06/06	WG	F	CS	—	Met	6010	Iron	<	19	—	—	18	µg/L	J	U	GELC
R-1	1031.1	01/25/06	WG	F	CS	—	Met	6010	Iron	<	18	—	—	18	µg/L	U	—	GELC
R-1	1031.1	11/28/05	WG	F	CS	—	Met	6010	Iron	>	23.1	—	—	18	µg/L	J	U	GELC

Table D-1 (continued)

Location	Depth (ft)	Date	Fid Matrix	Fid Prep	Lab Sample Type	Fid QC	Suite	Method	Analyte	Symbol	Result	1-sigma TPU	MDA	MDL	Units	Lab Qual	Indep Qual	Lab
R-1	1031.1	09/12/05	WG	F	CS	FD	Met	6010	Iron	<	18	—	—	18	µg/L	U	—	GELC
R-1	1031.1	09/12/05	WG	F	CS	—	Met	6010	Iron	<	18	—	—	18	µg/L	U	—	GELC
R-1	1031.1	07/06/06	WG	UF	CS	FD	Met	6010	Iron	<	93	—	—	18	µg/L	J	U	GELC
R-1	1031.1	07/06/06	WG	UF	CS	—	Met	6010	Iron	—	525	—	—	18	µg/L	—	—	GELC
R-1	1031.1	01/25/06	WG	UF	CS	—	Met	6010	Iron	—	18.2	—	—	18	µg/L	J	—	GELC
R-1	1031.1	11/28/05	WG	UF	CS	—	Met	6010	Iron	<	58.6	—	—	18	µg/L	J	U	GELC
R-1	1031.1	09/12/05	WG	UF	CS	FB	Met	6010	Iron	<	18	—	—	18	µg/L	U	—	GELC
R-1	1031.1	09/12/05	WG	UF	CS	FD	Met	6010	Iron	—	56.6	—	—	18	µg/L	J	—	GELC
R-1	1031.1	09/12/05	WG	UF	CS	—	Met	6010	Iron	—	54.4	—	—	18	µg/L	J	—	GELC
R-1	1031.1	07/06/06	WG	F	CS	FD	Met	6010	Molybdenum	—	2.4	—	—	2	µg/L	J	—	GELC
R-1	1031.1	07/06/06	WG	F	CS	—	Met	6010	Molybdenum	—	2.2	—	—	2	µg/L	J	—	GELC
R-1	1031.1	01/25/06	WG	F	CS	—	Met	6010	Molybdenum	—	2.6	—	—	2	µg/L	J	—	GELC
R-1	1031.1	11/28/05	WG	F	CS	—	Met	6020	Molybdenum	—	2	—	—	0.1	µg/L	—	—	GELC
R-1	1031.1	09/12/05	WG	F	CS	FD	Met	6010	Molybdenum	>	2	—	—	2	µg/L	U	—	GELC

Table D-1 (continued)

Location	Depth (ft)	Date	Fid Matrix	Fid Prep	Lab Sample Type	Fid QC	Suite	Method	Analyte	Symbol	Result	1-sigma TPU	MDA	MDL	Units	Lab Qual	Indep Qual	Lab
R-1	1031.1	09/12/05	WG	F	CS	—	Met	6010	Molybdenum	—	2.1	—	—	2	µg/L	J	—	GELC
R-1	1031.1	07/06/06	WG	UF	CS	FD	Met	6010	Molybdenum	<	2	—	—	2	µg/L	U	—	GELC
R-1	1031.1	07/06/06	WG	UF	CS	—	Met	6010	Molybdenum	—	2.2	—	—	2	µg/L	J	—	GELC
R-1	1031.1	01/25/06	WG	UF	CS	—	Met	6010	Molybdenum	—	2.9	—	—	2	µg/L	J	—	GELC
R-1	1031.1	11/28/05	WG	UF	CS	—	Met	6020	Molybdenum	—	1.8	—	—	0.1	µg/L	—	—	GELC
R-1	1031.1	09/12/05	WG	UF	CS	FB	Met	6010	Molybdenum	<	2	—	—	2	µg/L	U	—	GELC
R-1	1031.1	09/12/05	WG	UF	CS	FD	Met	6010	Molybdenum	<	2	—	—	2	µg/L	U	—	GELC
R-1	1031.1	09/12/05	WG	UF	CS	—	Met	6010	Molybdenum	—	2.8	—	—	2	µg/L	J	—	GELC
R-1	1031.1	07/06/06	WG	F	CS	FD	Met	6020	Nickel	—	0.68	—	—	0.5	µg/L	J	—	GELC
R-1	1031.1	07/06/06	WG	F	CS	—	Met	6020	Nickel	<	2.5	—	—	2.5	µg/L	U	—	GELC
R-1	1031.1	01/25/06	WG	F	CS	—	Met	6020	Nickel	—	0.68	—	—	0.5	µg/L	J	—	GELC
R-1	1031.1	11/28/05	WG	F	CS	—	Met	6010	Nickel	—	1.1	—	—	1	µg/L	J	—	GELC
R-1	1031.1	09/12/05	WG	F	CS	FD	Met	6020	Nickel	—	0.64	—	—	0.5	µg/L	J	—	GELC
R-1	1031.1	09/12/05	WG	F	CS	—	Met	6020	Nickel	—	0.68	—	—	0.5	µg/L	J	—	GELC

Table D-1 (continued)

Location	Depth (ft)	Date	Fid Matrix	Fid Prep	Lab Sample Type	Fid QC	Suite	Method	Analyte	Symbol	Result	1-sigma TPU	MDA	MDL	Units	Lab Qual	Indep Qual	Lab
R-1	1031.1	07/06/06	WG	UF	CS	FD	Met	6020	Nickel	<	2.5	—	—	2.5	µg/L	U	—	GELC
R-1	1031.1	07/06/06	WG	UF	CS	—	Met	6020	Nickel	<	2.5	—	—	2.5	µg/L	U	—	GELC
R-1	1031.1	01/25/06	WG	UF	CS	—	Met	6020	Nickel	—	0.66	—	—	0.5	µg/L	J	—	GELC
R-1	1031.1	11/28/05	WG	UF	CS	—	Met	6010	Nickel	<	1	—	—	1	µg/L	U	—	GELC
R-1	1031.1	09/12/05	WG	UF	CS	FB	Met	6020	Nickel	<	0.5	—	—	0.5	µg/L	U	—	GELC
R-1	1031.1	09/12/05	WG	UF	CS	FD	Met	6020	Nickel	—	0.93	—	—	0.5	µg/L	J	—	GELC
R-1	1031.1	09/12/05	WG	UF	CS	—	Met	6020	Nickel	—	1	—	—	0.5	µg/L	J	—	GELC
R-1	1031.1	07/06/06	WG	F	CS	FD	Met	6010	Strontium	—	52.4	—	—	1	µg/L	—	—	GELC
R-1	1031.1	07/06/06	WG	F	CS	—	Met	6010	Strontium	—	53.7	—	—	1	µg/L	—	—	GELC
R-1	1031.1	01/25/06	WG	F	CS	—	Met	6010	Strontium	—	54.5	—	—	1	µg/L	—	—	GELC
R-1	1031.1	11/28/05	WG	F	CS	—	Met	6010	Strontium	—	50.3	—	—	1	µg/L	—	—	GELC
R-1	1031.1	09/12/05	WG	F	CS	FD	Met	6010	Strontium	—	49.6	—	—	1	µg/L	—	—	GELC
R-1	1031.1	09/12/05	WG	F	CS	—	Met	6010	Strontium	—	52.5	—	—	1	µg/L	—	—	GELC
R-1	1031.1	07/06/06	WG	UF	CS	FD	Met	6010	Strontium	—	52.2	—	—	1	µg/L	—	—	GELC

Table D-1 (continued)

Location	Depth (ft)	Date	Fid Matrix	Fid Prep	Lab Sample Type	Fid QC	Suite	Method	Analyte	Symbol	Result	1-sigma TPU	MDA	MDL	Units	Lab Qual	Indep Qual	Lab
R-1	1031.1	07/06/06	WG	UF	CS	—	Met	6010	Strontium	—	52.8	—	—	1	µg/L	—	—	GELC
R-1	1031.1	01/25/06	WG	UF	CS	—	Met	6010	Strontium	—	54.6	—	—	1	µg/L	—	—	GELC
R-1	1031.1	11/28/05	WG	UF	CS	—	Met	6010	Strontium	—	52.3	—	—	1	µg/L	—	—	GELC
R-1	1031.1	09/12/05	WG	UF	CS	FB	Met	6010	Strontium	<	1	—	—	1	µg/L	U	—	GELC
R-1	1031.1	09/12/05	WG	UF	CS	FD	Met	6010	Strontium	—	50.1	—	—	1	µg/L	—	—	GELC
R-1	1031.1	09/12/05	WG	UF	CS	—	Met	6010	Strontium	—	49.6	—	—	1	µg/L	—	—	GELC
R-1	1031.1	07/06/06	WG	F	CS	FD	Met	6020	Uranium	—	0.89	—	—	0.05	µg/L	—	—	GELC
R-1	1031.1	07/06/06	WG	F	CS	—	Met	6020	Uranium	—	0.95	—	—	0.05	µg/L	—	—	GELC
R-1	1031.1	01/25/06	WG	F	CS	—	Met	6020	Uranium	—	0.93	—	—	0.05	µg/L	—	—	GELC
R-1	1031.1	11/28/05	WG	F	CS	—	Met	6020	Uranium	—	0.8	—	—	0.05	µg/L	—	—	GELC
R-1	1031.1	09/12/05	WG	F	CS	FD	Met	6020	Uranium	—	0.84	—	—	0.05	µg/L	—	—	GELC
R-1	1031.1	09/12/05	WG	F	CS	—	Met	6020	Uranium	—	0.84	—	—	0.05	µg/L	—	—	GELC
R-1	1031.1	07/06/06	WG	UF	CS	FD	Met	6020	Uranium	—	0.87	—	—	0.05	µg/L	—	—	GELC
R-1	1031.1	07/06/06	WG	UF	CS	—	Met	6020	Uranium	—	0.88	—	—	0.05	µg/L	—	—	GELC

Table D-1 (continued)

Location	Depth (ft)	Date	Fid Matrix	Fid Prep	Lab Sample Type	Fid QC	Suite	Method	Analyte	Symbol	Result	1-sigma TPU	MDA	MDL	Units	Lab Qual	Indep Qual	Lab
R-1	1031.1	01/25/06	WG	UF	CS	—	Met	6020	Uranium	—	0.95	—	—	0.05	µg/L	—	—	GELC
R-1	1031.1	11/28/05	WG	UF	CS	—	Met	6020	Uranium	—	0.79	—	—	0.05	µg/L	—	—	GELC
R-1	1031.1	09/12/05	WG	UF	CS	FB	Met	6020	Uranium	<	0.05	—	—	0.05	µg/L	U	—	GELC
R-1	1031.1	09/12/05	WG	UF	CS	FD	Met	6020	Uranium	—	0.85	—	—	0.05	µg/L	—	—	GELC
R-1	1031.1	09/12/05	WG	UF	CS	—	Met	6020	Uranium	—	0.83	—	—	0.05	µg/L	—	—	GELC
R-1	1031.1	07/06/06	WG	F	CS	FD	Met	6010	Vanadium	—	8	—	—	1	µg/L	—	—	GELC
R-1	1031.1	07/06/06	WG	F	CS	—	Met	6010	Vanadium	—	7.3	—	—	1	µg/L	—	—	GELC
R-1	1031.1	01/25/06	WG	F	CS	—	Met	6010	Vanadium	—	6.7	—	—	1	µg/L	—	—	GELC
R-1	1031.1	11/28/05	WG	F	CS	—	Met	6010	Vanadium	—	5.9	—	—	1	µg/L	—	—	GELC
R-1	1031.1	09/12/05	WG	F	CS	FD	Met	6010	Vanadium	—	6	—	—	1	µg/L	—	—	GELC
R-1	1031.1	09/12/05	WG	F	CS	—	Met	6010	Vanadium	—	6.6	—	—	1	µg/L	—	—	GELC
R-1	1031.1	07/06/06	WG	UF	CS	FD	Met	6010	Vanadium	—	7.4	—	—	1	µg/L	—	—	GELC
R-1	1031.1	07/06/06	WG	UF	CS	—	Met	6010	Vanadium	—	8	—	—	1	µg/L	—	—	GELC
R-1	1031.1	01/25/06	WG	UF	CS	—	Met	6010	Vanadium	—	6.8	—	—	1	µg/L	—	—	GELC

Table D-1 (continued)

Location	Depth (ft)	Date	Fid Matrix	Fid Prep	Lab Sample Type	Fid QC	Suite	Method	Analyte	Symbol	Result	1-sigma TPU	MDA	MDL	Units	Lab Qual	Indep Qual	Lab
R-1	1031.1	11/28/05	WG	UF	CS	—	Met	6010	Vanadium	—	6.7	—	—	1	µg/L	—	—	GELC
R-1	1031.1	09/12/05	WG	UF	CS	FB	Met	6010	Vanadium	<	1	—	—	1	µg/L	U	—	GELC
R-1	1031.1	09/12/05	WG	UF	CS	FD	Met	6010	Vanadium	—	6.3	—	—	1	µg/L	—	—	GELC
R-1	1031.1	09/12/05	WG	UF	CS	—	Met	6010	Vanadium	—	6.2	—	—	1	µg/L	—	—	GELC
R-1	1031.1	07/06/06	WG	F	CS	FD	Met	6010	Zinc	—	3.9	—	—	2	µg/L	J	—	GELC
R-1	1031.1	07/06/06	WG	F	CS	—	Met	6010	Zinc	—	5.1	—	—	2	µg/L	J	—	GELC
R-1	1031.1	01/25/06	WG	F	CS	—	Met	6010	Zinc	<	2	—	—	2	µg/L	U	UJ	GELC
R-1	1031.1	11/28/05	WG	F	CS	—	Met	6010	Zinc	<	2	—	—	2	µg/L	U	R, UJ	GELC
R-1	1031.1	09/12/05	WG	F	CS	FD	Met	6010	Zinc	<	2	—	—	2	µg/L	U	—	GELC
R-1	1031.1	09/12/05	WG	F	CS	—	Met	6010	Zinc	—	2.7	—	—	2	µg/L	J	—	GELC
R-1	1031.1	07/06/06	WG	UF	CS	FD	Met	6010	Zinc	—	4.9	—	—	2	µg/L	J	—	GELC
R-1	1031.1	07/06/06	WG	UF	CS	—	Met	6010	Zinc	—	4	—	—	2	µg/L	J	—	GELC
R-1	1031.1	01/25/06	WG	UF	CS	—	Met	6010	Zinc	<	2	—	—	2	µg/L	U	UJ	GELC
R-1	1031.1	11/28/05	WG	UF	CS	—	Met	6010	Zinc	<	2	—	—	2	µg/L	U	R, UJ	GELC

Table D-1 (continued)

Location	Depth (ft)	Date	Fid Matrix	Fid Prep	Lab Sample Type	Fid QC	Suite	Method	Analyte	Symbol	Result	1-sigma TPU	MDA	MDL	Units	Lab Qual	Indep Qual	Lab
R-1	1031.1	09/12/05	WG	UF	CS	FB	Met	6010	Zinc	<	2	—	—	2	µg/L	U	—	GELC
R-1	1031.1	09/12/05	WG	UF	CS	FD	Met	6010	Zinc	—	3.5	—	—	2	µg/L	J	—	GELC
R-1	1031.1	09/12/05	WG	UF	CS	—	Met	6010	Zinc	—	3.1	—	—	2	µg/L	J	—	GELC
R-1	1031.1	07/06/06	WG	F	CS	FD	Rad	H300	Americium-241	—	-0.00202	0.014	0.0327	—	pCi/L	U	U	GELC
R-1	1031.1	07/06/06	WG	F	CS	—	Rad	H300	Americium-241	—	-0.00978	0.0115	0.0265	—	pCi/L	U	U	GELC
R-1	1031.1	09/12/05	WG	F	CS	FD	Rad	H300	Americium-241	—	-0.0212	0.00979	0.033	—	pCi/L	U	U	GELC
R-1	1031.1	09/12/05	WG	F	CS	—	Rad	H300	Americium-241	—	0.0185	0.00861	0.0361	—	pCi/L	U	U	GELC
R-1	1031.1	07/06/06	WG	UF	CS	FD	Rad	H300	Americium-241	—	-0.0122	0.011	0.0532	—	pCi/L	U	U	GELC
R-1	1031.1	07/06/06	WG	UF	CS	—	Rad	H300	Americium-241	—	-0.00944	0.0101	0.0227	—	pCi/L	U	U	GELC
R-1	1031.1	01/25/06	WG	UF	CS	—	Rad	H300	Americium-241	—	0.00135	0.00295	0.0273	—	pCi/L	U	U	GELC
R-1	1031.1	11/28/05	WG	UF	CS	—	Rad	H300	Americium-241	—	0.0135	0.0126	0.0339	—	pCi/L	U	U	GELC
R-1	1031.1	09/12/05	WG	UF	CS	FB	Rad	H300	Americium-241	—	0.00014 5	0.00641	0.0357	—	pCi/L	U	U	GELC
R-1	1031.1	09/12/05	WG	UF	CS	FD	Rad	H300	Americium-241	—	0.0106	0.0132	0.0302	—	pCi/L	U	U	GELC
R-1	1031.1	09/12/05	WG	UF	CS	—	Rad	H300	Americium-241	—	-0.00433	0.00324	0.0362	—	pCi/L	U	U	GELC

Table D-1 (continued)

Location	Depth (ft)	Date	Fid Matrix	Fid Prep	Lab Sample Type	Fid QC	Suite	Method	Analyte	Symbol	Result	1-sigma TPU	MDA	MDL	Units	Lab Qual	Indep Qual	Lab
R-1	1031.1	07/06/06	WG	F	CS	FD	Rad	901.1	Cesium-137	—	0.306	1.17	4.18	—	pCi/L	U	U	GELC
R-1	1031.1	07/06/06	WG	F	CS	—	Rad	901.1	Cesium-137	—	8.9	6.25	4.74	—	pCi/L	UI	R	GELC
R-1	1031.1	09/12/05	WG	F	CS	FD	Rad	901.1	Cesium-137	—	-0.698	0.831	2.81	—	pCi/L	U	U	GELC
R-1	1031.1	09/12/05	WG	F	CS	—	Rad	901.1	Cesium-137	—	1.03	0.9	3.47	—	pCi/L	U	U	GELC
R-1	1031.1	07/06/06	WG	UF	CS	FD	Rad	901.1	Cesium-137	—	-0.152	1.24	4.5	—	pCi/L	U	U	GELC
R-1	1031.1	07/06/06	WG	UF	CS	—	Rad	901.1	Cesium-137	—	1.5	1.07	4.24	—	pCi/L	U	U	GELC
R-1	1031.1	01/25/06	WG	UF	CS	—	Rad	901.1	Cesium-137	—	-0.53	1.02	3.65	—	pCi/L	U	U	GELC
R-1	1031.1	11/28/05	WG	UF	CS	—	Rad	901.1	Cesium-137	—	0.285	0.799	2.92	—	pCi/L	U	U	GELC
R-1	1031.1	09/12/05	WG	UF	CS	FB	Rad	901.1	Cesium-137	—	-0.563	1.1	3.86	—	pCi/L	U	U	GELC
R-1	1031.1	09/12/05	WG	UF	CS	FD	Rad	901.1	Cesium-137	—	0.445	0.996	3.63	—	pCi/L	U	U	GELC
R-1	1031.1	09/12/05	WG	UF	CS	—	Rad	901.1	Cesium-137	—	-1.06	0.79	2.6	—	pCi/L	U	U	GELC
R-1	1031.1	07/06/06	WG	F	CS	FD	Rad	901.1	Cobalt-60	—	0.725	1.09	4.29	—	pCi/L	U	U	GELC
R-1	1031.1	07/06/06	WG	F	CS	—	Rad	901.1	Cobalt-60	—	4.93	2.68	6.54	—	pCi/L	U	U	GELC
R-1	1031.1	09/12/05	WG	F	CS	FD	Rad	901.1	Cobalt-60	—	-0.228	0.894	3.15	—	pCi/L	U	U	GELC

Table D-1 (continued)

Location	Depth (ft)	Date	Fid Matrix	Fid Prep	Lab Sample Type	Fid QC	Suite	Method	Analyte	Symbol	Result	1-sigma TPU	MDA	MDL	Units	Lab Qual	Indep Qual	Lab
R-1	1031.1	09/12/05	WG	F	CS	—	Rad	901.1	Cobalt-60	—	-2.83	1.21	2.69	—	pCi/L	U	U	GELC
R-1	1031.1	07/06/06	WG	UF	CS	FD	Rad	901.1	Cobalt-60	—	-1.64	1.36	4.71	—	pCi/L	U	U	GELC
R-1	1031.1	07/06/06	WG	UF	CS	—	Rad	901.1	Cobalt-60	—	3.33	1.83	5.34	—	pCi/L	U	U	GELC
R-1	1031.1	01/25/06	WG	UF	CS	—	Rad	901.1	Cobalt-60	—	1.09	1.1	4.4	—	pCi/L	U	U	GELC
R-1	1031.1	11/28/05	WG	UF	CS	—	Rad	901.1	Cobalt-60	—	-0.0391	0.951	3.48	—	pCi/L	U	U	GELC
R-1	1031.1	09/12/05	WG	UF	CS	FB	Rad	901.1	Cobalt-60	—	0.337	1.18	3.9	—	pCi/L	U	U	GELC
R-1	1031.1	09/12/05	WG	UF	CS	FD	Rad	901.1	Cobalt-60	—	-0.083	0.94	3.49	—	pCi/L	U	U	GELC
R-1	1031.1	09/12/05	WG	UF	CS	—	Rad	901.1	Cobalt-60	—	0.934	0.837	3.23	—	pCi/L	U	U	GELC
R-1	1031.1	07/06/06	WG	F	CS	FD	Rad	900	Gross alpha	—	-0.424	0.28	0.972	—	pCi/L	U	U	GELC
R-1	1031.1	07/06/06	WG	F	CS	—	Rad	900	Gross alpha	—	-0.0488	0.233	0.783	—	pCi/L	U	U	GELC
R-1	1031.1	09/12/05	WG	F	CS	FD	Rad	900	Gross alpha	—	0.975	0.488	1.76	—	pCi/L	U	U	GELC
R-1	1031.1	09/12/05	WG	F	CS	—	Rad	900	Gross alpha	—	0.577	0.396	1.53	—	pCi/L	U	U	GELC
R-1	1031.1	07/06/06	WG	UF	CS	FD	Rad	900	Gross alpha	—	1.92	0.749	2.25	—	pCi/L	U	U	GELC
R-1	1031.1	07/06/06	WG	UF	CS	—	Rad	900	Gross alpha	—	0.383	0.362	1.41	—	pCi/L	U	U	GELC

Table D-1 (continued)

Location	Depth (ft)	Date	Fid Matrix	Fid Prep	Lab Sample Type	Fid QC	Suite	Method	Analyte	Symbol	Result	1-sigma TPU	MDA	MDL	Units	Lab Qual	Indep Qual	Lab
R-1	1031.1	01/25/06	WG	UF	CS	—	Rad	900	Gross alpha	—	0.968	0.332	0.81	—	pCi/L	—	J	GELC
R-1	1031.1	09/12/05	WG	UF	CS	FB	Rad	900	Gross alpha	—	0.244	0.272	1.17	—	pCi/L	U	U	GELC
R-1	1031.1	09/12/05	WG	UF	CS	FD	Rad	900	Gross alpha	—	2.64	0.551	1.4	—	pCi/L	—	J	GELC
R-1	1031.1	09/12/05	WG	UF	CS	—	Rad	900	Gross alpha	—	14.5	1.39	2.64	—	pCi/L	—	—	GELC
R-1	1031.1	07/06/06	WG	F	CS	FD	Rad	900	Gross beta	—	2.76	0.652	2.07	—	pCi/L	—	J	GELC
R-1	1031.1	07/06/06	WG	F	CS	—	Rad	900	Gross beta	—	2.19	0.47	1.46	—	pCi/L	—	J	GELC
R-1	1031.1	09/12/05	WG	F	CS	FD	Rad	900	Gross beta	—	1.77	0.646	2.45	—	pCi/L	U	U	GELC
R-1	1031.1	09/12/05	WG	F	CS	—	Rad	900	Gross beta	—	3.63	0.733	2.57	—	pCi/L	—	J	GELC
R-1	1031.1	07/06/06	WG	UF	CS	FD	Rad	900	Gross beta	—	1.74	0.74	2.89	—	pCi/L	U	U	GELC
R-1	1031.1	07/06/06	WG	UF	CS	—	Rad	900	Gross beta	—	2.23	0.536	1.66	—	pCi/L	—	J	GELC
R-1	1031.1	01/25/06	WG	UF	CS	—	Rad	900	Gross beta	—	1.9	0.494	1.56	—	pCi/L	—	J	GELC
R-1	1031.1	09/12/05	WG	UF	CS	FB	Rad	900	Gross beta	—	0.644	0.628	2.53	—	pCi/L	U	U	GELC
R-1	1031.1	09/12/05	WG	UF	CS	FD	Rad	900	Gross beta	—	3.09	0.687	2.4	—	pCi/L	—	J	GELC
R-1	1031.1	09/12/05	WG	UF	CS	—	Rad	900	Gross beta	—	3.75	0.71	2.43	—	pCi/L	—	J	GELC

Table D-1 (continued)

Location	Depth (ft)	Date	Fid Matrix	Fid Prep	Lab Sample Type	Fid QC	Suite	Method	Analyte	Symbol	Result	1-sigma TPU	MDA	MDL	Units	Lab Qual	Indep Qual	Lab
R-1	1031.1	07/06/06	WG	F	CS	FD	Rad	901.1	Gross gamma	—	101	73.7	299	—	pCi/L	U	U	GELC
R-1	1031.1	07/06/06	WG	F	CS	—	Rad	901.1	Gross gamma	—	99.8	104	252	—	pCi/L	U	U	GELC
R-1	1031.1	09/12/05	WG	F	CS	FD	Rad	901.1	Gross gamma	—	94.6	99.2	333	—	pCi/L	U	U	GELC
R-1	1031.1	09/12/05	WG	F	CS	—	Rad	901.1	Gross gamma	—	14.1	14.2	348	—	pCi/L	U	U	GELC
R-1	1031.1	07/06/06	WG	UF	CS	FD	Rad	901.1	Gross gamma	—	115	112	418	—	pCi/L	U	U	GELC
R-1	1031.1	07/06/06	WG	UF	CS	—	Rad	901.1	Gross gamma	—	80.6	111	275	—	pCi/L	U	U	GELC
R-1	1031.1	01/25/06	WG	UF	CS	—	Rad	901.1	Gross gamma	—	121	83.9	396	—	pCi/L	U	U	GELC
R-1	1031.1	09/12/05	WG	UF	CS	FB	Rad	901.1	Gross gamma	—	115	113	382	—	pCi/L	U	U	GELC
R-1	1031.1	09/12/05	WG	UF	CS	FD	Rad	901.1	Gross gamma	—	70.7	56.7	228	—	pCi/L	U	U	GELC
R-1	1031.1	09/12/05	WG	UF	CS	—	Rad	901.1	Gross gamma	—	78.8	97.9	277	—	pCi/L	U	U	GELC
R-1	1031.1	07/06/06	WG	F	CS	FD	Rad	901.1	Neptunium-237	—	9.7	8.09	29.1	—	pCi/L	U	U	GELC
R-1	1031.1	07/06/06	WG	F	CS	—	Rad	901.1	Neptunium-237	—	-1.91	10.1	35.1	—	pCi/L	U	U	GELC
R-1	1031.1	09/12/05	WG	F	CS	FD	Rad	901.1	Neptunium-237	—	5.44	6.9	12.3	—	pCi/L	U	U	GELC
R-1	1031.1	09/12/05	WG	F	CS	—	Rad	901.1	Neptunium-237	—	4.9	8.11	26.9	—	pCi/L	U	U	GELC

Table D-1 (continued)

Location	Depth (ft)	Date	Fid Matrix	Fid Prep	Lab Sample Type	Fid QC	Suite	Method	Analyte	Symbol	Result	1-sigma TPU	MDA	MDL	Units	Lab Qual	Indep Qual	Lab
R-1	1031.1	07/06/06	WG	UF	CS	FD	Rad	901.1	Neptunium-237	—	6.48	9.85	32.7	—	pCi/L	U	U	GELC
R-1	1031.1	07/06/06	WG	UF	CS	—	Rad	901.1	Neptunium-237	—	1.01	8.5	30.6	—	pCi/L	U	U	GELC
R-1	1031.1	01/25/06	WG	UF	CS	—	Rad	901.1	Neptunium-237	—	-0.177	7.52	25.9	—	pCi/L	U	U	GELC
R-1	1031.1	09/12/05	WG	UF	CS	FB	Rad	901.1	Neptunium-237	—	-11.5	8.72	28	—	pCi/L	U	U	GELC
R-1	1031.1	09/12/05	WG	UF	CS	FD	Rad	901.1	Neptunium-237	—	-9.49	6.44	22.2	—	pCi/L	U	U	GELC
R-1	1031.1	09/12/05	WG	UF	CS	—	Rad	901.1	Neptunium-237	—	-3.13	5.29	18.5	—	pCi/L	U	U	GELC
R-1	1031.1	07/06/06	WG	F	CS	FD	Rad	H300	Plutonium-238	—	6.49E-09	0.0245	0.0327	—	pCi/L	U	U	GELC
R-1	1031.1	07/06/06	WG	F	CS	—	Rad	H300	Plutonium-238	—	-0.0405	0.0169	0.03	—	pCi/L	U	R	GELC
R-1	1031.1	09/12/05	WG	F	CS	FD	Rad	H300	Plutonium-238	—	-0.0105	0.0128	0.0544	—	pCi/L	U	U	GELC
R-1	1031.1	09/12/05	WG	F	CS	—	Rad	H300	Plutonium-238	—	-0.00516	0.0132	0.0536	—	pCi/L	U	U	GELC
R-1	1031.1	07/06/06	WG	UF	CS	FD	Rad	H300	Plutonium-238	—	0	0.0154	0.024	—	pCi/L	U	U	GELC
R-1	1031.1	07/06/06	WG	UF	CS	—	Rad	H300	Plutonium-238	—	0.00289	0.0119	0.0278	—	pCi/L	U	U	GELC
R-1	1031.1	01/25/06	WG	UF	CS	—	Rad	H300	Plutonium-238	—	0.00936	0.0105	0.0281	—	pCi/L	U	U	GELC
R-1	1031.1	11/28/05	WG	UF	CS	—	Rad	H300	Plutonium-238	—	0.0232	0.00992	0.0526	—	pCi/L	U	U	GELC

Table D-1 (continued)

Location	Depth (ft)	Date	Fid Matrix	Fid Prep	Lab Sample Type	Fid QC	Suite	Method	Analyte	Symbol	Result	1-sigma TPU	MDA	MDL	Units	Lab Qual	Indep Qual	Lab
R-1	1031.1	09/12/05	WG	UF	CS	FB	Rad	H300	Plutonium-238	—	-0.00229	0.00324	0.0476	—	pCi/L	U	U	GELC
R-1	1031.1	09/12/05	WG	UF	CS	FD	Rad	H300	Plutonium-238	—	0.0104	0.00897	0.0537	—	pCi/L	U	U	GELC
R-1	1031.1	09/12/05	WG	UF	CS	—	Rad	H300	Plutonium-238	—	0.022	0.0104	0.0458	—	pCi/L	U	U	GELC
R-1	1031.1	07/06/06	WG	F	CS	FD	Rad	H300	Plutonium-239/240	—	-0.0102	0.0156	0.038	—	pCi/L	U	U	GELC
R-1	1031.1	07/06/06	WG	F	CS	—	Rad	H300	Plutonium-239/240	—	-0.0436	0.016	0.0349	—	pCi/L	U	R	GELC
R-1	1031.1	09/12/05	WG	F	CS	FD	Rad	H300	Plutonium-239/240	—	-0.00523	0.00828	0.0459	—	pCi/L	U	U	GELC
R-1	1031.1	09/12/05	WG	F	CS	—	Rad	H300	Plutonium-239/240	—	-1.23E-09	0.0073	0.0452	—	pCi/L	U	U	GELC
R-1	1031.1	07/06/06	WG	UF	CS	FD	Rad	H300	Plutonium-239/240	—	-0.02	0.0117	0.028	—	pCi/L	U	U	GELC
R-1	1031.1	07/06/06	WG	UF	CS	—	Rad	H300	Plutonium-239/240	—	0	0.0116	0.0324	—	pCi/L	U	U	GELC
R-1	1031.1	01/25/06	WG	UF	CS	—	Rad	H300	Plutonium-239/240	—	0	0.00935	0.0308	—	pCi/L	U	U	GELC
R-1	1031.1	11/28/05	WG	UF	CS	—	Rad	H300	Plutonium-239/240	—	-0.0135	0.015	0.0443	—	pCi/L	U	U	GELC
R-1	1031.1	09/12/05	WG	UF	CS	FB	Rad	H300	Plutonium-239/240	—	1.36E-10	0.00324	0.0402	—	pCi/L	U	U	GELC
R-1	1031.1	09/12/05	WG	UF	CS	FD	Rad	H300	Plutonium-239/240	—	-0.0285	0.0119	0.0454	—	pCi/L	U	U	GELC
R-1	1031.1	09/12/05	WG	UF	CS	—	Rad	H300	Plutonium-239/240	—	1.05E-09	0.00763	0.0386	—	pCi/L	U	U	GELC

Table D-1 (continued)

Location	Depth (ft)	Date	Fid Matrix	Fid Prep	Lab Sample Type	Fid QC	Suite	Method	Analyte	Symbol	Result	1-sigma TPU	MDA	MDL	Units	Lab Qual	Indep Qual	Lab
R-1	1031.1	07/06/06	WG	F	CS	FD	Rad	901.1	Potassium-40	—	40.5	16.6	32.1	—	pCi/L	UI	R	GELC
R-1	1031.1	07/06/06	WG	F	CS	—	Rad	901.1	Potassium-40	—	50.4	18	82.3	—	pCi/L	U	U	GELC
R-1	1031.1	09/12/05	WG	F	CS	FD	Rad	901.1	Potassium-40	—	38	16.2	34.5	—	pCi/L	—	J	GELC
R-1	1031.1	09/12/05	WG	F	CS	—	Rad	901.1	Potassium-40	—	31.5	12.6	52.4	—	pCi/L	U	U	GELC
R-1	1031.1	07/06/06	WG	UF	CS	FD	Rad	901.1	Potassium-40	—	17.8	34.5	53.2	—	pCi/L	U	U	GELC
R-1	1031.1	07/06/06	WG	UF	CS	—	Rad	901.1	Potassium-40	—	16	14.8	44.2	—	pCi/L	U	U	GELC
R-1	1031.1	01/25/06	WG	UF	CS	—	Rad	901.1	Potassium-40	—	23.7	11.7	48.6	—	pCi/L	U	U	GELC
R-1	1031.1	11/28/05	WG	UF	CS	—	Rad	901.1	Potassium-40	—	22.7	10.9	43.8	—	pCi/L	U	U	GELC
R-1	1031.1	09/12/05	WG	UF	CS	FB	Rad	901.1	Potassium-40	—	29.7	10.7	46.1	—	pCi/L	U	U	GELC
R-1	1031.1	09/12/05	WG	UF	CS	FD	Rad	901.1	Potassium-40	—	32.3	10.8	46.9	—	pCi/L	U	U	GELC
R-1	1031.1	09/12/05	WG	UF	CS	—	Rad	901.1	Potassium-40	—	21.8	19.3	26.8	—	pCi/L	U	U	GELC
R-1	1031.1	07/06/06	WG	F	CS	FD	Rad	901.1	Sodium-22	—	-1.21	0.868	2.86	—	pCi/L	U	U	GELC
R-1	1031.1	07/06/06	WG	F	CS	—	Rad	901.1	Sodium-22	—	-2.37	1.55	5.07	—	pCi/L	U	U	GELC
R-1	1031.1	09/12/05	WG	F	CS	FD	Rad	901.1	Sodium-22	—	0.447	0.904	3.32	—	pCi/L	U	U	GELC

Table D-1 (continued)

Location	Depth (ft)	Date	Fid Matrix	Fid Prep	Lab Sample Type	Fid QC	Suite	Method	Analyte	Symbol	Result	1-sigma TPU	MDA	MDL	Units	Lab Qual	Indep Qual	Lab
R-1	1031.1	09/12/05	WG	F	CS	—	Rad	901.1	Sodium-22	—	0.375	0.801	3.22	—	pCi/L	U	U	GELC
R-1	1031.1	07/06/06	WG	UF	CS	FD	Rad	901.1	Sodium-22	—	1.77	1.19	5.13	—	pCi/L	U	U	GELC
R-1	1031.1	07/06/06	WG	UF	CS	—	Rad	901.1	Sodium-22	—	0.202	1.19	4.59	—	pCi/L	U	U	GELC
R-1	1031.1	01/25/06	WG	UF	CS	—	Rad	901.1	Sodium-22	—	0.193	1.11	4.2	—	pCi/L	U	U	GELC
R-1	1031.1	11/28/05	WG	UF	CS	—	Rad	901.1	Sodium-22	—	0.166	0.866	3.26	—	pCi/L	U	U	GELC
R-1	1031.1	09/12/05	WG	UF	CS	FB	Rad	901.1	Sodium-22	—	1.29	1.05	4.21	—	pCi/L	U	U	GELC
R-1	1031.1	09/12/05	WG	UF	CS	FD	Rad	901.1	Sodium-22	—	1.2	0.845	3.56	—	pCi/L	U	U	GELC
R-1	1031.1	09/12/05	WG	UF	CS	—	Rad	901.1	Sodium-22	—	-1.52	0.731	2.28	—	pCi/L	U	U	GELC
R-1	1031.1	07/06/06	WG	F	CS	FD	Rad	905.0	Strontium-90	—	-0.0123	0.0989	0.499	—	pCi/L	U	U	GELC
R-1	1031.1	07/06/06	WG	F	CS	—	Rad	905.0	Strontium-90	—	-0.0462	0.0979	0.48	—	pCi/L	U	U	GELC
R-1	1031.1	09/12/05	WG	F	CS	FD	Rad	905.0	Strontium-90	—	0.0309	0.0418	0.178	—	pCi/L	U	U	GELC
R-1	1031.1	09/12/05	WG	F	CS	—	Rad	905.0	Strontium-90	—	0.054	0.0478	0.198	—	pCi/L	U	U	GELC
R-1	1031.1	07/06/06	WG	UF	CS	FD	Rad	905.0	Strontium-90	—	-0.148	0.0768	0.415	—	pCi/L	U	U	GELC
R-1	1031.1	07/06/06	WG	UF	CS	—	Rad	905.0	Strontium-90	—	0.0595	0.0619	0.257	—	pCi/L	U	U	GELC

Table D-1 (continued)

Location	Depth (ft)	Date	Fid Matrix	Fid Prep	Lab Sample Type	Fid QC	Suite	Method	Analyte	Symbol	Result	1-sigma TPU	MDA	MDL	Units	Lab Qual	Indep Qual	Lab
R-1	1031.1	01/25/06	WG	UF	CS	—	Rad	905.0	Strontium-90	—	0.0673	0.0725	0.324	—	pCi/L	U	U	GELC
R-1	1031.1	11/28/05	WG	UF	CS	—	Rad	905.0	Strontium-90	—	0.199	0.112	0.448	—	pCi/L	U	U	GELC
R-1	1031.1	09/12/05	WG	UF	CS	FB	Rad	905.0	Strontium-90	—	-0.0654	0.0677	0.319	—	pCi/L	U	U	GELC
R-1	1031.1	09/12/05	WG	UF	CS	FD	Rad	905.0	Strontium-90	—	-0.00124	0.0473	0.211	—	pCi/L	U	U	GELC
R-1	1031.1	09/12/05	WG	UF	CS	—	Rad	905.0	Strontium-90	—	0.0537	0.0559	0.234	—	pCi/L	U	U	GELC
R-1	1031.1	07/06/06	WG	UF	CS	FD	Rad	LLEE	Tritium	—	-0.35123	0.28737	0.28737	—	pCi/L	—	U	UMTL
R-1	1031.1	07/06/06	WG	UF	CS	—	Rad	LLEE	Tritium	—	0.54281	0.28737	0.28737	—	pCi/L	—	U	UMTL
R-1	1031.1	01/25/06	WG	UF	CS	—	Rad	LLEE	Tritium	—	0.44702	0.28737	0.28737	—	pCi/L	—	—	UMTL
R-1	1031.1	11/28/05	WG	UF	CS	—	Rad	LLEE	Tritium	—	0.06386	0.28737	0.28737	—	pCi/L	—	U	UMTL
R-1	1031.1	09/12/05	WG	UF	CS	FB	Rad	906.0	Tritium	—	-164	64.8	236	—	pCi/L	U	U	GELC
R-1	1031.1	09/12/05	WG	UF	CS	FB	Rad	LLEE	Tritium	—	0.15965	0.28737	0.28737	—	pCi/L	—	U	UMTL
R-1	1031.1	09/12/05	WG	UF	CS	FD	Rad	906.0	Tritium	—	-79.8	65.1	230	—	pCi/L	U	U	GELC
R-1	1031.1	09/12/05	WG	UF	CS	FD	Rad	LLEE	Tritium	—	0.06386	0.28737	0.28737	—	pCi/L	—	U	UMTL
R-1	1031.1	09/12/05	WG	UF	CS	—	Rad	906.0	Tritium	—	-77.8	63.5	224	—	pCi/L	U	U	GELC

Table D-1 (continued)

Location	Depth (ft)	Date	Fid Matrix	Fid Prep	Lab Sample Type	Fid QC	Suite	Method	Analyte	Symbol	Result	1-sigma TPU	MDA	MDL	Units	Lab Qual	Indep Qual	Lab
R-1	1031.1	09/12/05	WG	UF	CS	—	Rad	LLEE	Tritium	—	-0.15965	0.28737	0.28737	—	pCi/L	—	U	UMTL
R-1	1031.1	07/06/06	WG	F	CS	FD	Rad	H300	Uranium-234	—	0.601	0.0812	0.163	—	pCi/L	—	—	GELC
R-1	1031.1	07/06/06	WG	F	CS	—	Rad	H300	Uranium-234	—	0.41	0.0763	0.178	—	pCi/L	—	J	GELC
R-1	1031.1	09/12/05	WG	F	CS	FD	Rad	H300	Uranium-234	—	0.678	0.0471	0.0682	—	pCi/L	—	—	GELC
R-1	1031.1	09/12/05	WG	F	CS	—	Rad	H300	Uranium-234	—	0.632	0.0456	0.0689	—	pCi/L	—	—	GELC
R-1	1031.1	07/06/06	WG	UF	CS	FD	Rad	H300	Uranium-234	—	0.709	0.0914	0.183	—	pCi/L	—	—	GELC
R-1	1031.1	07/06/06	WG	UF	CS	—	Rad	H300	Uranium-234	—	0.554	0.0913	0.222	—	pCi/L	—	J	GELC
R-1	1031.1	01/25/06	WG	UF	CS	—	Rad	H300	Uranium-234	—	0.611	0.0531	0.0764	—	pCi/L	—	—	GELC
R-1	1031.1	11/28/05	WG	UF	CS	—	Rad	H300	Uranium-234	—	0.602	0.0521	0.087	—	pCi/L	—	—	GELC
R-1	1031.1	09/12/05	WG	UF	CS	FB	Rad	H300	Uranium-234	—	0.0435	0.0106	0.0697	—	pCi/L	U	U	GELC
R-1	1031.1	09/12/05	WG	UF	CS	FD	Rad	H300	Uranium-234	—	0.611	0.0434	0.0658	—	pCi/L	—	—	GELC
R-1	1031.1	09/12/05	WG	UF	CS	—	Rad	H300	Uranium-234	—	0.673	0.0481	0.0725	—	pCi/L	—	—	GELC
R-1	1031.1	07/06/06	WG	F	CS	FD	Rad	H300	Uranium-235/236	—	0.0193	0.0386	0.137	—	pCi/L	U	U	GELC
R-1	1031.1	07/06/06	WG	F	CS	—	Rad	H300	Uranium-235/236	—	0.0423	0.03	0.15	—	pCi/L	U	U	GELC

Table D-1 (continued)

Location	Depth (ft)	Date	Fid Matrix	Fid Prep	Lab Sample Type	Fid QC	Suite	Method	Analyte	Symbol	Result	1-sigma TPU	MDA	MDL	Units	Lab Qual	Indep Qual	Lab
R-1	1031.1	09/12/05	WG	F	CS	FD	Rad	H300	Uranium-235/236	—	0.0249	0.00922	0.0514	—	pCi/L	U	U	GELC
R-1	1031.1	09/12/05	WG	F	CS	—	Rad	H300	Uranium-235/236	—	0.0391	0.0106	0.0519	—	pCi/L	U	U	GELC
R-1	1031.1	07/06/06	WG	UF	CS	FD	Rad	H300	Uranium-235/236	—	0.108	0.0348	0.154	—	pCi/L	U	U	GELC
R-1	1031.1	07/06/06	WG	UF	CS	—	Rad	H300	Uranium-235/236	—	0.0527	0.0324	0.187	—	pCi/L	U	U	GELC
R-1	1031.1	01/25/06	WG	UF	CS	—	Rad	H300	Uranium-235/236	—	0.0119	0.0094	0.037	—	pCi/L	U	U	GELC
R-1	1031.1	11/28/05	WG	UF	CS	—	Rad	H300	Uranium-235/236	—	0.0282	0.0112	0.0655	—	pCi/L	U	U	GELC
R-1	1031.1	09/12/05	WG	UF	CS	FB	Rad	H300	Uranium-235/236	—	0.0254	0.00943	0.0525	—	pCi/L	U	U	GELC
R-1	1031.1	09/12/05	WG	UF	CS	FD	Rad	H300	Uranium-235/236	—	0.056	0.0135	0.0496	—	pCi/L	—	J	GELC
R-1	1031.1	09/12/05	WG	UF	CS	—	Rad	H300	Uranium-235/236	—	0.05	0.0136	0.0546	—	pCi/L	U	U	GELC
R-1	1031.1	07/06/06	WG	F	CS	FD	Rad	H300	Uranium-238	—	0.304	0.0552	0.173	—	pCi/L	—	J	GELC
R-1	1031.1	07/06/06	WG	F	CS	—	Rad	H300	Uranium-238	—	0.222	0.05	0.19	—	pCi/L	—	J	GELC
R-1	1031.1	09/12/05	WG	F	CS	FD	Rad	H300	Uranium-238	—	0.271	0.0271	0.0483	—	pCi/L	—	—	GELC
R-1	1031.1	09/12/05	WG	F	CS	—	Rad	H300	Uranium-238	—	0.23	0.0251	0.0488	—	pCi/L	—	—	GELC
R-1	1031.1	07/06/06	WG	UF	CS	FD	Rad	H300	Uranium-238	—	0.298	0.0606	0.194	—	pCi/L	—	J	GELC

Table D-1 (continued)

Location	Depth (ft)	Date	Fid Matrix	Fid Prep	Lab Sample Type	Fid QC	Suite	Method	Analyte	Symbol	Result	1-sigma TPU	MDA	MDL	Units	Lab Qual	Indep Qual	Lab
R-1	1031.1	07/06/06	WG	UF	CS	—	Rad	H300	Uranium-238	—	0.256	0.0584	0.236	—	pCi/L	—	J	GELC
R-1	1031.1	01/25/06	WG	UF	CS	—	Rad	H300	Uranium-238	—	0.247	0.0291	0.0428	—	pCi/L	—	—	GELC
R-1	1031.1	11/28/05	WG	UF	CS	—	Rad	H300	Uranium-238	—	0.26	0.0309	0.0616	—	pCi/L	—	—	GELC
R-1	1031.1	09/12/05	WG	UF	CS	FB	Rad	H300	Uranium-238	—	0.0137	0.00725	0.0494	—	pCi/L	U	U	GELC
R-1	1031.1	09/12/05	WG	UF	CS	FD	Rad	H300	Uranium-238	—	0.289	0.0278	0.0466	—	pCi/L	—	—	GELC
R-1	1031.1	09/12/05	WG	UF	CS	—	Rad	H300	Uranium-238	—	0.288	0.0291	0.0513	—	pCi/L	—	—	GELC
R-13	958.3	07/03/06	WG	F	CS	—	Inorg	310.1	Alkalinity-CO3+HCO3	—	60.6	—	—	0.725	mg/L	—	—	GELC
R-13	958.3	02/02/06	WG	F	CS	—	Inorg	310.1	Alkalinity-CO3+HCO3	—	59.2	—	—	1.45	mg/L	—	—	GELC
R-13	958.3	09/01/05	WG	F	CS	FD	Inorg	310.1	Alkalinity-CO3+HCO3	—	56.1	—	—	1.45	mg/L	—	—	GELC
R-13	958.3	09/01/05	WG	F	CS	—	Inorg	310.1	Alkalinity-CO3+HCO3	—	55.1	—	—	1.45	mg/L	—	—	GELC
R-13	958.3	05/26/05	WG	F	CS	—	Inorg	310.1	Alkalinity-CO3+HCO3	—	57.9	—	—	1.45	mg/L	—	—	GELC
R-13	958.3	07/03/06	WG	UF	CS	—	Inorg	310.1	Alkalinity-CO3+HCO3	—	60.6	—	—	0.725	mg/L	—	—	GELC
R-13	958.3	09/01/05	WG	UF	CS	FD	Inorg	310.1	Alkalinity-CO3+HCO3	—	54.1	—	—	1.45	mg/L	—	—	GELC
R-13	958.3	09/01/05	WG	UF	CS	—	Inorg	310.1	Alkalinity-CO3+HCO3	—	56.1	—	—	1.45	mg/L	—	—	GELC

Table D-1 (continued)

Location	Depth (ft)	Date	Fid Matrix	Fid Prep	Lab Sample Type	Fid QC	Suite	Method	Analyte	Symbol	Result	1-sigma TPU	MDA	MDL	Units	Lab Qual	Indep Qual	Lab
R-13	958.3	05/26/05	WG	UF	CS	—	Inorg	310.1	Alkalinity-CO ₃ +HCO ₃	—	57.9	—	—	1.45	mg/L	—	—	GELC
R-13	958.3	07/03/06	WG	F	CS	—	Inorg	350.1	Ammonia as Nitrogen	—	0.028	—	—	0.01	mg/L	J	JN-	GELC
R-13	958.3	07/03/06	WG	UF	CS	—	Inorg	350.1	Ammonia as Nitrogen	—	0.011	—	—	0.01	mg/L	J	JN-	GELC
R-13	958.3	02/02/06	WG	UF	CS	—	Inorg	350.1	Ammonia as Nitrogen	<	0.05	—	—	0.05	mg/L	U	—	GELC
R-13	958.3	12/09/03	WG	UF	CS	—	Inorg	350.1	Ammonia as Nitrogen	<	0.024	—	—	0.024	mg/L	U	—	GELC
R-13	958.3	07/03/06	WG	F	CS	—	Inorg	6010	Calcium	—	13.5	—	—	0.036	mg/L	—	—	GELC
R-13	958.3	02/02/06	WG	F	CS	—	Inorg	6010	Calcium	—	13.3	—	—	0.036	mg/L	—	—	GELC
R-13	958.3	05/22/03	WG	F	CS	—	Inorg	6010	Calcium	—	14.7	—	—	5.5	mg/L	—	NQ	GEL
R-13	958.3	01/27/03	WG	F	CS	—	Inorg	6010	Calcium	—	14.1	—	—	5.5	mg/L	—	NQ	GEL
R-13	958.3	07/03/06	WG	UF	CS	—	Inorg	6010	Calcium	—	13.4	—	—	0.036	mg/L	—	—	GELC
R-13	958.3	02/02/06	WG	UF	CS	—	Inorg	6010	Calcium	—	13.1	—	—	0.036	mg/L	—	—	GELC
R-13	958.3	06/11/04	WG	UF	CS	—	Inorg	6010	Calcium	—	13.4	—	—	0.00554	mg/L	—	—	GELC
R-13	958.3	12/09/03	WG	UF	CS	—	Inorg	6010	Calcium	—	14.2	—	—	0.00554	mg/L	—	—	GELC
R-13	958.3	07/03/06	WG	UF	CS	—	Inorg	410.4	Chemical Oxygen Demand	—	111	—	—	4.45	mg/L	—	—	GELC

Table D-1 (continued)

Location	Depth (ft)	Date	Fid Matrix	Fid Prep	Lab Sample Type	Fid QC	Suite	Method	Analyte	Symbol	Result	1-sigma TPU	MDA	MDL	Units	Lab Qual	Indep Qual	Lab
R-13	958.3	07/03/06	WG	F	CS	—	Inorg	300	Chloride	—	2.24	—	—	0.066	mg/L	—	—	GELC
R-13	958.3	02/02/06	WG	F	CS	—	Inorg	300	Chloride	—	2.22	—	—	0.053	mg/L	—	—	GELC
R-13	958.3	09/01/05	WG	F	CS	FD	Inorg	300	Chloride	—	2.3	—	—	0.053	mg/L	—	—	GELC
R-13	958.3	09/01/05	WG	F	CS	—	Inorg	300	Chloride	—	2.27	—	—	0.053	mg/L	—	—	GELC
R-13	958.3	05/26/05	WG	F	CS	—	Inorg	300	Chloride	—	2.14	—	—	0.053	mg/L	—	—	GELC
R-13	958.3	07/03/06	WG	UF	CS	—	Inorg	300	Chloride	—	2.24	—	—	0.066	mg/L	—	—	GELC
R-13	958.3	09/01/05	WG	UF	CS	FD	Inorg	300	Chloride	—	2.28	—	—	0.053	mg/L	—	—	GELC
R-13	958.3	09/01/05	WG	UF	CS	—	Inorg	300	Chloride	—	2.31	—	—	0.053	mg/L	—	—	GELC
R-13	958.3	05/26/05	WG	UF	CS	—	Inorg	300	Chloride	—	2.15	—	—	0.053	mg/L	—	—	GELC
R-13	958.3	06/11/04	WG	UF	CS	—	Inorg	300	Chloride	—	2.52	—	—	0.0322	mg/L	—	—	GELC
R-13	958.3	07/03/06	WG	F	CS	—	Inorg	300	Fluoride	—	0.354	—	—	0.033	mg/L	—	—	GELC
R-13	958.3	02/02/06	WG	F	CS	—	Inorg	300	Fluoride	—	0.332	—	—	0.03	mg/L	—	J+	GELC
R-13	958.3	09/01/05	WG	F	CS	FD	Inorg	300	Fluoride	—	0.331	—	—	0.03	mg/L	—	—	GELC
R-13	958.3	09/01/05	WG	F	CS	—	Inorg	300	Fluoride	—	0.327	—	—	0.03	mg/L	—	—	GELC

Table D-1 (continued)

Location	Depth (ft)	Date	Fid Matrix	Fid Prep	Lab Sample Type	Fid QC	Suite	Method	Analyte	Symbol	Result	1-sigma TPU	MDA	MDL	Units	Lab Qual	Indep Qual	Lab
R-13	958.3	05/26/05	WG	F	CS	—	Inorg	300	Fluoride	—	0.343	—	—	0.03	mg/L	—	—	GELC
R-13	958.3	07/03/06	WG	UF	CS	—	Inorg	300	Fluoride	—	0.358	—	—	0.033	mg/L	—	—	GELC
R-13	958.3	09/01/05	WG	UF	CS	FD	Inorg	300	Fluoride	—	0.322	—	—	0.03	mg/L	—	—	GELC
R-13	958.3	09/01/05	WG	UF	CS	—	Inorg	300	Fluoride	—	0.329	—	—	0.03	mg/L	—	—	GELC
R-13	958.3	05/26/05	WG	UF	CS	—	Inorg	300	Fluoride	—	0.332	—	—	0.03	mg/L	—	—	GELC
R-13	958.3	06/11/04	WG	UF	CS	—	Inorg	300	Fluoride	—	0.451	—	—	0.0553	mg/L	—	—	GELC
R-13	958.3	07/03/06	WG	F	CS	—	Inorg	A2340	Hardness	—	47.3	—	—	0.085	mg/L	—	—	GELC
R-13	958.3	02/02/06	WG	F	CS	—	Inorg	A2340	Hardness	—	47.1	—	—	0.085	mg/L	—	—	GELC
R-13	958.3	07/03/06	WG	UF	CS	—	Inorg	A2340	Hardness	—	47	—	—	0.085	mg/L	—	—	GELC
R-13	958.3	02/02/06	WG	UF	CS	—	Inorg	A2340	Hardness	—	46.3	—	—	0.085	mg/L	—	—	GELC
R-13	958.3	06/11/04	WG	UF	CS	—	Inorg	200.7	Hardness	—	46.6	—	—	0.00554	mg/L	—	—	GELC
R-13	958.3	12/09/03	WG	UF	CS	—	Inorg	200.7	Hardness	—	49.9	—	—	0.00554	mg/L	—	—	GELC
R-13	958.3	07/03/06	WG	F	CS	—	Inorg	6010	Magnesium	—	3.31	—	—	0.085	mg/L	—	—	GELC
R-13	958.3	02/02/06	WG	F	CS	—	Inorg	6010	Magnesium	—	3.36	—	—	0.085	mg/L	—	—	GELC

Table D-1 (continued)

Location	Depth (ft)	Date	Fid Matrix	Fid Prep	Lab Sample Type	Fid QC	Suite	Method	Analyte	Symbol	Result	1-sigma TPU	MDA	MDL	Units	Lab Qual	Indep Qual	Lab
R-13	958.3	05/22/03	WG	F	CS	—	Inorg	6010	Magnesium	—	3.71	—	—	5.2	mg/L	—	NQ	GEL
R-13	958.3	01/27/03	WG	F	CS	—	Inorg	6010	Magnesium	—	3.5	—	—	5.2	mg/L	—	NQ	GEL
R-13	958.3	07/03/06	WG	UF	CS	—	Inorg	6010	Magnesium	—	3.28	—	—	0.085	mg/L	—	—	GELC
R-13	958.3	02/02/06	WG	UF	CS	—	Inorg	6010	Magnesium	—	3.29	—	—	0.085	mg/L	—	—	GELC
R-13	958.3	06/11/04	WG	UF	CS	—	Inorg	6010	Magnesium	—	3.23	—	—	0.00518	mg/L	—	—	GELC
R-13	958.3	12/09/03	WG	UF	CS	—	Inorg	6010	Magnesium	—	3.52	—	—	0.00518	mg/L	—	—	GELC
R-13	958.3	07/03/06	WG	F	CS	—	Inorg	353.1	Nitrate-Nitrite as N	—	0.724	—	—	0.014	mg/L	—	—	GELC
R-13	958.3	02/02/06	WG	F	CS	—	Inorg	353.1	Nitrate-Nitrite as N	—	0.594	—	—	0.017	mg/L	—	—	GELC
R-13	958.3	09/01/05	WG	F	CS	FD	Inorg	353.1	Nitrate-Nitrite as N	—	0.601	—	—	0.017	mg/L	—	—	GELC
R-13	958.3	09/01/05	WG	F	CS	—	Inorg	353.1	Nitrate-Nitrite as N	—	0.624	—	—	0.017	mg/L	—	—	GELC
R-13	958.3	05/26/05	WG	F	CS	—	Inorg	353.1	Nitrate-Nitrite as N	—	0.61	—	—	0.003	mg/L	—	—	GELC
R-13	958.3	07/03/06	WG	UF	CS	—	Inorg	353.1	Nitrate-Nitrite as N	—	0.716	—	—	0.014	mg/L	—	—	GELC
R-13	958.3	05/26/05	WG	UF	CS	—	Inorg	353.1	Nitrate-Nitrite as N	—	0.604	—	—	0.003	mg/L	—	J+	GELC
R-13	958.3	06/11/04	WG	UF	CS	—	Inorg	353.1	Nitrate-Nitrite as N	—	0.76	—	—	0.01	mg/L	—	—	GELC

Table D-1 (continued)

Location	Depth (ft)	Date	Fid Matrix	Fid Prep	Lab Sample Type	Fid QC	Suite	Method	Analyte	Symbol	Result	1-sigma TPU	MDA	MDL	Units	Lab Qual	Indep Qual	Lab
R-13	958.3	12/09/03	WG	UF	CS	—	Inorg	353.1	Nitrate-Nitrite as N	—	0.79	—	—	0.01	mg/L	—	—	GELC
R-13	958.3	07/03/06	WG	F	CS	—	Inorg	314.0	Perchlorate	<	4	—	—	4	µg/L	U	—	GELC
R-13	958.3	07/03/06	WG	F	CS	—	Inorg	6850	Perchlorate	—	0.394	—	—	0.05	µg/L	—	—	GELC
R-13	958.3	02/02/06	WG	F	CS	—	Inorg	314.0	Perchlorate	<	4	—	—	4	µg/L	U	—	GELC
R-13	958.3	02/02/06	WG	F	CS	—	Inorg	6850	Perchlorate	—	0.341	—	—	0.05	µg/L	—	—	GELC
R-13	958.3	09/01/05	WG	F	CS	FD	Inorg	6850	Perchlorate	<	0.412	—	—	0.05	µg/L	H	UJ	GELC
R-13	958.3	09/01/05	WG	F	CS	FD	Inorg	314.0	Perchlorate	<	4	—	—	4	µg/L	U	—	GELC
R-13	958.3	09/01/05	WG	F	CS	—	Inorg	6850	Perchlorate	<	0.408	—	—	0.05	µg/L	H	UJ	GELC
R-13	958.3	09/01/05	WG	F	CS	—	Inorg	314.0	Perchlorate	<	4	—	—	4	µg/L	U	—	GELC
R-13	958.3	05/26/05	WG	F	CS	—	Inorg	314.0	Perchlorate	<	4	—	—	4	µg/L	U	—	GELC
R-13	958.3	05/26/05	WG	F	CS	—	Inorg	6850	Perchlorate	—	0.414	—	—	0.05	µg/L	—	J	GELC
R-13	958.3	06/11/04	WG	UF	CS	—	Inorg	314.0	Perchlorate	<	4	—	—	4	µg/L	U	—	GELC
R-13	958.3	06/11/04	WG	UF	CS	—	Inorg	6850	Perchlorate	—	0.404	—	—	0.05	µg/L	—	—	GELC
R-13	958.3	12/09/03	WG	UF	CS	—	Inorg	314.0	Perchlorate	<	4	—	—	4	µg/L	U	—	GELC

Table D-1 (continued)

Location	Depth (ft)	Date	Fid Matrix	Fid Prep	Lab Sample Type	Fid QC	Suite	Method	Analyte	Symbol	Result	1-sigma TPU	MDA	MDL	Units	Lab Qual	Indep Qual	Lab
R-13	958.3	07/03/06	WG	F	CS	—	Inorg	6010	Potassium	—	1.34	—	—	0.05	mg/L	—	—	GELC
R-13	958.3	02/02/06	WG	F	CS	—	Inorg	6010	Potassium	—	1.29	—	—	0.05	mg/L	—	—	GELC
R-13	958.3	05/22/03	WG	F	CS	—	Inorg	6010	Potassium	—	1.44	—	—	17	mg/L	—	NQ	GEL
R-13	958.3	01/27/03	WG	F	CS	—	Inorg	6010	Potassium	—	1.44	—	—	17	mg/L	—	NQ	GEL
R-13	958.3	07/03/06	WG	UF	CS	—	Inorg	6010	Potassium	—	1.3	—	—	0.05	mg/L	—	—	GELC
R-13	958.3	02/02/06	WG	UF	CS	—	Inorg	6010	Potassium	—	1.25	—	—	0.05	mg/L	—	—	GELC
R-13	958.3	06/11/04	WG	UF	CS	—	Inorg	6010	Potassium	—	1.26	—	—	0.0165	mg/L	—	—	GELC
R-13	958.3	12/09/03	WG	UF	CS	—	Inorg	6010	Potassium	—	1.4	—	—	0.0165	mg/L	—	—	GELC
R-13	958.3	07/03/06	WG	F	CS	—	Inorg	6010	Silicon Dioxide	—	70.4	—	—	0.032	mg/L	—	—	GELC
R-13	958.3	02/02/06	WG	F	CS	—	Inorg	6010	Silicon Dioxide	—	69.9	—	—	0.032	mg/L	—	J	GELC
R-13	958.3	05/26/05	WG	F	CS	—	Inorg	6010	Silicon Dioxide	—	69.4	—	—	0.032	mg/L	—	J-	GELC
R-13	958.3	05/22/03	WG	F	CS	—	Inorg	6010	Silicon Dioxide	—	35.3	—	—	9.8	mg/L	—	NQ	GEL
R-13	958.3	07/03/06	WG	UF	CS	—	Inorg	6010	Silicon Dioxide	—	69.5	—	—	0.032	mg/L	—	—	GELC
R-13	958.3	02/02/06	WG	UF	CS	—	Inorg	6010	Silicon Dioxide	—	69.2	—	—	0.032	mg/L	—	J	GELC

Table D-1 (continued)

Location	Depth (ft)	Date	Fid Matrix	Fid Prep	Lab Sample Type	Fid QC	Suite	Method	Analyte	Symbol	Result	1-sigma TPU	MDA	MDL	Units	Lab Qual	Indep Qual	Lab
R-13	958.3	05/26/05	WG	UF	CS	—	Inorg	6010	Silicon Dioxide	—	69.9	—	—	0.032	mg/L	—	J-	GELC
R-13	958.3	06/11/04	WG	UF	CS	—	Inorg	6010	Silicon Dioxide	—	66.6	—	—	0.0212	mg/L	—	—	GELC
R-13	958.3	07/03/06	WG	F	CS	—	Inorg	6010	Sodium	—	10.1	—	—	0.045	mg/L	—	—	GELC
R-13	958.3	02/02/06	WG	F	CS	—	Inorg	6010	Sodium	—	9.78	—	—	0.045	mg/L	—	—	GELC
R-13	958.3	05/22/03	WG	F	CS	—	Inorg	6010	Sodium	—	11.1	—	—	14	mg/L	—	NQ	GEL
R-13	958.3	01/27/03	WG	F	CS	—	Inorg	6010	Sodium	—	10.3	—	—	14	mg/L	—	NQ	GEL
R-13	958.3	07/03/06	WG	UF	CS	—	Inorg	6010	Sodium	—	10	—	—	0.045	mg/L	—	—	GELC
R-13	958.3	02/02/06	WG	UF	CS	—	Inorg	6010	Sodium	—	9.66	—	—	0.045	mg/L	—	—	GELC
R-13	958.3	06/11/04	WG	UF	CS	—	Inorg	6010	Sodium	—	10	—	—	0.0144	mg/L	—	—	GELC
R-13	958.3	12/09/03	WG	UF	CS	—	Inorg	6010	Sodium	—	10.6	—	—	0.0144	mg/L	—	—	GELC
R-13	958.3	07/03/06	WG	F	CS	—	Inorg	120.1	Specific Conductance	—	140	—	—	1	uS/cm	—	—	GELC
R-13	958.3	02/02/06	WG	F	CS	—	Inorg	120.1	Specific Conductance	—	149	—	—	1	uS/cm	—	—	GELC
R-13	958.3	09/01/05	WG	F	CS	FD	Inorg	120.1	Specific Conductance	—	118	—	—	1	uS/cm	—	—	GELC
R-13	958.3	09/01/05	WG	F	CS	—	Inorg	120.1	Specific Conductance	—	118	—	—	1	uS/cm	—	—	GELC

Table D-1 (continued)

Location	Depth (ft)	Date	Fid Matrix	Fid Prep	Lab Sample Type	Fid QC	Suite	Method	Analyte	Symbol	Result	1-sigma TPU	MDA	MDL	Units	Lab Qual	Indep Qual	Lab
R-13	958.3	05/26/05	WG	F	CS	—	Inorg	9050	Specific Conductance	—	138	—	—	1	uS/cm	—	—	GELC
R-13	958.3	07/03/06	WG	UF	CS	—	Inorg	120.1	Specific Conductance	—	140	—	—	1	uS/cm	—	—	GELC
R-13	958.3	09/01/05	WG	UF	CS	FD	Inorg	120.1	Specific Conductance	—	119	—	—	1	uS/cm	—	—	GELC
R-13	958.3	09/01/05	WG	UF	CS	—	Inorg	120.1	Specific Conductance	—	116	—	—	1	uS/cm	—	—	GELC
R-13	958.3	05/26/05	WG	UF	CS	—	Inorg	9050	Specific Conductance	—	136	—	—	1	uS/cm	—	—	GELC
R-13	958.3	07/03/06	WG	F	CS	—	Inorg	300	Sulfate	—	2.93	—	—	0.1	mg/L	—	—	GELC
R-13	958.3	02/02/06	WG	F	CS	—	Inorg	300	Sulfate	—	3	—	—	0.057	mg/L	—	—	GELC
R-13	958.3	09/01/05	WG	F	CS	FD	Inorg	300	Sulfate	—	3.1	—	—	0.057	mg/L	—	—	GELC
R-13	958.3	09/01/05	WG	F	CS	—	Inorg	300	Sulfate	—	3.07	—	—	0.057	mg/L	—	—	GELC
R-13	958.3	05/26/05	WG	F	CS	—	Inorg	300	Sulfate	—	3.14	—	—	0.057	mg/L	—	—	GELC
R-13	958.3	07/03/06	WG	UF	CS	—	Inorg	300	Sulfate	—	2.95	—	—	0.1	mg/L	—	—	GELC
R-13	958.3	09/01/05	WG	UF	CS	FD	Inorg	300	Sulfate	—	3.06	—	—	0.057	mg/L	—	—	GELC
R-13	958.3	09/01/05	WG	UF	CS	—	Inorg	300	Sulfate	—	3.1	—	—	0.057	mg/L	—	—	GELC
R-13	958.3	05/26/05	WG	UF	CS	—	Inorg	300	Sulfate	—	3.12	—	—	0.057	mg/L	—	—	GELC

Table D-1 (continued)

Location	Depth (ft)	Date	Fid Matrix	Fid Prep	Lab Sample Type	Fid QC	Suite	Method	Analyte	Symbol	Result	1-sigma TPU	MDA	MDL	Units	Lab Qual	Indep Qual	Lab
R-13	958.3	06/11/04	WG	UF	CS	—	Inorg	300	Sulfate	—	3.36	—	—	0.193	mg/L	—	—	GELC
R-13	958.3	07/03/06	WG	F	CS	—	Inorg	160.1	Total Dissolved Solids	—	137	—	—	2.38	mg/L	—	—	GELC
R-13	958.3	02/02/06	WG	F	CS	—	Inorg	160.1	Total Dissolved Solids	—	153	—	—	2.38	mg/L	—	—	GELC
R-13	958.3	09/01/05	WG	F	CS	FD	Inorg	160.1	Total Dissolved Solids	—	138	—	—	2.38	mg/L	—	—	GELC
R-13	958.3	09/01/05	WG	F	CS	—	Inorg	160.1	Total Dissolved Solids	—	137	—	—	2.38	mg/L	—	—	GELC
R-13	958.3	05/26/05	WG	F	CS	—	Inorg	160.1	Total Dissolved Solids	—	147	—	—	2.38	mg/L	—	—	GELC
R-13	958.3	07/03/06	WG	UF	CS	—	Inorg	160.1	Total Dissolved Solids	—	139	—	—	2.38	mg/L	—	—	GELC
R-13	958.3	09/01/05	WG	UF	CS	FD	Inorg	160.1	Total Dissolved Solids	—	140	—	—	2.38	mg/L	—	—	GELC
R-13	958.3	09/01/05	WG	UF	CS	—	Inorg	160.1	Total Dissolved Solids	—	143	—	—	2.38	mg/L	—	—	GELC
R-13	958.3	05/26/05	WG	UF	CS	—	Inorg	160.1	Total Dissolved Solids	—	192	—	—	2.38	mg/L	—	—	GELC
R-13	958.3	06/11/04	WG	UF	CS	—	Inorg	160.1	Total Dissolved Solids	—	143	—	—	3.07	mg/L	—	—	GELC
R-13	958.3	07/03/06	WG	F	CS	—	Inorg	351.2	Total Kjeldahl Nitrogen	—	0.066	—	—	0.01	mg/L	J	—	GELC
R-13	958.3	05/22/03	WG	F	CS	—	Inorg	351.2	Total Kjeldahl Nitrogen	—	0.14	—	—	44	mg/L	—	NQ	GEL
R-13	958.3	01/27/03	WG	F	CS	—	Inorg	351.2	Total Kjeldahl Nitrogen	—	0.12	—	—	30	mg/L	—	NQ	GEL

Table D-1 (continued)

Location	Depth (ft)	Date	Fid Matrix	Fid Prep	Lab Sample Type	Fid QC	Suite	Method	Analyte	Symbol	Result	1-sigma TPU	MDA	MDL	Units	Lab Qual	Indep Qual	Lab
R-13	958.3	07/03/02	WG	F	CS	—	Inorg	351.2	Total Kjeldahl Nitrogen	—	0.03	—	—	30	mg/L	J	J	GEL
R-13	958.3	07/03/06	WG	UF	CS	—	Inorg	351.2	Total Kjeldahl Nitrogen	—	0.018	—	—	0.01	mg/L	J	JN-	GELC
R-13	958.3	02/02/06	WG	UF	CS	—	Inorg	351.2	Total Kjeldahl Nitrogen	>	0.01	—	—	0.01	mg/L	U	—	GELC
R-13	958.3	09/01/05	WG	UF	CS	FD	Inorg	351.2	Total Kjeldahl Nitrogen	>	0.01	—	—	0.01	mg/L	U	—	GELC
R-13	958.3	09/01/05	WG	UF	CS	—	Inorg	351.2	Total Kjeldahl Nitrogen	>	0.058	—	—	0.01	mg/L	J	J+, U	GELC
R-13	958.3	05/26/05	WG	UF	CS	—	Inorg	351.2	Total Kjeldahl Nitrogen	>	0.01	—	—	0.01	mg/L	U	UJ	GELC
R-13	958.3	07/03/06	WG	F	CS	—	Inorg	150.1	pH	—	8.12	—	—	0.01	SU	H	J	GELC
R-13	958.3	02/02/06	WG	F	CS	—	Inorg	150.1	pH	—	8.21	—	—	0.01	SU	H	J	GELC
R-13	958.3	09/01/05	WG	F	CS	FD	Inorg	150.1	pH	—	7.84	—	—	0.01	SU	H	J	GELC
R-13	958.3	09/01/05	WG	F	CS	—	Inorg	150.1	pH	—	7.89	—	—	0.01	SU	H	J	GELC
R-13	958.3	05/26/05	WG	F	CS	—	Inorg	150.1	pH	—	7.42	—	—	0.01	SU	H	J	GELC
R-13	958.3	07/03/06	WG	UF	CS	—	Inorg	150.1	pH	—	8.11	—	—	0.01	SU	H	J	GELC
R-13	958.3	09/01/05	WG	UF	CS	FD	Inorg	150.1	pH	—	7.76	—	—	0.01	SU	H	J	GELC
R-13	958.3	09/01/05	WG	UF	CS	—	Inorg	150.1	pH	—	7.8	—	—	0.01	SU	H	J	GELC

Table D-1 (continued)

Location	Depth (ft)	Date	Fid Matrix	Fid Prep	Lab Sample Type	Fid QC	Suite	Method	Analyte	Symbol	Result	1-sigma TPU	MDA	MDL	Units	Lab Qual	Indep Qual	Lab
R-13	958.3	05/26/05	WG	UF	CS	—	Inorg	150.1	pH	—	7.38	—	—	0.01	SU	H	J	GELC
R-13	958.3	07/03/06	WG	F	CS	—	Met	6010	Barium	—	25.9	—	—	1	µg/L	—	—	GELC
R-13	958.3	02/02/06	WG	F	CS	—	Met	6010	Barium	—	25.7	—	—	1	µg/L	—	—	GELC
R-13	958.3	05/22/03	WG	F	CS	—	Met	6010	Barium	—	28.5	—	—	0.22	µg/L	—	NQ	GEL
R-13	958.3	01/27/03	WG	F	CS	—	Met	6010	Barium	—	28	—	—	0.22	µg/L	—	NQ	GEL
R-13	958.3	07/03/06	WG	UF	CS	—	Met	6010	Barium	—	26.1	—	—	1	µg/L	—	—	GELC
R-13	958.3	02/02/06	WG	UF	CS	—	Met	6010	Barium	—	25.1	—	—	1	µg/L	—	—	GELC
R-13	958.3	06/11/04	WG	UF	CS	—	Met	6010	Barium	—	27.1	—	—	0.222	µg/L	—	—	GELC
R-13	958.3	12/09/03	WG	UF	CS	—	Met	6010	Barium	—	26.9	—	—	0.222	µg/L	—	—	GELC
R-13	958.3	07/03/06	WG	F	CS	—	Met	6010	Boron	—	14.3	—	—	10	µg/L	J	—	GELC
R-13	958.3	02/02/06	WG	F	CS	—	Met	6010	Boron	—	14.6	—	—	10	µg/L	J	—	GELC
R-13	958.3	05/22/03	WG	F	CS	—	Met	6010	Boron	—	21.5	—	—	4.9	µg/L	B	NQ	GEL
R-13	958.3	01/27/03	WG	F	CS	—	Met	6010	Boron	—	10.7	—	—	4.9	µg/L	B	NQ	GEL
R-13	958.3	07/03/06	WG	UF	CS	—	Met	6010	Boron	—	13.1	—	—	10	µg/L	J	—	GELC

Table D-1 (continued)

Location	Depth (ft)	Date	Fid Matrix	Fid Prep	Lab Sample Type	Fid QC	Suite	Method	Analyte	Symbol	Result	1-sigma TPU	MDA	MDL	Units	Lab Qual	Indep Qual	Lab
R-13	958.3	02/02/06	WG	UF	CS	—	Met	6010	Boron	—	12.8	—	—	10	µg/L	J	—	GELC
R-13	958.3	06/11/04	WG	UF	CS	—	Met	6010	Boron	—	15	—	—	4.88	µg/L	B	—	GELC
R-13	958.3	12/09/03	WG	UF	CS	—	Met	6010	Boron	—	7.94	—	—	4.88	µg/L	B	—	GELC
R-13	958.3	07/03/06	WG	F	CS	—	Met	6020	Chromium	—	5.1	—	—	1	µg/L	—	—	GELC
R-13	958.3	02/02/06	WG	F	CS	—	Met	6010	Chromium	>	4.6	—	—	1	µg/L	J	U	GELC
R-13	958.3	05/22/03	WG	F	CS	—	Met	6010	Chromium	—	3.73	—	—	0.5	µg/L	B	NQ	GEL
R-13	958.3	01/27/03	WG	F	CS	—	Met	6010	Chromium	—	3.76	—	—	0.5	µg/L	B	NQ	GEL
R-13	958.3	07/03/06	WG	UF	CS	—	Met	6020	Chromium	—	4.6	—	—	1	µg/L	—	—	GELC
R-13	958.3	02/02/06	WG	UF	CS	—	Met	6010	Chromium	<	4.2	—	—	1	µg/L	J	U	GELC
R-13	958.3	06/11/04	WG	UF	CS	—	Met	6010	Chromium	—	3.49	—	—	0.503	µg/L	B	—	GELC
R-13	958.3	12/09/03	WG	UF	CS	—	Met	6010	Chromium	—	4.58	—	—	0.503	µg/L	B	—	GELC
R-13	958.3	07/03/06	WG	F	CS	—	Met	6010	Strontium	—	50.9	—	—	1	µg/L	—	—	GELC
R-13	958.3	02/02/06	WG	F	CS	—	Met	6010	Strontium	—	50.4	—	—	1	µg/L	—	—	GELC
R-13	958.3	05/22/03	WG	F	CS	—	Met	6010	Strontium	—	55.1	—	—	0.18	µg/L	—	NQ	GEL

Table D-1 (continued)

Location	Depth (ft)	Date	Fid Matrix	Fid Prep	Lab Sample Type	Fid QC	Suite	Method	Analyte	Symbol	Result	1-sigma TPU	MDA	MDL	Units	Lab Qual	Indep Qual	Lab
R-13	958.3	01/27/03	WG	F	CS	—	Met	6010	Strontium	—	53.3	—	—	0.18	µg/L	—	NQ	GEL
R-13	958.3	07/03/06	WG	UF	CS	—	Met	6010	Strontium	—	50.5	—	—	1	µg/L	—	—	GELC
R-13	958.3	02/02/06	WG	UF	CS	—	Met	6010	Strontium	—	49.6	—	—	1	µg/L	—	—	GELC
R-13	958.3	06/11/04	WG	UF	CS	—	Met	6010	Strontium	—	51.1	—	—	0.178	µg/L	—	—	GELC
R-13	958.3	12/09/03	WG	UF	CS	—	Met	6010	Strontium	—	53.8	—	—	0.178	µg/L	—	—	GELC
R-13	958.3	07/03/06	WG	F	CS	—	Met	6020	Uranium	—	0.39	—	—	0.05	µg/L	—	—	GELC
R-13	958.3	02/02/06	WG	F	CS	—	Met	6020	Uranium	—	0.53	—	—	0.05	µg/L	—	—	GELC
R-13	958.3	05/22/03	WG	F	CS	—	Met	6020	Uranium	—	0.47	—	—	0.02	µg/L	—	NQ	GEL
R-13	958.3	01/27/03	WG	F	CS	—	Met	6020	Uranium	—	0.45	—	—	0.02	µg/L	—	NQ	GEL
R-13	958.3	07/03/06	WG	UF	CS	—	Met	6020	Uranium	—	0.37	—	—	0.05	µg/L	—	—	GELC
R-13	958.3	02/02/06	WG	UF	CS	—	Met	6020	Uranium	—	0.48	—	—	0.05	µg/L	—	—	GELC
R-13	958.3	06/11/04	WG	UF	CS	—	Met	6020	Uranium	—	0.44	—	—	0.02	µg/L	—	—	GELC
R-13	958.3	12/09/03	WG	UF	CS	—	Met	6020	Uranium	—	0.463	—	—	0.02	µg/L	—	—	GELC
R-13	958.3	07/03/06	WG	F	CS	—	Met	6010	Vanadium	—	5.8	—	—	1	µg/L	—	—	GELC

Table D-1 (continued)

Location	Depth (ft)	Date	Fid Matrix	Fid Prep	Lab Sample Type	Fid QC	Suite	Method	Analyte	Symbol	Result	1-sigma TPU	MDA	MDL	Units	Lab Qual	Indep Qual	Lab
R-13	958.3	02/02/06	WG	F	CS	—	Met	6010	Vanadium	<	5.3	—	—	1	µg/L	—	U	GELC
R-13	958.3	05/22/03	WG	F	CS	—	Met	6010	Vanadium	<	7.11	—	—	0.61	µg/L	—	U	GEL
R-13	958.3	01/27/03	WG	F	CS	—	Met	6010	Vanadium	—	4.62	—	—	0.61	µg/L	B	NQ	GEL
R-13	958.3	07/03/06	WG	UF	CS	—	Met	6010	Vanadium	—	5.3	—	—	1	µg/L	—	—	GELC
R-13	958.3	02/02/06	WG	UF	CS	—	Met	6010	Vanadium	>	5	—	—	1	µg/L	—	U	GELC
R-13	958.3	06/11/04	WG	UF	CS	—	Met	6010	Vanadium	—	4.98	—	—	0.606	µg/L	B	—	GELC
R-13	958.3	12/09/03	WG	UF	CS	—	Met	6010	Vanadium	—	5.9	—	—	0.606	µg/L	—	—	GELC
R-13	958.3	07/03/06	WG	F	CS	FB	Rad	H300	Americium-241	—	-0.00743	0.0234	0.0452	—	pCi/L	U	U	GELC
R-13	958.3	07/03/06	WG	F	CS	—	Rad	H300	Americium-241	—	-0.0164	0.0202	0.0504	—	pCi/L	U	U	GELC
R-13	958.3	05/22/03	WG	F	CS	—	Rad	H300	Americium-241	—	0.00803	0.0049	0.02	—	pCi/L	U	U	GEL
R-13	958.3	01/27/03	WG	F	CS	—	Rad	H300	Americium-241	—	0.01	0.006	0.04	—	pCi/L	U	U	GEL
R-13	958.3	10/28/02	WG	F	CS	—	Rad	H300	Americium-241	—	0.01	0.0058	0.05	—	pCi/L	U	U	GEL
R-13	958.3	07/03/06	WG	UF	CS	FB	Rad	H300	Americium-241	—	0.0052	0.0113	0.0474	—	pCi/L	U	U	GELC
R-13	958.3	07/03/06	WG	UF	CS	—	Rad	H300	Americium-241	—	0.0111	0.0134	0.0522	—	pCi/L	U	U	GELC

Table D-1 (continued)

Location	Depth (ft)	Date	Fid Matrix	Fid Prep	Lab Sample Type	Fid QC	Suite	Method	Analyte	Symbol	Result	1-sigma TPU	MDA	MDL	Units	Lab Qual	Indep Qual	Lab
R-13	958.3	06/11/04	WG	UF	CS	—	Rad	AS	Americium-241	—	-0.00238	0.00629	0.042	—	pCi/L	U	U	GELC
R-13	958.3	12/09/03	WG	UF	CS	—	Rad	AS	Americium-241	—	0.00325	0.00716	0.03	—	pCi/L	U	U	GELC
R-13	958.3	05/22/03	WG	UF	CS	—	Rad	H300	Americium-241	—	0.00787	0.0048	0.02	—	pCi/L	U	U	GEL
R-13	958.3	07/03/06	WG	F	CS	FB	Rad	901.1	Cesium-137	—	0.161	1.48	4.6	—	pCi/L	U	U	GELC
R-13	958.3	07/03/06	WG	F	CS	—	Rad	901.1	Cesium-137	—	1.84	0.968	3.79	—	pCi/L	U	U	GELC
R-13	958.3	05/22/03	WG	F	CS	—	Rad	901.1	Cesium-137	—	-0.78	0.57	1.8	—	pCi/L	U	U	GEL
R-13	958.3	01/27/03	WG	F	CS	—	Rad	901.1	Cesium-137	—	0.34	0.55	2	—	pCi/L	U	U	GEL
R-13	958.3	10/28/02	WG	F	CS	—	Rad	901.1	Cesium-137	—	-0.47	0.88	2.9	—	pCi/L	U	U	GEL
R-13	958.3	07/03/06	WG	UF	CS	FB	Rad	901.1	Cesium-137	—	-0.381	0.845	3.03	—	pCi/L	U	U	GELC
R-13	958.3	07/03/06	WG	UF	CS	—	Rad	901.1	Cesium-137	—	0.347	0.926	3.39	—	pCi/L	U	U	GELC
R-13	958.3	06/11/04	WG	UF	CS	—	Rad	901.1	Cesium-137	—	-0.00249	0.958	3.44	—	pCi/L	U	U	GELC
R-13	958.3	12/09/03	WG	UF	CS	—	Rad	901.1	Cesium-137	—	-3	1.8	6.03	—	pCi/L	U	U	GELC
R-13	958.3	05/22/03	WG	UF	CS	—	Rad	901.1	Cesium-137	—	0.31	0.51	1.8	—	pCi/L	U	U	GEL
R-13	958.3	07/03/06	WG	F	CS	FB	Rad	901.1	Cobalt-60	—	-1.24	1.38	4	—	pCi/L	U	U	GELC

Table D-1 (continued)

Location	Depth (ft)	Date	Fid Matrix	Fid Prep	Lab Sample Type	Fid QC	Suite	Method	Analyte	Symbol	Result	1-sigma TPU	MDA	MDL	Units	Lab Qual	Indep Qual	Lab
R-13	958.3	07/03/06	WG	F	CS	—	Rad	901.1	Cobalt-60	—	1.14	1.09	3.84	—	pCi/L	U	U	GELC
R-13	958.3	05/22/03	WG	F	CS	—	Rad	901.1	Cobalt-60	—	0.08	0.56	2.1	—	pCi/L	U	U	GEL
R-13	958.3	01/27/03	WG	F	CS	—	Rad	901.1	Cobalt-60	—	-0.25	0.59	2.1	—	pCi/L	U	U	GEL
R-13	958.3	10/28/02	WG	F	CS	—	Rad	901.1	Cobalt-60	—	0.76	0.96	3.1	—	pCi/L	U	U	GEL
R-13	958.3	07/03/06	WG	UF	CS	FB	Rad	901.1	Cobalt-60	—	-0.72	0.665	2.21	—	pCi/L	U	U	GELC
R-13	958.3	07/03/06	WG	UF	CS	—	Rad	901.1	Cobalt-60	—	0.605	0.968	3.76	—	pCi/L	U	U	GELC
R-13	958.3	06/11/04	WG	UF	CS	—	Rad	901.1	Cobalt-60	—	-0.82	0.788	2.75	—	pCi/L	U	U	GELC
R-13	958.3	12/09/03	WG	UF	CS	—	Rad	901.1	Cobalt-60	—	0.581	1.91	7.14	—	pCi/L	U	U	GELC
R-13	958.3	05/22/03	WG	UF	CS	—	Rad	901.1	Cobalt-60	—	0.59	0.64	2.1	—	pCi/L	U	U	GEL
R-13	958.3	07/03/06	WG	F	CS	FB	Rad	900	Gross alpha	—	1.04	0.727	2.86	—	pCi/L	U	U	GELC
R-13	958.3	07/03/06	WG	F	CS	—	Rad	900	Gross alpha	—	-0.0336	0.417	2.17	—	pCi/L	U	U	GELC
R-13	958.3	07/03/06	WG	UF	CS	FB	Rad	900	Gross alpha	—	0.29	0.42	1.87	—	pCi/L	U	U	GELC
R-13	958.3	07/03/06	WG	UF	CS	—	Rad	900	Gross alpha	—	0.0249	0.532	2.72	—	pCi/L	U	U	GELC
R-13	958.3	06/11/04	WG	UF	CS	—	Rad	900	Gross alpha	—	0.241	0.322	1.38	—	pCi/L	U	U	GELC

Table D-1 (continued)

Location	Depth (ft)	Date	Fid Matrix	Fid Prep	Lab Sample Type	Fid QC	Suite	Method	Analyte	Symbol	Result	1-sigma TPU	MDA	MDL	Units	Lab Qual	Indep Qual	Lab
R-13	958.3	12/09/03	WG	UF	CS	—	Rad	900	Gross alpha	—	0.647	0.203	0.587	—	pCi/L	—	J	GELC
R-13	958.3	07/03/06	WG	F	CS	FB	Rad	900	Gross beta	—	0.938	0.455	1.79	—	pCi/L	U	U	GELC
R-13	958.3	07/03/06	WG	F	CS	—	Rad	900	Gross beta	—	0.109	0.461	2.05	—	pCi/L	U	U	GELC
R-13	958.3	07/03/06	WG	UF	CS	FB	Rad	900	Gross beta	—	-0.953	0.519	3	—	pCi/L	U	U	GELC
R-13	958.3	07/03/06	WG	UF	CS	—	Rad	900	Gross beta	—	-0.177	0.456	2.1	—	pCi/L	U	U	GELC
R-13	958.3	06/11/04	WG	UF	CS	—	Rad	900	Gross beta	—	0.579	0.377	1.48	—	pCi/L	U	U	GELC
R-13	958.3	12/09/03	WG	UF	CS	—	Rad	900	Gross beta	—	0.504	0.222	0.815	—	pCi/L	U	U	GELC
R-13	958.3	05/22/03	WG	UF	CS	—	Rad	900	Gross beta	—	2.58	0.65	2.2	—	pCi/L	—	NQ	GEL
R-13	958.3	07/03/06	WG	F	CS	FB	Rad	901.1	Gross gamma	—	81.6	117	376	—	pCi/L	U	U	GELC
R-13	958.3	07/03/06	WG	F	CS	—	Rad	901.1	Gross gamma	—	93	78.4	263	—	pCi/L	U	U	GELC
R-13	958.3	07/03/06	WG	UF	CS	FB	Rad	901.1	Gross gamma	—	79.6	66.4	314	—	pCi/L	U	U	GELC
R-13	958.3	07/03/06	WG	UF	CS	—	Rad	901.1	Gross gamma	—	72	72.2	258	—	pCi/L	U	U	GELC
R-13	958.3	06/11/04	WG	UF	CS	—	Rad	901.1	Gross gamma	—	122	98.1	287	—	pCi/L	U	U	GELC
R-13	958.3	12/09/03	WG	UF	CS	—	Rad	901.1	Gross gamma	—	203	109	437	—	pCi/L	U	U	GELC

Table D-1 (continued)

Location	Depth (ft)	Date	Fid Matrix	Fid Prep	Lab Sample Type	Fid QC	Suite	Method	Analyte	Symbol	Result	1-sigma TPU	MDA	MDL	Units	Lab Qual	Indep Qual	Lab
R-13	958.3	05/22/03	WG	UF	CS	—	Rad	901.1	Gross gamma	—	55.4	51	190	—	pCi/L	U	U	GEL
R-13	958.3	07/03/06	WG	F	CS	FB	Rad	901.1	Neptunium-237	—	-3.82	5.21	17.8	—	pCi/L	U	U	GELC
R-13	958.3	07/03/06	WG	F	CS	—	Rad	901.1	Neptunium-237	—	9.11	9.58	24.2	—	pCi/L	U	U	GELC
R-13	958.3	07/03/06	WG	UF	CS	FB	Rad	901.1	Neptunium-237	—	0.621	6.33	19.3	—	pCi/L	U	U	GELC
R-13	958.3	07/03/06	WG	UF	CS	—	Rad	901.1	Neptunium-237	—	2.13	4.96	16.6	—	pCi/L	U	U	GELC
R-13	958.3	06/11/04	WG	UF	CS	—	Rad	901.1	Neptunium-237	—	-2.63	6.2	22	—	pCi/L	U	U	GELC
R-13	958.3	12/09/03	WG	UF	CS	—	Rad	901.1	Neptunium-237	—	-5.23	13.1	45.4	—	pCi/L	U	U	GELC
R-13	958.3	07/03/06	WG	F	CS	FB	Rad	H300	Plutonium-238	—	-0.00197	0.00278	0.019	—	pCi/L	U	U	GELC
R-13	958.3	07/03/06	WG	F	CS	—	Rad	H300	Plutonium-238	—	0.0024	0.0024	0.023	—	pCi/L	U	U	GELC
R-13	958.3	05/22/03	WG	F	CS	—	Rad	H300	Plutonium-238	—	0.00477	0.01	0.04	—	pCi/L	U	U	GEL
R-13	958.3	01/27/03	WG	F	CS	—	Rad	H300	Plutonium-238	—	-0.00224	0.0039	0.05	—	pCi/L	U	U	GEL
R-13	958.3	10/28/02	WG	F	CS	—	Rad	H300	Plutonium-238	—	0.00238	0.0041	0.06	—	pCi/L	U	U	GEL
R-13	958.3	07/03/06	WG	UF	CS	FB	Rad	H300	Plutonium-238	—	0	0.00484	0.033	—	pCi/L	U	U	GELC
R-13	958.3	07/03/06	WG	UF	CS	—	Rad	H300	Plutonium-238	—	-0.0082	0.00369	0.016	—	pCi/L	U	U	GELC

Table D-1 (continued)

Location	Depth (ft)	Date	Fid Matrix	Fid Prep	Lab Sample Type	Fid QC	Suite	Method	Analyte	Symbol	Result	1-sigma TPU	MDA	MDL	Units	Lab Qual	Indep Qual	Lab
R-13	958.3	06/11/04	WG	UF	CS	—	Rad	AS	Plutonium-238	—	0.00218	0.00218	0.034	—	pCi/L	U	U	GELC
R-13	958.3	12/09/03	WG	UF	CS	—	Rad	AS	Plutonium-238	—	-0.0218	0.0107	0.027	—	pCi/L	U	U	GELC
R-13	958.3	12/09/03	WG	UF	DUP	—	Rad	AS	Plutonium-238	—	-0.00188	0.00821	0.026	—	pCi/L	U	—	GELC
R-13	958.3	05/22/03	WG	UF	CS	—	Rad	H300	Plutonium-238	—	2.07E-09	0.0097	0.03	—	pCi/L	U	U	GEL
R-13	958.3	07/03/06	WG	F	CS	FB	Rad	H300	Plutonium-239/240	—	0.0118	0.00484	0.022	—	pCi/L	U	U	GELC
R-13	958.3	07/03/06	WG	F	CS	—	Rad	H300	Plutonium-239/240	—	0.0048	0.0034	0.027	—	pCi/L	U	U	GELC
R-13	958.3	05/22/03	WG	F	CS	—	Rad	H300	Plutonium-239/240	—	0.04	0.01	0.04	—	pCi/L	U	U	GEL
R-13	958.3	01/27/03	WG	F	CS	—	Rad	H300	Plutonium-239/240	—	0.00224	0.0067	0.04	—	pCi/L	U	U	GEL
R-13	958.3	10/28/02	WG	F	CS	—	Rad	H300	Plutonium-239/240	—	0.00475	0.0067	0.05	—	pCi/L	U	U	GEL
R-13	958.3	07/03/06	WG	UF	CS	FB	Rad	H300	Plutonium-239/240	—	0.0171	0.00909	0.038	—	pCi/L	U	U	GELC
R-13	958.3	07/03/06	WG	UF	CS	—	Rad	H300	Plutonium-239/240	—	0.00492	0.00285	0.018	—	pCi/L	U	U	GELC
R-13	958.3	06/11/04	WG	UF	CS	—	Rad	AS	Plutonium-239/240	—	-0.00654	0.00436	0.035	—	pCi/L	U	U	GELC
R-13	958.3	12/09/03	WG	UF	CS	—	Rad	AS	Plutonium-239/240	—	0.00396	0.00928	0.024	—	pCi/L	U	U	GELC
R-13	958.3	12/09/03	WG	UF	DUP	—	Rad	AS	Plutonium-239/240	—	0.00188	0.00421	0.023	—	pCi/L	U	—	GELC

Table D-1 (continued)

Location	Depth (ft)	Date	Fid Matrix	Fid Prep	Lab Sample Type	Fid QC	Suite	Method	Analyte	Symbol	Result	1-sigma TPU	MDA	MDL	Units	Lab Qual	Indep Qual	Lab
R-13	958.3	05/22/03	WG	UF	CS	—	Rad	H300	Plutonium-239/240	—	0.01	0.0092	0.04	—	pCi/L	U	U	GEL
R-13	958.3	07/03/06	WG	F	CS	FB	Rad	901.1	Potassium-40	—	9.36	14.2	54	—	pCi/L	U	U	GELC
R-13	958.3	07/03/06	WG	F	CS	—	Rad	901.1	Potassium-40	—	7	19.2	37.8	—	pCi/L	U	U	GELC
R-13	958.3	05/22/03	WG	F	CS	—	Rad	901.1	Potassium-40	—	15.4	13	18	—	pCi/L	U	U	GEL
R-13	958.3	01/27/03	WG	F	CS	—	Rad	901.1	Potassium-40	—	23.7	7.1	28	—	pCi/L	U	U	GEL
R-13	958.3	10/28/02	WG	F	CS	—	Rad	901.1	Potassium-40	—	28.7	21	27	—	pCi/L	—	U	GEL
R-13	958.3	07/03/06	WG	UF	CS	FB	Rad	901.1	Potassium-40	—	15.8	9.05	37.2	—	pCi/L	U	U	GELC
R-13	958.3	07/03/06	WG	UF	CS	—	Rad	901.1	Potassium-40	—	39.3	13.3	54.9	—	pCi/L	U	U	GELC
R-13	958.3	06/11/04	WG	UF	CS	—	Rad	901.1	Potassium-40	—	19.2	13.5	48	—	pCi/L	U	U	GELC
R-13	958.3	12/09/03	WG	UF	CS	—	Rad	901.1	Potassium-40	—	100	24.4	105	—	pCi/L	U	U	GELC
R-13	958.3	05/22/03	WG	UF	CS	—	Rad	901.1	Potassium-40	—	14.3	14	19	—	pCi/L	U	U	GEL
R-13	958.3	07/03/06	WG	F	CS	FB	Rad	901.1	Sodium-22	—	0.965	1.53	5.78	—	pCi/L	U	U	GELC
R-13	958.3	07/03/06	WG	F	CS	—	Rad	901.1	Sodium-22	—	-0.133	1.06	3.89	—	pCi/L	U	U	GELC
R-13	958.3	05/22/03	WG	F	CS	—	Rad	901.1	Sodium-22	—	0.78	0.57	2.1	—	pCi/L	U	U	GEL

Table D-1 (continued)

Location	Depth (ft)	Date	Fid Matrix	Fid Prep	Lab Sample Type	Fid QC	Suite	Method	Analyte	Symbol	Result	1-sigma TPU	MDA	MDL	Units	Lab Qual	Indep Qual	Lab
R-13	958.3	01/27/03	WG	F	CS	—	Rad	901.1	Sodium-22	—	0.92	0.53	2.1	—	pCi/L	U	U	GEL
R-13	958.3	10/28/02	WG	F	CS	—	Rad	901.1	Sodium-22	—	0.35	0.93	3.3	—	pCi/L	U	U	GEL
R-13	958.3	07/03/06	WG	UF	CS	FB	Rad	901.1	Sodium-22	—	1.36	0.823	3.34	—	pCi/L	U	U	GELC
R-13	958.3	07/03/06	WG	UF	CS	—	Rad	901.1	Sodium-22	—	0.691	1.05	4.04	—	pCi/L	U	U	GELC
R-13	958.3	06/11/04	WG	UF	CS	—	Rad	901.1	Sodium-22	—	-0.76	0.882	3.12	—	pCi/L	U	U	GELC
R-13	958.3	12/09/03	WG	UF	CS	—	Rad	901.1	Sodium-22	—	-0.352	2.04	7.31	—	pCi/L	U	U	GELC
R-13	958.3	05/22/03	WG	UF	CS	—	Rad	901.1	Sodium-22	—	0.08	0.53	2	—	pCi/L	U	U	GEL
R-13	958.3	07/03/06	WG	F	CS	FB	Rad	905.0	Strontium-90	—	-0.0735	0.0623	0.299	—	pCi/L	U	U	GELC
R-13	958.3	07/03/06	WG	F	CS	—	Rad	905.0	Strontium-90	—	-0.0411	0.0664	0.311	—	pCi/L	U	U	GELC
R-13	958.3	05/22/03	WG	F	CS	—	Rad	905.0	Strontium-90	—	0.06	0.02	0.11	—	pCi/L	U	U	GEL
R-13	958.3	01/27/03	WG	F	CS	—	Rad	905.0	Strontium-90	—	0.0099	0.06	0.21	—	pCi/L	U	U	GEL
R-13	958.3	10/28/02	WG	F	CS	—	Rad	905.0	Strontium-90	—	0.0068	0.04	0.13	—	pCi/L	U	U	GEL
R-13	958.3	07/03/06	WG	UF	CS	FB	Rad	905.0	Strontium-90	—	-0.0758	0.0393	0.209	—	pCi/L	U	U	GELC
R-13	958.3	07/03/06	WG	UF	CS	—	Rad	905.0	Strontium-90	—	-0.184	0.055	0.299	—	pCi/L	U	U	GELC

Table D-1 (continued)

Location	Depth (ft)	Date	Fid Matrix	Fid Prep	Lab Sample Type	Fid QC	Suite	Method	Analyte	Symbol	Result	1-sigma TPU	MDA	MDL	Units	Lab Qual	Indep Qual	Lab
R-13	958.3	06/11/04	WG	UF	CS	—	Rad	GFPC	Strontium-90	—	0.163	0.0752	0.3	—	pCi/L	U	U	GELC
R-13	958.3	12/09/03	WG	UF	CS	—	Rad	GFPC	Strontium-90	—	0.115	0.12	0.515	—	pCi/L	U	U	GELC
R-13	958.3	05/22/03	WG	UF	CS	—	Rad	905.0	Strontium-90	—	0.01	0.03	0.14	—	pCi/L	U	U	GEL
R-13	958.3	07/03/06	WG	F	CS	FB	Rad	H300	Uranium-234	—	0.00721	0.00799	0.0502	—	pCi/L	U	U	GELC
R-13	958.3	07/03/06	WG	F	CS	—	Rad	H300	Uranium-234	—	0.255	0.0279	0.0437	—	pCi/L	—	—	GELC
R-13	958.3	05/22/03	WG	F	CS	—	Rad	H300	Uranium-234	—	0.26	0.03	0.07	—	pCi/L	—	NQ	GEL
R-13	958.3	01/27/03	WG	F	CS	—	Rad	H300	Uranium-234	—	0.25	0.02	0.03	—	pCi/L	—	NQ	GEL
R-13	958.3	10/28/02	WG	F	CS	—	Rad	H300	Uranium-234	—	0.31	0.03	0.03	—	pCi/L	—	NQ	GEL
R-13	958.3	07/03/06	WG	UF	CS	FB	Rad	H300	Uranium-234	—	0.00495	0.00857	0.0516	—	pCi/L	U	U	GELC
R-13	958.3	07/03/06	WG	UF	CS	—	Rad	H300	Uranium-234	—	0.259	0.0311	0.0557	—	pCi/L	—	—	GELC
R-13	958.3	06/11/04	WG	UF	CS	—	Rad	AS	Uranium-234	—	0.243	0.0274	0.069	—	pCi/L	—	—	GELC
R-13	958.3	12/09/03	WG	UF	CS	—	Rad	AS	Uranium-234	—	0.299	0.032	0.047	—	pCi/L	—	—	GELC
R-13	958.3	05/22/03	WG	UF	CS	—	Rad	H300	Uranium-234	—	0.31	0.03	0.07	—	pCi/L	—	NQ	GEL
R-13	958.3	07/03/06	WG	F	CS	FB	Rad	H300	Uranium-235/236	—	0.00297	0.00298	0.0423	—	pCi/L	U	U	GELC

Table D-1 (continued)

Location	Depth (ft)	Date	Fid Matrix	Fid Prep	Lab Sample Type	Fid QC	Suite	Method	Analyte	Symbol	Result	1-sigma TPU	MDA	MDL	Units	Lab Qual	Indep Qual	Lab
R-13	958.3	07/03/06	WG	F	CS	—	Rad	H300	Uranium-235/236	—	0.0103	0.00636	0.0368	—	pCi/L	U	U	GELC
R-13	958.3	05/22/03	WG	F	CS	—	Rad	H300	Uranium-235/236	—	0.00448	0.0084	0.03	—	pCi/L	U	U	GEL
R-13	958.3	01/27/03	WG	F	CS	—	Rad	H300	Uranium-235/236	—	0.00781	0.0048	0.03	—	pCi/L	U	U	GEL
R-13	958.3	10/28/02	WG	F	CS	—	Rad	H300	Uranium-235/236	—	0.02	0.0081	0.03	—	pCi/L	U	U	GEL
R-13	958.3	07/03/06	WG	UF	CS	FB	Rad	H300	Uranium-235/236	—	-0.00306	0.0053	0.0435	—	pCi/L	U	U	GELC
R-13	958.3	07/03/06	WG	UF	CS	—	Rad	H300	Uranium-235/236	—	0.0132	0.0115	0.047	—	pCi/L	U	U	GELC
R-13	958.3	06/11/04	WG	UF	CS	—	Rad	AS	Uranium-235/236	—	0.00682	0.00992	0.042	—	pCi/L	U	U	GELC
R-13	958.3	12/09/03	WG	UF	CS	—	Rad	AS	Uranium-235/236	—	0.0637	0.0149	0.027	—	pCi/L	—	J	GELC
R-13	958.3	05/22/03	WG	UF	CS	—	Rad	H300	Uranium-235/236	—	0.00704	0.0062	0.03	—	pCi/L	U	U	GEL
R-13	958.3	07/03/06	WG	F	CS	FB	Rad	H300	Uranium-238	—	0.0168	0.00728	0.0533	—	pCi/L	U	U	GELC
R-13	958.3	07/03/06	WG	F	CS	—	Rad	H300	Uranium-238	—	0.134	0.0187	0.0464	—	pCi/L	—	J	GELC
R-13	958.3	05/22/03	WG	F	CS	—	Rad	H300	Uranium-238	—	0.1	0.01	0.03	—	pCi/L	—	NQ	GEL
R-13	958.3	01/27/03	WG	F	CS	—	Rad	H300	Uranium-238	—	0.13	0.01	0.04	—	pCi/L	—	NQ	GEL
R-13	958.3	10/28/02	WG	F	CS	—	Rad	H300	Uranium-238	—	0.14	0.02	0.04	—	pCi/L	—	NQ	GEL

Table D-1 (continued)

Location	Depth (ft)	Date	Fid Matrix	Fid Prep	Lab Sample Type	Fid QC	Suite	Method	Analyte	Symbol	Result	1-sigma TPU	MDA	MDL	Units	Lab Qual	Indep Qual	Lab
R-13	958.3	07/03/06	WG	UF	CS	FB	Rad	H300	Uranium-238	—	0	0.00495	0.0549	—	pCi/L	U	U	GELC
R-13	958.3	07/03/06	WG	UF	CS	—	Rad	H300	Uranium-238	—	0.131	0.0232	0.0592	—	pCi/L	—	J	GELC
R-13	958.3	06/11/04	WG	UF	CS	—	Rad	AS	Uranium-238	—	0.145	0.0201	0.049	—	pCi/L	—	J	GELC
R-13	958.3	12/09/03	WG	UF	CS	—	Rad	AS	Uranium-238	—	0.135	0.0194	0.03	—	pCi/L	—	—	GELC
R-13	958.3	05/22/03	WG	UF	CS	—	Rad	H300	Uranium-238	—	0.11	0.01	0.03	—	pCi/L	—	NQ	GEL
R-14	1204.5	06/26/06	WG	UF	CS	—	Dro	8015	Diesel Range Organics	<	45.2	—	—	17.9	µg/L	BJ	U	GELC
R-14	1204.5	06/26/06	WG	F	CS	—	Inorg	310.1	Alkalinity-CO3	—	1.86	—	—	0.725	mg/L	—	—	GELC
R-14	1204.5	01/24/06	WG	F	CS	—	Inorg	310.1	Alkalinity-CO3	—	1.77	—	—	1.45	mg/L	J	—	GELC
R-14	1204.5	05/11/05	WG	F	CS	—	Inorg	310.1	Alkalinity-CO3	<	1.45	—	—	1.45	mg/L	U	—	GELC
R-14	1204.5	10/28/04	WG	F	CS	—	Inorg	310.1	Alkalinity-CO3	<	1.45	—	—	1.45	mg/L	U	—	GELC
R-14	1204.5	06/26/06	WG	UF	CS	—	Inorg	310.1	Alkalinity-CO3	—	2.12	—	—	0.725	mg/L	—	—	GELC
R-14	1204.5	05/11/05	WG	UF	CS	—	Inorg	310.1	Alkalinity-CO3	<	1.45	—	—	1.45	mg/L	U	—	GELC
R-14	1204.5	06/26/06	WG	F	CS	—	Inorg	310.1	Alkalinity-CO3+HCO3	—	67.7	—	—	0.725	mg/L	—	—	GELC
R-14	1204.5	01/24/06	WG	F	CS	—	Inorg	310.1	Alkalinity-CO3+HCO3	—	64.4	—	—	1.45	mg/L	—	—	GELC

Table D-1 (continued)

Location	Depth (ft)	Date	Fid Matrix	Fid Prep	Lab Sample Type	Fid QC	Suite	Method	Analyte	Symbol	Result	1-sigma TPU	MDA	MDL	Units	Lab Qual	Indep Qual	Lab
R-14	1204.5	10/28/04	WG	F	CS	—	Inorg	310.1	Alkalinity-CO ₃ +HCO ₃	—	63.8	—	—	1.45	mg/L	—	—	GELC
R-14	1204.5	07/12/04	WG	F	CS	—	Inorg	310.1	Alkalinity-CO ₃ +HCO ₃	—	63.6	—	—	1.45	mg/L	—	—	GELC
R-14	1204.5	07/12/04	WG	F	DUP	—	Inorg	310.1	Alkalinity-CO ₃ +HCO ₃	—	62.6	—	—	1.45	mg/L	—	—	GELC
R-14	1204.5	06/26/06	WG	UF	CS	—	Inorg	310.1	Alkalinity-CO ₃ +HCO ₃	—	68.8	—	—	0.725	mg/L	—	—	GELC
R-14	1204.5	06/26/06	WG	F	CS	—	Inorg	6010	Calcium	—	11.9	—	—	0.036	mg/L	—	—	GELC
R-14	1204.5	01/24/06	WG	F	CS	—	Inorg	6010	Calcium	—	11.3	—	—	0.036	mg/L	—	—	GELC
R-14	1204.5	05/11/05	WG	F	CS	—	Inorg	6010	Calcium	—	12	—	—	0.036	mg/L	—	—	GELC
R-14	1204.5	10/28/04	WG	F	CS	—	Inorg	6010	Calcium	—	11.6	—	—	0.00554	mg/L	—	—	GELC
R-14	1204.5	10/28/04	WG	F	DUP	—	Inorg	6010	Calcium	—	11.4	—	—	0.00554	mg/L	—	—	GELC
R-14	1204.5	06/26/06	WG	UF	CS	—	Inorg	6010	Calcium	—	12	—	—	0.036	mg/L	—	—	GELC
R-14	1204.5	01/24/06	WG	UF	CS	—	Inorg	6010	Calcium	—	10.9	—	—	0.036	mg/L	—	—	GELC
R-14	1204.5	05/11/05	WG	UF	CS	—	Inorg	6010	Calcium	—	11.6	—	—	0.036	mg/L	—	—	GELC
R-14	1204.5	10/28/04	WG	UF	CS	—	Inorg	6010	Calcium	—	12	—	—	0.00554	mg/L	—	—	GELC
R-14	1204.5	10/28/04	WG	UF	DUP	—	Inorg	6010	Calcium	—	11.8	—	—	0.00554	mg/L	—	—	GELC

Table D-1 (continued)

Location	Depth (ft)	Date	Fid Matrix	Fid Prep	Lab Sample Type	Fid QC	Suite	Method	Analyte	Symbol	Result	1-sigma TPU	MDA	MDL	Units	Lab Qual	Indep Qual	Lab
R-14	1204.5	06/26/06	WG	F	CS	—	Inorg	300	Chloride	—	1.62	—	—	0.066	mg/L	—	—	GELC
R-14	1204.5	01/24/06	WG	F	CS	—	Inorg	300	Chloride	—	1.77	—	—	0.053	mg/L	—	—	GELC
R-14	1204.5	05/11/05	WG	F	CS	—	Inorg	300	Chloride	—	1.45	—	—	0.053	mg/L	—	—	GELC
R-14	1204.5	10/28/04	WG	F	CS	—	Inorg	300	Chloride	—	1.71	—	—	0.0322	mg/L	—	—	GELC
R-14	1204.5	10/28/04	WG	F	DUP	—	Inorg	300	Chloride	—	1.71	—	—	0.0322	mg/L	—	—	GELC
R-14	1204.5	06/26/06	WG	UF	CS	—	Inorg	300	Chloride	—	1.66	—	—	0.066	mg/L	—	—	GELC
R-14	1204.5	05/11/05	WG	UF	CS	—	Inorg	300	Chloride	—	1.58	—	—	0.053	mg/L	—	—	GELC
R-14	1204.5	06/26/06	WG	F	CS	—	Inorg	300	Fluoride	—	0.247	—	—	0.033	mg/L	—	—	GELC
R-14	1204.5	01/24/06	WG	F	CS	—	Inorg	300	Fluoride	—	0.27	—	—	0.03	mg/L	—	—	GELC
R-14	1204.5	05/11/05	WG	F	CS	—	Inorg	300	Fluoride	—	0.128	—	—	0.03	mg/L	—	—	GELC
R-14	1204.5	10/28/04	WG	F	CS	—	Inorg	300	Fluoride	—	0.214	—	—	0.0553	mg/L	—	—	GELC
R-14	1204.5	10/28/04	WG	F	DUP	—	Inorg	300	Fluoride	—	0.213	—	—	0.0553	mg/L	—	—	GELC
R-14	1204.5	06/26/06	WG	UF	CS	—	Inorg	300	Fluoride	—	0.23	—	—	0.033	mg/L	—	—	GELC
R-14	1204.5	05/11/05	WG	UF	CS	—	Inorg	300	Fluoride	>	0.03	—	—	0.03	mg/L	U	—	GELC

Table D-1 (continued)

Location	Depth (ft)	Date	Fid Matrix	Fid Prep	Lab Sample Type	Fid QC	Suite	Method	Analyte	Symbol	Result	1-sigma TPU	MDA	MDL	Units	Lab Qual	Indep Qual	Lab
R-14	1204.5	06/26/06	WG	F	CS	—	Inorg	A2340	Hardness	—	43.4	—	—	0.085	mg/L	—	—	GELC
R-14	1204.5	01/24/06	WG	F	CS	—	Inorg	A2340	Hardness	—	42.2	—	—	0.085	mg/L	—	—	GELC
R-14	1204.5	06/26/06	WG	UF	CS	—	Inorg	A2340	Hardness	—	44.1	—	—	0.085	mg/L	—	—	GELC
R-14	1204.5	01/24/06	WG	UF	CS	—	Inorg	A2340	Hardness	—	40.4	—	—	0.085	mg/L	—	—	GELC
R-14	1204.5	06/26/06	WG	F	CS	—	Inorg	6010	Magnesium	—	3.35	—	—	0.085	mg/L	—	—	GELC
R-14	1204.5	01/24/06	WG	F	CS	—	Inorg	6010	Magnesium	—	3.36	—	—	0.085	mg/L	—	—	GELC
R-14	1204.5	05/11/05	WG	F	CS	—	Inorg	6010	Magnesium	—	3.52	—	—	0.085	mg/L	—	—	GELC
R-14	1204.5	10/28/04	WG	F	CS	—	Inorg	6010	Magnesium	—	3.33	—	—	0.00518	mg/L	—	—	GELC
R-14	1204.5	10/28/04	WG	F	DUP	—	Inorg	6010	Magnesium	—	3.3	—	—	0.00518	mg/L	—	—	GELC
R-14	1204.5	06/26/06	WG	UF	CS	—	Inorg	6010	Magnesium	—	3.41	—	—	0.085	mg/L	—	—	GELC
R-14	1204.5	01/24/06	WG	UF	CS	—	Inorg	6010	Magnesium	—	3.21	—	—	0.085	mg/L	—	—	GELC
R-14	1204.5	05/11/05	WG	UF	CS	—	Inorg	6010	Magnesium	—	3.33	—	—	0.085	mg/L	—	—	GELC
R-14	1204.5	10/28/04	WG	UF	CS	—	Inorg	6010	Magnesium	—	3.48	—	—	0.00518	mg/L	—	—	GELC
R-14	1204.5	10/28/04	WG	UF	DUP	—	Inorg	6010	Magnesium	—	3.46	—	—	0.00518	mg/L	—	—	GELC

Table D-1 (continued)

Location	Depth (ft)	Date	Fid Matrix	Fid Prep	Lab Sample Type	Fid QC	Suite	Method	Analyte	Symbol	Result	1-sigma TPU	MDA	MDL	Units	Lab Qual	Indep Qual	Lab
R-14	1204.5	06/26/06	WG	F	CS	—	Inorg	353.1	Nitrate-Nitrite as N	—	0.0469	—	—	0.014	mg/L	—	J-, JN-	GELC
R-14	1204.5	01/24/06	WG	F	CS	—	Inorg	353.1	Nitrate-Nitrite as N	—	0.0338	—	—	0.017	mg/L	J	J-	GELC
R-14	1204.5	05/11/05	WG	F	CS	—	Inorg	353.1	Nitrate-Nitrite as N	—	0.0557	—	—	0.003	mg/L	—	—	GELC
R-14	1204.5	10/28/04	WG	F	CS	—	Inorg	353.1	Nitrate-Nitrite as N	—	0.0756	—	—	0.003	mg/L	—	J-	GELC
R-14	1204.5	10/28/04	WG	F	DUP	—	Inorg	353.1	Nitrate-Nitrite as N	—	0.0726	—	—	0.003	mg/L	—	—	GELC
R-14	1204.5	06/26/06	WG	UF	CS	—	Inorg	353.1	Nitrate-Nitrite as N	—	0.0469	—	—	0.014	mg/L	—	J-, JN-	GELC
R-14	1204.5	05/11/05	WG	UF	CS	—	Inorg	353.1	Nitrate-Nitrite as N	—	0.054	—	—	0.003	mg/L	—	—	GELC
R-14	1204.5	10/28/04	WG	UF	CS	—	Inorg	353.1	Nitrate-Nitrite as N	—	0.0737	—	—	0.003	mg/L	—	J-	GELC
R-14	1204.5	10/28/04	WG	UF	DUP	—	Inorg	353.1	Nitrate-Nitrite as N	—	0.0706	—	—	0.003	mg/L	—	—	GELC
R-14	1204.5	07/12/04	WG	UF	CS	—	Inorg	353.1	Nitrate-Nitrite as N	<	0.03	—	—	0.01	mg/L	J	U	GELC
R-14	1204.5	06/26/06	WG	F	CS	—	Inorg	6850	Perchlorate	—	0.163	—	—	0.05	µg/L	J	—	GELC
R-14	1204.5	06/26/06	WG	F	CS	—	Inorg	314.0	Perchlorate	<	4	—	—	4	µg/L	U	—	GELC
R-14	1204.5	01/24/06	WG	F	CS	—	Inorg	314.0	Perchlorate	<	4	—	—	4	µg/L	U	—	GELC
R-14	1204.5	01/24/06	WG	F	CS	—	Inorg	6850	Perchlorate	—	0.212	—	—	0.05	µg/L	—	—	GELC

Table D-1 (continued)

Location	Depth (ft)	Date	Fid Matrix	Fid Prep	Lab Sample Type	Fid QC	Suite	Method	Analyte	Symbol	Result	1-sigma TPU	MDA	MDL	Units	Lab Qual	Indep Qual	Lab
R-14	1204.5	05/11/05	WG	F	CS	—	Inorg	6850	Perchlorate	—	0.188	—	—	0.05	µg/L	J	—	GELC
R-14	1204.5	05/11/05	WG	F	CS	—	Inorg	314.0	Perchlorate	<	4	—	—	4	µg/L	U	—	GELC
R-14	1204.5	02/09/04	WG	F	CS	—	Inorg	314.0	Perchlorate	<	4	—	—	4	µg/L	U	UJ	GELC
R-14	1204.5	05/11/05	WG	UF	CS	—	Inorg	6850	Perchlorate	—	0.189	—	—	0.05	µg/L	J	J	GELC
R-14	1204.5	05/11/05	WG	UF	CS	—	Inorg	314.0	Perchlorate	<	4	—	—	4	µg/L	U	—	GELC
R-14	1204.5	10/28/04	WG	UF	CS	—	Inorg	6850	Perchlorate	—	0.198	—	—	0.05	µg/L	J	—	GELC
R-14	1204.5	10/28/04	WG	UF	CS	—	Inorg	314.0	Perchlorate	<	4	—	—	4	µg/L	U	—	GELC
R-14	1204.5	10/28/04	WG	UF	DUP	—	Inorg	314.0	Perchlorate	<	4	—	—	4	µg/L	U	—	GELC
R-14	1204.5	07/12/04	WG	UF	CS	—	Inorg	6850	Perchlorate	—	0.12	—	—	0.05	µg/L	J	—	GELC
R-14	1204.5	07/12/04	WG	UF	CS	—	Inorg	314.0	Perchlorate	<	4	—	—	4	µg/L	U	—	GELC
R-14	1204.5	02/09/04	WG	UF	CS	—	Inorg	6850	Perchlorate	—	0.176	—	—	—	µg/L	J	—	GELC
R-14	1204.5	02/09/04	WG	UF	CS	—	Inorg	314.0	Perchlorate	<	4	—	—	4	µg/L	U	UJ	GELC
R-14	1204.5	06/26/06	WG	F	CS	—	Inorg	6010	Potassium	—	1.98	—	—	0.05	mg/L	—	—	GELC
R-14	1204.5	01/24/06	WG	F	CS	—	Inorg	6010	Potassium	—	2	—	—	0.05	mg/L	—	—	GELC

Table D-1 (continued)

Location	Depth (ft)	Date	Fid Matrix	Fid Prep	Lab Sample Type	Fid QC	Suite	Method	Analyte	Symbol	Result	1-sigma TPU	MDA	MDL	Units	Lab Qual	Indep Qual	Lab
R-14	1204.5	05/11/05	WG	F	CS	—	Inorg	6010	Potassium	—	2.15	—	—	0.05	mg/L	—	—	GELC
R-14	1204.5	10/28/04	WG	F	CS	—	Inorg	6010	Potassium	—	2.11	—	—	0.0165	mg/L	—	—	GELC
R-14	1204.5	10/28/04	WG	F	DUP	—	Inorg	6010	Potassium	—	2.1	—	—	0.0165	mg/L	—	—	GELC
R-14	1204.5	06/26/06	WG	UF	CS	—	Inorg	6010	Potassium	—	2.03	—	—	0.05	mg/L	—	—	GELC
R-14	1204.5	01/24/06	WG	UF	CS	—	Inorg	6010	Potassium	—	1.95	—	—	0.05	mg/L	—	—	GELC
R-14	1204.5	05/11/05	WG	UF	CS	—	Inorg	6010	Potassium	—	2.05	—	—	0.05	mg/L	—	—	GELC
R-14	1204.5	10/28/04	WG	UF	CS	—	Inorg	6010	Potassium	—	2.2	—	—	0.0165	mg/L	—	—	GELC
R-14	1204.5	10/28/04	WG	UF	DUP	—	Inorg	6010	Potassium	—	2.19	—	—	0.0165	mg/L	—	—	GELC
R-14	1204.5	06/26/06	WG	F	CS	—	Inorg	6010	Silicon Dioxide	—	79	—	—	0.032	mg/L	—	—	GELC
R-14	1204.5	01/24/06	WG	F	CS	—	Inorg	6010	Silicon Dioxide	—	79.1	—	—	0.032	mg/L	—	—	GELC
R-14	1204.5	10/28/04	WG	F	CS	—	Inorg	6010	Silicon Dioxide	—	39	—	—	9.83	mg/L	—	—	GELC
R-14	1204.5	10/28/04	WG	F	DUP	—	Inorg	6010	Silicon Dioxide	—	37.4	—	—	9.83	mg/L	—	—	GELC
R-14	1204.5	07/12/04	WG	F	CS	—	Inorg	6010	Silicon Dioxide	—	33.5	—	—	0.0098	mg/L	—	—	GELC
R-14	1204.5	06/26/06	WG	UF	CS	—	Inorg	6010	Silicon Dioxide	—	79.6	—	—	0.032	mg/L	—	—	GELC

Table D-1 (continued)

Location	Depth (ft)	Date	Fid Matrix	Fid Prep	Lab Sample Type	Fid QC	Suite	Method	Analyte	Symbol	Result	1-sigma TPU	MDA	MDL	Units	Lab Qual	Indep Qual	Lab
R-14	1204.5	01/24/06	WG	UF	CS	—	Inorg	6010	Silicon Dioxide	—	74.8	—	—	0.032	mg/L	—	—	GELC
R-14	1204.5	10/28/04	WG	UF	CS	—	Inorg	6010	Silicon Dioxide	—	39.6	—	—	9.83	mg/L	—	—	GELC
R-14	1204.5	10/28/04	WG	UF	DUP	—	Inorg	6010	Silicon Dioxide	—	39.2	—	—	9.83	mg/L	—	—	GELC
R-14	1204.5	07/12/04	WG	UF	CS	—	Inorg	6010	Silicon Dioxide	—	35.5	—	—	0.0098	mg/L	—	—	GELC
R-14	1204.5	06/26/06	WG	F	CS	—	Inorg	6010	Sodium	—	11	—	—	0.045	mg/L	—	—	GELC
R-14	1204.5	01/24/06	WG	F	CS	—	Inorg	6010	Sodium	—	10.7	—	—	0.045	mg/L	—	—	GELC
R-14	1204.5	05/11/05	WG	F	CS	—	Inorg	6010	Sodium	—	11.1	—	—	0.045	mg/L	—	—	GELC
R-14	1204.5	10/28/04	WG	F	CS	—	Inorg	6010	Sodium	—	11.5	—	—	0.0144	mg/L	—	—	GELC
R-14	1204.5	10/28/04	WG	F	DUP	—	Inorg	6010	Sodium	—	11.4	—	—	0.0144	mg/L	—	—	GELC
R-14	1204.5	06/26/06	WG	UF	CS	—	Inorg	6010	Sodium	—	11.1	—	—	0.045	mg/L	—	—	GELC
R-14	1204.5	01/24/06	WG	UF	CS	—	Inorg	6010	Sodium	—	10.2	—	—	0.045	mg/L	—	—	GELC
R-14	1204.5	05/11/05	WG	UF	CS	—	Inorg	6010	Sodium	—	11	—	—	0.045	mg/L	—	—	GELC
R-14	1204.5	10/28/04	WG	UF	CS	—	Inorg	6010	Sodium	—	11.9	—	—	0.0144	mg/L	—	—	GELC
R-14	1204.5	10/28/04	WG	UF	DUP	—	Inorg	6010	Sodium	—	11.8	—	—	0.0144	mg/L	—	—	GELC

Table D-1 (continued)

Location	Depth (ft)	Date	Fid Matrix	Fid Prep	Lab Sample Type	Fid QC	Suite	Method	Analyte	Symbol	Result	1-sigma TPU	MDA	MDL	Units	Lab Qual	Indep Qual	Lab
R-14	1204.5	06/26/06	WG	F	CS	—	Inorg	120.1	Specific Conductance	—	145	—	—	1	uS/cm	—	—	GELC
R-14	1204.5	01/24/06	WG	F	CS	—	Inorg	120.1	Specific Conductance	—	121	—	—	1	uS/cm	—	—	GELC
R-14	1204.5	05/11/05	WG	F	CS	—	Inorg	9050	Specific Conductance	—	133	—	—	1	uS/cm	—	—	GELC
R-14	1204.5	06/26/06	WG	UF	CS	—	Inorg	120.1	Specific Conductance	—	144	—	—	1	uS/cm	—	—	GELC
R-14	1204.5	05/11/05	WG	UF	CS	—	Inorg	9050	Specific Conductance	—	132	—	—	1	uS/cm	—	—	GELC
R-14	1204.5	06/26/06	WG	F	CS	—	Inorg	300	Sulfate	—	1.81	—	—	0.1	mg/L	—	—	GELC
R-14	1204.5	01/24/06	WG	F	CS	—	Inorg	300	Sulfate	—	1.91	—	—	0.057	mg/L	—	—	GELC
R-14	1204.5	05/11/05	WG	F	CS	—	Inorg	300	Sulfate	—	1.44	—	—	0.057	mg/L	—	—	GELC
R-14	1204.5	10/28/04	WG	F	CS	—	Inorg	300	Sulfate	—	1.92	—	—	0.193	mg/L	—	—	GELC
R-14	1204.5	10/28/04	WG	F	DUP	—	Inorg	300	Sulfate	—	1.89	—	—	0.193	mg/L	—	—	GELC
R-14	1204.5	06/26/06	WG	UF	CS	—	Inorg	300	Sulfate	—	1.77	—	—	0.1	mg/L	—	—	GELC
R-14	1204.5	05/11/05	WG	UF	CS	—	Inorg	300	Sulfate	—	1.89	—	—	0.057	mg/L	—	—	GELC
R-14	1204.5	06/26/06	WG	F	CS	—	Inorg	160.1	Total Dissolved Solids	—	158	—	—	2.38	mg/L	—	—	GELC
R-14	1204.5	01/24/06	WG	F	CS	—	Inorg	160.1	Total Dissolved Solids	<	118	—	—	2.38	mg/L	—	U	GELC

Table D-1 (continued)

Location	Depth (ft)	Date	Fid Matrix	Fid Prep	Lab Sample Type	Fid QC	Suite	Method	Analyte	Symbol	Result	1-sigma TPU	MDA	MDL	Units	Lab Qual	Indep Qual	Lab
R-14	1204.5	05/11/05	WG	F	CS	—	Inorg	160.1	Total Dissolved Solids	—	134	—	—	2.38	mg/L	—	—	GELC
R-14	1204.5	06/26/06	WG	UF	CS	—	Inorg	160.1	Total Dissolved Solids	—	161	—	—	2.38	mg/L	—	—	GELC
R-14	1204.5	05/11/05	WG	UF	CS	—	Inorg	160.1	Total Dissolved Solids	—	139	—	—	2.38	mg/L	—	—	GELC
R-14	1204.5	06/26/06	WG	F	CS	—	Inorg	351.2	Total Kjeldahl Nitrogen	—	0.098	—	—	0.01	mg/L	J	—	GELC
R-14	1204.5	05/11/05	WG	F	CS	—	Inorg	351.2	Total Kjeldahl Nitrogen	—	0.026	—	—	0.01	mg/L	J	JN-	GELC
R-14	1204.5	10/28/04	WG	F	CS	—	Inorg	351.2	Total Kjeldahl Nitrogen	<	0.044	—	—	0.044	mg/L	U	—	GELC
R-14	1204.5	10/28/04	WG	F	DUP	—	Inorg	351.2	Total Kjeldahl Nitrogen	<	0.044	—	—	0.044	mg/L	U*	—	GELC
R-14	1204.5	07/12/04	WG	F	CS	—	Inorg	351.2	Total Kjeldahl Nitrogen	<	0.044	—	—	0.044	mg/L	U	—	GELC
R-14	1204.5	06/26/06	WG	UF	CS	—	Inorg	351.2	Total Kjeldahl Nitrogen	—	0.086	—	—	0.01	mg/L	J	—	GELC
R-14	1204.5	01/24/06	WG	UF	CS	—	Inorg	351.2	Total Kjeldahl Nitrogen	—	0.1	—	—	0.05	mg/L	J	J+	GELC
R-14	1204.5	05/11/05	WG	UF	CS	—	Inorg	351.2	Total Kjeldahl Nitrogen	—	0.026	—	—	0.01	mg/L	J	JN-	GELC
R-14	1204.5	10/28/04	WG	UF	CS	—	Inorg	351.2	Total Kjeldahl Nitrogen	<	0.044	—	—	0.044	mg/L	U	—	GELC
R-14	1204.5	10/28/04	WG	UF	DUP	—	Inorg	351.2	Total Kjeldahl Nitrogen	<	0.044	—	—	0.044	mg/L	U	—	GELC
R-14	1204.5	06/26/06	WG	UF	CS	—	Inorg	9060	Total Organic Carbon	—	0.354	—	—	0.33	mg/L	J	—	GELC

Table D-1 (continued)

Location	Depth (ft)	Date	Fid Matrix	Fid Prep	Lab Sample Type	Fid QC	Suite	Method	Analyte	Symbol	Result	1-sigma TPU	MDA	MDL	Units	Lab Qual	Indep Qual	Lab
R-14	1204.5	05/11/05	WG	UF	CS	—	Inorg	9060	Total Organic Carbon	<	0.473	—	—	0.074	mg/L	—	UJ	GELC
R-14	1204.5	10/28/04	WG	UF	CS	—	Inorg	9060	Total Organic Carbon	—	0.365	—	—	0.025	mg/L	—	J-	GELC
R-14	1204.5	10/28/04	WG	UF	DUP	—	Inorg	9060	Total Organic Carbon	—	0.382	—	—	0.025	mg/L	—	—	GELC
R-14	1204.5	07/12/04	WG	UF	CS	—	Inorg	9060	Total Organic Carbon	<	0.523	—	—	0.025	mg/L	—	UJ	GELC
R-14	1204.5	07/12/04	WG	UF	DUP	—	Inorg	9060	Total Organic Carbon	—	0.549	—	—	0.025	mg/L	—	—	GELC
R-14	1204.5	06/26/06	WG	F	CS	—	Inorg	150.1	pH	—	8.51	—	—	0.01	SU	H	J	GELC
R-14	1204.5	01/24/06	WG	F	CS	—	Inorg	150.1	pH	—	8.2	—	—	0.01	SU	H	J	GELC
R-14	1204.5	05/11/05	WG	F	CS	—	Inorg	150.1	pH	—	8.02	—	—	0.01	SU	H	J	GELC
R-14	1204.5	06/26/06	WG	UF	CS	—	Inorg	150.1	pH	—	8.58	—	—	0.01	SU	H	J	GELC
R-14	1204.5	05/11/05	WG	UF	CS	—	Inorg	150.1	pH	—	8.03	—	—	0.01	SU	H	J	GELC
R-14	1204.5	06/26/06	WG	F	CS	—	Met	6010	Barium	—	54	—	—	1	µg/L	—	—	GELC
R-14	1204.5	01/24/06	WG	F	CS	—	Met	6010	Barium	—	47.5	—	—	1	µg/L	—	—	GELC
R-14	1204.5	05/11/05	WG	F	CS	—	Met	6010	Barium	—	45.9	—	—	1	µg/L	—	—	GELC
R-14	1204.5	10/28/04	WG	F	CS	—	Met	6010	Barium	—	47.3	—	—	0.222	µg/L	—	—	GELC

Table D-1 (continued)

Location	Depth (ft)	Date	Fid Matrix	Fid Prep	Lab Sample Type	Fid QC	Suite	Method	Analyte	Symbol	Result	1-sigma TPU	MDA	MDL	Units	Lab Qual	Indep Qual	Lab
R-14	1204.5	10/28/04	WG	F	DUP	—	Met	6010	Barium	—	46.3	—	—	0.222	µg/L	—	—	GELC
R-14	1204.5	06/26/06	WG	UF	CS	—	Met	6010	Barium	—	50.7	—	—	1	µg/L	—	—	GELC
R-14	1204.5	01/24/06	WG	UF	CS	—	Met	6010	Barium	—	48.3	—	—	1	µg/L	—	—	GELC
R-14	1204.5	05/11/05	WG	UF	CS	—	Met	6010	Barium	—	48.6	—	—	1	µg/L	—	—	GELC
R-14	1204.5	10/28/04	WG	UF	CS	—	Met	6010	Barium	—	50.8	—	—	0.222	µg/L	—	—	GELC
R-14	1204.5	10/28/04	WG	UF	DUP	—	Met	6010	Barium	—	50.2	—	—	0.222	µg/L	—	—	GELC
R-14	1204.5	06/26/06	WG	F	CS	—	Met	6010	Boron	—	12.7	—	—	10	µg/L	J	—	GELC
R-14	1204.5	01/24/06	WG	F	CS	—	Met	6010	Boron	—	12.6	—	—	10	µg/L	J	—	GELC
R-14	1204.5	05/11/05	WG	F	CS	—	Met	6010	Boron	—	10.4	—	—	10	µg/L	J	—	GELC
R-14	1204.5	10/28/04	WG	F	CS	—	Met	6010	Boron	—	16.8	—	—	4.88	µg/L	J	—	GELC
R-14	1204.5	10/28/04	WG	F	DUP	—	Met	6010	Boron	—	14.7	—	—	4.88	µg/L	J	—	GELC
R-14	1204.5	06/26/06	WG	UF	CS	—	Met	6010	Boron	—	12.2	—	—	10	µg/L	J	—	GELC
R-14	1204.5	01/24/06	WG	UF	CS	—	Met	6010	Boron	—	11.3	—	—	10	µg/L	J	—	GELC
R-14	1204.5	05/11/05	WG	UF	CS	—	Met	6010	Boron	>	10	—	—	10	µg/L	U	—	GELC

Table D-1 (continued)

Location	Depth (ft)	Date	Fid Matrix	Fid Prep	Lab Sample Type	Fid QC	Suite	Method	Analyte	Symbol	Result	1-sigma TPU	MDA	MDL	Units	Lab Qual	Indep Qual	Lab
R-14	1204.5	10/28/04	WG	UF	CS	—	Met	6010	Boron	—	14.2	—	—	4.88	µg/L	J	—	GELC
R-14	1204.5	10/28/04	WG	UF	DUP	—	Met	6010	Boron	—	13.8	—	—	4.88	µg/L	J	—	GELC
R-14	1204.5	06/26/06	WG	F	CS	—	Met	6020	Chromium	—	2.7	—	—	1	µg/L	J	—	GELC
R-14	1204.5	01/24/06	WG	F	CS	—	Met	6010	Chromium	<	2.4	—	—	1	µg/L	J	U	GELC
R-14	1204.5	05/11/05	WG	F	CS	—	Met	6010	Chromium	—	1.6	—	—	1	µg/L	J	—	GELC
R-14	1204.5	10/28/04	WG	F	CS	—	Met	6010	Chromium	—	0.97	—	—	0.503	µg/L	J	JN-	GELC
R-14	1204.5	10/28/04	WG	F	DUP	—	Met	6010	Chromium	—	1.69	—	—	0.503	µg/L	J	—	GELC
R-14	1204.5	06/26/06	WG	UF	CS	—	Met	6020	Chromium	—	7.9	—	—	1	µg/L	—	—	GELC
R-14	1204.5	01/24/06	WG	UF	CS	—	Met	6010	Chromium	<	2.5	—	—	1	µg/L	J	U	GELC
R-14	1204.5	05/11/05	WG	UF	CS	—	Met	6010	Chromium	—	6.5	—	—	1	µg/L	—	—	GELC
R-14	1204.5	10/28/04	WG	UF	CS	—	Met	6010	Chromium	—	7.7	—	—	0.503	µg/L	—	—	GELC
R-14	1204.5	10/28/04	WG	UF	DUP	—	Met	6010	Chromium	—	11.4	—	—	0.503	µg/L	—	—	GELC
R-14	1204.5	06/26/06	WG	F	CS	—	Met	6010	Iron	—	47.4	—	—	18	µg/L	J	—	GELC
R-14	1204.5	01/24/06	WG	F	CS	—	Met	6010	Iron	—	57.9	—	—	18	µg/L	J	—	GELC

Table D-1 (continued)

Location	Depth (ft)	Date	Fid Matrix	Fid Prep	Lab Sample Type	Fid QC	Suite	Method	Analyte	Symbol	Result	1-sigma TPU	MDA	MDL	Units	Lab Qual	Indep Qual	Lab
R-14	1204.5	05/11/05	WG	F	CS	—	Met	6010	Iron	—	64.3	—	—	18	µg/L	J	—	GELC
R-14	1204.5	10/28/04	WG	F	CS	—	Met	6010	Iron	—	83.2	—	—	12.6	µg/L	J	—	GELC
R-14	1204.5	10/28/04	WG	F	DUP	—	Met	6010	Iron	—	82.1	—	—	12.6	µg/L	J	—	GELC
R-14	1204.5	06/26/06	WG	UF	CS	—	Met	6010	Iron	—	51.8	—	—	18	µg/L	J	—	GELC
R-14	1204.5	01/24/06	WG	UF	CS	—	Met	6010	Iron	—	59.4	—	—	18	µg/L	J	—	GELC
R-14	1204.5	05/11/05	WG	UF	CS	—	Met	6010	Iron	—	98.5	—	—	18	µg/L	J	—	GELC
R-14	1204.5	10/28/04	WG	UF	CS	—	Met	6010	Iron	—	126	—	—	12.6	µg/L	—	—	GELC
R-14	1204.5	10/28/04	WG	UF	DUP	—	Met	6010	Iron	—	131	—	—	12.6	µg/L	—	—	GELC
R-14	1204.5	06/26/06	WG	F	CS	—	Met	6010	Manganese	—	30.6	—	—	2	µg/L	—	—	GELC
R-14	1204.5	01/24/06	WG	F	CS	—	Met	6010	Manganese	—	35	—	—	2	µg/L	—	—	GELC
R-14	1204.5	05/11/05	WG	F	CS	—	Met	6020	Manganese	—	44.3	—	—	1	µg/L	—	—	GELC
R-14	1204.5	10/28/04	WG	F	CS	—	Met	6020	Manganese	—	79.7	—	—	1.61	µg/L	N	—	GELC
R-14	1204.5	10/28/04	WG	F	DUP	—	Met	6020	Manganese	—	78.7	—	—	1.61	µg/L	—	—	GELC
R-14	1204.5	06/26/06	WG	UF	CS	—	Met	6010	Manganese	—	30.2	—	—	2	µg/L	—	—	GELC

Table D-1 (continued)

Location	Depth (ft)	Date	Fid Matrix	Fid Prep	Lab Sample Type	Fid QC	Suite	Method	Analyte	Symbol	Result	1-sigma TPU	MDA	MDL	Units	Lab Qual	Indep Qual	Lab
R-14	1204.5	01/24/06	WG	UF	CS	—	Met	6010	Manganese	—	34	—	—	2	µg/L	—	—	GELC
R-14	1204.5	05/11/05	WG	UF	CS	—	Met	6020	Manganese	—	48.4	—	—	1	µg/L	—	—	GELC
R-14	1204.5	10/28/04	WG	UF	CS	—	Met	6020	Manganese	—	79.6	—	—	1.61	µg/L	N	J-	GELC
R-14	1204.5	10/28/04	WG	UF	DUP	—	Met	6020	Manganese	—	71.9	—	—	1.61	µg/L	—	—	GELC
R-14	1204.5	06/26/06	WG	F	CS	—	Met	6020	Nickel	—	0.54	—	—	0.5	µg/L	J	—	GELC
R-14	1204.5	01/24/06	WG	F	CS	—	Met	6020	Nickel	<	0.59	—	—	0.5	µg/L	J	U	GELC
R-14	1204.5	05/11/05	WG	F	CS	—	Met	6010	Nickel	<	1.5	—	—	1	µg/L	J	U	GELC
R-14	1204.5	10/28/04	WG	F	CS	—	Met	6010	Nickel	<	0.69	—	—	0.69	µg/L	U	—	GELC
R-14	1204.5	10/28/04	WG	F	DUP	—	Met	6010	Nickel	<	0.69	—	—	0.69	µg/L	U	—	GELC
R-14	1204.5	06/26/06	WG	UF	CS	—	Met	6020	Nickel	—	3.9	—	—	0.5	µg/L	—	—	GELC
R-14	1204.5	01/24/06	WG	UF	CS	—	Met	6020	Nickel	<	0.59	—	—	0.5	µg/L	J	U	GELC
R-14	1204.5	05/11/05	WG	UF	CS	—	Met	6010	Nickel	<	3.1	—	—	1	µg/L	J	U	GELC
R-14	1204.5	10/28/04	WG	UF	CS	—	Met	6010	Nickel	<	3.8	—	—	0.69	µg/L	J	U	GELC
R-14	1204.5	10/28/04	WG	UF	DUP	—	Met	6010	Nickel	—	8.03	—	—	0.69	µg/L	—	—	GELC

Table D-1 (continued)

Location	Depth (ft)	Date	Fid Matrix	Fid Prep	Lab Sample Type	Fid QC	Suite	Method	Analyte	Symbol	Result	1-sigma TPU	MDA	MDL	Units	Lab Qual	Indep Qual	Lab
R-14	1204.5	06/26/06	WG	F	CS	—	Met	6010	Strontium	—	62.7	—	—	1	µg/L	—	—	GELC
R-14	1204.5	01/24/06	WG	F	CS	—	Met	6010	Strontium	—	57.2	—	—	1	µg/L	—	—	GELC
R-14	1204.5	05/11/05	WG	F	CS	—	Met	6010	Strontium	—	60	—	—	1	µg/L	—	—	GELC
R-14	1204.5	10/28/04	WG	F	CS	—	Met	6010	Strontium	—	59.8	—	—	0.178	µg/L	—	—	GELC
R-14	1204.5	10/28/04	WG	F	DUP	—	Met	6010	Strontium	—	58.7	—	—	0.178	µg/L	—	—	GELC
R-14	1204.5	06/26/06	WG	UF	CS	—	Met	6010	Strontium	—	63.3	—	—	1	µg/L	—	—	GELC
R-14	1204.5	01/24/06	WG	UF	CS	—	Met	6010	Strontium	—	55.1	—	—	1	µg/L	—	—	GELC
R-14	1204.5	05/11/05	WG	UF	CS	—	Met	6010	Strontium	—	58.3	—	—	1	µg/L	—	—	GELC
R-14	1204.5	10/28/04	WG	UF	CS	—	Met	6010	Strontium	—	61.2	—	—	0.178	µg/L	—	—	GELC
R-14	1204.5	10/28/04	WG	UF	DUP	—	Met	6010	Strontium	—	60.3	—	—	0.178	µg/L	—	—	GELC
R-14	1204.5	06/26/06	WG	F	CS	—	Met	6020	Uranium	—	0.7	—	—	0.05	µg/L	—	—	GELC
R-14	1204.5	01/24/06	WG	F	CS	—	Met	6020	Uranium	—	0.65	—	—	0.05	µg/L	—	—	GELC
R-14	1204.5	05/11/05	WG	F	CS	—	Met	6020	Uranium	—	0.63	—	—	0.05	µg/L	—	—	GELC
R-14	1204.5	10/28/04	WG	F	CS	—	Met	6020	Uranium	—	0.62	—	—	0.02	µg/L	—	—	GELC

Table D-1 (continued)

Location	Depth (ft)	Date	Fid Matrix	Fid Prep	Lab Sample Type	Fid QC	Suite	Method	Analyte	Symbol	Result	1-sigma TPU	MDA	MDL	Units	Lab Qual	Indep Qual	Lab
R-14	1204.5	10/28/04	WG	F	DUP	—	Met	6020	Uranium	—	0.612	—	—	0.02	µg/L	—	—	GELC
R-14	1204.5	06/26/06	WG	UF	CS	—	Met	6020	Uranium	—	0.69	—	—	0.05	µg/L	—	—	GELC
R-14	1204.5	01/24/06	WG	UF	CS	—	Met	6020	Uranium	—	0.67	—	—	0.05	µg/L	—	—	GELC
R-14	1204.5	05/11/05	WG	UF	CS	—	Met	6020	Uranium	—	0.63	—	—	0.05	µg/L	—	—	GELC
R-14	1204.5	10/28/04	WG	UF	CS	—	Met	6020	Uranium	—	0.58	—	—	0.02	µg/L	—	—	GELC
R-14	1204.5	10/28/04	WG	UF	DUP	—	Met	6020	Uranium	—	0.61	—	—	0.02	µg/L	—	—	GELC
R-14	1204.5	06/26/06	WG	F	CS	—	Met	6010	Vanadium	—	5	—	—	1	µg/L	—	—	GELC
R-14	1204.5	01/24/06	WG	F	CS	—	Met	6010	Vanadium	—	5.3	—	—	1	µg/L	—	—	GELC
R-14	1204.5	05/11/05	WG	F	CS	—	Met	6010	Vanadium	—	3.7	—	—	1	µg/L	J	—	GELC
R-14	1204.5	10/28/04	WG	F	CS	—	Met	6010	Vanadium	—	4.4	—	—	0.606	µg/L	J	—	GELC
R-14	1204.5	10/28/04	WG	F	DUP	—	Met	6010	Vanadium	—	5.56	—	—	0.606	µg/L	—	—	GELC
R-14	1204.5	06/26/06	WG	UF	CS	—	Met	6010	Vanadium	—	5.3	—	—	1	µg/L	—	—	GELC
R-14	1204.5	01/24/06	WG	UF	CS	—	Met	6010	Vanadium	—	5.1	—	—	1	µg/L	—	—	GELC
R-14	1204.5	05/11/05	WG	UF	CS	—	Met	6010	Vanadium	—	4.5	—	—	1	µg/L	J	—	GELC

Table D-1 (continued)

Location	Depth (ft)	Date	Fid Matrix	Fid Prep	Lab Sample Type	Fid QC	Suite	Method	Analyte	Symbol	Result	1-sigma TPU	MDA	MDL	Units	Lab Qual	Indep Qual	Lab
R-14	1204.5	10/28/04	WG	UF	CS	—	Met	6010	Vanadium	—	5.8	—	—	0.606	µg/L	—	—	GELC
R-14	1204.5	10/28/04	WG	UF	DUP	—	Met	6010	Vanadium	—	5.82	—	—	0.606	µg/L	—	—	GELC
R-14	1204.5	06/26/06	WG	F	CS	—	Rad	H300	Americium-241	—	0.0211	0.0104	0.0357	—	pCi/L	U	U	GELC
R-14	1204.5	06/26/06	WG	UF	CS	—	Rad	H300	Americium-241	—	0.00407	0.00862	0.0432	—	pCi/L	U	U	GELC
R-14	1204.5	05/11/05	WG	UF	CS	—	Rad	H300	Americium-241	—	-0.00137	0.00809	0.042	—	pCi/L	U	U	GELC
R-14	1204.5	10/28/04	WG	UF	CS	—	Rad	AS	Americium-241	—	0.00629	0.0063	0.033	—	pCi/L	U	U	GELC
R-14	1204.5	07/12/04	WG	UF	CS	—	Rad	AS	Americium-241	—	-0.00196	0.00439	0.035	—	pCi/L	U	U	GELC
R-14	1204.5	06/26/06	WG	F	CS	—	Rad	901.1	Cesium-137	—	0.0602	1.27	4.14	—	pCi/L	U	U	GELC
R-14	1204.5	06/26/06	WG	UF	CS	—	Rad	901.1	Cesium-137	—	0.859	1.3	5.07	—	pCi/L	U	U	GELC
R-14	1204.5	05/11/05	WG	UF	CS	—	Rad	901.1	Cesium-137	—	0.101	0.841	2.92	—	pCi/L	U	U	GELC
R-14	1204.5	10/28/04	WG	UF	CS	—	Rad	901.1	Cesium-137	—	1.37	1.35	4.94	—	pCi/L	U	U	GELC
R-14	1204.5	07/12/04	WG	UF	CS	—	Rad	901.1	Cesium-137	—	4.2	3.46	13	—	pCi/L	U	U	GELC
R-14	1204.5	06/26/06	WG	F	CS	—	Rad	901.1	Cobalt-60	—	0.662	1.19	4.51	—	pCi/L	U	U	GELC
R-14	1204.5	06/26/06	WG	UF	CS	—	Rad	901.1	Cobalt-60	—	-0.193	1.36	5.24	—	pCi/L	U	U	GELC

Table D-1 (continued)

Location	Depth (ft)	Date	Fid Matrix	Fid Prep	Lab Sample Type	Fid QC	Suite	Method	Analyte	Symbol	Result	1-sigma TPU	MDA	MDL	Units	Lab Qual	Indep Qual	Lab
R-14	1204.5	05/11/05	WG	UF	CS	—	Rad	901.1	Cobalt-60	—	2.34	1.06	3.79	—	pCi/L	U	U	GELC
R-14	1204.5	10/28/04	WG	UF	CS	—	Rad	901.1	Cobalt-60	—	-1.94	1.35	4.52	—	pCi/L	U	U	GELC
R-14	1204.5	07/12/04	WG	UF	CS	—	Rad	901.1	Cobalt-60	—	4.72	3.77	15.3	—	pCi/L	U	U	GELC
R-14	1204.5	06/26/06	WG	F	CS	—	Rad	900	Gross alpha	—	0.268	0.5	1.96	—	pCi/L	U	U	GELC
R-14	1204.5	06/26/06	WG	UF	CS	—	Rad	900	Gross alpha	—	1.64	0.382	1.03	—	pCi/L	—	J	GELC
R-14	1204.5	06/26/06	WG	F	CS	—	Rad	900	Gross beta	—	1.49	0.648	2.4	—	pCi/L	U	U	GELC
R-14	1204.5	06/26/06	WG	UF	CS	—	Rad	900	Gross beta	—	2.71	0.636	2.22	—	pCi/L	—	J	GELC
R-14	1204.5	06/26/06	WG	F	CS	—	Rad	901.1	Gross gamma	—	85.3	84.6	218	—	pCi/L	U	U	GELC
R-14	1204.5	06/26/06	WG	UF	CS	—	Rad	901.1	Gross gamma	—	59.9	62.1	220	—	pCi/L	U	U	GELC
R-14	1204.5	07/12/04	WG	UF	CS	—	Rad	901.1	Gross gamma	—	264	365	1300	—	pCi/L	U	U	GELC
R-14	1204.5	06/26/06	WG	F	CS	—	Rad	901.1	Neptunium-237	—	-3.56	11.3	35.3	—	pCi/L	U	U	GELC
R-14	1204.5	06/26/06	WG	UF	CS	—	Rad	901.1	Neptunium-237	—	4.5	6.68	23.1	—	pCi/L	U	U	GELC
R-14	1204.5	06/26/06	WG	F	CS	—	Rad	H300	Plutonium-238	—	-0.00242	0.00419	0.0232	—	pCi/L	U	U	GELC
R-14	1204.5	06/26/06	WG	UF	CS	—	Rad	H300	Plutonium-238	—	0	0.00318	0.0216	—	pCi/L	U	U	GELC

Table D-1 (continued)

Location	Depth (ft)	Date	Fid Matrix	Fid Prep	Lab Sample Type	Fid QC	Suite	Method	Analyte	Symbol	Result	1-sigma TPU	MDA	MDL	Units	Lab Qual	Indep Qual	Lab
R-14	1204.5	05/11/05	WG	UF	CS	—	Rad	H300	Plutonium-238	—	0.00189	0.013	0.039	—	pCi/L	U	U	GELC
R-14	1204.5	10/28/04	WG	UF	CS	—	Rad	AS	Plutonium-238	—	0.0109	0.00547	0.042	—	pCi/L	U	U	GELC
R-14	1204.5	07/12/04	WG	UF	CS	—	Rad	AS	Plutonium-238	—	-0.00248	0.00744	0.038	—	pCi/L	U	U	GELC
R-14	1204.5	06/26/06	WG	F	CS	—	Rad	H300	Plutonium-239/240	—	0.00483	0.00684	0.0271	—	pCi/L	U	U	GELC
R-14	1204.5	06/26/06	WG	UF	CS	—	Rad	H300	Plutonium-239/240	—	0.00225	0.00502	0.0251	—	pCi/L	U	U	GELC
R-14	1204.5	05/11/05	WG	UF	CS	—	Rad	H300	Plutonium-239/240	—	0.00947	0.00826	0.033	—	pCi/L	U	U	GELC
R-14	1204.5	10/28/04	WG	UF	CS	—	Rad	AS	Plutonium-239/240	—	-0.00816	0.0061	0.044	—	pCi/L	U	U	GELC
R-14	1204.5	07/12/04	WG	UF	CS	—	Rad	AS	Plutonium-239/240	—	0.00744	0.00556	0.04	—	pCi/L	U	U	GELC
R-14	1204.5	06/26/06	WG	F	CS	—	Rad	901.1	Potassium-40	—	5.92	16.7	63.4	—	pCi/L	U	U	GELC
R-14	1204.5	06/26/06	WG	UF	CS	—	Rad	901.1	Potassium-40	—	19.7	19.7	77.6	—	pCi/L	U	U	GELC
R-14	1204.5	05/11/05	WG	UF	CS	—	Rad	901.1	Potassium-40	—	41.1	9.33	40	—	pCi/L	UI	R	GELC
R-14	1204.5	10/28/04	WG	UF	CS	—	Rad	901.1	Potassium-40	—	49.1	17.1	67.3	—	pCi/L	U	U	GELC
R-14	1204.5	07/12/04	WG	UF	CS	—	Rad	901.1	Potassium-40	—	163	50.4	209	—	pCi/L	U	U	GELC
R-14	1204.5	06/26/06	WG	F	CS	—	Rad	901.1	Sodium-22	—	1.89	1.56	6.41	—	pCi/L	U	U	GELC

Table D-1 (continued)

Location	Depth (ft)	Date	Fid Matrix	Fid Prep	Lab Sample Type	Fid QC	Suite	Method	Analyte	Symbol	Result	1-sigma TPU	MDA	MDL	Units	Lab Qual	Indep Qual	Lab
R-14	1204.5	06/26/06	WG	UF	CS	—	Rad	901.1	Sodium-22	—	-1.29	1.65	5.81	—	pCi/L	U	U	GELC
R-14	1204.5	05/11/05	WG	UF	CS	—	Rad	901.1	Sodium-22	—	0.309	0.755	2.83	—	pCi/L	U	U	GELC
R-14	1204.5	10/28/04	WG	UF	CS	—	Rad	901.1	Sodium-22	—	-1.56	1.46	5	—	pCi/L	U	U	GELC
R-14	1204.5	07/12/04	WG	UF	CS	—	Rad	901.1	Sodium-22	—	-5.28	3.98	13.2	—	pCi/L	U	U	GELC
R-14	1204.5	06/26/06	WG	F	CS	—	Rad	905.0	Strontium-90	—	-0.0194	0.0815	0.389	—	pCi/L	U	U	GELC
R-14	1204.5	06/26/06	WG	UF	CS	—	Rad	905.0	Strontium-90	—	0.117	0.0823	0.35	—	pCi/L	U	U	GELC
R-14	1204.5	05/11/05	WG	UF	CS	—	Rad	905.0	Strontium-90	—	0.0368	0.0466	0.191	—	pCi/L	U	U	GELC
R-14	1204.5	10/28/04	WG	UF	CS	—	Rad	GFPC	Strontium-90	—	-0.169	0.0819	0.401	—	pCi/L	U	U	GELC
R-14	1204.5	07/12/04	WG	UF	CS	—	Rad	GFPC	Strontium-90	—	-0.0579	0.0772	0.362	—	pCi/L	U	U	GELC
R-14	1204.5	06/26/06	WG	UF	CS	—	Rad	LLEE	Tritium	—	-0.19158	0.28737	0.28737	—	pCi/L	—	U	UMTL
R-14	1204.5	01/24/06	WG	UF	CS	—	Rad	LLEE	Tritium	—	0	0.28737	0.28737	—	pCi/L	—	U	UMTL
R-14	1204.5	05/10/05	WG	UF	CS	—	Rad	LLEE	Tritium	—	0.70246	0.28737	—	0.28737	pCi/L	—	J	UMTL
R-14	1204.5	05/10/05	WG	UF	RE	—	Rad	LLEE	Tritium	—	0.3193	0.28737	—	0.28737	pCi/L	—	U	UMTL
R-14	1204.5	10/28/04	WG	UF	CS	—	Rad	LLEE	Tritium	—	0.12772	0.28737	—	0.28737	pCi/L	—	U	UMTL

Table D-1 (continued)

Location	Depth (ft)	Date	Fid Matrix	Fid Prep	Lab Sample Type	Fid QC	Suite	Method	Analyte	Symbol	Result	1-sigma TPU	MDA	MDL	Units	Lab Qual	Indep Qual	Lab
R-14	1204.5	06/26/06	WG	F	CS	—	Rad	H300	Uranium-234	—	0.411	0.0407	0.0526	—	pCi/L	—	—	GELC
R-14	1204.5	06/26/06	WG	UF	CS	—	Rad	H300	Uranium-234	—	0.364	0.0393	0.05	—	pCi/L	—	—	GELC
R-14	1204.5	05/11/05	WG	UF	CS	—	Rad	H300	Uranium-234	—	0.284	0.0305	0.075	—	pCi/L	—	—	GELC
R-14	1204.5	10/28/04	WG	UF	CS	—	Rad	AS	Uranium-234	—	0.261	0.0325	0.065	—	pCi/L	—	—	GELC
R-14	1204.5	07/12/04	WG	UF	CS	—	Rad	AS	Uranium-234	—	0.335	0.0326	0.055	—	pCi/L	—	—	GELC
R-14	1204.5	06/26/06	WG	F	CS	—	Rad	H300	Uranium-235/236	—	0.0312	0.01	0.0443	—	pCi/L	U	U	GELC
R-14	1204.5	06/26/06	WG	UF	CS	—	Rad	H300	Uranium-235/236	—	-0.0355	0.0147	0.0422	—	pCi/L	U	U	GELC
R-14	1204.5	05/11/05	WG	UF	CS	—	Rad	H300	Uranium-235/236	—	0.0397	0.0118	0.046	—	pCi/L	U	U	GELC
R-14	1204.5	10/28/04	WG	UF	CS	—	Rad	AS	Uranium-235/236	—	0.0203	0.00818	0.042	—	pCi/L	U	U	GELC
R-14	1204.5	07/12/04	WG	UF	CS	—	Rad	AS	Uranium-235/236	—	0.0822	0.0161	0.047	—	pCi/L	—	J	GELC
R-14	1204.5	06/26/06	WG	F	CS	—	Rad	H300	Uranium-238	—	0.202	0.0254	0.0559	—	pCi/L	—	—	GELC
R-14	1204.5	06/26/06	WG	UF	CS	—	Rad	H300	Uranium-238	—	0.165	0.0255	0.0532	—	pCi/L	—	—	GELC
R-14	1204.5	05/11/05	WG	UF	CS	—	Rad	H300	Uranium-238	—	0.205	0.0251	0.053	—	pCi/L	—	—	GELC
R-14	1204.5	10/28/04	WG	UF	CS	—	Rad	AS	Uranium-238	—	0.187	0.0227	0.046	—	pCi/L	—	—	GELC

Table D-1 (continued)

Location	Depth (ft)	Date	Fid Matrix	Fid Prep	Lab Sample Type	Fid QC	Suite	Method	Analyte	Symbol	Result	1-sigma TPU	MDA	MDL	Units	Lab Qual	Indep Qual	Lab
R-14	1204.5	07/12/04	WG	UF	CS	—	Rad	AS	Uranium-238	—	0.178	0.0233	0.049	—	pCi/L	—	—	GELC
R-14	1204.5	06/26/06	WG	UF	CS	EQB	Voa	8260	Acetone	<	4.62	—	—	1.25	µg/L	J	J, U	GELC
R-14	1204.5	06/26/06	WG	UF	CS	FTB	Voa	8260	Acetone	<	5	—	—	1.25	µg/L	U	UJ	GELC
R-14	1204.5	06/26/06	WG	UF	CS	—	Voa	8260	Acetone	<	5	—	—	1.25	µg/L	U	UJ	GELC
R-14	1204.5	01/24/06	WG	UF	CS	FTB	Voa	8260	Acetone	<	5	—	—	1.25	µg/L	U	—	GELC
R-14	1204.5	01/24/06	WG	UF	CS	—	Voa	8260	Acetone	<	5	—	—	1.25	µg/L	U	—	GELC
R-14	1204.5	05/11/05	WG	UF	CS	FTB	Voa	8260	Acetone	<	5	—	—	—	µg/L	U	—	GELC
R-14	1204.5	05/11/05	WG	UF	CS	—	Voa	8260	Acetone	—	2.5	—	—	—	µg/L	J	—	GELC
R-14	1204.5	10/28/04	WG	UF	CS	FTB	Voa	8260	Acetone	<	5	—	—	—	µg/L	U	—	GELC
R-14	1204.5	10/28/04	WG	UF	CS	—	Voa	8260	Acetone	<	5	—	—	—	µg/L	U	—	GELC
R-14	1204.5	06/26/06	WG	UF	CS	EQB	Voa	8260	Carbon Disulfide	<	5	—	—	1.25	µg/L	U	—	GELC
R-14	1204.5	06/26/06	WG	UF	CS	FTB	Voa	8260	Carbon Disulfide	<	5	—	—	1.25	µg/L	U	UJ	GELC
R-14	1204.5	06/26/06	WG	UF	CS	—	Voa	8260	Carbon Disulfide	<	5	—	—	1.25	µg/L	U	UJ	GELC
R-14	1204.5	01/24/06	WG	UF	CS	FTB	Voa	8260	Carbon Disulfide	<	5	—	—	1.25	µg/L	U	R	GELC

Table D-1 (continued)

Location	Depth (ft)	Date	Fid Matrix	Fid Prep	Lab Sample Type	Fid QC	Suite	Method	Analyte	Symbol	Result	1-sigma TPU	MDA	MDL	Units	Lab Qual	Indep Qual	Lab
R-14	1204.5	01/24/06	WG	UF	CS	—	Voa	8260	Carbon Disulfide	<	5	—	—	1.25	µg/L	U	R	GELC
R-14	1204.5	05/11/05	WG	UF	CS	FTB	Voa	8260	Carbon Disulfide	<	5	—	—	—	µg/L	U	—	GELC
R-14	1204.5	05/11/05	WG	UF	CS	—	Voa	8260	Carbon Disulfide	<	5	—	—	—	µg/L	U	—	GELC
R-14	1204.5	10/28/04	WG	UF	CS	FTB	Voa	8260	Carbon Disulfide	<	5	—	—	—	µg/L	U	—	GELC
R-14	1204.5	10/28/04	WG	UF	CS	—	Voa	8260	Carbon Disulfide	<	5	—	—	—	µg/L	U	—	GELC
R-14	1288.5	06/28/06	WG	UF	CS	—	Dro	8015	Diesel Range Organics	—	25.8	—	—	17.2	µg/L	J	—	GELC
R-14	1288.5	01/25/06	WG	F	CS	—	Inorg	310.1	Alkalinity-CO3	>	1.45	—	—	1.45	mg/L	U	—	GELC
R-14	1288.5	05/12/05	WG	F	CS	—	Inorg	310.1	Alkalinity-CO3	<	1.45	—	—	1.45	mg/L	U	—	GELC
R-14	1288.5	11/03/04	WG	F	CS	—	Inorg	310.1	Alkalinity-CO3	<	1.45	—	—	1.45	mg/L	U	—	GELC
R-14	1288.5	07/14/04	WG	F	CS	—	Inorg	310.1	Alkalinity-CO3	<	1.45	—	—	1.45	mg/L	U	—	GELC
R-14	1288.5	07/14/04	WG	F	DUP	—	Inorg	310.1	Alkalinity-CO3	<	1.45	—	—	1.45	mg/L	U	—	GELC
R-14	1288.5	01/25/06	WG	F	CS	—	Inorg	310.1	Alkalinity-CO3+HCO3	—	64.4	—	—	1.45	mg/L	—	—	GELC
R-14	1288.5	05/12/05	WG	F	CS	—	Inorg	310.1	Alkalinity-CO3+HCO3	<	1.45	—	—	1.45	mg/L	U	—	GELC
R-14	1288.5	11/03/04	WG	F	CS	—	Inorg	310.1	Alkalinity-CO3+HCO3	—	71.1	—	—	1.45	mg/L	—	—	GELC

Table D-1 (continued)

Location	Depth (ft)	Date	Fid Matrix	Fid Prep	Lab Sample Type	Fid QC	Suite	Method	Analyte	Symbol	Result	1-sigma TPU	MDA	MDL	Units	Lab Qual	Indep Qual	Lab
R-14	1288.5	07/14/04	WG	F	CS	—	Inorg	310.1	Alkalinity-CO3+HCO3	—	58.5	—	—	1.45	mg/L	—	—	GELC
R-14	1288.5	07/14/04	WG	F	DUP	—	Inorg	310.1	Alkalinity-CO3+HCO3	—	58.5	—	—	1.45	mg/L	—	—	GELC
R-14	1288.5	01/25/06	WG	F	CS	—	Inorg	6010	Calcium	—	11.3	—	—	0.036	mg/L	—	—	GELC
R-14	1288.5	05/12/05	WG	F	CS	—	Inorg	6010	Calcium	—	11	—	—	0.036	mg/L	—	—	GELC
R-14	1288.5	11/03/04	WG	F	CS	—	Inorg	6010	Calcium	—	12.3	—	—	0.00554	mg/L	—	—	GELC
R-14	1288.5	07/14/04	WG	F	CS	—	Inorg	6010	Calcium	—	10.2	—	—	0.0055	mg/L	—	—	GELC
R-14	1288.5	07/14/04	WG	F	DUP	—	Inorg	6010	Calcium	—	10.1	—	—	0.0055	mg/L	—	—	GELC
R-14	1288.5	01/25/06	WG	UF	CS	—	Inorg	6010	Calcium	—	11.2	—	—	0.036	mg/L	—	—	GELC
R-14	1288.5	05/12/05	WG	UF	CS	—	Inorg	6010	Calcium	—	11.2	—	—	0.036	mg/L	—	—	GELC
R-14	1288.5	11/03/04	WG	UF	CS	—	Inorg	6010	Calcium	—	12.5	—	—	0.00554	mg/L	—	—	GELC
R-14	1288.5	07/14/04	WG	UF	CS	—	Inorg	6010	Calcium	—	9.96	—	—	0.0055	mg/L	—	—	GELC
R-14	1288.5	07/14/04	WG	UF	DUP	—	Inorg	6010	Calcium	—	10.1	—	—	0.0055	mg/L	—	—	GELC
R-14	1288.5	01/25/06	WG	F	CS	—	Inorg	300	Chloride	—	2	—	—	0.053	mg/L	—	—	GELC
R-14	1288.5	05/12/05	WG	F	CS	—	Inorg	300	Chloride	—	1.78	—	—	0.053	mg/L	—	—	GELC

Table D-1 (continued)

Location	Depth (ft)	Date	Fid Matrix	Fid Prep	Lab Sample Type	Fid QC	Suite	Method	Analyte	Symbol	Result	1-sigma TPU	MDA	MDL	Units	Lab Qual	Indep Qual	Lab
R-14	1288.5	11/03/04	WG	F	CS	—	Inorg	300	Chloride	—	2.05	—	—	0.0322	mg/L	—	—	GELC
R-14	1288.5	07/14/04	WG	F	CS	—	Inorg	300	Chloride	—	1.94	—	—	0.0322	mg/L	—	—	GELC
R-14	1288.5	07/14/04	WG	F	DUP	—	Inorg	300	Chloride	—	1.92	—	—	0.0322	mg/L	—	—	GELC
R-14	1288.5	01/25/06	WG	F	CS	—	Inorg	300	Fluoride	—	0.302	—	—	0.03	mg/L	—	—	GELC
R-14	1288.5	05/12/05	WG	F	CS	—	Inorg	300	Fluoride	—	0.303	—	—	0.03	mg/L	—	—	GELC
R-14	1288.5	11/03/04	WG	F	CS	—	Inorg	300	Fluoride	—	0.329	—	—	0.0553	mg/L	—	—	GELC
R-14	1288.5	07/14/04	WG	F	CS	—	Inorg	300	Fluoride	—	0.389	—	—	0.0553	mg/L	—	—	GELC
R-14	1288.5	07/14/04	WG	F	DUP	—	Inorg	300	Fluoride	—	0.339	—	—	0.0553	mg/L	—	—	GELC
R-14	1288.5	01/25/06	WG	F	CS	—	Inorg	A2340	Hardness	—	40.1	—	—	0.085	mg/L	—	—	GELC
R-14	1288.5	01/25/06	WG	UF	CS	—	Inorg	A2340	Hardness	—	39.5	—	—	0.085	mg/L	—	—	GELC
R-14	1288.5	01/25/06	WG	F	CS	—	Inorg	6010	Magnesium	—	2.86	—	—	0.085	mg/L	—	—	GELC
R-14	1288.5	05/12/05	WG	F	CS	—	Inorg	6010	Magnesium	—	2.86	—	—	0.085	mg/L	—	—	GELC
R-14	1288.5	11/03/04	WG	F	CS	—	Inorg	6010	Magnesium	—	3.07	—	—	0.00518	mg/L	—	—	GELC
R-14	1288.5	07/14/04	WG	F	CS	—	Inorg	6010	Magnesium	—	2.55	—	—	0.0052	mg/L	—	—	GELC

Table D-1 (continued)

Location	Depth (ft)	Date	Fid Matrix	Fid Prep	Lab Sample Type	Fid QC	Suite	Method	Analyte	Symbol	Result	1-sigma TPU	MDA	MDL	Units	Lab Qual	Indep Qual	Lab
R-14	1288.5	07/14/04	WG	F	DUP	—	Inorg	6010	Magnesium	—	2.55	—	—	0.0052	mg/L	—	—	GELC
R-14	1288.5	01/25/06	WG	UF	CS	—	Inorg	6010	Magnesium	—	2.8	—	—	0.085	mg/L	—	—	GELC
R-14	1288.5	05/12/05	WG	UF	CS	—	Inorg	6010	Magnesium	—	2.87	—	—	0.085	mg/L	—	—	GELC
R-14	1288.5	11/03/04	WG	UF	CS	—	Inorg	6010	Magnesium	—	3.09	—	—	0.00518	mg/L	—	—	GELC
R-14	1288.5	07/14/04	WG	UF	CS	—	Inorg	6010	Magnesium	—	2.5	—	—	0.0052	mg/L	—	—	GELC
R-14	1288.5	07/14/04	WG	UF	DUP	—	Inorg	6010	Magnesium	—	2.51	—	—	0.0052	mg/L	—	—	GELC
R-14	1288.5	01/25/06	WG	F	CS	—	Inorg	353.1	Nitrate-Nitrite as N	<	0.017	—	—	0.017	mg/L	U	—	GELC
R-14	1288.5	05/12/05	WG	F	CS	—	Inorg	353.1	Nitrate-Nitrite as N	<	0.003	—	—	0.003	mg/L	U	R	GELC
R-14	1288.5	11/03/04	WG	F	CS	—	Inorg	353.1	Nitrate-Nitrite as N	<	0.00651	—	—	0.003	mg/L	J	UJ	GELC
R-14	1288.5	07/14/04	WG	F	CS	—	Inorg	353.1	Nitrate-Nitrite as N	<	0.01	—	—	0.01	mg/L	U	—	GELC
R-14	1288.5	05/12/05	WG	UF	CS	—	Inorg	353.1	Nitrate-Nitrite as N	<	0.003	—	—	0.003	mg/L	U	R	GELC
R-14	1288.5	11/03/04	WG	UF	CS	—	Inorg	353.1	Nitrate-Nitrite as N	<	0.00769	—	—	0.003	mg/L	J	UJ	GELC
R-14	1288.5	07/14/04	WG	UF	CS	—	Inorg	353.1	Nitrate-Nitrite as N	<	0.01	—	—	0.01	mg/L	U	—	GELC
R-14	1288.5	02/11/04	WG	UF	CS	—	Inorg	353.1	Nitrate-Nitrite as N	>	0.05	—	—	0.05	mg/L	J	UJ	GELC

Table D-1 (continued)

Location	Depth (ft)	Date	Fid Matrix	Fid Prep	Lab Sample Type	Fid QC	Suite	Method	Analyte	Symbol	Result	1-sigma TPU	MDA	MDL	Units	Lab Qual	Indep Qual	Lab
R-14	1288.5	01/25/06	WG	F	CS	—	Inorg	314.0	Perchlorate	<	4	—	—	4	µg/L	U	—	GELC
R-14	1288.5	01/25/06	WG	F	CS	—	Inorg	6850	Perchlorate	<	0.05	—	—	0.05	µg/L	U	—	GELC
R-14	1288.5	05/12/05	WG	F	CS	—	Inorg	314.0	Perchlorate	<	4	—	—	4	µg/L	U	—	GELC
R-14	1288.5	05/12/05	WG	F	CS	—	Inorg	6850	Perchlorate	<	0.05	—	—	0.05	µg/L	U	—	GELC
R-14	1288.5	02/17/04	WG	F	CS	—	Inorg	314.0	Perchlorate	<	4	—	—	4	µg/L	U	J	GELC
R-14	1288.5	05/12/05	WG	UF	CS	—	Inorg	6850	Perchlorate	—	0.0517	—	—	0.05	µg/L	J	J	GELC
R-14	1288.5	05/12/05	WG	UF	CS	—	Inorg	314.0	Perchlorate	<	4	—	—	4	µg/L	U	—	GELC
R-14	1288.5	11/03/04	WG	UF	CS	—	Inorg	314.0	Perchlorate	<	4	—	—	4	µg/L	U	—	GELC
R-14	1288.5	11/03/04	WG	UF	CS	—	Inorg	6850	Perchlorate	<	0.05	—	—	0.05	µg/L	U	—	GELC
R-14	1288.5	07/14/04	WG	UF	CS	—	Inorg	314.0	Perchlorate	<	4	—	—	4	µg/L	U	—	GELC
R-14	1288.5	07/14/04	WG	UF	CS	—	Inorg	6850	Perchlorate	<	0.05	—	—	0.05	µg/L	U	—	GELC
R-14	1288.5	02/11/04	WG	UF	CS	—	Inorg	314.0	Perchlorate	<	4	—	—	4	µg/L	U	UJ	GELC
R-14	1288.5	02/11/04	WG	UF	CS	—	Inorg	6850	Perchlorate	<	0.2	—	—	0.05	µg/L	U	—	GELC
R-14	1288.5	01/25/06	WG	F	CS	—	Inorg	6010	Potassium	—	1.64	—	—	0.05	mg/L	—	—	GELC

Table D-1 (continued)

Location	Depth (ft)	Date	Fid Matrix	Fid Prep	Lab Sample Type	Fid QC	Suite	Method	Analyte	Symbol	Result	1-sigma TPU	MDA	MDL	Units	Lab Qual	Indep Qual	Lab
R-14	1288.5	05/12/05	WG	F	CS	—	Inorg	6010	Potassium	—	1.64	—	—	0.05	mg/L	—	—	GELC
R-14	1288.5	11/03/04	WG	F	CS	—	Inorg	6010	Potassium	—	1.75	—	—	0.0165	mg/L	—	—	GELC
R-14	1288.5	07/14/04	WG	F	CS	—	Inorg	6010	Potassium	—	1.58	—	—	0.0165	mg/L	—	—	GELC
R-14	1288.5	07/14/04	WG	F	DUP	—	Inorg	6010	Potassium	—	1.58	—	—	0.0165	mg/L	—	—	GELC
R-14	1288.5	01/25/06	WG	UF	CS	—	Inorg	6010	Potassium	—	1.68	—	—	0.05	mg/L	—	—	GELC
R-14	1288.5	05/12/05	WG	UF	CS	—	Inorg	6010	Potassium	—	1.73	—	—	0.05	mg/L	—	—	GELC
R-14	1288.5	11/03/04	WG	UF	CS	—	Inorg	6010	Potassium	—	1.74	—	—	0.0165	mg/L	—	—	GELC
R-14	1288.5	07/14/04	WG	UF	CS	—	Inorg	6010	Potassium	—	1.56	—	—	0.0165	mg/L	—	—	GELC
R-14	1288.5	07/14/04	WG	UF	DUP	—	Inorg	6010	Potassium	—	1.55	—	—	0.0165	mg/L	—	—	GELC
R-14	1288.5	01/25/06	WG	F	CS	—	Inorg	6010	Silicon Dioxide	<	84.7	—	—	0.032	mg/L	—	J, U	GELC
R-14	1288.5	05/12/05	WG	F	CS	—	Inorg	6010	Silicon Dioxide	—	76	—	—	0.032	mg/L	—	J	GELC
R-14	1288.5	11/03/04	WG	F	CS	—	Inorg	6010	Silicon Dioxide	—	36.5	—	—	0.00983	mg/L	—	—	GELC
R-14	1288.5	07/14/04	WG	F	CS	—	Inorg	6010	Silicon Dioxide	—	36	—	—	0.0098	mg/L	—	—	GELC
R-14	1288.5	07/14/04	WG	F	DUP	—	Inorg	6010	Silicon Dioxide	—	34.8	—	—	0.0098	mg/L	—	—	GELC

Table D-1 (continued)

Location	Depth (ft)	Date	Fid Matrix	Fid Prep	Lab Sample Type	Fid QC	Suite	Method	Analyte	Symbol	Result	1-sigma TPU	MDA	MDL	Units	Lab Qual	Indep Qual	Lab
R-14	1288.5	01/25/06	WG	UF	CS	—	Inorg	6010	Silicon Dioxide	<	74.5	—	—	0.032	mg/L	—	J, U	GELC
R-14	1288.5	05/12/05	WG	UF	CS	—	Inorg	6010	Silicon Dioxide	—	77.7	—	—	0.032	mg/L	—	J	GELC
R-14	1288.5	11/03/04	WG	UF	CS	—	Inorg	6010	Silicon Dioxide	—	36.5	—	—	0.00983	mg/L	—	—	GELC
R-14	1288.5	07/14/04	WG	UF	CS	—	Inorg	6010	Silicon Dioxide	—	33.3	—	—	0.0098	mg/L	—	—	GELC
R-14	1288.5	07/14/04	WG	UF	DUP	—	Inorg	6010	Silicon Dioxide	—	36.5	—	—	0.0098	mg/L	—	—	GELC
R-14	1288.5	01/25/06	WG	F	CS	—	Inorg	6010	Sodium	—	15.2	—	—	0.045	mg/L	—	—	GELC
R-14	1288.5	05/12/05	WG	F	CS	—	Inorg	6010	Sodium	—	14.2	—	—	0.045	mg/L	—	—	GELC
R-14	1288.5	11/03/04	WG	F	CS	—	Inorg	6010	Sodium	—	14	—	—	0.0144	mg/L	—	—	GELC
R-14	1288.5	07/14/04	WG	F	CS	—	Inorg	6010	Sodium	—	15	—	—	0.0144	mg/L	—	—	GELC
R-14	1288.5	07/14/04	WG	F	DUP	—	Inorg	6010	Sodium	—	14.7	—	—	0.0144	mg/L	—	—	GELC
R-14	1288.5	01/25/06	WG	UF	CS	—	Inorg	6010	Sodium	—	15.4	—	—	0.045	mg/L	—	—	GELC
R-14	1288.5	05/12/05	WG	UF	CS	—	Inorg	6010	Sodium	—	15.7	—	—	0.045	mg/L	—	—	GELC
R-14	1288.5	11/03/04	WG	UF	CS	—	Inorg	6010	Sodium	—	14	—	—	0.0144	mg/L	—	—	GELC
R-14	1288.5	07/14/04	WG	UF	CS	—	Inorg	6010	Sodium	—	14.7	—	—	0.0144	mg/L	—	—	GELC

Table D-1 (continued)

Location	Depth (ft)	Date	Fid Matrix	Fid Prep	Lab Sample Type	Fid QC	Suite	Method	Analyte	Symbol	Result	1-sigma TPU	MDA	MDL	Units	Lab Qual	Indep Qual	Lab
R-14	1288.5	07/14/04	WG	UF	DUP	—	Inorg	6010	Sodium	—	14.9	—	—	0.0144	mg/L	—	—	GELC
R-14	1288.5	01/25/06	WG	F	CS	—	Inorg	120.1	Specific Conductance	—	125	—	—	1	uS/cm	—	—	GELC
R-14	1288.5	01/25/06	WG	F	CS	—	Inorg	300	Sulfate	—	1.43	—	—	0.057	mg/L	—	—	GELC
R-14	1288.5	05/12/05	WG	F	CS	—	Inorg	300	Sulfate	—	0.995	—	—	0.057	mg/L	—	—	GELC
R-14	1288.5	11/03/04	WG	F	CS	—	Inorg	300	Sulfate	—	0.376	—	—	0.193	mg/L	J	—	GELC
R-14	1288.5	07/14/04	WG	F	CS	—	Inorg	300	Sulfate	—	1.41	—	—	0.193	mg/L	—	—	GELC
R-14	1288.5	07/14/04	WG	F	DUP	—	Inorg	300	Sulfate	—	1.33	—	—	0.193	mg/L	—	—	GELC
R-14	1288.5	01/25/06	WG	F	CS	—	Inorg	160.1	Total Dissolved Solids	—	151	—	—	2.38	mg/L	—	—	GELC
R-14	1288.5	05/12/05	WG	F	CS	—	Inorg	351.2	Total Kjeldahl Nitrogen	—	0.114	—	—	0.01	mg/L	—	JN+	GELC
R-14	1288.5	11/03/04	WG	F	CS	—	Inorg	351.2	Total Kjeldahl Nitrogen	—	0.066	—	—	0.044	mg/L	J	—	GELC
R-14	1288.5	07/14/04	WG	F	CS	—	Inorg	351.2	Total Kjeldahl Nitrogen	—	0.066	—	—	0.044	mg/L	J	—	GELC
R-14	1288.5	07/14/04	WG	F	DUP	—	Inorg	351.2	Total Kjeldahl Nitrogen	—	0.085	—	—	0.044	mg/L	J	—	GELC
R-14	1288.5	02/17/04	WG	F	CS	—	Inorg	351.2	Total Kjeldahl Nitrogen	—	0.95	—	—	0.03	mg/L	—	J	GELC
R-14	1288.5	01/25/06	WG	UF	CS	—	Inorg	351.2	Total Kjeldahl Nitrogen	<	0.074	—	—	0.01	mg/L	J	U	GELC

Table D-1 (continued)

Location	Depth (ft)	Date	Fid Matrix	Fid Prep	Lab Sample Type	Fid QC	Suite	Method	Analyte	Symbol	Result	1-sigma TPU	MDA	MDL	Units	Lab Qual	Indep Qual	Lab
R-14	1288.5	05/12/05	WG	UF	CS	—	Inorg	351.2	Total Kjeldahl Nitrogen	—	0.041	—	—	0.01	mg/L	J	NJ	GELC
R-14	1288.5	11/03/04	WG	UF	CS	—	Inorg	351.2	Total Kjeldahl Nitrogen	—	0.176	—	—	0.044	mg/L	—	—	GELC
R-14	1288.5	07/14/04	WG	UF	CS	—	Inorg	351.2	Total Kjeldahl Nitrogen	—	0.118	—	—	0.044	mg/L	—	—	GELC
R-14	1288.5	07/14/04	WG	UF	DUP	—	Inorg	351.2	Total Kjeldahl Nitrogen	—	0.125	—	—	0.044	mg/L	—	—	GELC
R-14	1288.5	05/12/05	WG	UF	CS	—	Inorg	9060	Total Organic Carbon	—	2.11	—	—	0.074	mg/L	—	—	GELC
R-14	1288.5	11/03/04	WG	UF	CS	—	Inorg	9060	Total Organic Carbon	—	2.23	—	—	0.025	mg/L	—	—	GELC
R-14	1288.5	07/14/04	WG	UF	CS	—	Inorg	9060	Total Organic Carbon	—	1.86	—	—	0.025	mg/L	—	—	GELC
R-14	1288.5	07/14/04	WG	UF	DUP	—	Inorg	9060	Total Organic Carbon	—	1.83	—	—	0.025	mg/L	—	—	GELC
R-14	1288.5	02/11/04	WG	UF	CS	—	Inorg	9060	Total Organic Carbon	—	3.33	—	—	0.025	mg/L	—	—	GELC
R-14	1288.5	01/25/06	WG	F	CS	—	Inorg	150.1	pH	—	7.26	—	—	0.01	SU	H	J	GELC
R-14	1288.5	01/25/06	WG	F	CS	—	Met	6010	Barium	—	67.9	—	—	1	µg/L	—	—	GELC
R-14	1288.5	05/12/05	WG	F	CS	—	Met	6010	Barium	—	46.2	—	—	1	µg/L	—	—	GELC
R-14	1288.5	11/03/04	WG	F	CS	—	Met	6010	Barium	—	44.9	—	—	0.222	µg/L	—	—	GELC
R-14	1288.5	07/14/04	WG	F	CS	—	Met	6010	Barium	—	39.7	—	—	0.22	µg/L	—	—	GELC

Table D-1 (continued)

Location	Depth (ft)	Date	Fid Matrix	Fid Prep	Lab Sample Type	Fid QC	Suite	Method	Analyte	Symbol	Result	1-sigma TPU	MDA	MDL	Units	Lab Qual	Indep Qual	Lab
R-14	1288.5	07/14/04	WG	F	DUP	—	Met	6010	Barium	—	39.3	—	—	0.22	µg/L	—	—	GELC
R-14	1288.5	01/25/06	WG	UF	CS	—	Met	6010	Barium	—	76.1	—	—	1	µg/L	—	—	GELC
R-14	1288.5	05/12/05	WG	UF	CS	—	Met	6010	Barium	—	74.1	—	—	1	µg/L	—	—	GELC
R-14	1288.5	11/03/04	WG	UF	CS	—	Met	6010	Barium	—	62.3	—	—	0.222	µg/L	—	—	GELC
R-14	1288.5	07/14/04	WG	UF	CS	—	Met	6010	Barium	—	68.3	—	—	0.22	µg/L	—	—	GELC
R-14	1288.5	07/14/04	WG	UF	DUP	—	Met	6010	Barium	—	69.4	—	—	0.22	µg/L	—	—	GELC
R-14	1288.5	01/25/06	WG	F	CS	—	Met	6010	Boron	—	21.1	—	—	10	µg/L	J	—	GELC
R-14	1288.5	05/12/05	WG	F	CS	—	Met	6010	Boron	—	21.1	—	—	10	µg/L	J	—	GELC
R-14	1288.5	11/03/04	WG	F	CS	—	Met	6010	Boron	—	19.1	—	—	4.88	µg/L	J	—	GELC
R-14	1288.5	07/14/04	WG	F	CS	—	Met	6010	Boron	—	17.9	—	—	4.9	µg/L	B	—	GELC
R-14	1288.5	07/14/04	WG	F	DUP	—	Met	6010	Boron	—	17.3	—	—	4.9	µg/L	B	—	GELC
R-14	1288.5	01/25/06	WG	UF	CS	—	Met	6010	Boron	—	19.7	—	—	10	µg/L	J	—	GELC
R-14	1288.5	05/12/05	WG	UF	CS	—	Met	6010	Boron	—	19.5	—	—	10	µg/L	J	—	GELC
R-14	1288.5	11/03/04	WG	UF	CS	—	Met	6010	Boron	—	19.1	—	—	4.88	µg/L	J	—	GELC

Table D-1 (continued)

Location	Depth (ft)	Date	Fid Matrix	Fid Prep	Lab Sample Type	Fid QC	Suite	Method	Analyte	Symbol	Result	1-sigma TPU	MDA	MDL	Units	Lab Qual	Indep Qual	Lab
R-14	1288.5	07/14/04	WG	UF	CS	—	Met	6010	Boron	—	17.8	—	—	4.9	µg/L	B	—	GELC
R-14	1288.5	07/14/04	WG	UF	DUP	—	Met	6010	Boron	—	16.9	—	—	4.9	µg/L	B	—	GELC
R-14	1288.5	01/25/06	WG	F	CS	—	Met	6010	Chromium	<	1	—	—	1	µg/L	U	—	GELC
R-14	1288.5	05/12/05	WG	F	CS	—	Met	6010	Chromium	<	1	—	—	1	µg/L	U	—	GELC
R-14	1288.5	11/03/04	WG	F	CS	—	Met	6010	Chromium	<	0.93	—	—	0.503	µg/L	J	U	GELC
R-14	1288.5	07/14/04	WG	F	CS	—	Met	6010	Chromium	<	0.596	—	—	0.5	µg/L	B	U	GELC
R-14	1288.5	07/14/04	WG	F	DUP	—	Met	6010	Chromium	<	0.5	—	—	0.5	µg/L	U	—	GELC
R-14	1288.5	01/25/06	WG	UF	CS	—	Met	6010	Chromium	—	4.3	—	—	1	µg/L	J	—	GELC
R-14	1288.5	05/12/05	WG	UF	CS	—	Met	6010	Chromium	—	2.1	—	—	1	µg/L	J	—	GELC
R-14	1288.5	11/03/04	WG	UF	CS	—	Met	6010	Chromium	<	0.56	—	—	0.503	µg/L	J	U	GELC
R-14	1288.5	07/14/04	WG	UF	CS	—	Met	6010	Chromium	<	2.64	—	—	0.5	µg/L	B	U	GELC
R-14	1288.5	07/14/04	WG	UF	DUP	—	Met	6010	Chromium	—	4.61	—	—	0.5	µg/L	B	—	GELC
R-14	1288.5	01/25/06	WG	F	CS	—	Met	6010	Iron	—	1880	—	—	18	µg/L	—	—	GELC
R-14	1288.5	05/12/05	WG	F	CS	—	Met	6010	Iron	—	2330	—	—	18	µg/L	E	—	GELC

Table D-1 (continued)

Location	Depth (ft)	Date	Fid Matrix	Fid Prep	Lab Sample Type	Fid QC	Suite	Method	Analyte	Symbol	Result	1-sigma TPU	MDA	MDL	Units	Lab Qual	Indep Qual	Lab
R-14	1288.5	11/03/04	WG	F	CS	—	Met	6010	Iron	—	2780	—	—	12.6	µg/L	—	—	GELC
R-14	1288.5	07/14/04	WG	F	CS	—	Met	6010	Iron	—	2640	—	—	12.6	µg/L	—	—	GELC
R-14	1288.5	07/14/04	WG	F	DUP	—	Met	6010	Iron	—	2670	—	—	12.6	µg/L	—	—	GELC
R-14	1288.5	01/25/06	WG	UF	CS	—	Met	6010	Iron	—	2180	—	—	18	µg/L	—	—	GELC
R-14	1288.5	05/12/05	WG	UF	CS	—	Met	6010	Iron	—	4240	—	—	18	µg/L	E	—	GELC
R-14	1288.5	11/03/04	WG	UF	CS	—	Met	6010	Iron	—	4170	—	—	12.6	µg/L	—	—	GELC
R-14	1288.5	07/14/04	WG	UF	CS	—	Met	6010	Iron	—	4450	—	—	12.6	µg/L	—	—	GELC
R-14	1288.5	07/14/04	WG	UF	DUP	—	Met	6010	Iron	—	4510	—	—	12.6	µg/L	—	—	GELC
R-14	1288.5	01/25/06	WG	F	CS	—	Met	6010	Manganese	—	295	—	—	2	µg/L	—	—	GELC
R-14	1288.5	05/12/05	WG	F	CS	—	Met	6020	Manganese	—	350	—	—	1	µg/L	—	J	GELC
R-14	1288.5	11/03/04	WG	F	CS	—	Met	6020	Manganese	—	393	—	—	1.61	µg/L	E	J	GELC
R-14	1288.5	07/14/04	WG	F	CS	—	Met	6020	Manganese	—	354	—	—	1.6	µg/L	—	—	GELC
R-14	1288.5	07/14/04	WG	F	DUP	—	Met	6020	Manganese	—	356	—	—	1.6	µg/L	—	—	GELC
R-14	1288.5	01/25/06	WG	UF	CS	—	Met	6010	Manganese	—	302	—	—	2	µg/L	—	—	GELC

Table D-1 (continued)

Location	Depth (ft)	Date	Fid Matrix	Fid Prep	Lab Sample Type	Fid QC	Suite	Method	Analyte	Symbol	Result	1-sigma TPU	MDA	MDL	Units	Lab Qual	Indep Qual	Lab
R-14	1288.5	05/12/05	WG	UF	CS	—	Met	6020	Manganese	—	370	—	—	1	µg/L	—	J	GELC
R-14	1288.5	11/03/04	WG	UF	CS	—	Met	6020	Manganese	—	404	—	—	1.61	µg/L	E	J	GELC
R-14	1288.5	07/14/04	WG	UF	CS	—	Met	6020	Manganese	—	364	—	—	1.6	µg/L	—	—	GELC
R-14	1288.5	07/14/04	WG	UF	DUP	—	Met	6020	Manganese	—	359	—	—	1.6	µg/L	—	—	GELC
R-14	1288.5	01/25/06	WG	F	CS	—	Met	6020	Nickel	<	0.5	—	—	0.5	µg/L	U	—	GELC
R-14	1288.5	05/12/05	WG	F	CS	—	Met	6010	Nickel	—	2	—	—	1	µg/L	J	JN-	GELC
R-14	1288.5	11/03/04	WG	F	CS	—	Met	6010	Nickel	<	2.7	—	—	0.69	µg/L	J	U	GELC
R-14	1288.5	07/14/04	WG	F	CS	—	Met	6010	Nickel	<	2.6	—	—	0.69	µg/L	B	U	GELC
R-14	1288.5	07/14/04	WG	F	DUP	—	Met	6010	Nickel	—	2.45	—	—	0.69	µg/L	B	—	GELC
R-14	1288.5	01/25/06	WG	UF	CS	—	Met	6020	Nickel	—	8.3	—	—	0.5	µg/L	—	—	GELC
R-14	1288.5	05/12/05	WG	UF	CS	—	Met	6010	Nickel	<	1	—	—	1	µg/L	U	UJ	GELC
R-14	1288.5	11/03/04	WG	UF	CS	—	Met	6010	Nickel	<	1.1	—	—	0.69	µg/L	J	U	GELC
R-14	1288.5	07/14/04	WG	UF	CS	—	Met	6010	Nickel	<	2.44	—	—	0.69	µg/L	B	U	GELC
R-14	1288.5	07/14/04	WG	UF	DUP	—	Met	6010	Nickel	—	3.7	—	—	0.69	µg/L	B	—	GELC

Table D-1 (continued)

Location	Depth (ft)	Date	Fid Matrix	Fid Prep	Lab Sample Type	Fid QC	Suite	Method	Analyte	Symbol	Result	1-sigma TPU	MDA	MDL	Units	Lab Qual	Indep Qual	Lab
R-14	1288.5	01/25/06	WG	F	CS	—	Met	6010	Strontium	—	95.3	—	—	1	µg/L	—	—	GELC
R-14	1288.5	05/12/05	WG	F	CS	—	Met	6010	Strontium	—	79.7	—	—	1	µg/L	—	—	GELC
R-14	1288.5	11/03/04	WG	F	CS	—	Met	6010	Strontium	—	98.4	—	—	0.178	µg/L	—	—	GELC
R-14	1288.5	07/14/04	WG	F	CS	—	Met	6010	Strontium	—	68.2	—	—	0.18	µg/L	—	—	GELC
R-14	1288.5	07/14/04	WG	F	DUP	—	Met	6010	Strontium	—	67.6	—	—	0.18	µg/L	—	—	GELC
R-14	1288.5	01/25/06	WG	UF	CS	—	Met	6010	Strontium	—	96.1	—	—	1	µg/L	—	—	GELC
R-14	1288.5	05/12/05	WG	UF	CS	—	Met	6010	Strontium	—	83.5	—	—	1	µg/L	—	—	GELC
R-14	1288.5	11/03/04	WG	UF	CS	—	Met	6010	Strontium	—	102	—	—	0.178	µg/L	—	—	GELC
R-14	1288.5	07/14/04	WG	UF	CS	—	Met	6010	Strontium	—	68.3	—	—	0.18	µg/L	—	—	GELC
R-14	1288.5	07/14/04	WG	UF	DUP	—	Met	6010	Strontium	—	69.2	—	—	0.18	µg/L	—	—	GELC
R-14	1288.5	01/25/06	WG	F	CS	—	Met	6020	Uranium	<	0.05	—	—	0.05	µg/L	U	R	GELC
R-14	1288.5	05/12/05	WG	F	CS	—	Met	6020	Uranium	—	0.053	—	—	0.05	µg/L	J	—	GELC
R-14	1288.5	11/03/04	WG	F	CS	—	Met	6020	Uranium	<	0.02	—	—	0.02	µg/L	U	—	GELC
R-14	1288.5	07/14/04	WG	F	CS	—	Met	6020	Uranium	—	0.038	—	—	0.02	µg/L	B	—	GELC

Table D-1 (continued)

Location	Depth (ft)	Date	Fid Matrix	Fid Prep	Lab Sample Type	Fid QC	Suite	Method	Analyte	Symbol	Result	1-sigma TPU	MDA	MDL	Units	Lab Qual	Indep Qual	Lab
R-14	1288.5	07/14/04	WG	F	DUP	—	Met	6020	Uranium	—	0.033	—	—	0.02	µg/L	B	—	GELC
R-14	1288.5	01/25/06	WG	UF	CS	—	Met	6020	Uranium	<	0.05	—	—	0.05	µg/L	U	R	GELC
R-14	1288.5	05/12/05	WG	UF	CS	—	Met	6020	Uranium	—	0.084	—	—	0.05	µg/L	J	—	GELC
R-14	1288.5	11/03/04	WG	UF	CS	—	Met	6020	Uranium	<	0.02	—	—	0.02	µg/L	U	—	GELC
R-14	1288.5	07/14/04	WG	UF	CS	—	Met	6020	Uranium	—	0.066	—	—	0.02	µg/L	B	—	GELC
R-14	1288.5	07/14/04	WG	UF	DUP	—	Met	6020	Uranium	—	0.065	—	—	0.02	µg/L	B	—	GELC
R-14	1288.5	01/25/06	WG	F	CS	—	Met	6010	Vanadium	>	1	—	—	1	µg/L	U	—	GELC
R-14	1288.5	05/12/05	WG	F	CS	—	Met	6010	Vanadium	—	2.2	—	—	1	µg/L	J	—	GELC
R-14	1288.5	11/03/04	WG	F	CS	—	Met	6010	Vanadium	—	0.76	—	—	0.606	µg/L	J	JN-	GELC
R-14	1288.5	07/14/04	WG	F	CS	—	Met	6010	Vanadium	<	1.24	—	—	0.61	µg/L	B	U	GELC
R-14	1288.5	07/14/04	WG	F	DUP	—	Met	6010	Vanadium	—	0.871	—	—	0.61	µg/L	B	—	GELC
R-14	1288.5	01/25/06	WG	UF	CS	—	Met	6010	Vanadium	<	1	—	—	1	µg/L	U	—	GELC
R-14	1288.5	05/12/05	WG	UF	CS	—	Met	6010	Vanadium	—	3.1	—	—	1	µg/L	J	—	GELC
R-14	1288.5	11/03/04	WG	UF	CS	—	Met	6010	Vanadium	>	0.606	—	—	0.606	µg/L	U	UJ	GELC

Table D-1 (continued)

Location	Depth (ft)	Date	Fid Matrix	Fid Prep	Lab Sample Type	Fid QC	Suite	Method	Analyte	Symbol	Result	1-sigma TPU	MDA	MDL	Units	Lab Qual	Indep Qual	Lab
R-14	1288.5	07/14/04	WG	UF	CS	—	Met	6010	Vanadium	>	2.14	—	—	0.61	µg/L	B	U	GELC
R-14	1288.5	07/14/04	WG	UF	DUP	—	Met	6010	Vanadium	—	1.16	—	—	0.61	µg/L	B	—	GELC
R-14	1288.5	05/12/05	WG	UF	CS	—	Rad	H300	Americium-241	—	-0.0101	0.0203	0.054	—	pCi/L	U	U	GELC
R-14	1288.5	11/03/04	WG	UF	CS	—	Rad	AS	Americium-241	—	0.00968	0.00751	0.031	—	pCi/L	U	U	GELC
R-14	1288.5	07/14/04	WG	UF	CS	—	Rad	AS	Americium-241	—	0.0139	0.00661	0.031	—	pCi/L	U	U	GELC
R-14	1288.5	07/14/04	WG	UF	DUP	—	Rad	AS	Americium-241	—	-0.00601	0.00601	0.032	—	pCi/L	U	—	GELC
R-14	1288.5	02/11/04	WG	UF	CS	—	Rad	AS	Americium-241	—	0.0174	0.00606	0.031	—	pCi/L	U	U	GELC
R-14	1288.5	02/11/04	WG	UF	DUP	—	Rad	AS	Americium-241	—	4.47E-10	0.0053	0.033	—	pCi/L	U	—	GELC
R-14	1288.5	05/12/05	WG	UF	CS	—	Rad	901.1	Cesium-137	—	0.0249	1.28	4.47	—	pCi/L	U	U	GELC
R-14	1288.5	11/03/04	WG	UF	CS	—	Rad	901.1	Cesium-137	—	0.52	0.908	3.22	—	pCi/L	U	U	GELC
R-14	1288.5	07/14/04	WG	UF	CS	—	Rad	901.1	Cesium-137	—	2.12	2.75	4.7	—	pCi/L	U	U	GELC
R-14	1288.5	02/11/04	WG	UF	CS	—	Rad	901.1	Cesium-137	—	1.89	1.45	5.43	—	pCi/L	U	U	GELC
R-14	1288.5	02/11/04	WG	UF	DUP	—	Rad	901.1	Cesium-137	—	-0.318	1.09	3.69	—	pCi/L	U	—	GELC
R-14	1288.5	05/12/05	WG	UF	CS	—	Rad	901.1	Cobalt-60	—	0.576	2.53	5.01	—	pCi/L	U	U	GELC

Table D-1 (continued)

Location	Depth (ft)	Date	Fid Matrix	Fid Prep	Lab Sample Type	Fid QC	Suite	Method	Analyte	Symbol	Result	1-sigma TPU	MDA	MDL	Units	Lab Qual	Indep Qual	Lab
R-14	1288.5	11/03/04	WG	UF	CS	—	Rad	901.1	Cobalt-60	—	0.333	1.06	3.77	—	pCi/L	U	U	GELC
R-14	1288.5	07/14/04	WG	UF	CS	—	Rad	901.1	Cobalt-60	—	1.11	1.25	4.95	—	pCi/L	U	U	GELC
R-14	1288.5	07/14/04	WG	UF	CS	—	Rad	901.1	Gross gamma	—	72.8	161	348	—	pCi/L	U	U	GELC
R-14	1288.5	05/12/05	WG	UF	CS	—	Rad	H300	Plutonium-238	—	0.00211	0.00471	0.044	—	pCi/L	U	U	GELC
R-14	1288.5	11/03/04	WG	UF	CS	—	Rad	AS	Plutonium-238	—	0.0109	0.00579	0.034	—	pCi/L	U	U	GELC
R-14	1288.5	07/14/04	WG	UF	CS	—	Rad	AS	Plutonium-238	—	0.00176	0.00528	0.027	—	pCi/L	U	U	GELC
R-14	1288.5	07/14/04	WG	UF	DUP	—	Rad	AS	Plutonium-238	—	0.00504	0.00798	0.039	—	pCi/L	U	—	GELC
R-14	1288.5	02/11/04	WG	UF	CS	—	Rad	AS	Plutonium-238	—	0.00236	0.00408	0.033	—	pCi/L	U	U	GELC
R-14	1288.5	02/11/04	WG	UF	DUP	—	Rad	AS	Plutonium-238	—	-0.00211	0.00559	0.029	—	pCi/L	U	—	GELC
R-14	1288.5	05/12/05	WG	UF	CS	—	Rad	H300	Plutonium-239/240	—	0.0105	0.00558	0.037	—	pCi/L	U	U	GELC
R-14	1288.5	11/03/04	WG	UF	CS	—	Rad	AS	Plutonium-239/240	—	0.00436	0.00436	0.035	—	pCi/L	U	U	GELC
R-14	1288.5	07/14/04	WG	UF	CS	—	Rad	AS	Plutonium-239/240	—	0.00528	0.00466	0.028	—	pCi/L	U	U	GELC
R-14	1288.5	07/14/04	WG	UF	DUP	—	Rad	AS	Plutonium-239/240	—	0.00504	0.00618	0.04	—	pCi/L	U	—	GELC
R-14	1288.5	02/11/04	WG	UF	CS	—	Rad	AS	Plutonium-239/240	—	0	0.00236	0.029	—	pCi/L	U	U	GELC

Table D-1 (continued)

Location	Depth (ft)	Date	Fid Matrix	Fid Prep	Lab Sample Type	Fid QC	Suite	Method	Analyte	Symbol	Result	1-sigma TPU	MDA	MDL	Units	Lab Qual	Indep Qual	Lab
R-14	1288.5	02/11/04	WG	UF	DUP	—	Rad	AS	Plutonium-239/240	—	0.00211	0.00472	0.026	—	pCi/L	U	—	GELC
R-14	1288.5	05/12/05	WG	UF	CS	—	Rad	901.1	Potassium-40	—	14.5	30.4	45.4	—	pCi/L	U	U	GELC
R-14	1288.5	11/03/04	WG	UF	CS	—	Rad	901.1	Potassium-40	—	64.2	12.2	48.1	—	pCi/L	UI	R	GELC
R-14	1288.5	07/14/04	WG	UF	CS	—	Rad	901.1	Potassium-40	—	43.9	16.9	65.2	—	pCi/L	U	U	GELC
R-14	1288.5	02/11/04	WG	UF	CS	—	Rad	901.1	Potassium-40	—	98.9	21.3	55	—	pCi/L	UI	R	GELC
R-14	1288.5	02/11/04	WG	UF	DUP	—	Rad	901.1	Potassium-40	—	22.2	25.8	36	—	pCi/L	U	—	GELC
R-14	1288.5	05/12/05	WG	UF	CS	—	Rad	901.1	Sodium-22	—	-0.0591	1.38	5.01	—	pCi/L	U	U	GELC
R-14	1288.5	11/03/04	WG	UF	CS	—	Rad	901.1	Sodium-22	—	1.07	1.01	3.67	—	pCi/L	U	U	GELC
R-14	1288.5	07/14/04	WG	UF	CS	—	Rad	901.1	Sodium-22	—	0.196	1.21	4.56	—	pCi/L	U	U	GELC
R-14	1288.5	02/11/04	WG	UF	CS	—	Rad	901.1	Sodium-22	—	-0.341	1.74	6.28	—	pCi/L	U	U	GELC
R-14	1288.5	02/11/04	WG	UF	DUP	—	Rad	901.1	Sodium-22	—	0.00129	1.08	3.85	—	pCi/L	U	—	GELC
R-14	1288.5	05/12/05	WG	UF	CS	—	Rad	905.0	Strontium-90	—	0.0844	0.0904	0.338	—	pCi/L	U	U	GELC
R-14	1288.5	11/03/04	WG	UF	CS	—	Rad	GFPC	Strontium-90	—	0.0445	0.0667	0.298	—	pCi/L	U	U	GELC
R-14	1288.5	07/14/04	WG	UF	CS	—	Rad	GFPC	Strontium-90	—	0.062	0.0729	0.311	—	pCi/L	U	U	GELC

Table D-1 (continued)

Location	Depth (ft)	Date	Fid Matrix	Fid Prep	Lab Sample Type	Fid QC	Suite	Method	Analyte	Symbol	Result	1-sigma TPU	MDA	MDL	Units	Lab Qual	Indep Qual	Lab
R-14	1288.5	02/11/04	WG	UF	CS	—	Rad	GFPC	Strontium-90	—	0.0558	0.075	0.314	—	pCi/L	U	U	GELC
R-14	1288.5	06/28/06	WG	UF	CS	—	Rad	LLEE	Tritium	—	0.03193	0.28737	0.28737	—	pCi/L	—	U	UMTL
R-14	1288.5	01/25/06	WG	UF	CS	—	Rad	LLEE	Tritium	—	2.29896	0.28737	0.28737	—	pCi/L	—	—	UMTL
R-14	1288.5	01/25/06	WG	UF	RE	—	Rad	LLEE	Tritium	—	-0.12772	0.28737	0.28737	—	pCi/L	—	U	UMTL
R-14	1288.5	05/13/05	WG	UF	CS	—	Rad	LLEE	Tritium	—	0.15965	0.28737	—	0.28737	pCi/L	—	U	UMTL
R-14	1288.5	11/03/04	WG	UF	CS	—	Rad	LLEE	Tritium	—	0.35123	0.28737	—	0.28737	pCi/L	—	U	UMTL
R-14	1288.5	05/12/05	WG	UF	CS	—	Rad	H300	Uranium-234	—	0.103	0.0162	0.067	—	pCi/L	—	J	GELC
R-14	1288.5	11/03/04	WG	UF	CS	—	Rad	AS	Uranium-234	—	0.0135	0.0072	0.083	—	pCi/L	U	U	GELC
R-14	1288.5	07/14/04	WG	UF	CS	—	Rad	AS	Uranium-234	—	0.111	0.0245	0.112	—	pCi/L	U	U	GELC
R-14	1288.5	07/14/04	WG	UF	DUP	—	Rad	AS	Uranium-234	—	0.0845	0.0231	0.103	—	pCi/L	U	—	GELC
R-14	1288.5	02/11/04	WG	UF	CS	—	Rad	AS	Uranium-234	—	0.00196	0.00758	0.045	—	pCi/L	U	U	GELC
R-14	1288.5	02/11/04	WG	UF	DUP	—	Rad	AS	Uranium-234	—	0.0057	0.00504	0.044	—	pCi/L	U	—	GELC
R-14	1288.5	05/12/05	WG	UF	CS	—	Rad	H300	Uranium-235/236	—	0.011	0.00495	0.041	—	pCi/L	U	U	GELC
R-14	1288.5	11/03/04	WG	UF	CS	—	Rad	AS	Uranium-235/236	—	0.0115	0.00579	0.053	—	pCi/L	U	U	GELC

Table D-1 (continued)

Location	Depth (ft)	Date	Fid Matrix	Fid Prep	Lab Sample Type	Fid QC	Suite	Method	Analyte	Symbol	Result	1-sigma TPU	MDA	MDL	Units	Lab Qual	Indep Qual	Lab
R-14	1288.5	07/14/04	WG	UF	CS	—	Rad	AS	Uranium-235/236	—	0.0666	0.0177	0.069	—	pCi/L	U	U	GELC
R-14	1288.5	07/14/04	WG	UF	DUP	—	Rad	AS	Uranium-235/236	—	0.0475	0.0146	0.063	—	pCi/L	U	—	GELC
R-14	1288.5	02/11/04	WG	UF	CS	—	Rad	AS	Uranium-235/236	—	0.00785	0.00557	0.026	—	pCi/L	U	U	GELC
R-14	1288.5	02/11/04	WG	UF	DUP	—	Rad	AS	Uranium-235/236	—	-0.00381	0.0033	0.025	—	pCi/L	U	—	GELC
R-14	1288.5	05/12/05	WG	UF	CS	—	Rad	H300	Uranium-238	—	0.0702	0.0129	0.047	—	pCi/L	—	J	GELC
R-14	1288.5	11/03/04	WG	UF	CS	—	Rad	AS	Uranium-238	—	0.0135	0.0072	0.058	—	pCi/L	U	U	GELC
R-14	1288.5	07/14/04	WG	UF	CS	—	Rad	AS	Uranium-238	—	0.0554	0.0155	0.08	—	pCi/L	U	U	GELC
R-14	1288.5	07/14/04	WG	UF	DUP	—	Rad	AS	Uranium-238	—	0.0473	0.0145	0.073	—	pCi/L	U	—	GELC
R-14	1288.5	02/11/04	WG	UF	CS	—	Rad	AS	Uranium-238	—	0.00196	0.00438	0.029	—	pCi/L	U	U	GELC
R-14	1288.5	02/11/04	WG	UF	DUP	—	Rad	AS	Uranium-238	—	0.0076	0.00603	0.028	—	pCi/L	U	—	GELC
R-14	1288.5	06/28/06	WG	UF	CS	FTB	Voa	8260	Acetone	—	2.39	—	—	1.25	µg/L	J	J-	GELC
R-14	1288.5	06/28/06	WG	UF	CS	—	Voa	8260	Acetone	<	5	—	—	1.25	µg/L	U	UJ	GELC
R-14	1288.5	01/25/06	WG	UF	CS	FTB	Voa	8260	Acetone	<	5	—	—	1.25	µg/L	U	—	GELC
R-14	1288.5	01/25/06	WG	UF	CS	—	Voa	8260	Acetone	>	5	—	—	1.25	µg/L	U	—	GELC

Table D-1 (continued)

Location	Depth (ft)	Date	Fid Matrix	Fid Prep	Lab Sample Type	Fid QC	Suite	Method	Analyte	Symbol	Result	1-sigma TPU	MDA	MDL	Units	Lab Qual	Indep Qual	Lab
R-14	1288.5	05/12/05	WG	UF	CS	FTB	Voa	8260	Acetone	<	5	—	—	—	µg/L	U	—	GELC
R-14	1288.5	05/12/05	WG	UF	CS	—	Voa	8260	Acetone	—	4.2	—	—	—	µg/L	J	—	GELC
R-14	1288.5	11/03/04	WG	UF	CS	FTB	Voa	8260	Acetone	<	5	—	—	—	µg/L	U	—	GELC
R-14	1288.5	11/03/04	WG	UF	CS	—	Voa	8260	Acetone	<	5	—	—	—	µg/L	U	—	GELC
R-14	1288.5	06/28/06	WG	UF	CS	FTB	Voa	8260	Carbon Disulfide	—	4.93	—	—	1.25	µg/L	J	—	GELC
R-14	1288.5	06/28/06	WG	UF	CS	—	Voa	8260	Carbon Disulfide	<	5	—	—	1.25	µg/L	U	UJ	GELC
R-14	1288.5	01/25/06	WG	UF	CS	FTB	Voa	8260	Carbon Disulfide	<	5	—	—	1.25	µg/L	U	—	GELC
R-14	1288.5	01/25/06	WG	UF	CS	—	Voa	8260	Carbon Disulfide	—	1.95	—	—	1.25	µg/L	J	—	GELC
R-14	1288.5	05/12/05	WG	UF	CS	FTB	Voa	8260	Carbon Disulfide	<	5	—	—	—	µg/L	U	—	GELC
R-14	1288.5	05/12/05	WG	UF	CS	—	Voa	8260	Carbon Disulfide	<	5	—	—	—	µg/L	U	—	GELC
R-14	1288.5	11/03/04	WG	UF	CS	FTB	Voa	8260	Carbon Disulfide	<	5	—	—	—	µg/L	U	—	GELC
R-14	1288.5	11/03/04	WG	UF	CS	—	Voa	8260	Carbon Disulfide	<	5	—	—	—	µg/L	U	—	GELC
R-15	958.6	07/03/06	WG	UF	CS	—	Hexp	8321	Nitrotoluene[3-]	—	0.184	—	—	0.143	µg/L	J	J, J+	GELC
R-15	958.6	01/30/06	WG	UF	CS	—	Hexp	8321	Nitrotoluene[3-]	>	0.325	—	—	0.143	µg/L	U	UJ	GELC

Table D-1 (continued)

Location	Depth (ft)	Date	Fid Matrix	Fid Prep	Lab Sample Type	Fid QC	Suite	Method	Analyte	Symbol	Result	1-sigma TPU	MDA	MDL	Units	Lab Qual	Indep Qual	Lab
R-15	958.6	06/10/04	WG	UF	CS	FD	Hexp	8330	Nitrotoluene[3-]	<	0.32	—	—	0.32	µg/L	U	—	GELC
R-15	958.6	06/10/04	WG	UF	CS	—	Hexp	8330	Nitrotoluene[3-]	<	0.32	—	—	0.32	µg/L	U	—	GELC
R-15	958.6	10/10/00	WG	UF	CS	NA	Hexp	8330	Nitrotoluene[3-]	<	10	—	—	0.23	µg/L	U	U	STSL
R-15	958.6	07/03/06	WG	F	CS	—	Inorg	310.1	Alkalinity-CO3+HCO3	—	55.7	—	—	0.725	mg/L	—	—	GELC
R-15	958.6	01/30/06	WG	F	CS	—	Inorg	310.1	Alkalinity-CO3+HCO3	—	53.1	—	—	1.45	mg/L	—	—	GELC
R-15	958.6	08/31/05	WG	F	CS	—	Inorg	310.1	Alkalinity-CO3+HCO3	—	52.1	—	—	1.45	mg/L	—	—	GELC
R-15	958.6	05/25/05	WG	F	CS	FD	Inorg	310.1	Alkalinity-CO3+HCO3	—	54.7	—	—	1.45	mg/L	—	—	GELC
R-15	958.6	05/25/05	WG	F	CS	—	Inorg	310.1	Alkalinity-CO3+HCO3	—	53.6	—	—	1.45	mg/L	—	—	GELC
R-15	958.6	07/03/06	WG	UF	CS	—	Inorg	310.1	Alkalinity-CO3+HCO3	—	54.8	—	—	0.725	mg/L	—	—	GELC
R-15	958.6	08/31/05	WG	UF	CS	—	Inorg	310.1	Alkalinity-CO3+HCO3	—	49	—	—	1.45	mg/L	—	—	GELC
R-15	958.6	05/25/05	WG	UF	CS	FD	Inorg	310.1	Alkalinity-CO3+HCO3	—	51.5	—	—	1.45	mg/L	—	—	GELC
R-15	958.6	05/25/05	WG	UF	CS	—	Inorg	310.1	Alkalinity-CO3+HCO3	—	53.6	—	—	1.45	mg/L	—	—	GELC
R-15	958.6	06/10/04	WG	UF	CS	FD	Inorg	310.1	Alkalinity-CO3+HCO3	—	48.8	—	—	1.45	mg/L	—	—	GELC
R-15	958.6	06/10/04	WG	UF	CS	—	Inorg	310.1	Alkalinity-CO3+HCO3	—	48.8	—	—	1.45	mg/L	—	—	GELC

Table D-1 (continued)

Location	Depth (ft)	Date	Fid Matrix	Fid Prep	Lab Sample Type	Fid QC	Suite	Method	Analyte	Symbol	Result	1-sigma TPU	MDA	MDL	Units	Lab Qual	Indep Qual	Lab
R-15	958.6	06/10/04	WG	UF	DUP	—	Inorg	310.1	Alkalinity-CO3+HCO3	—	48.8	—	—	1.45	mg/L	—	—	GELC
R-15	958.6	07/03/06	WG	F	CS	—	Inorg	350.1	Ammonia as Nitrogen	—	0.08	—	—	0.01	mg/L	—	—	GELC
R-15	958.6	07/03/06	WG	UF	CS	—	Inorg	350.1	Ammonia as Nitrogen	—	0.022	—	—	0.01	mg/L	J	JN-	GELC
R-15	958.6	01/30/06	WG	UF	CS	—	Inorg	350.1	Ammonia as Nitrogen	<	0.05	—	—	0.05	mg/L	U	R, UJ	GELC
R-15	958.6	12/15/03	WG	UF	CS	FD	Inorg	350.1	Ammonia as Nitrogen	<	0.024	—	—	0.024	mg/L	U	—	GELC
R-15	958.6	12/15/03	WG	UF	CS	—	Inorg	350.1	Ammonia as Nitrogen	<	0.024	—	—	0.024	mg/L	U	—	GELC
R-15	958.6	07/03/06	WG	F	CS	—	Inorg	6010	Calcium	—	14.2	—	—	0.036	mg/L	—	—	GELC
R-15	958.6	01/30/06	WG	F	CS	—	Inorg	6010	Calcium	—	14.6	—	—	0.036	mg/L	N	J-	GELC
R-15	958.6	08/31/05	WG	F	CS	—	Inorg	6010	Calcium	—	14.2	—	—	0.036	mg/L	—	—	GELC
R-15	958.6	05/25/05	WG	F	CS	FD	Inorg	6010	Calcium	—	14.2	—	—	0.036	mg/L	—	—	GELC
R-15	958.6	05/25/05	WG	F	CS	—	Inorg	6010	Calcium	—	14.1	—	—	0.036	mg/L	—	—	GELC
R-15	958.6	07/03/06	WG	UF	CS	—	Inorg	6010	Calcium	—	14.3	—	—	0.036	mg/L	—	—	GELC
R-15	958.6	01/30/06	WG	UF	CS	—	Inorg	6010	Calcium	—	14.2	—	—	0.036	mg/L	N	J-	GELC
R-15	958.6	08/31/05	WG	UF	CS	—	Inorg	6010	Calcium	—	13.7	—	—	0.036	mg/L	—	—	GELC

Table D-1 (continued)

Location	Depth (ft)	Date	Fid Matrix	Fid Prep	Lab Sample Type	Fid QC	Suite	Method	Analyte	Symbol	Result	1-sigma TPU	MDA	MDL	Units	Lab Qual	Indep Qual	Lab
R-15	958.6	05/25/05	WG	UF	CS	FD	Inorg	6010	Calcium	—	14.5	—	—	0.036	mg/L	—	—	GELC
R-15	958.6	05/25/05	WG	UF	CS	—	Inorg	6010	Calcium	—	14	—	—	0.036	mg/L	—	—	GELC
R-15	958.6	07/03/06	WG	UF	CS	—	Inorg	410.4	Chemical Oxygen Demand	—	130	—	—	4.45	mg/L	—	—	GELC
R-15	958.6	07/03/06	WG	F	CS	—	Inorg	300	Chloride	—	4.12	—	—	0.066	mg/L	—	—	GELC
R-15	958.6	01/30/06	WG	F	CS	—	Inorg	300	Chloride	—	4.38	—	—	0.053	mg/L	—	—	GELC
R-15	958.6	08/31/05	WG	F	CS	—	Inorg	300	Chloride	—	4.43	—	—	0.053	mg/L	—	—	GELC
R-15	958.6	05/25/05	WG	F	CS	FD	Inorg	300	Chloride	—	4.39	—	—	0.053	mg/L	—	—	GELC
R-15	958.6	05/25/05	WG	F	CS	—	Inorg	300	Chloride	—	4.34	—	—	0.053	mg/L	—	—	GELC
R-15	958.6	07/03/06	WG	UF	CS	—	Inorg	300	Chloride	—	4.16	—	—	0.066	mg/L	—	—	GELC
R-15	958.6	08/31/05	WG	UF	CS	—	Inorg	300	Chloride	—	4.38	—	—	0.053	mg/L	—	—	GELC
R-15	958.6	05/25/05	WG	UF	CS	FD	Inorg	300	Chloride	—	4.51	—	—	0.053	mg/L	—	—	GELC
R-15	958.6	05/25/05	WG	UF	CS	—	Inorg	300	Chloride	—	4.5	—	—	0.053	mg/L	—	—	GELC
R-15	958.6	06/10/04	WG	UF	CS	FD	Inorg	300	Chloride	—	4.7	—	—	0.0322	mg/L	—	—	GELC
R-15	958.6	06/10/04	WG	UF	CS	—	Inorg	300	Chloride	—	4.77	—	—	0.0322	mg/L	—	—	GELC

Table D-1 (continued)

Location	Depth (ft)	Date	Fid Matrix	Fid Prep	Lab Sample Type	Fid QC	Suite	Method	Analyte	Symbol	Result	1-sigma TPU	MDA	MDL	Units	Lab Qual	Indep Qual	Lab
R-15	958.6	06/10/04	WG	UF	DUP	—	Inorg	300	Chloride	—	4.73	—	—	0.0322	mg/L	—	—	GELC
R-15	958.6	07/03/06	WG	F	CS	—	Inorg	300	Fluoride	—	0.242	—	—	0.033	mg/L	—	—	GELC
R-15	958.6	01/30/06	WG	F	CS	—	Inorg	300	Fluoride	—	0.252	—	—	0.03	mg/L	—	J+	GELC
R-15	958.6	08/31/05	WG	F	CS	—	Inorg	300	Fluoride	—	0.212	—	—	0.03	mg/L	—	—	GELC
R-15	958.6	05/25/05	WG	F	CS	FD	Inorg	300	Fluoride	—	0.202	—	—	0.03	mg/L	—	—	GELC
R-15	958.6	05/25/05	WG	F	CS	—	Inorg	300	Fluoride	—	0.2	—	—	0.03	mg/L	—	—	GELC
R-15	958.6	07/03/06	WG	UF	CS	—	Inorg	300	Fluoride	—	0.23	—	—	0.033	mg/L	—	—	GELC
R-15	958.6	08/31/05	WG	UF	CS	—	Inorg	300	Fluoride	—	0.199	—	—	0.03	mg/L	—	—	GELC
R-15	958.6	05/25/05	WG	UF	CS	FD	Inorg	300	Fluoride	—	0.199	—	—	0.03	mg/L	—	—	GELC
R-15	958.6	05/25/05	WG	UF	CS	—	Inorg	300	Fluoride	—	0.195	—	—	0.03	mg/L	—	—	GELC
R-15	958.6	06/10/04	WG	UF	CS	FD	Inorg	300	Fluoride	—	0.326	—	—	0.0553	mg/L	—	—	GELC
R-15	958.6	06/10/04	WG	UF	CS	—	Inorg	300	Fluoride	—	0.264	—	—	0.0553	mg/L	—	—	GELC
R-15	958.6	06/10/04	WG	UF	DUP	—	Inorg	300	Fluoride	—	0.267	—	—	0.0553	mg/L	—	—	GELC
R-15	958.6	07/03/06	WG	F	CS	—	Inorg	A2340	Hardness	—	51.4	—	—	0.085	mg/L	—	—	GELC

Table D-1 (continued)

Location	Depth (ft)	Date	Fid Matrix	Fid Prep	Lab Sample Type	Fid QC	Suite	Method	Analyte	Symbol	Result	1-sigma TPU	MDA	MDL	Units	Lab Qual	Indep Qual	Lab
R-15	958.6	01/30/06	WG	F	CS	—	Inorg	A2340	Hardness	—	53.2	—	—	0.085	mg/L	—	—	GELC
R-15	958.6	08/31/05	WG	F	CS	—	Inorg	A2340	Hardness	—	51.5	—	—	0.085	mg/L	—	—	GELC
R-15	958.6	05/25/05	WG	F	CS	FD	Inorg	A2340	Hardness	—	51.7	—	—	0.085	mg/L	—	—	GELC
R-15	958.6	05/25/05	WG	F	CS	—	Inorg	A2340	Hardness	—	51.2	—	—	0.085	mg/L	—	—	GELC
R-15	958.6	07/03/06	WG	UF	CS	—	Inorg	A2340	Hardness	—	51.6	—	—	0.085	mg/L	—	—	GELC
R-15	958.6	01/30/06	WG	UF	CS	—	Inorg	A2340	Hardness	—	51.6	—	—	0.085	mg/L	—	—	GELC
R-15	958.6	08/31/05	WG	UF	CS	—	Inorg	A2340	Hardness	—	49.7	—	—	0.085	mg/L	—	—	GELC
R-15	958.6	05/25/05	WG	UF	CS	FD	Inorg	A2340	Hardness	—	52.6	—	—	0.085	mg/L	—	—	GELC
R-15	958.6	05/25/05	WG	UF	CS	—	Inorg	A2340	Hardness	—	50.7	—	—	0.085	mg/L	—	—	GELC
R-15	958.6	07/03/06	WG	F	CS	—	Inorg	6010	Magnesium	—	3.86	—	—	0.085	mg/L	—	—	GELC
R-15	958.6	01/30/06	WG	F	CS	—	Inorg	6010	Magnesium	—	4.07	—	—	0.085	mg/L	—	—	GELC
R-15	958.6	08/31/05	WG	F	CS	—	Inorg	6010	Magnesium	—	3.88	—	—	0.085	mg/L	—	—	GELC
R-15	958.6	05/25/05	WG	F	CS	FD	Inorg	6010	Magnesium	—	3.91	—	—	0.085	mg/L	—	—	GELC
R-15	958.6	05/25/05	WG	F	CS	—	Inorg	6010	Magnesium	—	3.88	—	—	0.085	mg/L	—	—	GELC

Table D-1 (continued)

Location	Depth (ft)	Date	Fid Matrix	Fid Prep	Lab Sample Type	Fid QC	Suite	Method	Analyte	Symbol	Result	1-sigma TPU	MDA	MDL	Units	Lab Qual	Indep Qual	Lab
R-15	958.6	07/03/06	WG	UF	CS	—	Inorg	6010	Magnesium	—	3.87	—	—	0.085	mg/L	—	—	GELC
R-15	958.6	01/30/06	WG	UF	CS	—	Inorg	6010	Magnesium	—	3.93	—	—	0.085	mg/L	—	—	GELC
R-15	958.6	08/31/05	WG	UF	CS	—	Inorg	6010	Magnesium	—	3.75	—	—	0.085	mg/L	—	—	GELC
R-15	958.6	05/25/05	WG	UF	CS	FD	Inorg	6010	Magnesium	—	3.97	—	—	0.085	mg/L	—	—	GELC
R-15	958.6	05/25/05	WG	UF	CS	—	Inorg	6010	Magnesium	—	3.82	—	—	0.085	mg/L	—	—	GELC
R-15	958.6	07/03/06	WG	F	CS	—	Inorg	353.1	Nitrate-Nitrite as N	—	2.32	—	—	0.014	mg/L	—	—	GELC
R-15	958.6	01/30/06	WG	F	CS	—	Inorg	353.1	Nitrate-Nitrite as N	—	2.26	—	—	0.017	mg/L	—	—	GELC
R-15	958.6	08/31/05	WG	F	CS	—	Inorg	353.1	Nitrate-Nitrite as N	—	2.43	—	—	0.017	mg/L	—	—	GELC
R-15	958.6	05/25/05	WG	F	CS	FD	Inorg	353.1	Nitrate-Nitrite as N	—	2.32	—	—	0.003	mg/L	—	—	GELC
R-15	958.6	05/25/05	WG	F	CS	—	Inorg	353.1	Nitrate-Nitrite as N	—	2.3	—	—	0.003	mg/L	—	—	GELC
R-15	958.6	07/03/06	WG	UF	CS	—	Inorg	353.1	Nitrate-Nitrite as N	—	2.48	—	—	0.014	mg/L	—	—	GELC
R-15	958.6	05/25/05	WG	UF	CS	FD	Inorg	353.1	Nitrate-Nitrite as N	—	2.24	—	—	0.003	mg/L	—	—	GELC
R-15	958.6	05/25/05	WG	UF	CS	—	Inorg	353.1	Nitrate-Nitrite as N	—	2.28	—	—	0.003	mg/L	—	—	GELC
R-15	958.6	06/10/04	WG	UF	CS	FD	Inorg	353.1	Nitrate-Nitrite as N	—	2.5	—	—	0.02	mg/L	—	—	GELC

Table D-1 (continued)

Location	Depth (ft)	Date	Fid Matrix	Fid Prep	Lab Sample Type	Fid QC	Suite	Method	Analyte	Symbol	Result	1-sigma TPU	MDA	MDL	Units	Lab Qual	Indep Qual	Lab
R-15	958.6	06/10/04	WG	UF	CS	—	Inorg	353.1	Nitrate-Nitrite as N	—	2.25	—	—	0.01	mg/L	—	—	GELC
R-15	958.6	06/10/04	WG	UF	DUP	—	Inorg	353.1	Nitrate-Nitrite as N	—	2.25	—	—	0.01	mg/L	—	—	GELC
R-15	958.6	12/15/03	WG	UF	CS	FD	Inorg	353.1	Nitrate-Nitrite as N	—	2.49	—	—	0.01	mg/L	—	—	GELC
R-15	958.6	12/15/03	WG	UF	CS	—	Inorg	353.1	Nitrate-Nitrite as N	—	2.53	—	—	0.01	mg/L	—	—	GELC
R-15	958.6	07/03/06	WG	F	CS	—	Inorg	314.0	Perchlorate	—	6.55	—	—	4	µg/L	J	—	GELC
R-15	958.6	07/03/06	WG	F	CS	—	Inorg	6850	Perchlorate	—	6.08	—	—	0.5	µg/L	—	J	GELC
R-15	958.6	01/30/06	WG	F	CS	—	Inorg	314.0	Perchlorate	—	6.54	—	—	4	µg/L	J	—	GELC
R-15	958.6	01/30/06	WG	F	CS	—	Inorg	6850	Perchlorate	—	5.47	—	—	0.5	µg/L	—	J	GELC
R-15	958.6	08/31/05	WG	F	CS	—	Inorg	6850	Perchlorate	—	6.82	—	—	0.5	µg/L	H	J	GELC
R-15	958.6	08/31/05	WG	F	CS	—	Inorg	314.0	Perchlorate	—	6.92	—	—	4	µg/L	J	—	GELC
R-15	958.6	05/25/05	WG	F	CS	FD	Inorg	314.0	Perchlorate	—	5.83	—	—	4	µg/L	J	—	GELC
R-15	958.6	05/25/05	WG	F	CS	FD	Inorg	6850	Perchlorate	—	6.17	—	—	0.5	µg/L	—	J	GELC
R-15	958.6	05/25/05	WG	F	CS	—	Inorg	314.0	Perchlorate	—	5.7	—	—	4	µg/L	J	—	GELC
R-15	958.6	05/25/05	WG	F	CS	—	Inorg	6850	Perchlorate	—	6.39	—	—	0.5	µg/L	—	J	GELC

Table D-1 (continued)

Location	Depth (ft)	Date	Fid Matrix	Fid Prep	Lab Sample Type	Fid QC	Suite	Method	Analyte	Symbol	Result	1-sigma TPU	MDA	MDL	Units	Lab Qual	Indep Qual	Lab
R-15	958.6	06/10/04	WG	UF	CS	FD	Inorg	314.0	Perchlorate	—	6.38	—	—	4	µg/L	J	—	GELC
R-15	958.6	06/10/04	WG	UF	CS	FD	Inorg	6850	Perchlorate	—	5.56	—	—	0.5	µg/L	—	—	GELC
R-15	958.6	06/10/04	WG	UF	CS	—	Inorg	314.0	Perchlorate	—	6.15	—	—	4	µg/L	J	—	GELC
R-15	958.6	06/10/04	WG	UF	CS	—	Inorg	6850	Perchlorate	—	6.03	—	—	0.5	µg/L	—	—	GELC
R-15	958.6	12/15/03	WG	UF	CS	FD	Inorg	314.0	Perchlorate	—	4.85	—	—	4	µg/L	J	—	GELC
R-15	958.6	12/15/03	WG	UF	CS	—	Inorg	314.0	Perchlorate	—	4.77	—	—	4	µg/L	J	—	GELC
R-15	958.6	12/15/03	WG	UF	DUP	—	Inorg	314.0	Perchlorate	—	4.86	—	—	4	µg/L	J	—	GELC
R-15	958.6	12/15/03	WG	UF	RE	FD	Inorg	6850	Perchlorate	—	4.71	—	—	0.25	µg/L	H	J	GELC
R-15	958.6	12/15/03	WG	UF	RE	—	Inorg	6850	Perchlorate	—	4.55	—	—	0.25	µg/L	H	J	GELC
R-15	958.6	12/15/03	WG	UF	RED P	FD	Inorg	6850	Perchlorate	—	4.83	—	—	0.5	µg/L	H	J+	GELC
R-15	958.6	12/15/03	WG	UF	RED P	—	Inorg	6850	Perchlorate	—	4.71	—	—	0.5	µg/L	H	J+	GELC
R-15	958.6	10/10/00	WG	UF	CS	NA	Inorg	300	Perchlorate	<	3.17	—	—	—	µg/L	J	U	GELC
R-15	958.6	02/24/00	WG	UF	CS	NA	Inorg	300	Perchlorate	—	3.45	—	—	—	µg/L	J	J	GELC
R-15	958.6	07/03/06	WG	F	CS	—	Inorg	6010	Potassium	—	1.77	—	—	0.05	mg/L	—	—	GELC

Table D-1 (continued)

Location	Depth (ft)	Date	Fid Matrix	Fid Prep	Lab Sample Type	Fid QC	Suite	Method	Analyte	Symbol	Result	1-sigma TPU	MDA	MDL	Units	Lab Qual	Indep Qual	Lab
R-15	958.6	01/30/06	WG	F	CS	—	Inorg	6010	Potassium	—	1.78	—	—	0.05	mg/L	—	—	GELC
R-15	958.6	08/31/05	WG	F	CS	—	Inorg	6010	Potassium	—	1.72	—	—	0.05	mg/L	—	—	GELC
R-15	958.6	05/25/05	WG	F	CS	FD	Inorg	6010	Potassium	—	1.92	—	—	0.05	mg/L	—	—	GELC
R-15	958.6	05/25/05	WG	F	CS	—	Inorg	6010	Potassium	—	1.9	—	—	0.05	mg/L	—	—	GELC
R-15	958.6	07/03/06	WG	UF	CS	—	Inorg	6010	Potassium	—	1.76	—	—	0.05	mg/L	—	—	GELC
R-15	958.6	01/30/06	WG	UF	CS	—	Inorg	6010	Potassium	—	1.74	—	—	0.05	mg/L	—	—	GELC
R-15	958.6	08/31/05	WG	UF	CS	—	Inorg	6010	Potassium	—	1.68	—	—	0.05	mg/L	—	—	GELC
R-15	958.6	05/25/05	WG	UF	CS	FD	Inorg	6010	Potassium	—	1.94	—	—	0.05	mg/L	—	—	GELC
R-15	958.6	05/25/05	WG	UF	CS	—	Inorg	6010	Potassium	—	1.87	—	—	0.05	mg/L	—	—	GELC
R-15	958.6	07/03/06	WG	F	CS	—	Inorg	6010	Silicon Dioxide	—	71.8	—	—	0.032	mg/L	—	—	GELC
R-15	958.6	01/30/06	WG	F	CS	—	Inorg	6010	Silicon Dioxide	—	73.9	—	—	0.032	mg/L	N*	J, J+	GELC
R-15	958.6	08/31/05	WG	F	CS	—	Inorg	6010	Silicon Dioxide	—	72.5	—	—	0.032	mg/L	—	—	GELC
R-15	958.6	05/25/05	WG	F	CS	FD	Inorg	6010	Silicon Dioxide	—	71.8	—	—	0.032	mg/L	—	J-	GELC
R-15	958.6	05/25/05	WG	F	CS	—	Inorg	6010	Silicon Dioxide	—	71.4	—	—	0.032	mg/L	—	J-	GELC

Table D-1 (continued)

Location	Depth (ft)	Date	Fid Matrix	Fid Prep	Lab Sample Type	Fid QC	Suite	Method	Analyte	Symbol	Result	1-sigma TPU	MDA	MDL	Units	Lab Qual	Indep Qual	Lab
R-15	958.6	07/03/06	WG	UF	CS	—	Inorg	6010	Silicon Dioxide	—	72.1	—	—	0.032	mg/L	—	—	GELC
R-15	958.6	01/30/06	WG	UF	CS	—	Inorg	6010	Silicon Dioxide	—	72.5	—	—	0.032	mg/L	N*	J, J+	GELC
R-15	958.6	08/31/05	WG	UF	CS	—	Inorg	6010	Silicon Dioxide	—	69.8	—	—	0.032	mg/L	—	—	GELC
R-15	958.6	05/25/05	WG	UF	CS	FD	Inorg	6010	Silicon Dioxide	—	72.3	—	—	0.032	mg/L	—	J-	GELC
R-15	958.6	05/25/05	WG	UF	CS	—	Inorg	6010	Silicon Dioxide	—	69.9	—	—	0.032	mg/L	—	J-	GELC
R-15	958.6	07/03/06	WG	F	CS	—	Inorg	6010	Sodium	—	10.9	—	—	0.045	mg/L	—	—	GELC
R-15	958.6	01/30/06	WG	F	CS	—	Inorg	6010	Sodium	—	11.1	—	—	0.045	mg/L	—	J	GELC
R-15	958.6	08/31/05	WG	F	CS	—	Inorg	6010	Sodium	—	10.6	—	—	0.045	mg/L	—	—	GELC
R-15	958.6	05/25/05	WG	F	CS	FD	Inorg	6010	Sodium	—	11.3	—	—	0.045	mg/L	—	—	GELC
R-15	958.6	05/25/05	WG	F	CS	—	Inorg	6010	Sodium	—	11.3	—	—	0.045	mg/L	—	—	GELC
R-15	958.6	07/03/06	WG	UF	CS	—	Inorg	6010	Sodium	—	10.8	—	—	0.045	mg/L	—	—	GELC
R-15	958.6	01/30/06	WG	UF	CS	—	Inorg	6010	Sodium	—	10.7	—	—	0.045	mg/L	—	J	GELC
R-15	958.6	08/31/05	WG	UF	CS	—	Inorg	6010	Sodium	—	10.2	—	—	0.045	mg/L	—	—	GELC
R-15	958.6	05/25/05	WG	UF	CS	FD	Inorg	6010	Sodium	—	11.5	—	—	0.045	mg/L	—	—	GELC

Table D-1 (continued)

Location	Depth (ft)	Date	Fid Matrix	Fid Prep	Lab Sample Type	Fid QC	Suite	Method	Analyte	Symbol	Result	1-sigma TPU	MDA	MDL	Units	Lab Qual	Indep Qual	Lab
R-15	958.6	05/25/05	WG	UF	CS	—	Inorg	6010	Sodium	—	11.1	—	—	0.045	mg/L	—	—	GELC
R-15	958.6	07/03/06	WG	F	CS	—	Inorg	120.1	Specific Conductance	—	157	—	—	1	uS/cm	—	—	GELC
R-15	958.6	01/30/06	WG	F	CS	—	Inorg	120.1	Specific Conductance	—	144	—	—	1	uS/cm	—	—	GELC
R-15	958.6	08/31/05	WG	F	CS	—	Inorg	120.1	Specific Conductance	—	142	—	—	1	uS/cm	—	—	GELC
R-15	958.6	05/25/05	WG	F	CS	FD	Inorg	9050	Specific Conductance	—	157	—	—	1	uS/cm	—	—	GELC
R-15	958.6	05/25/05	WG	F	CS	—	Inorg	9050	Specific Conductance	—	154	—	—	1	uS/cm	—	—	GELC
R-15	958.6	07/03/06	WG	UF	CS	—	Inorg	120.1	Specific Conductance	—	157	—	—	1	uS/cm	—	—	GELC
R-15	958.6	08/31/05	WG	UF	CS	—	Inorg	120.1	Specific Conductance	—	142	—	—	1	uS/cm	—	—	GELC
R-15	958.6	05/25/05	WG	UF	CS	FD	Inorg	9050	Specific Conductance	—	155	—	—	1	uS/cm	—	—	GELC
R-15	958.6	05/25/05	WG	UF	CS	—	Inorg	9050	Specific Conductance	—	155	—	—	1	uS/cm	—	—	GELC
R-15	958.6	07/03/06	WG	F	CS	—	Inorg	300	Sulfate	—	5.97	—	—	0.1	mg/L	—	—	GELC
R-15	958.6	01/30/06	WG	F	CS	—	Inorg	300	Sulfate	—	6.4	—	—	0.057	mg/L	—	—	GELC
R-15	958.6	08/31/05	WG	F	CS	—	Inorg	300	Sulfate	—	6.43	—	—	0.057	mg/L	—	—	GELC
R-15	958.6	05/25/05	WG	F	CS	FD	Inorg	300	Sulfate	—	6.69	—	—	0.057	mg/L	—	—	GELC

Table D-1 (continued)

Location	Depth (ft)	Date	Fid Matrix	Fid Prep	Lab Sample Type	Fid QC	Suite	Method	Analyte	Symbol	Result	1-sigma TPU	MDA	MDL	Units	Lab Qual	Indep Qual	Lab
R-15	958.6	05/25/05	WG	F	CS	—	Inorg	300	Sulfate	—	6.64	—	—	0.057	mg/L	—	—	GELC
R-15	958.6	07/03/06	WG	UF	CS	—	Inorg	300	Sulfate	—	5.8	—	—	0.1	mg/L	—	—	GELC
R-15	958.6	08/31/05	WG	UF	CS	—	Inorg	300	Sulfate	—	6.47	—	—	0.057	mg/L	—	—	GELC
R-15	958.6	05/25/05	WG	UF	CS	FD	Inorg	300	Sulfate	—	6.93	—	—	0.057	mg/L	—	—	GELC
R-15	958.6	05/25/05	WG	UF	CS	—	Inorg	300	Sulfate	—	6.79	—	—	0.057	mg/L	—	—	GELC
R-15	958.6	06/10/04	WG	UF	CS	FD	Inorg	300	Sulfate	—	6.86	—	—	0.193	mg/L	—	—	GELC
R-15	958.6	06/10/04	WG	UF	CS	—	Inorg	300	Sulfate	—	6.89	—	—	0.193	mg/L	—	—	GELC
R-15	958.6	06/10/04	WG	UF	DUP	—	Inorg	300	Sulfate	—	6.8	—	—	0.193	mg/L	—	—	GELC
R-15	958.6	07/03/06	WG	UF	CS	—	Inorg	160.2	Suspended Sediment Concentration	<	2.85	—	—	2.85	mg/L	U	—	GELC
R-15	958.6	07/03/06	WG	UF	CS	—	Inorg	160.2	Suspended Sediment Concentration	—	1.25	—	—	0.713	mg/L	J	—	GELC
R-15	958.6	08/31/05	WG	UF	CS	—	Inorg	160.2	Suspended Sediment Concentration	—	1.15	—	—	0.597	mg/L	J	—	GELC
R-15	958.6	05/25/05	WG	UF	CS	FD	Inorg	160.2	Suspended Sediment Concentration	<	2.28	—	—	2.28	mg/L	U	—	GELC
R-15	958.6	05/25/05	WG	UF	CS	—	Inorg	160.2	Suspended Sediment	<	2.28	—	—	2.28	mg/L	U	—	GELC

Table D-1 (continued)

Location	Depth (ft)	Date	Fid Matrix	Fid Prep	Lab Sample Type	Fid QC	Suite	Method	Analyte	Symbol	Result	1-sigma TPU	MDA	MDL	Units	Lab Qual	Indep Qual	Lab
									Concentration									
R-15	958.6	05/25/05	WG	UF	RE	—	Inorg	160.2	Suspended Sediment Concentration	<	2.28	—	—	2.28	mg/L	U	—	GELC
R-15	958.6	07/03/06	WG	F	CS	—	Inorg	160.1	Total Dissolved Solids	—	150	—	—	2.38	mg/L	—	—	GELC
R-15	958.6	01/30/06	WG	F	CS	—	Inorg	160.1	Total Dissolved Solids	—	186	—	—	2.38	mg/L	—	—	GELC
R-15	958.6	08/31/05	WG	F	CS	—	Inorg	160.1	Total Dissolved Solids	—	159	—	—	2.38	mg/L	—	—	GELC
R-15	958.6	05/25/05	WG	F	CS	FD	Inorg	160.1	Total Dissolved Solids	—	161	—	—	2.38	mg/L	—	—	GELC
R-15	958.6	05/25/05	WG	F	CS	—	Inorg	160.1	Total Dissolved Solids	—	158	—	—	2.38	mg/L	—	—	GELC
R-15	958.6	07/03/06	WG	UF	CS	—	Inorg	160.1	Total Dissolved Solids	—	154	—	—	2.38	mg/L	—	—	GELC
R-15	958.6	08/31/05	WG	UF	CS	—	Inorg	160.1	Total Dissolved Solids	—	158	—	—	2.38	mg/L	—	—	GELC
R-15	958.6	05/25/05	WG	UF	CS	FD	Inorg	160.1	Total Dissolved Solids	—	146	—	—	2.38	mg/L	—	—	GELC
R-15	958.6	05/25/05	WG	UF	CS	—	Inorg	160.1	Total Dissolved Solids	—	150	—	—	2.38	mg/L	—	—	GELC
R-15	958.6	06/10/04	WG	UF	CS	FD	Inorg	160.1	Total Dissolved Solids	—	149	—	—	3.07	mg/L	—	—	GELC
R-15	958.6	06/10/04	WG	UF	CS	—	Inorg	160.1	Total Dissolved Solids	—	148	—	—	6.13	mg/L	—	—	GELC

Table D-1 (continued)

Location	Depth (ft)	Date	Fid Matrix	Fid Prep	Lab Sample Type	Fid QC	Suite	Method	Analyte	Symbol	Result	1-sigma TPU	MDA	MDL	Units	Lab Qual	Indep Qual	Lab
R-15	958.6	06/10/04	WG	UF	DUP	—	Inorg	160.1	Total Dissolved Solids	—	148	—	—	6.13	mg/L	—	—	GELC
R-15	958.6	07/03/06	WG	F	CS	—	Inorg	351.2	Total Kjeldahl Nitrogen	—	0.032	—	—	0.01	mg/L	J	JN-	GELC
R-15	958.6	05/22/01	WG	F	CS	NA	Inorg	351.2	Total Kjeldahl Nitrogen	<	0.0001	—	—	—	mg/L	U	U	RECRAP
R-15	958.6	02/15/01	WG	F	CS	NA	Inorg	351.2	Total Kjeldahl Nitrogen	<	0.1	—	—	—	mg/L	U	U	LVLI
R-15	958.6	10/10/00	WG	F	CS	NA	Inorg	351.2	Total Kjeldahl Nitrogen	—	0.55	—	—	—	mg/L	—	NQ	KA
R-15	958.6	07/03/06	WG	UF	CS	—	Inorg	351.2	Total Kjeldahl Nitrogen	—	0.091	—	—	0.01	mg/L	J	—	GELC
R-15	958.6	01/30/06	WG	UF	CS	—	Inorg	351.2	Total Kjeldahl Nitrogen	<	0.123	—	—	0.01	mg/L	—	U	GELC
R-15	958.6	08/31/05	WG	UF	CS	—	Inorg	351.2	Total Kjeldahl Nitrogen	<	0.01	—	—	0.01	mg/L	U	—	GELC
R-15	958.6	05/25/05	WG	UF	CS	FD	Inorg	351.2	Total Kjeldahl Nitrogen	<	0.01	—	—	0.01	mg/L	U	UJ	GELC
R-15	958.6	05/25/05	WG	UF	CS	—	Inorg	351.2	Total Kjeldahl Nitrogen	<	0.01	—	—	0.01	mg/L	U	UJ	GELC
R-15	958.6	07/03/06	WG	F	CS	—	Inorg	150.1	pH	—	8.1	—	—	0.01	SU	H	J	GELC
R-15	958.6	01/30/06	WG	F	CS	—	Inorg	150.1	pH	—	8.04	—	—	0.01	SU	H	J	GELC
R-15	958.6	08/31/05	WG	F	CS	—	Inorg	150.1	pH	—	7.75	—	—	0.01	SU	H	J	GELC
R-15	958.6	05/25/05	WG	F	CS	FD	Inorg	150.1	pH	—	7.47	—	—	0.01	SU	H	J	GELC

Table D-1 (continued)

Location	Depth (ft)	Date	Fid Matrix	Fid Prep	Lab Sample Type	Fid QC	Suite	Method	Analyte	Symbol	Result	1-sigma TPU	MDA	MDL	Units	Lab Qual	Indep Qual	Lab
R-15	958.6	05/25/05	WG	F	CS	—	Inorg	150.1	pH	—	7.51	—	—	0.01	SU	H	J	GELC
R-15	958.6	07/03/06	WG	UF	CS	—	Inorg	150.1	pH	—	8.1	—	—	0.01	SU	H	J	GELC
R-15	958.6	08/31/05	WG	UF	CS	—	Inorg	150.1	pH	—	7.77	—	—	0.01	SU	H	J	GELC
R-15	958.6	05/25/05	WG	UF	CS	FD	Inorg	150.1	pH	—	7.5	—	—	0.01	SU	H	J	GELC
R-15	958.6	05/25/05	WG	UF	CS	—	Inorg	150.1	pH	—	7.44	—	—	0.01	SU	H	J	GELC
R-15	958.6	07/03/06	WG	F	CS	—	Met	6010	Barium	—	30.3	—	—	1	µg/L	—	—	GELC
R-15	958.6	01/30/06	WG	F	CS	—	Met	6010	Barium	—	30.7	—	—	1	µg/L	—	—	GELC
R-15	958.6	08/31/05	WG	F	CS	—	Met	6010	Barium	—	30	—	—	1	µg/L	—	—	GELC
R-15	958.6	05/25/05	WG	F	CS	FD	Met	6010	Barium	—	30.6	—	—	1	µg/L	—	—	GELC
R-15	958.6	05/25/05	WG	F	CS	—	Met	6010	Barium	—	30.2	—	—	1	µg/L	—	—	GELC
R-15	958.6	07/03/06	WG	UF	CS	—	Met	6010	Barium	—	30.6	—	—	1	µg/L	—	—	GELC
R-15	958.6	01/30/06	WG	UF	CS	—	Met	6010	Barium	—	30.1	—	—	1	µg/L	—	—	GELC
R-15	958.6	08/31/05	WG	UF	CS	—	Met	6010	Barium	—	29.3	—	—	1	µg/L	—	—	GELC
R-15	958.6	05/25/05	WG	UF	CS	FD	Met	6010	Barium	—	31.2	—	—	1	µg/L	—	—	GELC

Table D-1 (continued)

Location	Depth (ft)	Date	Fid Matrix	Fid Prep	Lab Sample Type	Fid QC	Suite	Method	Analyte	Symbol	Result	1-sigma TPU	MDA	MDL	Units	Lab Qual	Indep Qual	Lab
R-15	958.6	05/25/05	WG	UF	CS	—	Met	6010	Barium	—	29.9	—	—	1	µg/L	—	—	GELC
R-15	958.6	07/03/06	WG	F	CS	—	Met	6010	Boron	—	14	—	—	10	µg/L	J	—	GELC
R-15	958.6	01/30/06	WG	F	CS	—	Met	6010	Boron	—	14.6	—	—	10	µg/L	J	—	GELC
R-15	958.6	08/31/05	WG	F	CS	—	Met	6010	Boron	—	13.1	—	—	10	µg/L	J	—	GELC
R-15	958.6	05/25/05	WG	F	CS	FD	Met	6010	Boron	—	11.2	—	—	10	µg/L	J	—	GELC
R-15	958.6	05/25/05	WG	F	CS	—	Met	6010	Boron	—	10.8	—	—	10	µg/L	J	—	GELC
R-15	958.6	07/03/06	WG	UF	CS	—	Met	6010	Boron	—	12.4	—	—	10	µg/L	J	—	GELC
R-15	958.6	01/30/06	WG	UF	CS	—	Met	6010	Boron	—	13.1	—	—	10	µg/L	J	—	GELC
R-15	958.6	08/31/05	WG	UF	CS	—	Met	6010	Boron	—	10.8	—	—	10	µg/L	J	—	GELC
R-15	958.6	05/25/05	WG	UF	CS	FD	Met	6010	Boron	—	14	—	—	10	µg/L	J	—	GELC
R-15	958.6	05/25/05	WG	UF	CS	—	Met	6010	Boron	—	10.5	—	—	10	µg/L	J	—	GELC
R-15	958.6	07/03/06	WG	F	CS	—	Met	6020	Chromium	—	8.1	—	—	1	µg/L	—	—	GELC
R-15	958.6	01/30/06	WG	F	CS	—	Met	6010	Chromium	—	7.7	—	—	1	µg/L	N*	J, J+	GELC
R-15	958.6	08/31/05	WG	F	CS	—	Met	6010	Chromium	>	7.9	—	—	1	µg/L	—	U	GELC

Table D-1 (continued)

Location	Depth (ft)	Date	Fid Matrix	Fid Prep	Lab Sample Type	Fid QC	Suite	Method	Analyte	Symbol	Result	1-sigma TPU	MDA	MDL	Units	Lab Qual	Indep Qual	Lab
R-15	958.6	05/25/05	WG	F	CS	FD	Met	6010	Chromium	—	7.7	—	—	1	µg/L	—	—	GELC
R-15	958.6	05/25/05	WG	F	CS	—	Met	6010	Chromium	—	7.3	—	—	1	µg/L	—	—	GELC
R-15	958.6	07/03/06	WG	UF	CS	—	Met	6020	Chromium	—	8.6	—	—	1	µg/L	—	—	GELC
R-15	958.6	01/30/06	WG	UF	CS	—	Met	6010	Chromium	—	6.9	—	—	1	µg/L	N*	J, J+	GELC
R-15	958.6	08/31/05	WG	UF	CS	—	Met	6010	Chromium	<	7.2	—	—	1	µg/L	—	U	GELC
R-15	958.6	05/25/05	WG	UF	CS	FD	Met	6010	Chromium	—	8	—	—	1	µg/L	—	—	GELC
R-15	958.6	05/25/05	WG	UF	CS	—	Met	6010	Chromium	—	7.5	—	—	1	µg/L	—	—	GELC
R-15	958.6	07/03/06	WG	F	CS	—	Met	6010	Iron	<	18	—	—	18	µg/L	U	—	GELC
R-15	958.6	01/30/06	WG	F	CS	—	Met	6010	Iron	<	18	—	—	18	µg/L	UE*	UJ	GELC
R-15	958.6	08/31/05	WG	F	CS	—	Met	6010	Iron	<	39.2	—	—	18	µg/L	J	U	GELC
R-15	958.6	05/25/05	WG	F	CS	FD	Met	6010	Iron	<	18	—	—	18	µg/L	U	—	GELC
R-15	958.6	05/25/05	WG	F	CS	—	Met	6010	Iron	<	18	—	—	18	µg/L	U	—	GELC
R-15	958.6	07/03/06	WG	UF	CS	—	Met	6010	Iron	—	72.8	—	—	18	µg/L	J	—	GELC
R-15	958.6	01/30/06	WG	UF	CS	—	Met	6010	Iron	—	36.5	—	—	18	µg/L	EJ*	J	GELC

Table D-1 (continued)

Location	Depth (ft)	Date	Fid Matrix	Fid Prep	Lab Sample Type	Fid QC	Suite	Method	Analyte	Symbol	Result	1-sigma TPU	MDA	MDL	Units	Lab Qual	Indep Qual	Lab
R-15	958.6	08/31/05	WG	UF	CS	—	Met	6010	Iron	<	84.7	—	—	18	µg/L	J	U	GELC
R-15	958.6	05/25/05	WG	UF	CS	FD	Met	6010	Iron	—	58.2	—	—	18	µg/L	J	—	GELC
R-15	958.6	05/25/05	WG	UF	CS	—	Met	6010	Iron	—	20.5	—	—	18	µg/L	J	—	GELC
R-15	958.6	07/03/06	WG	F	CS	—	Met	6020	Nickel	—	0.54	—	—	0.5	µg/L	J	—	GELC
R-15	958.6	01/30/06	WG	F	CS	—	Met	6020	Nickel	—	0.79	—	—	0.5	µg/L	J	—	GELC
R-15	958.6	08/31/05	WG	F	CS	—	Met	6020	Nickel	—	1	—	—	0.5	µg/L	J	—	GELC
R-15	958.6	05/25/05	WG	F	CS	FD	Met	6010	Nickel	>	1.5	—	—	1	µg/L	J	U	GELC
R-15	958.6	05/25/05	WG	F	CS	—	Met	6010	Nickel	>	1.9	—	—	1	µg/L	J	U	GELC
R-15	958.6	07/03/06	WG	UF	CS	—	Met	6020	Nickel	—	0.57	—	—	0.5	µg/L	J	—	GELC
R-15	958.6	01/30/06	WG	UF	CS	—	Met	6020	Nickel	—	0.85	—	—	0.5	µg/L	J	—	GELC
R-15	958.6	08/31/05	WG	UF	CS	—	Met	6020	Nickel	—	1.5	—	—	0.5	µg/L	J	—	GELC
R-15	958.6	05/25/05	WG	UF	CS	FD	Met	6010	Nickel	>	3.3	—	—	1	µg/L	J	U	GELC
R-15	958.6	05/25/05	WG	UF	CS	—	Met	6010	Nickel	>	1	—	—	1	µg/L	U	—	GELC
R-15	958.6	07/03/06	WG	F	CS	—	Met	6010	Strontium	—	62.7	—	—	1	µg/L	—	—	GELC

Table D-1 (continued)

Location	Depth (ft)	Date	Fid Matrix	Fid Prep	Lab Sample Type	Fid QC	Suite	Method	Analyte	Symbol	Result	1-sigma TPU	MDA	MDL	Units	Lab Qual	Indep Qual	Lab
R-15	958.6	01/30/06	WG	F	CS	—	Met	6010	Strontium	—	63.8	—	—	1	µg/L	—	—	GELC
R-15	958.6	08/31/05	WG	F	CS	—	Met	6010	Strontium	—	63.7	—	—	1	µg/L	—	—	GELC
R-15	958.6	05/25/05	WG	F	CS	FD	Met	6010	Strontium	—	63.8	—	—	1	µg/L	—	—	GELC
R-15	958.6	05/25/05	WG	F	CS	—	Met	6010	Strontium	—	63.1	—	—	1	µg/L	—	—	GELC
R-15	958.6	07/03/06	WG	UF	CS	—	Met	6010	Strontium	—	63.1	—	—	1	µg/L	—	—	GELC
R-15	958.6	01/30/06	WG	UF	CS	—	Met	6010	Strontium	—	62.2	—	—	1	µg/L	—	—	GELC
R-15	958.6	08/31/05	WG	UF	CS	—	Met	6010	Strontium	—	61.4	—	—	1	µg/L	—	—	GELC
R-15	958.6	05/25/05	WG	UF	CS	FD	Met	6010	Strontium	—	65	—	—	1	µg/L	—	—	GELC
R-15	958.6	05/25/05	WG	UF	CS	—	Met	6010	Strontium	—	62.6	—	—	1	µg/L	—	—	GELC
R-15	958.6	07/03/06	WG	F	CS	—	Met	6020	Uranium	—	0.39	—	—	0.05	µg/L	—	—	GELC
R-15	958.6	01/30/06	WG	F	CS	—	Met	6020	Uranium	—	0.42	—	—	0.05	µg/L	—	—	GELC
R-15	958.6	08/31/05	WG	F	CS	—	Met	6020	Uranium	—	0.45	—	—	0.05	µg/L	—	—	GELC
R-15	958.6	05/22/01	WG	F	CS	NA	Met	6020	Uranium	—	0.375	—	—	—	µg/L	EN	J+	GELC
R-15	958.6	07/03/06	WG	UF	CS	—	Met	6020	Uranium	—	0.41	—	—	0.05	µg/L	—	—	GELC

Table D-1 (continued)

Location	Depth (ft)	Date	Fid Matrix	Fid Prep	Lab Sample Type	Fid QC	Suite	Method	Analyte	Symbol	Result	1-sigma TPU	MDA	MDL	Units	Lab Qual	Indep Qual	Lab
R-15	958.6	01/30/06	WG	UF	CS	—	Met	6020	Uranium	—	0.43	—	—	0.05	µg/L	—	—	GELC
R-15	958.6	08/31/05	WG	UF	CS	—	Met	6020	Uranium	—	0.46	—	—	0.05	µg/L	—	—	GELC
R-15	958.6	06/10/04	WG	UF	CS	FD	Met	6020	Uranium	—	0.414	—	—	0.02	µg/L	—	—	GELC
R-15	958.6	06/10/04	WG	UF	CS	—	Met	6020	Uranium	—	0.422	—	—	0.02	µg/L	—	—	GELC
R-15	958.6	06/10/04	WG	UF	DUP	—	Met	6020	Uranium	—	0.415	—	—	0.02	µg/L	—	—	GELC
R-15	958.6	07/03/06	WG	F	CS	—	Met	6010	Vanadium	—	7.1	—	—	1	µg/L	—	—	GELC
R-15	958.6	01/30/06	WG	F	CS	—	Met	6010	Vanadium	—	7.8	—	—	1	µg/L	—	—	GELC
R-15	958.6	08/31/05	WG	F	CS	—	Met	6010	Vanadium	<	6.6	—	—	1	µg/L	—	U	GELC
R-15	958.6	05/25/05	WG	F	CS	FD	Met	6010	Vanadium	<	6.8	—	—	1	µg/L	—	U	GELC
R-15	958.6	05/25/05	WG	F	CS	—	Met	6010	Vanadium	<	7.1	—	—	1	µg/L	—	U	GELC
R-15	958.6	07/03/06	WG	UF	CS	—	Met	6010	Vanadium	—	7	—	—	1	µg/L	—	—	GELC
R-15	958.6	01/30/06	WG	UF	CS	—	Met	6010	Vanadium	—	6.6	—	—	1	µg/L	—	—	GELC
R-15	958.6	08/31/05	WG	UF	CS	—	Met	6010	Vanadium	<	6.1	—	—	1	µg/L	—	U	GELC
R-15	958.6	05/25/05	WG	UF	CS	FD	Met	6010	Vanadium	>	7.3	—	—	1	µg/L	—	U	GELC

Table D-1 (continued)

Location	Depth (ft)	Date	Fid Matrix	Fid Prep	Lab Sample Type	Fid QC	Suite	Method	Analyte	Symbol	Result	1-sigma TPU	MDA	MDL	Units	Lab Qual	Indep Qual	Lab
R-15	958.6	05/25/05	WG	UF	CS	—	Met	6010	Vanadium	>	6.5	—	—	1	µg/L	—	U	GELC
R-15	958.6	07/03/06	WG	F	CS	—	Rad	H300	Americium-241	—	0.0186	0.0109	0.0489	—	pCi/L	U	U	GELC
R-15	958.6	08/31/05	WG	F	CS	—	Rad	H300	Americium-241	—	-0.0268	0.0159	0.0355	—	pCi/L	U	U	GELC
R-15	958.6	05/25/05	WG	F	CS	FD	Rad	H300	Americium-241	—	0.0116	0.00517	0.036	—	pCi/L	U	U	GELC
R-15	958.6	05/25/05	WG	F	CS	—	Rad	H300	Americium-241	—	-0.00455	0.0134	0.033	—	pCi/L	U	U	GELC
R-15	958.6	05/22/01	WG	F	CS	NA	Rad	H300	Americium-241	—	0.03	0.0145	0.039	—	pCi/L	U	U	PARA
R-15	958.6	07/03/06	WG	UF	CS	—	Rad	H300	Americium-241	—	0.00027 1	0.00613	0.0217	—	pCi/L	U	U	GELC
R-15	958.6	08/31/05	WG	UF	CS	—	Rad	H300	Americium-241	—	-0.0179	0.015	0.0356	—	pCi/L	U	U	GELC
R-15	958.6	05/25/05	WG	UF	CS	FD	Rad	H300	Americium-241	—	0.0137	0.0139	0.036	—	pCi/L	U	U	GELC
R-15	958.6	05/25/05	WG	UF	CS	—	Rad	H300	Americium-241	—	-0.00663	0.0081	0.033	—	pCi/L	U	U	GELC
R-15	958.6	06/10/04	WG	UF	CS	FD	Rad	AS	Americium-241	—	0.005	0.0112	0.044	—	pCi/L	U	U	GELC
R-15	958.6	06/10/04	WG	UF	CS	—	Rad	AS	Americium-241	—	0.0176	0.0115	0.045	—	pCi/L	U	U	GELC
R-15	958.6	06/10/04	WG	UF	DUP	—	Rad	AS	Americium-241	—	0.00788	0.00697	0.047	—	pCi/L	U	—	GELC
R-15	958.6	07/03/06	WG	F	CS	—	Rad	901.1	Cesium-137	—	0.569	1.33	4.25	—	pCi/L	U	U	GELC

Table D-1 (continued)

Location	Depth (ft)	Date	Fid Matrix	Fid Prep	Lab Sample Type	Fid QC	Suite	Method	Analyte	Symbol	Result	1-sigma TPU	MDA	MDL	Units	Lab Qual	Indep Qual	Lab
R-15	958.6	08/31/05	WG	F	CS	—	Rad	901.1	Cesium-137	—	0.802	0.912	3.44	—	pCi/L	U	U	GELC
R-15	958.6	05/25/05	WG	F	CS	FD	Rad	901.1	Cesium-137	—	0.0677	0.667	2.36	—	pCi/L	U	U	GELC
R-15	958.6	05/25/05	WG	F	CS	—	Rad	901.1	Cesium-137	—	0.583	0.709	2.62	—	pCi/L	U	U	GELC
R-15	958.6	05/22/01	WG	F	CS	NA	Rad	GS	Cesium-137	—	-1.3	1.45	2.4	—	pCi/L	U	U	PARA
R-15	958.6	07/03/06	WG	UF	CS	—	Rad	901.1	Cesium-137	—	0.971	1.02	3.81	—	pCi/L	U	U	GELC
R-15	958.6	08/31/05	WG	UF	CS	—	Rad	901.1	Cesium-137	—	-1.66	1.18	4.04	—	pCi/L	U	U	GELC
R-15	958.6	05/25/05	WG	UF	CS	FD	Rad	901.1	Cesium-137	—	0.352	0.64	2.28	—	pCi/L	U	U	GELC
R-15	958.6	05/25/05	WG	UF	CS	—	Rad	901.1	Cesium-137	—	-0.398	0.675	2.31	—	pCi/L	U	U	GELC
R-15	958.6	06/10/04	WG	UF	CS	FD	Rad	901.1	Cesium-137	—	1.38	0.908	3.51	—	pCi/L	U	U	GELC
R-15	958.6	06/10/04	WG	UF	CS	—	Rad	901.1	Cesium-137	—	0.623	1.09	4.03	—	pCi/L	U	U	GELC
R-15	958.6	06/10/04	WG	UF	DUP	—	Rad	901.1	Cesium-137	—	-0.204	1.01	3.66	—	pCi/L	U	—	GELC
R-15	958.6	07/03/06	WG	F	CS	—	Rad	901.1	Cobalt-60	—	0.797	1.05	4.13	—	pCi/L	U	U	GELC
R-15	958.6	08/31/05	WG	F	CS	—	Rad	901.1	Cobalt-60	—	-0.356	0.91	3.3	—	pCi/L	U	U	GELC
R-15	958.6	05/25/05	WG	F	CS	FD	Rad	901.1	Cobalt-60	—	0.572	0.688	2.57	—	pCi/L	U	U	GELC

Table D-1 (continued)

Location	Depth (ft)	Date	Fid Matrix	Fid Prep	Lab Sample Type	Fid QC	Suite	Method	Analyte	Symbol	Result	1-sigma TPU	MDA	MDL	Units	Lab Qual	Indep Qual	Lab
R-15	958.6	05/25/05	WG	F	CS	—	Rad	901.1	Cobalt-60	—	-0.707	0.707	2.38	—	pCi/L	U	U	GELC
R-15	958.6	05/22/01	WG	F	CS	NA	Rad	GS	Cobalt-60	—	0.5	1.75	2.9	—	pCi/L	U	U	PARA
R-15	958.6	07/03/06	WG	UF	CS	—	Rad	901.1	Cobalt-60	—	-0.712	1	3.54	—	pCi/L	U	U	GELC
R-15	958.6	08/31/05	WG	UF	CS	—	Rad	901.1	Cobalt-60	—	-0.796	1.33	4.84	—	pCi/L	U	U	GELC
R-15	958.6	05/25/05	WG	UF	CS	FD	Rad	901.1	Cobalt-60	—	-0.266	0.713	2.51	—	pCi/L	U	U	GELC
R-15	958.6	05/25/05	WG	UF	CS	—	Rad	901.1	Cobalt-60	—	0.432	0.641	2.43	—	pCi/L	U	U	GELC
R-15	958.6	06/10/04	WG	UF	CS	FD	Rad	901.1	Cobalt-60	—	0.077	0.887	3.38	—	pCi/L	U	U	GELC
R-15	958.6	06/10/04	WG	UF	CS	—	Rad	901.1	Cobalt-60	—	-0.236	1.16	4.27	—	pCi/L	U	U	GELC
R-15	958.6	06/10/04	WG	UF	DUP	—	Rad	901.1	Cobalt-60	—	-0.314	0.998	3.78	—	pCi/L	U	—	GELC
R-15	958.6	07/03/06	WG	F	CS	—	Rad	900	Gross alpha	—	0.715	0.639	2.65	—	pCi/L	U	U	GELC
R-15	958.6	08/31/05	WG	F	CS	—	Rad	900	Gross alpha	—	0.861	0.423	1.61	—	pCi/L	U	U	GELC
R-15	958.6	05/25/05	WG	F	CS	FD	Rad	900	Gross alpha	—	1.18	0.47	1.7	—	pCi/L	U	U	GELC
R-15	958.6	05/25/05	WG	F	CS	—	Rad	900	Gross alpha	—	0.0744	0.337	1.66	—	pCi/L	U	U	GELC
R-15	958.6	10/10/00	WG	F	CS	NA	Rad	Generi c	Gross alpha	—	2.28	1.5	1.68	—	pCi/L	—	U	STSL

Table D-1 (continued)

Location	Depth (ft)	Date	Fid Matrix	Fid Prep	Lab Sample Type	Fid QC	Suite	Method	Analyte	Symbol	Result	1-sigma TPU	MDA	MDL	Units	Lab Qual	Indep Qual	Lab
R-15	958.6	07/03/06	WG	UF	CS	—	Rad	900	Gross alpha	—	1.54	0.691	2.38	—	pCi/L	U	U	GELC
R-15	958.6	08/31/05	WG	UF	CS	—	Rad	900	Gross alpha	—	0.102	0.5	2.52	—	pCi/L	U	U	GELC
R-15	958.6	05/25/05	WG	UF	CS	FD	Rad	900	Gross alpha	—	0.284	0.446	2.03	—	pCi/L	U	U	GELC
R-15	958.6	05/25/05	WG	UF	CS	—	Rad	900	Gross alpha	—	0.164	0.346	1.65	—	pCi/L	U	U	GELC
R-15	958.6	06/10/04	WG	UF	CS	FD	Rad	900	Gross alpha	—	-0.0341	0.266	1.3	—	pCi/L	U	—	GELC
R-15	958.6	06/10/04	WG	UF	CS	—	Rad	900	Gross alpha	—	-0.193	0.19	1.18	—	pCi/L	U	U	GELC
R-15	958.6	07/03/06	WG	F	CS	—	Rad	900	Gross beta	—	-0.0459	0.394	1.81	—	pCi/L	U	U	GELC
R-15	958.6	08/31/05	WG	F	CS	—	Rad	900	Gross beta	—	3.42	0.819	3.09	—	pCi/L	—	J	GELC
R-15	958.6	05/25/05	WG	F	CS	FD	Rad	900	Gross beta	—	3.06	0.822	3	—	pCi/L	—	J	GELC
R-15	958.6	05/25/05	WG	F	CS	—	Rad	900	Gross beta	—	2.79	0.823	3.06	—	pCi/L	U	U	GELC
R-15	958.6	10/10/00	WG	F	CS	NA	Rad	Generi c	Gross beta	—	2.25	0.94	1.58	—	pCi/L	—	U	STSL
R-15	958.6	07/03/06	WG	UF	CS	—	Rad	900	Gross beta	—	2.11	0.746	2.92	—	pCi/L	U	U	GELC
R-15	958.6	08/31/05	WG	UF	CS	—	Rad	900	Gross beta	—	2.72	0.794	3.14	—	pCi/L	U	U	GELC
R-15	958.6	05/25/05	WG	UF	CS	FD	Rad	900	Gross beta	—	4.18	0.908	3.26	—	pCi/L	—	J	GELC

Table D-1 (continued)

Location	Depth (ft)	Date	Fid Matrix	Fid Prep	Lab Sample Type	Fid QC	Suite	Method	Analyte	Symbol	Result	1-sigma TPU	MDA	MDL	Units	Lab Qual	Indep Qual	Lab
R-15	958.6	05/25/05	WG	UF	CS	—	Rad	900	Gross beta	—	2.11	0.816	3.19	—	pCi/L	U	U	GELC
R-15	958.6	06/10/04	WG	UF	CS	FD	Rad	900	Gross beta	—	0.165	0.389	1.62	—	pCi/L	U	—	GELC
R-15	958.6	06/10/04	WG	UF	CS	—	Rad	900	Gross beta	—	1.29	0.382	1.35	—	pCi/L	U	U	GELC
R-15	958.6	07/03/06	WG	F	CS	—	Rad	901.1	Gross gamma	—	108	86.1	336	—	pCi/L	U	U	GELC
R-15	958.6	08/31/05	WG	F	CS	—	Rad	901.1	Gross gamma	—	83	278	278	—	pCi/L	U	U	GELC
R-15	958.6	05/25/05	WG	F	CS	FD	Rad	901.1	Gross gamma	—	66.9	52.4	206	—	pCi/L	U	U	GELC
R-15	958.6	05/25/05	WG	F	CS	—	Rad	901.1	Gross gamma	—	57.3	66.4	242	—	pCi/L	U	U	GELC
R-15	958.6	02/24/00	WG	F	CS	NA	Rad	GS	Gross gamma	—	137	5.5	11	—	pCi/L	—	NQ	PARA
R-15	958.6	07/03/06	WG	UF	CS	—	Rad	901.1	Gross gamma	—	101	86.6	336	—	pCi/L	U	U	GELC
R-15	958.6	08/31/05	WG	UF	CS	—	Rad	901.1	Gross gamma	—	139	131	508	—	pCi/L	U	U	GELC
R-15	958.6	05/25/05	WG	UF	CS	FD	Rad	901.1	Gross gamma	—	83.4	102	216	—	pCi/L	U	U	GELC
R-15	958.6	05/25/05	WG	UF	CS	—	Rad	901.1	Gross gamma	—	68.8	90.8	160	—	pCi/L	U	U	GELC
R-15	958.6	06/10/04	WG	UF	CS	FD	Rad	901.1	Gross gamma	—	55.5	77.1	205	—	pCi/L	U	U	GELC
R-15	958.6	06/10/04	WG	UF	CS	—	Rad	901.1	Gross gamma	—	110	107	307	—	pCi/L	U	U	GELC

Table D-1 (continued)

Location	Depth (ft)	Date	Fid Matrix	Fid Prep	Lab Sample Type	Fid QC	Suite	Method	Analyte	Symbol	Result	1-sigma TPU	MDA	MDL	Units	Lab Qual	Indep Qual	Lab
R-15	958.6	06/10/04	WG	UF	DUP	—	Rad	901.1	Gross gamma	—	71.8	54.3	230	—	pCi/L	U	—	GELC
R-15	958.6	07/03/06	WG	F	CS	—	Rad	901.1	Neptunium-237	—	10.5	7.14	25.5	—	pCi/L	U	U	GELC
R-15	958.6	08/31/05	WG	F	CS	—	Rad	901.1	Neptunium-237	—	5.62	10.2	25	—	pCi/L	U	U	GELC
R-15	958.6	05/25/05	WG	F	CS	FD	Rad	901.1	Neptunium-237	—	-0.907	5.4	18.2	—	pCi/L	U	U	GELC
R-15	958.6	05/25/05	WG	F	CS	—	Rad	901.1	Neptunium-237	—	7.28	6.67	23.2	—	pCi/L	U	U	GELC
R-15	958.6	05/22/01	WG	F	CS	NA	Rad	GS	Neptunium-237	—	8.4	4.5	7.1	—	pCi/L	U	U	PARA
R-15	958.6	07/03/06	WG	UF	CS	—	Rad	901.1	Neptunium-237	—	-11	7.04	23.7	—	pCi/L	U	U	GELC
R-15	958.6	08/31/05	WG	UF	CS	—	Rad	901.1	Neptunium-237	—	6.1	6.67	16.1	—	pCi/L	U	U	GELC
R-15	958.6	05/25/05	WG	UF	CS	FD	Rad	901.1	Neptunium-237	—	-11	5.48	17.8	—	pCi/L	U	U	GELC
R-15	958.6	05/25/05	WG	UF	CS	—	Rad	901.1	Neptunium-237	—	-8.28	5.86	17.9	—	pCi/L	U	U	GELC
R-15	958.6	06/10/04	WG	UF	CS	FD	Rad	901.1	Neptunium-237	—	-6.55	6.26	21.2	—	pCi/L	U	U	GELC
R-15	958.6	06/10/04	WG	UF	CS	—	Rad	901.1	Neptunium-237	—	8.47	8.71	28.8	—	pCi/L	U	U	GELC
R-15	958.6	06/10/04	WG	UF	DUP	—	Rad	901.1	Neptunium-237	—	3.89	7.24	26.5	—	pCi/L	U	—	GELC
R-15	958.6	07/03/06	WG	F	CS	—	Rad	H300	Plutonium-238	—	-0.00673	0.0039	0.022	—	pCi/L	U	U	GELC

Table D-1 (continued)

Location	Depth (ft)	Date	Fid Matrix	Fid Prep	Lab Sample Type	Fid QC	Suite	Method	Analyte	Symbol	Result	1-sigma TPU	MDA	MDL	Units	Lab Qual	Indep Qual	Lab
R-15	958.6	08/31/05	WG	F	CS	—	Rad	H300	Plutonium-238	—	-0.00275	0.00476	0.0571	—	pCi/L	U	U	GELC
R-15	958.6	05/25/05	WG	F	CS	FD	Rad	H300	Plutonium-238	—	-0.00833	0.0213	0.058	—	pCi/L	U	U	GELC
R-15	958.6	05/25/05	WG	F	CS	—	Rad	H300	Plutonium-238	—	0	0.0138	0.061	—	pCi/L	U	U	GELC
R-15	958.6	05/22/01	WG	F	CS	NA	Rad	H300	Plutonium-238	—	-0.002	0.0085	0.032	—	pCi/L	U	U	PARA
R-15	958.6	07/03/06	WG	UF	CS	—	Rad	H300	Plutonium-238	—	-0.00179	0.0031	0.017	—	pCi/L	U	U	GELC
R-15	958.6	08/31/05	WG	UF	CS	—	Rad	H300	Plutonium-238	—	0.0187	0.0104	0.0554	—	pCi/L	U	U	GELC
R-15	958.6	05/25/05	WG	UF	CS	FD	Rad	H300	Plutonium-238	—	-0.0292	0.0219	0.061	—	pCi/L	U	U	GELC
R-15	958.6	05/25/05	WG	UF	CS	—	Rad	H300	Plutonium-238	—	0	0.0184	0.054	—	pCi/L	U	U	GELC
R-15	958.6	06/10/04	WG	UF	CS	FD	Rad	AS	Plutonium-238	—	0.00192	0.00577	0.03	—	pCi/L	U	U	GELC
R-15	958.6	06/10/04	WG	UF	CS	—	Rad	AS	Plutonium-238	—	-0.0104	0.0064	0.04	—	pCi/L	U	U	GELC
R-15	958.6	06/10/04	WG	UF	DUP	—	Rad	AS	Plutonium-238	—	0.00219	0.0049	0.034	—	pCi/L	U	—	GELC
R-15	958.6	07/03/06	WG	F	CS	—	Rad	H300	Plutonium-239/240	—	0.00224	0.00389	0.025	—	pCi/L	U	U	GELC
R-15	958.6	08/31/05	WG	F	CS	—	Rad	H300	Plutonium-239/240	—	0.011	0.0103	0.0482	—	pCi/L	U	U	GELC
R-15	958.6	05/25/05	WG	F	CS	FD	Rad	H300	Plutonium-239/240	—	0	0.00785	0.049	—	pCi/L	U	U	GELC

Table D-1 (continued)

Location	Depth (ft)	Date	Fid Matrix	Fid Prep	Lab Sample Type	Fid QC	Suite	Method	Analyte	Symbol	Result	1-sigma TPU	MDA	MDL	Units	Lab Qual	Indep Qual	Lab
R-15	958.6	05/25/05	WG	F	CS	—	Rad	H300	Plutonium-239/240	—	0.00295	0.00511	0.052	—	pCi/L	U	U	GELC
R-15	958.6	08/27/99	WG	F	CS	—	Rad	H300	Plutonium-239/240	<	0.0083	0.0067	0.01	—	pCi/L	U	U	PARA
R-15	958.6	07/03/06	WG	UF	CS	—	Rad	H300	Plutonium-239/240	—	0	0.00179	0.02	—	pCi/L	U	U	GELC
R-15	958.6	08/31/05	WG	UF	CS	—	Rad	H300	Plutonium-239/240	—	-0.0214	0.0125	0.0468	—	pCi/L	U	U	GELC
R-15	958.6	05/25/05	WG	UF	CS	FD	Rad	H300	Plutonium-239/240	—	-0.038	0.0147	0.051	—	pCi/L	U	U	GELC
R-15	958.6	05/25/05	WG	UF	CS	—	Rad	H300	Plutonium-239/240	—	-0.00261	0.00939	0.046	—	pCi/L	U	U	GELC
R-15	958.6	06/10/04	WG	UF	CS	FD	Rad	AS	Plutonium-239/240	—	-9.17E-10	0.00608	0.031	—	pCi/L	U	U	GELC
R-15	958.6	06/10/04	WG	UF	CS	—	Rad	AS	Plutonium-239/240	—	-3.1E-10	0.00368	0.042	—	pCi/L	U	U	GELC
R-15	958.6	06/10/04	WG	UF	DUP	—	Rad	AS	Plutonium-239/240	—	-2.61E-10	0.0031	0.035	—	pCi/L	U	—	GELC
R-15	958.6	07/03/06	WG	F	CS	—	Rad	901.1	Potassium-40	—	13.9	12.5	48.4	—	pCi/L	U	U	GELC
R-15	958.6	08/31/05	WG	F	CS	—	Rad	901.1	Potassium-40	—	35.2	13.2	30.5	—	pCi/L	UI	R	GELC
R-15	958.6	05/25/05	WG	F	CS	FD	Rad	901.1	Potassium-40	—	26.4	8.38	33.1	—	pCi/L	U	U	GELC
R-15	958.6	05/25/05	WG	F	CS	—	Rad	901.1	Potassium-40	—	4.78	16.5	25	—	pCi/L	U	U	GELC
R-15	958.6	05/22/01	WG	F	CS	NA	Rad	GS	Potassium-40	—	-24	40	66	—	pCi/L	U	U	PARA

Table D-1 (continued)

Location	Depth (ft)	Date	Fid Matrix	Fid Prep	Lab Sample Type	Fid QC	Suite	Method	Analyte	Symbol	Result	1-sigma TPU	MDA	MDL	Units	Lab Qual	Indep Qual	Lab
R-15	958.6	07/03/06	WG	UF	CS	—	Rad	901.1	Potassium-40	—	26.9	11	46.5	—	pCi/L	U	U	GELC
R-15	958.6	08/31/05	WG	UF	CS	—	Rad	901.1	Potassium-40	—	17	12.4	51	—	pCi/L	U	U	GELC
R-15	958.6	05/25/05	WG	UF	CS	FD	Rad	901.1	Potassium-40	—	23.9	15.7	21.7	—	pCi/L	UI	R	GELC
R-15	958.6	05/25/05	WG	UF	CS	—	Rad	901.1	Potassium-40	—	6.78	12.2	24.4	—	pCi/L	U	U	GELC
R-15	958.6	06/10/04	WG	UF	CS	FD	Rad	901.1	Potassium-40	—	14.5	15	31.3	—	pCi/L	U	U	GELC
R-15	958.6	06/10/04	WG	UF	CS	—	Rad	901.1	Potassium-40	—	70.6	14.3	64.6	—	pCi/L	UI	R	GELC
R-15	958.6	06/10/04	WG	UF	DUP	—	Rad	901.1	Potassium-40	—	10.5	14.2	49.9	—	pCi/L	U	—	GELC
R-15	958.6	07/03/06	WG	F	CS	—	Rad	901.1	Sodium-22	—	-0.382	1.18	4.26	—	pCi/L	U	U	GELC
R-15	958.6	08/31/05	WG	F	CS	—	Rad	901.1	Sodium-22	—	0.659	0.961	3.73	—	pCi/L	U	U	GELC
R-15	958.6	05/25/05	WG	F	CS	FD	Rad	901.1	Sodium-22	—	0.933	0.686	2.62	—	pCi/L	U	U	GELC
R-15	958.6	05/25/05	WG	F	CS	—	Rad	901.1	Sodium-22	—	1.71	0.675	2.77	—	pCi/L	U	U	GELC
R-15	958.6	05/22/01	WG	F	CS	NA	Rad	GS	Sodium-22	—	0.5	1.85	3	—	pCi/L	U	U	PARA
R-15	958.6	07/03/06	WG	UF	CS	—	Rad	901.1	Sodium-22	—	0.17	0.849	3.29	—	pCi/L	U	U	GELC
R-15	958.6	08/31/05	WG	UF	CS	—	Rad	901.1	Sodium-22	—	-0.417	1.3	4.57	—	pCi/L	U	U	GELC

Table D-1 (continued)

Location	Depth (ft)	Date	Fid Matrix	Fid Prep	Lab Sample Type	Fid QC	Suite	Method	Analyte	Symbol	Result	1-sigma TPU	MDA	MDL	Units	Lab Qual	Indep Qual	Lab
R-15	958.6	05/25/05	WG	UF	CS	FD	Rad	901.1	Sodium-22	—	0.0517	0.697	2.52	—	pCi/L	U	U	GELC
R-15	958.6	05/25/05	WG	UF	CS	—	Rad	901.1	Sodium-22	—	0.221	0.733	2.68	—	pCi/L	U	U	GELC
R-15	958.6	06/10/04	WG	UF	CS	FD	Rad	901.1	Sodium-22	—	0.605	0.835	3.38	—	pCi/L	U	U	GELC
R-15	958.6	06/10/04	WG	UF	CS	—	Rad	901.1	Sodium-22	—	-0.517	1	3.68	—	pCi/L	U	U	GELC
R-15	958.6	06/10/04	WG	UF	DUP	—	Rad	901.1	Sodium-22	—	-0.814	0.798	2.85	—	pCi/L	U	—	GELC
R-15	958.6	07/03/06	WG	F	CS	—	Rad	905.0	Strontium-90	—	0.00139	0.0719	0.321	—	pCi/L	U	U	GELC
R-15	958.6	08/31/05	WG	F	CS	—	Rad	905.0	Strontium-90	—	0.0226	0.0721	0.343	—	pCi/L	U	U	GELC
R-15	958.6	05/25/05	WG	F	CS	FD	Rad	905.0	Strontium-90	—	0.0952	0.0859	0.379	—	pCi/L	U	U	GELC
R-15	958.6	05/25/05	WG	F	CS	—	Rad	905.0	Strontium-90	—	0.0207	0.0935	0.315	—	pCi/L	U	U	GELC
R-15	958.6	05/22/01	WG	F	CS	NA	Rad	Beta	Strontium-90	—	-0.1	0.8	2.8	—	pCi/L	—	U	PARA
R-15	958.6	07/03/06	WG	UF	CS	—	Rad	905.0	Strontium-90	—	-0.0892	0.057	0.29	—	pCi/L	U	U	GELC
R-15	958.6	08/31/05	WG	UF	CS	—	Rad	905.0	Strontium-90	—	-0.0283	0.0571	0.296	—	pCi/L	U	U	GELC
R-15	958.6	05/25/05	WG	UF	CS	FD	Rad	905.0	Strontium-90	—	0.219	0.106	0.347	—	pCi/L	U	U	GELC
R-15	958.6	05/25/05	WG	UF	CS	—	Rad	905.0	Strontium-90	—	0.201	0.0961	0.313	—	pCi/L	U	U	GELC

Table D-1 (continued)

Location	Depth (ft)	Date	Fid Matrix	Fid Prep	Lab Sample Type	Fid QC	Suite	Method	Analyte	Symbol	Result	1-sigma TPU	MDA	MDL	Units	Lab Qual	Indep Qual	Lab
R-15	958.6	06/10/04	WG	UF	CS	FD	Rad	GFPC	Strontium-90	—	0.107	0.0662	0.274	—	pCi/L	U	U	GELC
R-15	958.6	06/10/04	WG	UF	CS	—	Rad	GFPC	Strontium-90	—	0.208	0.0872	0.33	—	pCi/L	U	U	GELC
R-15	958.6	06/10/04	WG	UF	DUP	—	Rad	GFPC	Strontium-90	—	-0.0114	0.0684	0.318	—	pCi/L	U	—	GELC
R-15	958.6	07/03/06	WG	F	CS	—	Rad	H300	Uranium-234	—	0.292	0.0311	0.0454	—	pCi/L	—	—	GELC
R-15	958.6	08/31/05	WG	F	CS	—	Rad	H300	Uranium-234	—	0.341	0.0393	0.098	—	pCi/L	—	—	GELC
R-15	958.6	05/25/05	WG	F	CS	FD	Rad	H300	Uranium-234	—	0.28	0.0287	0.066	—	pCi/L	—	J	GELC
R-15	958.6	05/25/05	WG	F	CS	—	Rad	H300	Uranium-234	—	0.318	0.0311	0.068	—	pCi/L	—	J	GELC
R-15	958.6	05/22/01	WG	F	CS	NA	Rad	H300	Uranium-234	—	0.257	0.04	0.017	—	pCi/L	—	NQ	PARA
R-15	958.6	07/03/06	WG	UF	CS	—	Rad	H300	Uranium-234	—	0.324	0.0363	0.0579	—	pCi/L	—	—	GELC
R-15	958.6	08/31/05	WG	UF	CS	—	Rad	H300	Uranium-234	—	0.292	0.0339	0.0831	—	pCi/L	—	—	GELC
R-15	958.6	05/25/05	WG	UF	CS	FD	Rad	H300	Uranium-234	—	0.311	0.0335	0.073	—	pCi/L	—	—	GELC
R-15	958.6	05/25/05	WG	UF	CS	—	Rad	H300	Uranium-234	—	0.279	0.0281	0.065	—	pCi/L	—	—	GELC
R-15	958.6	06/10/04	WG	UF	CS	FD	Rad	AS	Uranium-234	—	0.282	0.0297	0.074	—	pCi/L	—	—	GELC
R-15	958.6	06/10/04	WG	UF	CS	—	Rad	AS	Uranium-234	—	0.271	0.0265	0.059	—	pCi/L	—	—	GELC

Table D-1 (continued)

Location	Depth (ft)	Date	Fid Matrix	Fid Prep	Lab Sample Type	Fid QC	Suite	Method	Analyte	Symbol	Result	1-sigma TPU	MDA	MDL	Units	Lab Qual	Indep Qual	Lab
R-15	958.6	06/10/04	WG	UF	DUP	—	Rad	AS	Uranium-234	—	0.248	0.0266	0.067	—	pCi/L	—	—	GELC
R-15	958.6	07/03/06	WG	F	CS	—	Rad	H300	Uranium-235/236	—	0.0323	0.0109	0.0383	—	pCi/L	U	U	GELC
R-15	958.6	08/31/05	WG	F	CS	—	Rad	H300	Uranium-235/236	—	0.0397	0.016	0.0738	—	pCi/L	U	U	GELC
R-15	958.6	05/25/05	WG	F	CS	FD	Rad	H300	Uranium-235/236	—	0.0216	0.00813	0.04	—	pCi/L	U	U	GELC
R-15	958.6	05/25/05	WG	F	CS	—	Rad	H300	Uranium-235/236	—	0.0402	0.012	0.041	—	pCi/L	U	U	GELC
R-15	958.6	05/22/01	WG	F	CS	NA	Rad	H300	Uranium-235/236	—	0.007	0.0085	0.037	—	pCi/L	U	U	PARA
R-15	958.6	07/03/06	WG	UF	CS	—	Rad	H300	Uranium-235/236	—	0.0103	0.0103	0.0488	—	pCi/L	U	U	GELC
R-15	958.6	08/31/05	WG	UF	CS	—	Rad	H300	Uranium-235/236	—	0.0539	0.0153	0.0626	—	pCi/L	U	U	GELC
R-15	958.6	05/25/05	WG	UF	CS	FD	Rad	H300	Uranium-235/236	—	0.036	0.013	0.045	—	pCi/L	U	U	GELC
R-15	958.6	05/25/05	WG	UF	CS	—	Rad	H300	Uranium-235/236	—	0.0403	0.0104	0.039	—	pCi/L	—	J	GELC
R-15	958.6	06/10/04	WG	UF	CS	FD	Rad	AS	Uranium-235/236	—	0.0439	0.0139	0.045	—	pCi/L	U	U	GELC
R-15	958.6	06/10/04	WG	UF	CS	—	Rad	AS	Uranium-235/236	—	0.0389	0.01	0.036	—	pCi/L	—	J	GELC
R-15	958.6	06/10/04	WG	UF	DUP	—	Rad	AS	Uranium-235/236	—	0.0198	0.00799	0.041	—	pCi/L	U	—	GELC
R-15	958.6	07/03/06	WG	F	CS	—	Rad	H300	Uranium-238	—	0.126	0.0184	0.0483	—	pCi/L	—	J	GELC

Table D-1 (continued)

Location	Depth (ft)	Date	Fid Matrix	Fid Prep	Lab Sample Type	Fid QC	Suite	Method	Analyte	Symbol	Result	1-sigma TPU	MDA	MDL	Units	Lab Qual	Indep Qual	Lab
R-15	958.6	08/31/05	WG	F	CS	—	Rad	H300	Uranium-238	—	0.186	0.0267	0.0694	—	pCi/L	—	J	GELC
R-15	958.6	05/25/05	WG	F	CS	FD	Rad	H300	Uranium-238	—	0.131	0.0189	0.046	—	pCi/L	—	J	GELC
R-15	958.6	05/25/05	WG	F	CS	—	Rad	H300	Uranium-238	—	0.142	0.0196	0.048	—	pCi/L	—	J	GELC
R-15	958.6	05/22/01	WG	F	CS	NA	Rad	H300	Uranium-238	—	0.099	0.0235	0.017	—	pCi/L	LT	NQ	PARA
R-15	958.6	07/03/06	WG	UF	CS	—	Rad	H300	Uranium-238	—	0.166	0.0246	0.0615	—	pCi/L	—	J	GELC
R-15	958.6	08/31/05	WG	UF	CS	—	Rad	H300	Uranium-238	—	0.18	0.0251	0.0588	—	pCi/L	—	—	GELC
R-15	958.6	05/25/05	WG	UF	CS	FD	Rad	H300	Uranium-238	—	0.167	0.0225	0.052	—	pCi/L	—	—	GELC
R-15	958.6	05/25/05	WG	UF	CS	—	Rad	H300	Uranium-238	—	0.154	0.0195	0.046	—	pCi/L	—	—	GELC
R-15	958.6	06/10/04	WG	UF	CS	FD	Rad	AS	Uranium-238	—	0.148	0.0202	0.052	—	pCi/L	—	J	GELC
R-15	958.6	06/10/04	WG	UF	CS	—	Rad	AS	Uranium-238	—	0.145	0.0193	0.042	—	pCi/L	—	—	GELC
R-15	958.6	06/10/04	WG	UF	DUP	—	Rad	AS	Uranium-238	—	0.165	0.0203	0.047	—	pCi/L	—	—	GELC
R-16	866.1	06/13/05	WG	F	CS	—	Inorg	310.1	Alkalinity-CO3	—	8.29	—	—	1.45	mg/L	—	—	GELC
R-16	866.1	12/02/04	WG	F	CS	—	Inorg	310.1	Alkalinity-CO3	—	9.61	—	—	1.45	mg/L	—	—	GELC
R-16	866.1	10/13/04	WG	F	CS	—	Inorg	310.1	Alkalinity-CO3	—	5.46	—	—	1.45	mg/L	—	—	GELC

Table D-1 (continued)

Location	Depth (ft)	Date	Fid Matrix	Fid Prep	Lab Sample Type	Fid QC	Suite	Method	Analyte	Symbol	Result	1-sigma TPU	MDA	MDL	Units	Lab Qual	Indep Qual	Lab
R-16	866.1	10/13/04	WG	F	DUP	—	Inorg	310.1	Alkalinity-CO3	—	5.46	—	—	1.45	mg/L	—	—	GELC
R-16	866.1	06/13/05	WG	F	CS	—	Inorg	310.1	Alkalinity-CO3+HCO3	—	85.7	—	—	1.45	mg/L	—	—	GELC
R-16	866.1	12/02/04	WG	F	CS	—	Inorg	310.1	Alkalinity-CO3+HCO3	—	86.1	—	—	1.45	mg/L	—	—	GELC
R-16	866.1	10/13/04	WG	F	CS	—	Inorg	310.1	Alkalinity-CO3+HCO3	—	86	—	—	1.45	mg/L	—	—	GELC
R-16	866.1	10/13/04	WG	F	DUP	—	Inorg	310.1	Alkalinity-CO3+HCO3	—	86	—	—	1.45	mg/L	—	—	GELC
R-16	866.1	06/13/05	WG	F	CS	—	Inorg	6010	Calcium	—	15.3	—	—	0.036	mg/L	—	—	GELC
R-16	866.1	12/02/04	WG	F	CS	—	Inorg	6010	Calcium	—	17.3	—	—	0.00554	mg/L	—	—	GELC
R-16	866.1	10/13/04	WG	F	CS	—	Inorg	6010	Calcium	—	9.16	—	—	0.00554	mg/L	—	—	GELC
R-16	866.1	10/13/04	WG	F	DUP	—	Inorg	6010	Calcium	—	9.49	—	—	0.00554	mg/L	—	—	GELC
R-16	866.1	06/13/05	WG	UF	CS	—	Inorg	6010	Calcium	—	15	—	—	0.036	mg/L	—	—	GELC
R-16	866.1	12/02/04	WG	UF	CS	—	Inorg	6010	Calcium	—	17.7	—	—	0.00554	mg/L	—	—	GELC
R-16	866.1	10/13/04	WG	UF	CS	—	Inorg	6010	Calcium	—	17.6	—	—	0.00554	mg/L	—	—	GELC
R-16	866.1	10/13/04	WG	UF	DUP	—	Inorg	6010	Calcium	—	18.1	—	—	0.00554	mg/L	—	—	GELC
R-16	866.1	07/13/06	WG	UF	CS	—	Inorg	410.4	Chemical Oxygen Demand	—	13.9	—	—	0.89	mg/L	—	J-	GELC

Table D-1 (continued)

Location	Depth (ft)	Date	Fid Matrix	Fid Prep	Lab Sample Type	Fid QC	Suite	Method	Analyte	Symbol	Result	1-sigma TPU	MDA	MDL	Units	Lab Qual	Indep Qual	Lab
R-16	866.1	06/13/05	WG	F	CS	—	Inorg	300	Chloride	—	2.5	—	—	0.053	mg/L	—	—	GELC
R-16	866.1	12/02/04	WG	F	CS	—	Inorg	300	Chloride	—	2.71	—	—	0.0322	mg/L	—	—	GELC
R-16	866.1	10/13/04	WG	F	CS	—	Inorg	300	Chloride	—	2.4	—	—	0.0322	mg/L	—	—	GELC
R-16	866.1	10/13/04	WG	F	DUP	—	Inorg	300	Chloride	—	2.42	—	—	0.0322	mg/L	—	—	GELC
R-16	866.1	06/13/05	WG	F	CS	—	Inorg	300	Fluoride	—	0.269	—	—	0.03	mg/L	—	—	GELC
R-16	866.1	12/02/04	WG	F	CS	—	Inorg	300	Fluoride	—	0.376	—	—	0.0553	mg/L	—	—	GELC
R-16	866.1	10/13/04	WG	F	CS	—	Inorg	300	Fluoride	—	0.356	—	—	0.0553	mg/L	—	—	GELC
R-16	866.1	10/13/04	WG	F	DUP	—	Inorg	300	Fluoride	—	0.359	—	—	0.0553	mg/L	—	—	GELC
R-16	866.1	06/13/05	WG	F	CS	—	Inorg	A2340	Hardness	—	43.3	—	—	0.085	mg/L	—	—	GELC
R-16	866.1	06/13/05	WG	UF	CS	—	Inorg	A2340	Hardness	—	42.8	—	—	0.085	mg/L	—	—	GELC
R-16	866.1	06/13/05	WG	F	CS	—	Inorg	6010	Magnesium	—	1.26	—	—	0.085	mg/L	—	—	GELC
R-16	866.1	12/02/04	WG	F	CS	—	Inorg	6010	Magnesium	—	1.43	—	—	0.00518	mg/L	—	—	GELC
R-16	866.1	10/13/04	WG	F	CS	—	Inorg	6010	Magnesium	—	2.92	—	—	0.00518	mg/L	—	—	GELC
R-16	866.1	10/13/04	WG	F	DUP	—	Inorg	6010	Magnesium	—	3.02	—	—	0.00518	mg/L	—	—	GELC

Table D-1 (continued)

Location	Depth (ft)	Date	Fid Matrix	Fid Prep	Lab Sample Type	Fid QC	Suite	Method	Analyte	Symbol	Result	1-sigma TPU	MDA	MDL	Units	Lab Qual	Indep Qual	Lab
R-16	866.1	06/13/05	WG	UF	CS	—	Inorg	6010	Magnesium	—	1.26	—	—	0.085	mg/L	—	—	GELC
R-16	866.1	12/02/04	WG	UF	CS	—	Inorg	6010	Magnesium	—	1.47	—	—	0.00518	mg/L	—	—	GELC
R-16	866.1	10/13/04	WG	UF	CS	—	Inorg	6010	Magnesium	—	1.41	—	—	0.00518	mg/L	—	—	GELC
R-16	866.1	10/13/04	WG	UF	DUP	—	Inorg	6010	Magnesium	—	1.44	—	—	0.00518	mg/L	—	—	GELC
R-16	866.1	06/13/05	WG	F	CS	—	Inorg	353.1	Nitrate-Nitrite as N	<	0.017	—	—	0.017	mg/L	U	R	GELC
R-16	866.1	12/02/04	WG	F	CS	—	Inorg	353.1	Nitrate-Nitrite as N	<	0.0151	—	—	0.003	mg/L	J	U	GELC
R-16	866.1	10/13/04	WG	F	CS	—	Inorg	353.1	Nitrate-Nitrite as N	—	0.00386	—	—	0.003	mg/L	J	JN-	GELC
R-16	866.1	10/13/04	WG	F	DUP	—	Inorg	353.1	Nitrate-Nitrite as N	—	0.00624	—	—	0.003	mg/L	J*	—	GELC
R-16	866.1	12/02/04	WG	UF	CS	—	Inorg	353.1	Nitrate-Nitrite as N	<	0.011	—	—	0.003	mg/L	J	U	GELC
R-16	866.1	10/13/04	WG	UF	CS	—	Inorg	353.1	Nitrate-Nitrite as N	<	0.003	—	—	0.003	mg/L	U	R	GELC
R-16	866.1	10/13/04	WG	UF	DUP	—	Inorg	353.1	Nitrate-Nitrite as N	<	0.003	—	—	0.003	mg/L	U	—	GELC
R-16	866.1	05/18/04	WG	UF	CS	—	Inorg	353.1	Nitrate-Nitrite as N	<	0.01	—	—	0.01	mg/L	U	R	GELC
R-16	866.1	05/18/04	WG	UF	DUP	—	Inorg	353.1	Nitrate-Nitrite as N	<	0.01	—	—	0.01	mg/L	U	—	GELC
R-16	866.1	06/13/05	WG	F	CS	—	Inorg	6850	Perchlorate	—	0.0666	—	—	0.05	µg/L	J	—	GELC

Table D-1 (continued)

Location	Depth (ft)	Date	Fid Matrix	Fid Prep	Lab Sample Type	Fid QC	Suite	Method	Analyte	Symbol	Result	1-sigma TPU	MDA	MDL	Units	Lab Qual	Indep Qual	Lab
R-16	866.1	06/13/05	WG	F	CS	—	Inorg	314.0	Perchlorate	<	4	—	—	4	µg/L	U	—	GELC
R-16	866.1	12/02/04	WG	UF	CS	—	Inorg	6850	Perchlorate	—	0.0725	—	—	0.05	µg/L	J	—	GELC
R-16	866.1	12/02/04	WG	UF	CS	—	Inorg	314.0	Perchlorate	<	4	—	—	4	µg/L	U	—	GELC
R-16	866.1	10/13/04	WG	UF	CS	—	Inorg	314.0	Perchlorate	<	4	—	—	4	µg/L	U	—	GELC
R-16	866.1	10/13/04	WG	UF	CS	—	Inorg	6850	Perchlorate	<	0.05	—	—	0.05	µg/L	U	—	GELC
R-16	866.1	10/13/04	WG	UF	DUP	—	Inorg	314.0	Perchlorate	<	4	—	—	4	µg/L	U	—	GELC
R-16	866.1	05/18/04	WG	UF	CS	—	Inorg	6850	Perchlorate	—	0.0954	—	—	0.05	µg/L	J	J-	GELC
R-16	866.1	05/18/04	WG	UF	CS	—	Inorg	314.0	Perchlorate	<	4	—	—	4	µg/L	U	—	GELC
R-16	866.1	03/16/04	WG	UF	CS	—	Inorg	314.0	Perchlorate	<	4	—	—	4	µg/L	U	—	GELC
R-16	866.1	03/16/04	WG	UF	CS	—	Inorg	6850	Perchlorate	<	0.05	—	—	0.05	µg/L	U	—	GELC
R-16	866.1	03/16/04	WG	UF	DUP	—	Inorg	314.0	Perchlorate	<	4	—	—	4	µg/L	U	—	GELC
R-16	866.1	06/13/05	WG	F	CS	—	Inorg	6010	Potassium	—	2.8	—	—	0.05	mg/L	—	—	GELC
R-16	866.1	12/02/04	WG	F	CS	—	Inorg	6010	Potassium	—	2.91	—	—	0.0165	mg/L	—	—	GELC
R-16	866.1	10/13/04	WG	F	CS	—	Inorg	6010	Potassium	—	1.74	—	—	0.0165	mg/L	—	—	GELC

Table D-1 (continued)

Location	Depth (ft)	Date	Fid Matrix	Fid Prep	Lab Sample Type	Fid QC	Suite	Method	Analyte	Symbol	Result	1-sigma TPU	MDA	MDL	Units	Lab Qual	Indep Qual	Lab
R-16	866.1	10/13/04	WG	F	DUP	—	Inorg	6010	Potassium	—	1.81	—	—	0.0165	mg/L	—	—	GELC
R-16	866.1	06/13/05	WG	UF	CS	—	Inorg	6010	Potassium	—	2.74	—	—	0.05	mg/L	—	—	GELC
R-16	866.1	12/02/04	WG	UF	CS	—	Inorg	6010	Potassium	—	2.99	—	—	0.0165	mg/L	—	—	GELC
R-16	866.1	10/13/04	WG	UF	CS	—	Inorg	6010	Potassium	—	2.78	—	—	0.0165	mg/L	—	—	GELC
R-16	866.1	10/13/04	WG	UF	DUP	—	Inorg	6010	Potassium	—	2.84	—	—	0.0165	mg/L	—	—	GELC
R-16	866.1	06/13/05	WG	F	CS	—	Inorg	6010	Silicon Dioxide	—	42.9	—	—	0.032	mg/L	—	J	GELC
R-16	866.1	12/02/04	WG	F	CS	—	Inorg	6010	Silicon Dioxide	—	20.7	—	—	0.00983	mg/L	—	—	GELC
R-16	866.1	10/13/04	WG	F	CS	—	Inorg	6010	Silicon Dioxide	—	31.1	—	—	0.00983	mg/L	—	—	GELC
R-16	866.1	10/13/04	WG	F	DUP	—	Inorg	6010	Silicon Dioxide	—	32.2	—	—	0.00983	mg/L	—	—	GELC
R-16	866.1	06/13/05	WG	UF	CS	—	Inorg	6010	Silicon Dioxide	—	43.1	—	—	0.032	mg/L	—	J	GELC
R-16	866.1	12/02/04	WG	UF	CS	—	Inorg	6010	Silicon Dioxide	—	21.2	—	—	0.00983	mg/L	—	—	GELC
R-16	866.1	10/13/04	WG	UF	CS	—	Inorg	6010	Silicon Dioxide	—	20.2	—	—	0.00983	mg/L	—	—	GELC
R-16	866.1	10/13/04	WG	UF	DUP	—	Inorg	6010	Silicon Dioxide	—	20.7	—	—	0.00983	mg/L	—	—	GELC
R-16	866.1	06/13/05	WG	F	CS	—	Inorg	6010	Sodium	—	22.3	—	—	0.045	mg/L	—	J	GELC

Table D-1 (continued)

Location	Depth (ft)	Date	Fid Matrix	Fid Prep	Lab Sample Type	Fid QC	Suite	Method	Analyte	Symbol	Result	1-sigma TPU	MDA	MDL	Units	Lab Qual	Indep Qual	Lab
R-16	866.1	12/02/04	WG	F	CS	—	Inorg	6010	Sodium	—	19.8	—	—	0.0144	mg/L	—	—	GELC
R-16	866.1	10/13/04	WG	F	CS	—	Inorg	6010	Sodium	—	12	—	—	0.0144	mg/L	—	—	GELC
R-16	866.1	10/13/04	WG	F	DUP	—	Inorg	6010	Sodium	—	12.5	—	—	0.0144	mg/L	—	—	GELC
R-16	866.1	06/13/05	WG	UF	CS	—	Inorg	6010	Sodium	—	22.8	—	—	0.045	mg/L	—	J	GELC
R-16	866.1	12/02/04	WG	UF	CS	—	Inorg	6010	Sodium	—	19.8	—	—	0.0144	mg/L	—	—	GELC
R-16	866.1	10/13/04	WG	UF	CS	—	Inorg	6010	Sodium	—	20.6	—	—	0.0144	mg/L	—	—	GELC
R-16	866.1	10/13/04	WG	UF	DUP	—	Inorg	6010	Sodium	—	21.1	—	—	0.0144	mg/L	—	—	GELC
R-16	866.1	06/13/05	WG	F	CS	—	Inorg	9050	Specific Conductance	—	169	—	—	1	uS/cm	—	—	GELC
R-16	866.1	06/13/05	WG	F	CS	—	Inorg	300	Sulfate	—	2.47	—	—	0.057	mg/L	—	—	GELC
R-16	866.1	12/02/04	WG	F	CS	—	Inorg	300	Sulfate	—	2.79	—	—	0.193	mg/L	—	—	GELC
R-16	866.1	10/13/04	WG	F	CS	—	Inorg	300	Sulfate	—	2.93	—	—	0.193	mg/L	—	—	GELC
R-16	866.1	10/13/04	WG	F	DUP	—	Inorg	300	Sulfate	—	2.96	—	—	0.193	mg/L	—	—	GELC
R-16	866.1	06/13/05	WG	F	CS	—	Inorg	160.1	Total Dissolved Solids	—	148	—	—	2.38	mg/L	—	—	GELC
R-16	866.1	12/02/04	WG	UF	CS	—	Inorg	9060	Total Organic Carbon	—	1.8	—	—	0.05	mg/L	—	—	GELC

Table D-1 (continued)

Location	Depth (ft)	Date	Fid Matrix	Fid Prep	Lab Sample Type	Fid QC	Suite	Method	Analyte	Symbol	Result	1-sigma TPU	MDA	MDL	Units	Lab Qual	Indep Qual	Lab
R-16	866.1	10/13/04	WG	UF	CS	—	Inorg	9060	Total Organic Carbon	<	1.47	—	—	0.125	mg/L	—	U	GELC
R-16	866.1	10/13/04	WG	UF	DUP	—	Inorg	9060	Total Organic Carbon	—	1.54	—	—	0.125	mg/L	—	—	GELC
R-16	866.1	05/18/04	WG	UF	CS	—	Inorg	9060	Total Organic Carbon	—	1.51	—	—	0.025	mg/L	—	—	GELC
R-16	866.1	05/18/04	WG	UF	DUP	—	Inorg	9060	Total Organic Carbon	—	1.51	—	—	0.025	mg/L	—	—	GELC
R-16	866.1	06/13/05	WG	F	CS	—	Inorg	365.4	Total Phosphate as Phosphorus	<	0.01	—	—	0.01	mg/L	U	—	GELC
R-16	866.1	12/02/04	WG	F	CS	—	Inorg	300	Total Phosphate as Phosphorus	—	0.27	—	—	0.151	mg/L	H	J	GELC
R-16	866.1	10/13/04	WG	F	CS	—	Inorg	300	Total Phosphate as Phosphorus	<	0.151	—	—	0.151	mg/L	UH	UJ	GELC
R-16	866.1	10/13/04	WG	F	DUP	—	Inorg	300	Total Phosphate as Phosphorus	<	0.151	—	—	0.151	mg/L	UH	—	GELC
R-16	866.1	06/13/05	WG	F	CS	—	Inorg	150.1	pH	—	8.84	—	—	0.01	SU	H	J	GELC
R-16	866.1	06/13/05	WG	F	CS	—	Met	6010	Barium	—	30	—	—	1	µg/L	—	—	GELC
R-16	866.1	12/02/04	WG	F	CS	—	Met	6010	Barium	—	33.5	—	—	0.222	µg/L	—	—	GELC
R-16	866.1	10/13/04	WG	F	CS	—	Met	6010	Barium	—	21.6	—	—	0.222	µg/L	—	—	GELC
R-16	866.1	10/13/04	WG	F	DUP	—	Met	6010	Barium	—	22.6	—	—	0.222	µg/L	—	—	GELC
R-16	866.1	06/13/05	WG	UF	CS	—	Met	6010	Barium	—	28.1	—	—	1	µg/L	—	—	GELC

Table D-1 (continued)

Location	Depth (ft)	Date	Fid Matrix	Fid Prep	Lab Sample Type	Fid QC	Suite	Method	Analyte	Symbol	Result	1-sigma TPU	MDA	MDL	Units	Lab Qual	Indep Qual	Lab
R-16	866.1	12/02/04	WG	UF	CS	—	Met	6010	Barium	—	34.3	—	—	0.222	µg/L	—	—	GELC
R-16	866.1	10/13/04	WG	UF	CS	—	Met	6010	Barium	—	34.1	—	—	0.222	µg/L	—	—	GELC
R-16	866.1	10/13/04	WG	UF	DUP	—	Met	6010	Barium	—	34.8	—	—	0.222	µg/L	—	—	GELC
R-16	866.1	06/13/05	WG	F	CS	—	Met	6010	Boron	—	20.8	—	—	10	µg/L	J	—	GELC
R-16	866.1	12/02/04	WG	F	CS	—	Met	6010	Boron	>	22.3	—	—	4.88	µg/L	J	U	GELC
R-16	866.1	10/13/04	WG	F	CS	—	Met	6010	Boron	—	13.6	—	—	4.88	µg/L	J	—	GELC
R-16	866.1	10/13/04	WG	F	DUP	—	Met	6010	Boron	—	10.7	—	—	4.88	µg/L	J	—	GELC
R-16	866.1	06/13/05	WG	UF	CS	—	Met	6010	Boron	—	18.4	—	—	10	µg/L	J	—	GELC
R-16	866.1	12/02/04	WG	UF	CS	—	Met	6010	Boron	<	20.8	—	—	4.88	µg/L	J	U	GELC
R-16	866.1	10/13/04	WG	UF	CS	—	Met	6010	Boron	—	21.5	—	—	4.88	µg/L	J	—	GELC
R-16	866.1	10/13/04	WG	UF	DUP	—	Met	6010	Boron	—	23.7	—	—	4.88	µg/L	J	—	GELC
R-16	866.1	06/13/05	WG	F	CS	—	Met	6010	Chromium	<	1	—	—	1	µg/L	U	UJ	GELC
R-16	866.1	12/02/04	WG	F	CS	—	Met	6010	Chromium	<	0.78	—	—	0.503	µg/L	J	U	GELC
R-16	866.1	10/13/04	WG	F	CS	—	Met	6010	Chromium	>	0.503	—	—	0.503	µg/L	U	UJ	GELC

Table D-1 (continued)

Location	Depth (ft)	Date	Fid Matrix	Fid Prep	Lab Sample Type	Fid QC	Suite	Method	Analyte	Symbol	Result	1-sigma TPU	MDA	MDL	Units	Lab Qual	Indep Qual	Lab
R-16	866.1	10/13/04	WG	F	DUP	—	Met	6010	Chromium	—	0.571	—	—	0.503	µg/L	J	—	GELC
R-16	866.1	06/13/05	WG	UF	CS	—	Met	6010	Chromium	—	4.1	—	—	1	µg/L	J	JN-	GELC
R-16	866.1	12/02/04	WG	UF	CS	—	Met	6010	Chromium	<	4.4	—	—	0.503	µg/L	J	U	GELC
R-16	866.1	10/13/04	WG	UF	CS	—	Met	6010	Chromium	<	0.503	—	—	0.503	µg/L	U	UJ	GELC
R-16	866.1	10/13/04	WG	UF	DUP	—	Met	6010	Chromium	—	0.547	—	—	0.503	µg/L	J	—	GELC
R-16	866.1	06/13/05	WG	F	CS	—	Met	6020	Nickel	<	0.5	—	—	0.5	µg/L	U	—	GELC
R-16	866.1	12/02/04	WG	F	CS	—	Met	6010	Nickel	—	1.2	—	—	0.69	µg/L	J	JN-	GELC
R-16	866.1	10/13/04	WG	F	CS	—	Met	6010	Nickel	<	0.69	—	—	0.69	µg/L	U	UJ	GELC
R-16	866.1	10/13/04	WG	F	DUP	—	Met	6010	Nickel	—	2.06	—	—	0.69	µg/L	J	—	GELC
R-16	866.1	06/13/05	WG	UF	CS	—	Met	6020	Nickel	—	0.72	—	—	0.5	µg/L	J	—	GELC
R-16	866.1	12/02/04	WG	UF	CS	—	Met	6010	Nickel	<	0.69	—	—	0.69	µg/L	U	UJ	GELC
R-16	866.1	10/13/04	WG	UF	CS	—	Met	6010	Nickel	<	0.69	—	—	0.69	µg/L	U	UJ	GELC
R-16	866.1	10/13/04	WG	UF	DUP	—	Met	6010	Nickel	<	0.69	—	—	0.69	µg/L	U	—	GELC
R-16	866.1	06/13/05	WG	F	CS	—	Met	6010	Strontium	—	179	—	—	1	µg/L	—	—	GELC

Table D-1 (continued)

Location	Depth (ft)	Date	Fid Matrix	Fid Prep	Lab Sample Type	Fid QC	Suite	Method	Analyte	Symbol	Result	1-sigma TPU	MDA	MDL	Units	Lab Qual	Indep Qual	Lab
R-16	866.1	12/02/04	WG	F	CS	—	Met	6010	Strontium	—	189	—	—	0.178	µg/L	—	—	GELC
R-16	866.1	10/13/04	WG	F	CS	—	Met	6010	Strontium	—	56.4	—	—	0.178	µg/L	—	—	GELC
R-16	866.1	10/13/04	WG	F	DUP	—	Met	6010	Strontium	—	58.5	—	—	0.178	µg/L	—	—	GELC
R-16	866.1	06/13/05	WG	UF	CS	—	Met	6010	Strontium	—	175	—	—	1	µg/L	—	—	GELC
R-16	866.1	12/02/04	WG	UF	CS	—	Met	6010	Strontium	—	192	—	—	0.178	µg/L	—	—	GELC
R-16	866.1	10/13/04	WG	UF	CS	—	Met	6010	Strontium	—	186	—	—	0.178	µg/L	—	—	GELC
R-16	866.1	10/13/04	WG	UF	DUP	—	Met	6010	Strontium	—	190	—	—	0.178	µg/L	—	—	GELC
R-16	866.1	06/13/05	WG	F	CS	—	Met	6020	Uranium	—	0.39	—	—	0.05	µg/L	—	—	GELC
R-16	866.1	12/02/04	WG	F	CS	—	Met	6020	Uranium	—	0.42	—	—	0.02	µg/L	—	—	GELC
R-16	866.1	10/13/04	WG	F	CS	—	Met	6020	Uranium	—	0.22	—	—	0.02	µg/L	—	—	GELC
R-16	866.1	10/13/04	WG	F	DUP	—	Met	6020	Uranium	—	0.226	—	—	0.02	µg/L	—	—	GELC
R-16	866.1	06/13/05	WG	UF	CS	—	Met	6020	Uranium	—	0.23	—	—	0.05	µg/L	—	—	GELC
R-16	866.1	12/02/04	WG	UF	CS	—	Met	6020	Uranium	—	0.82	—	—	0.02	µg/L	—	—	GELC
R-16	866.1	10/13/04	WG	UF	CS	—	Met	6020	Uranium	—	0.28	—	—	0.02	µg/L	—	—	GELC

Table D-1 (continued)

Location	Depth (ft)	Date	Fid Matrix	Fid Prep	Lab Sample Type	Fid QC	Suite	Method	Analyte	Symbol	Result	1-sigma TPU	MDA	MDL	Units	Lab Qual	Indep Qual	Lab
R-16	866.1	10/13/04	WG	UF	DUP	—	Met	6020	Uranium	—	0.292	—	—	0.02	µg/L	—	—	GELC
R-16	866.1	06/13/05	WG	F	CS	—	Met	6010	Vanadium	—	1.3	—	—	1	µg/L	J	—	GELC
R-16	866.1	12/02/04	WG	F	CS	—	Met	6010	Vanadium	<	4.2	—	—	0.606	µg/L	J	U	GELC
R-16	866.1	10/13/04	WG	F	CS	—	Met	6010	Vanadium	—	2.7	—	—	0.606	µg/L	J	JN-	GELC
R-16	866.1	10/13/04	WG	F	DUP	—	Met	6010	Vanadium	—	4.13	—	—	0.606	µg/L	J	—	GELC
R-16	866.1	06/13/05	WG	UF	CS	—	Met	6010	Vanadium	<	1	—	—	1	µg/L	U	—	GELC
R-16	866.1	12/02/04	WG	UF	CS	—	Met	6010	Vanadium	<	4.9	—	—	0.606	µg/L	J	U	GELC
R-16	866.1	10/13/04	WG	UF	CS	—	Met	6010	Vanadium	—	0.96	—	—	0.606	µg/L	J	JN-	GELC
R-16	866.1	10/13/04	WG	UF	DUP	—	Met	6010	Vanadium	<	0.606	—	—	0.606	µg/L	U	—	GELC
R-16	866.1	06/13/05	WG	F	CS	—	Met	6010	Zinc	—	6.1	—	—	2	µg/L	J	—	GELC
R-16	866.1	12/02/04	WG	F	CS	—	Met	6010	Zinc	<	0.883	—	—	0.883	µg/L	U	—	GELC
R-16	866.1	10/13/04	WG	F	CS	—	Met	6010	Zinc	<	2.9	—	—	0.883	µg/L	J	U	GELC
R-16	866.1	10/13/04	WG	F	DUP	—	Met	6010	Zinc	—	3.2	—	—	0.883	µg/L	J	—	GELC
R-16	866.1	06/13/05	WG	UF	CS	—	Met	6010	Zinc	—	3.3	—	—	2	µg/L	J	—	GELC

Table D-1 (continued)

Location	Depth (ft)	Date	Fid Matrix	Fid Prep	Lab Sample Type	Fid QC	Suite	Method	Analyte	Symbol	Result	1-sigma TPU	MDA	MDL	Units	Lab Qual	Indep Qual	Lab
R-16	866.1	12/02/04	WG	UF	CS	—	Met	6010	Zinc	<	1.5	—	—	0.883	µg/L	J	U	GELC
R-16	866.1	10/13/04	WG	UF	CS	—	Met	6010	Zinc	<	2.6	—	—	0.883	µg/L	J	U	GELC
R-16	866.1	10/13/04	WG	UF	DUP	—	Met	6010	Zinc	—	2.26	—	—	0.883	µg/L	J	—	GELC
R-16	866.1	06/13/05	WG	F	CS	—	Rad	H300	Americium-241	—	-0.0047	0.00851	0.03	—	pCi/L	U	U	GELC
R-16	866.1	06/13/05	WG	UF	CS	—	Rad	H300	Americium-241	—	0.00339	0.00933	0.032	—	pCi/L	U	U	GELC
R-16	866.1	12/02/04	WG	UF	CS	—	Rad	AS	Americium-241	—	0.00593	0.00596	0.032	—	pCi/L	U	U	GELC
R-16	866.1	10/13/04	WG	UF	CS	—	Rad	AS	Americium-241	—	0.00925	0.00889	0.029	—	pCi/L	U	U	GELC
R-16	866.1	10/13/04	WG	UF	DUP	—	Rad	AS	Americium-241	—	-0.0304	0.0118	0.037	—	pCi/L	U	—	GELC
R-16	866.1	06/13/05	WG	F	CS	—	Rad	901.1	Cesium-137	—	0.935	0.658	2.43	—	pCi/L	U	U	GELC
R-16	866.1	06/13/05	WG	UF	CS	—	Rad	901.1	Cesium-137	—	-0.865	0.789	2.59	—	pCi/L	U	U	GELC
R-16	866.1	12/02/04	WG	UF	CS	—	Rad	901.1	Cesium-137	—	0.309	1.68	5.19	—	pCi/L	U	U	GELC
R-16	866.1	10/13/04	WG	UF	CS	—	Rad	901.1	Cesium-137	—	-1.68	1.09	3.5	—	pCi/L	U	U	GELC
R-16	866.1	06/13/05	WG	F	CS	—	Rad	901.1	Cobalt-60	—	1.44	0.784	2.79	—	pCi/L	U	U	GELC
R-16	866.1	06/13/05	WG	UF	CS	—	Rad	901.1	Cobalt-60	—	-0.701	0.913	3.1	—	pCi/L	U	U	GELC

Table D-1 (continued)

Location	Depth (ft)	Date	Fid Matrix	Fid Prep	Lab Sample Type	Fid QC	Suite	Method	Analyte	Symbol	Result	1-sigma TPU	MDA	MDL	Units	Lab Qual	Indep Qual	Lab
R-16	866.1	12/02/04	WG	UF	CS	—	Rad	901.1	Cobalt-60	—	0.0942	1.22	4.63	—	pCi/L	U	U	GELC
R-16	866.1	10/13/04	WG	UF	CS	—	Rad	901.1	Cobalt-60	—	1.12	1.13	4.08	—	pCi/L	U	U	GELC
R-16	866.1	06/13/05	WG	F	CS	—	Rad	900	Gross alpha	—	0.0445	0.362	1.76	—	pCi/L	U	U	GELC
R-16	866.1	06/13/05	WG	UF	CS	—	Rad	900	Gross alpha	—	0.0835	0.423	2.04	—	pCi/L	U	U	GELC
R-16	866.1	06/13/05	WG	F	CS	—	Rad	900	Gross beta	—	2.13	0.656	2.6	—	pCi/L	U	U	GELC
R-16	866.1	06/13/05	WG	UF	CS	—	Rad	900	Gross beta	—	3.51	0.756	2.87	—	pCi/L	—	J	GELC
R-16	866.1	06/13/05	WG	F	CS	—	Rad	901.1	Gross gamma	—	66.4	320	178	—	pCi/L	U	U	GELC
R-16	866.1	06/13/05	WG	UF	CS	—	Rad	901.1	Gross gamma	—	51.8	56.3	219	—	pCi/L	U	U	GELC
R-16	866.1	05/12/04	WG	UF	CS	—	Rad	901.1	Gross gamma	—	65.9	53.9	179	—	pCi/L	U	U	GELC
R-16	866.1	03/16/04	WG	UF	CS	—	Rad	901.1	Gross gamma	—	73.9	102	383	—	pCi/L	U	—	GELC
R-16	866.1	03/16/04	WG	UF	DUP	—	Rad	901.1	Gross gamma	—	105	150	380	—	pCi/L	U	—	GELC
R-16	866.1	06/13/05	WG	F	CS	—	Rad	901.1	Neptunium-237	—	5.32	4.68	16.8	—	pCi/L	U	U	GELC
R-16	866.1	06/13/05	WG	UF	CS	—	Rad	901.1	Neptunium-237	—	5.32	6.44	21.9	—	pCi/L	U	U	GELC
R-16	866.1	06/13/05	WG	F	CS	—	Rad	H300	Plutonium-238	—	0.0214	0.017	0.111	—	pCi/L	U	U	GELC

Table D-1 (continued)

Location	Depth (ft)	Date	Fid Matrix	Fid Prep	Lab Sample Type	Fid QC	Suite	Method	Analyte	Symbol	Result	1-sigma TPU	MDA	MDL	Units	Lab Qual	Indep Qual	Lab
R-16	866.1	06/13/05	WG	UF	CS	—	Rad	H300	Plutonium-238	—	0.0155	0.015	0.053	—	pCi/L	U	U	GELC
R-16	866.1	12/02/04	WG	UF	CS	—	Rad	AS	Plutonium-238	—	0.00683	0.0138	0.035	—	pCi/L	U	U	GELC
R-16	866.1	10/13/04	WG	UF	CS	—	Rad	AS	Plutonium-238	—	0.00251	0.0135	0.039	—	pCi/L	U	U	GELC
R-16	866.1	10/13/04	WG	UF	DUP	—	Rad	AS	Plutonium-238	—	0.0185	0.0104	0.036	—	pCi/L	U	—	GELC
R-16	866.1	06/13/05	WG	F	CS	—	Rad	H300	Plutonium-239/240	—	-0.00535	0.00757	0.094	—	pCi/L	U	U	GELC
R-16	866.1	06/13/05	WG	UF	CS	—	Rad	H300	Plutonium-239/240	—	0.00515	0.00729	0.045	—	pCi/L	U	U	GELC
R-16	866.1	12/02/04	WG	UF	CS	—	Rad	AS	Plutonium-239/240	—	-0.0114	0.00685	0.036	—	pCi/L	U	U	GELC
R-16	866.1	10/13/04	WG	UF	CS	—	Rad	AS	Plutonium-239/240	—	0.00501	0.00615	0.04	—	pCi/L	U	U	GELC
R-16	866.1	10/13/04	WG	UF	DUP	—	Rad	AS	Plutonium-239/240	—	-0.00231	0.00401	0.037	—	pCi/L	U	—	GELC
R-16	866.1	06/13/05	WG	F	CS	—	Rad	901.1	Potassium-40	—	35.5	8.04	34	—	pCi/L	UI	R	GELC
R-16	866.1	06/13/05	WG	UF	CS	—	Rad	901.1	Potassium-40	—	34	9.36	37.9	—	pCi/L	U	U	GELC
R-16	866.1	12/02/04	WG	UF	CS	—	Rad	901.1	Potassium-40	—	74.4	20.1	84.5	—	pCi/L	U	U	GELC
R-16	866.1	10/13/04	WG	UF	CS	—	Rad	901.1	Potassium-40	—	7.76	28.4	36.5	—	pCi/L	U	U	GELC
R-16	866.1	06/13/05	WG	F	CS	—	Rad	901.1	Sodium-22	—	0.826	0.647	2.51	—	pCi/L	U	U	GELC

Table D-1 (continued)

Location	Depth (ft)	Date	Fid Matrix	Fid Prep	Lab Sample Type	Fid QC	Suite	Method	Analyte	Symbol	Result	1-sigma TPU	MDA	MDL	Units	Lab Qual	Indep Qual	Lab
R-16	866.1	06/13/05	WG	UF	CS	—	Rad	901.1	Sodium-22	—	-0.238	0.824	2.89	—	pCi/L	U	U	GELC
R-16	866.1	12/02/04	WG	UF	CS	—	Rad	901.1	Sodium-22	—	0.235	1.72	6.27	—	pCi/L	U	U	GELC
R-16	866.1	10/13/04	WG	UF	CS	—	Rad	901.1	Sodium-22	—	-0.511	1.08	3.72	—	pCi/L	U	U	GELC
R-16	866.1	06/13/05	WG	F	CS	—	Rad	905.0	Strontium-90	—	-0.262	0.056	0.233	—	pCi/L	U	U	GELC
R-16	866.1	06/13/05	WG	UF	CS	—	Rad	905.0	Strontium-90	—	0.0157	0.0566	0.208	—	pCi/L	U	U	GELC
R-16	866.1	12/02/04	WG	UF	CS	—	Rad	GFPC	Strontium-90	—	0.0792	0.0431	0.17	—	pCi/L	U	U	GELC
R-16	866.1	10/13/04	WG	UF	CS	—	Rad	GFPC	Strontium-90	—	0.025	0.0508	0.224	—	pCi/L	U	U	GELC
R-16	866.1	07/13/06	WG	UF	CS	—	Rad	LLEE	Tritium	—	0.22351	0.28737	0.28737	—	pCi/L	—	U	UMTL
R-16	866.1	06/13/05	WG	UF	CS	—	Rad	906.0	Tritium	—	201	62.4	196	—	pCi/L	—	J	GELC
R-16	866.1	12/02/04	WG	UF	CS	—	Rad	LLEE	Tritium	—	-0.09579	0.28737	—	0.28737	pCi/L	—	U	UMTL
R-16	866.1	12/02/04	WG	UF	RE	—	Rad	LLEE	Tritium	—	0.89404	0.28737	—	0.28737	pCi/L	—	—	UMTL
R-16	866.1	12/02/04	WG	UF	RED P	—	Rad	LLEE	Tritium	—	0.70246	0.28737	—	0.28737	pCi/L	—	J	UMTL
R-16	866.1	10/13/04	WG	UF	CS	—	Rad	LLEE	Tritium	—	0.19158	0.28737	—	0.28737	pCi/L	—	U	UMTL
R-16	866.1	10/13/04	WG	UF	DUP	—	Rad	LLEE	Tritium	—	0.03193	0.28737	—	0.28737	pCi/L	—	U	UMTL

Table D-1 (continued)

Location	Depth (ft)	Date	Fid Matrix	Fid Prep	Lab Sample Type	Fid QC	Suite	Method	Analyte	Symbol	Result	1-sigma TPU	MDA	MDL	Units	Lab Qual	Indep Qual	Lab
R-16	866.1	06/13/05	WG	F	CS	—	Rad	H300	Uranium-234	—	0.328	0.0326	0.071	—	pCi/L	—	J	GELC
R-16	866.1	06/13/05	WG	UF	CS	—	Rad	H300	Uranium-234	—	0.148	0.0227	0.085	—	pCi/L	—	J	GELC
R-16	866.1	12/02/04	WG	UF	CS	—	Rad	AS	Uranium-234	—	0.152	0.0211	0.067	—	pCi/L	—	J	GELC
R-16	866.1	10/13/04	WG	UF	CS	—	Rad	AS	Uranium-234	—	0.0823	0.0148	0.068	—	pCi/L	—	J	GELC
R-16	866.1	10/13/04	WG	UF	DUP	—	Rad	AS	Uranium-234	—	0.104	0.0172	0.076	—	pCi/L	—	—	GELC
R-16	866.1	06/13/05	WG	F	CS	—	Rad	H300	Uranium-235/236	—	0.021	0.00967	0.043	—	pCi/L	U	U	GELC
R-16	866.1	06/13/05	WG	UF	CS	—	Rad	H300	Uranium-235/236	—	0.014	0.00844	0.052	—	pCi/L	U	U	GELC
R-16	866.1	12/02/04	WG	UF	CS	—	Rad	AS	Uranium-235/236	—	0.0188	0.00747	0.044	—	pCi/L	U	U	GELC
R-16	866.1	10/13/04	WG	UF	CS	—	Rad	AS	Uranium-235/236	—	0.00236	0.00529	0.044	—	pCi/L	U	U	GELC
R-16	866.1	10/13/04	WG	UF	DUP	—	Rad	AS	Uranium-235/236	—	0.0158	0.0065	0.049	—	pCi/L	U	—	GELC
R-16	866.1	06/13/05	WG	F	CS	—	Rad	H300	Uranium-238	—	0.186	0.0238	0.05	—	pCi/L	—	J	GELC
R-16	866.1	06/13/05	WG	UF	CS	—	Rad	H300	Uranium-238	—	0.0672	0.0151	0.06	—	pCi/L	—	J	GELC
R-16	866.1	12/02/04	WG	UF	CS	—	Rad	AS	Uranium-238	—	0.0971	0.0166	0.048	—	pCi/L	—	J	GELC
R-16	866.1	10/13/04	WG	UF	CS	—	Rad	AS	Uranium-238	—	0.0534	0.0132	0.048	—	pCi/L	—	J	GELC

Table D-1 (continued)

Location	Depth (ft)	Date	Fid Matrix	Fid Prep	Lab Sample Type	Fid QC	Suite	Method	Analyte	Symbol	Result	1-sigma TPU	MDA	MDL	Units	Lab Qual	Indep Qual	Lab
R-16	866.1	10/13/04	WG	UF	DUP	—	Rad	AS	Uranium-238	—	0.0471	0.0116	0.054	—	pCi/L	U	—	GELC
R-16	866.1	07/13/06	WG	UF	CS	EQB	Voa	8260	Acetone	<	5	—	—	1.25	µg/L	U	UJ	GELC
R-16	866.1	07/13/06	WG	UF	CS	FTB	Voa	8260	Acetone	—	2.64	—	—	1.25	µg/L	J	J, J+	GELC
R-16	866.1	07/13/06	WG	UF	CS	—	Voa	8260	Acetone	<	2.87	—	—	1.25	µg/L	BJ	J, J+, U	GELC
R-16	866.1	06/13/05	WG	UF	CS	FTB	Voa	8260	Acetone	<	5	—	—	—	µg/L	U	—	GELC
R-16	866.1	06/13/05	WG	UF	CS	—	Voa	8260	Acetone	<	5	—	—	—	µg/L	U	—	GELC
R-16	866.1	12/02/04	WG	UF	CS	FTB	Voa	8260	Acetone	<	5	—	—	—	µg/L	U	—	GELC
R-16	866.1	12/02/04	WG	UF	CS	—	Voa	8260	Acetone	<	5	—	—	—	µg/L	U	—	GELC
R-16	866.1	07/13/06	WG	UF	CS	EQB	Voa	8260	Isopropylbenzene	<	1	—	—	0.25	µg/L	U	UJ	GELC
R-16	866.1	07/13/06	WG	UF	CS	FTB	Voa	8260	Isopropylbenzene	<	1	—	—	0.25	µg/L	U	UJ	GELC
R-16	866.1	07/13/06	WG	UF	CS	—	Voa	8260	Isopropylbenzene	<	1	—	—	0.25	µg/L	U	UJ	GELC
R-16	866.1	06/13/05	WG	UF	CS	FTB	Voa	8260	Isopropylbenzene	<	1	—	—	—	µg/L	U	—	GELC
R-16	866.1	06/13/05	WG	UF	CS	—	Voa	8260	Isopropylbenzene	<	1	—	—	—	µg/L	U	—	GELC
R-16	866.1	12/02/04	WG	UF	CS	FTB	Voa	8260	Isopropylbenzene	<	1	—	—	—	µg/L	U	—	GELC

Table D-1 (continued)

Location	Depth (ft)	Date	Fid Matrix	Fid Prep	Lab Sample Type	Fid QC	Suite	Method	Analyte	Symbol	Result	1-sigma TPU	MDA	MDL	Units	Lab Qual	Indep Qual	Lab
R-16	866.1	12/02/04	WG	UF	CS	—	Voa	8260	Isopropylbenzene	<	1	—	—	—	µg/L	U	—	GELC
R-16	866.1	07/13/06	WG	UF	CS	EQB	Voa	8260	Methylene Chloride	<	5	—	—	2	µg/L	U	UJ	GELC
R-16	866.1	07/13/06	WG	UF	CS	FTB	Voa	8260	Methylene Chloride	<	5	—	—	2	µg/L	U	UJ	GELC
R-16	866.1	07/13/06	WG	UF	CS	—	Voa	8260	Methylene Chloride	<	5	—	—	2	µg/L	U	—	GELC
R-16	866.1	06/13/05	WG	UF	CS	FTB	Voa	8260	Methylene Chloride	<	5	—	—	—	µg/L	U	—	GELC
R-16	866.1	06/13/05	WG	UF	CS	—	Voa	8260	Methylene Chloride	<	5	—	—	—	µg/L	U	—	GELC
R-16	866.1	12/02/04	WG	UF	CS	FTB	Voa	8260	Methylene Chloride	<	5	—	—	—	µg/L	U	—	GELC
R-16	866.1	12/02/04	WG	UF	CS	—	Voa	8260	Methylene Chloride	<	5	—	—	—	µg/L	U	—	GELC
R-16	866.1	07/13/06	WG	UF	CS	EQB	Voa	8260	Trimethylbenzene[1,2,4-]	—	0.457	—	—	0.25	µg/L	J	J, J+	GELC
R-16	866.1	07/13/06	WG	UF	CS	FTB	Voa	8260	Trimethylbenzene[1,2,4-]	<	1	—	—	0.25	µg/L	U	UJ	GELC
R-16	866.1	07/13/06	WG	UF	CS	—	Voa	8260	Trimethylbenzene[1,2,4-]	<	1	—	—	0.25	µg/L	U	—	GELC
R-16	866.1	06/13/05	WG	UF	CS	FTB	Voa	8260	Trimethylbenzene[1,2,4-]	<	1	—	—	—	µg/L	U	—	GELC
R-16	866.1	06/13/05	WG	UF	CS	—	Voa	8260	Trimethylbenzene[1,2,4-]	<	1	—	—	—	µg/L	U	—	GELC
R-16	866.1	12/02/04	WG	UF	CS	FTB	Voa	8260	Trimethylbenzene[1,2,4-]	<	1	—	—	—	µg/L	U	—	GELC

Table D-1 (continued)

Location	Depth (ft)	Date	Fid Matrix	Fid Prep	Lab Sample Type	Fid QC	Suite	Method	Analyte	Symbol	Result	1-sigma TPU	MDA	MDL	Units	Lab Qual	Indep Qual	Lab
R-16	866.1	12/02/04	WG	UF	CS	—	Voa	8260	Trimethylbenzene[1,2,4-]	<	1	—	—	—	µg/L	U	—	GELC
R-16	1018.4	07/12/06	WG	F	CS	—	Inorg	310.1	Alkalinity-CO3	—	2.43	—	—	0.725	mg/L	—	—	GELC
R-16	1018.4	06/13/05	WG	F	CS	—	Inorg	310.1	Alkalinity-CO3	<	1.45	—	—	1.45	mg/L	U	—	GELC
R-16	1018.4	12/03/04	WG	F	CS	—	Inorg	310.1	Alkalinity-CO3	—	1.62	—	—	1.45	mg/L	J	—	GELC
R-16	1018.4	10/14/04	WG	F	CS	—	Inorg	310.1	Alkalinity-CO3	<	1.45	—	—	1.45	mg/L	U	—	GELC
R-16	1018.4	07/12/06	WG	UF	CS	—	Inorg	310.1	Alkalinity-CO3	—	5.13	—	—	0.725	mg/L	—	—	GELC
R-16	1018.4	07/12/06	WG	F	CS	—	Inorg	310.1	Alkalinity-CO3+HCO3	—	98.5	—	—	0.725	mg/L	—	—	GELC
R-16	1018.4	06/13/05	WG	F	CS	—	Inorg	310.1	Alkalinity-CO3+HCO3	—	103	—	—	1.45	mg/L	—	—	GELC
R-16	1018.4	12/03/04	WG	F	CS	—	Inorg	310.1	Alkalinity-CO3+HCO3	—	113	—	—	1.45	mg/L	—	—	GELC
R-16	1018.4	10/14/04	WG	F	CS	—	Inorg	310.1	Alkalinity-CO3+HCO3	—	80.8	—	—	1.45	mg/L	—	—	GELC
R-16	1018.4	07/12/06	WG	UF	CS	—	Inorg	310.1	Alkalinity-CO3+HCO3	—	98	—	—	0.725	mg/L	—	—	GELC
R-16	1018.4	07/12/06	WG	F	CS	—	Inorg	6010	Calcium	—	25.9	—	—	0.036	mg/L	—	—	GELC
R-16	1018.4	06/13/05	WG	F	CS	—	Inorg	6010	Calcium	—	25.1	—	—	0.036	mg/L	—	—	GELC
R-16	1018.4	12/03/04	WG	F	CS	—	Inorg	6010	Calcium	—	28.7	—	—	0.00554	mg/L	—	—	GELC

Table D-1 (continued)

Location	Depth (ft)	Date	Fid Matrix	Fid Prep	Lab Sample Type	Fid QC	Suite	Method	Analyte	Symbol	Result	1-sigma TPU	MDA	MDL	Units	Lab Qual	Indep Qual	Lab
R-16	1018.4	10/14/04	WG	F	CS	—	Inorg	6010	Calcium	—	28.6	—	—	0.00554	mg/L	—	—	GELC
R-16	1018.4	07/12/06	WG	UF	CS	—	Inorg	6010	Calcium	—	25.2	—	—	0.036	mg/L	—	—	GELC
R-16	1018.4	06/13/05	WG	UF	CS	—	Inorg	6010	Calcium	—	25.6	—	—	0.036	mg/L	—	—	GELC
R-16	1018.4	12/03/04	WG	UF	CS	—	Inorg	6010	Calcium	—	27.8	—	—	0.00554	mg/L	—	—	GELC
R-16	1018.4	10/14/04	WG	UF	CS	—	Inorg	6010	Calcium	—	28.2	—	—	0.00554	mg/L	—	—	GELC
R-16	1018.4	07/12/06	WG	UF	CS	—	Inorg	410.4	Chemical Oxygen Demand	—	20.8	—	—	0.89	mg/L	—	J-	GELC
R-16	1018.4	07/12/06	WG	F	CS	—	Inorg	300	Chloride	—	2.47	—	—	0.066	mg/L	—	—	GELC
R-16	1018.4	06/13/05	WG	F	CS	—	Inorg	300	Chloride	—	2.85	—	—	0.053	mg/L	—	—	GELC
R-16	1018.4	12/03/04	WG	F	CS	—	Inorg	300	Chloride	—	3.49	—	—	0.0322	mg/L	—	—	GELC
R-16	1018.4	10/14/04	WG	F	CS	—	Inorg	300	Chloride	—	3.45	—	—	0.0322	mg/L	—	—	GELC
R-16	1018.4	07/12/06	WG	UF	CS	—	Inorg	300	Chloride	—	2.44	—	—	0.066	mg/L	—	—	GELC
R-16	1018.4	07/12/06	WG	F	CS	—	Inorg	300	Fluoride	—	0.455	—	—	0.033	mg/L	—	—	GELC
R-16	1018.4	06/13/05	WG	F	CS	—	Inorg	300	Fluoride	—	0.454	—	—	0.03	mg/L	—	—	GELC
R-16	1018.4	12/03/04	WG	F	CS	—	Inorg	300	Fluoride	—	0.427	—	—	0.0553	mg/L	—	—	GELC

Table D-1 (continued)

Location	Depth (ft)	Date	Fid Matrix	Fid Prep	Lab Sample Type	Fid QC	Suite	Method	Analyte	Symbol	Result	1-sigma TPU	MDA	MDL	Units	Lab Qual	Indep Qual	Lab
R-16	1018.4	10/14/04	WG	F	CS	—	Inorg	300	Fluoride	—	0.306	—	—	0.0553	mg/L	—	—	GELC
R-16	1018.4	07/12/06	WG	UF	CS	—	Inorg	300	Fluoride	—	0.435	—	—	0.033	mg/L	—	—	GELC
R-16	1018.4	07/12/06	WG	F	CS	—	Inorg	A2340	Hardness	—	70.2	—	—	0.085	mg/L	—	—	GELC
R-16	1018.4	06/13/05	WG	F	CS	—	Inorg	A2340	Hardness	—	68.8	—	—	0.085	mg/L	—	—	GELC
R-16	1018.4	07/12/06	WG	UF	CS	—	Inorg	A2340	Hardness	—	68.3	—	—	0.085	mg/L	—	—	GELC
R-16	1018.4	06/13/05	WG	UF	CS	—	Inorg	A2340	Hardness	—	70.4	—	—	0.085	mg/L	—	—	GELC
R-16	1018.4	07/12/06	WG	F	CS	—	Inorg	6010	Magnesium	—	1.36	—	—	0.085	mg/L	—	—	GELC
R-16	1018.4	06/13/05	WG	F	CS	—	Inorg	6010	Magnesium	—	1.52	—	—	0.085	mg/L	—	—	GELC
R-16	1018.4	12/03/04	WG	F	CS	—	Inorg	6010	Magnesium	—	1.91	—	—	0.00518	mg/L	—	—	GELC
R-16	1018.4	10/14/04	WG	F	CS	—	Inorg	6010	Magnesium	—	1.99	—	—	0.00518	mg/L	—	—	GELC
R-16	1018.4	07/12/06	WG	UF	CS	—	Inorg	6010	Magnesium	—	1.33	—	—	0.085	mg/L	—	—	GELC
R-16	1018.4	06/13/05	WG	UF	CS	—	Inorg	6010	Magnesium	—	1.57	—	—	0.085	mg/L	—	—	GELC
R-16	1018.4	12/03/04	WG	UF	CS	—	Inorg	6010	Magnesium	—	1.86	—	—	0.00518	mg/L	—	—	GELC
R-16	1018.4	10/14/04	WG	UF	CS	—	Inorg	6010	Magnesium	—	1.96	—	—	0.00518	mg/L	—	—	GELC

Table D-1 (continued)

Location	Depth (ft)	Date	Fid Matrix	Fid Prep	Lab Sample Type	Fid QC	Suite	Method	Analyte	Symbol	Result	1-sigma TPU	MDA	MDL	Units	Lab Qual	Indep Qual	Lab
R-16	1018.4	07/12/06	WG	F	CS	—	Inorg	353.1	Nitrate-Nitrite as N	—	0.307	—	—	0.014	mg/L	—	—	GELC
R-16	1018.4	06/13/05	WG	F	CS	—	Inorg	353.1	Nitrate-Nitrite as N	—	0.211	—	—	0.017	mg/L	—	—	GELC
R-16	1018.4	12/03/04	WG	F	CS	—	Inorg	353.1	Nitrate-Nitrite as N	—	0.192	—	—	0.003	mg/L	—	—	GELC
R-16	1018.4	10/14/04	WG	F	CS	—	Inorg	353.1	Nitrate-Nitrite as N	—	0.093	—	—	0.003	mg/L	—	J-	GELC
R-16	1018.4	07/12/06	WG	UF	CS	—	Inorg	353.1	Nitrate-Nitrite as N	—	0.302	—	—	0.014	mg/L	—	—	GELC
R-16	1018.4	12/06/04	WG	UF	CS	—	Inorg	353.1	Nitrate-Nitrite as N	—	0.19	—	—	0.003	mg/L	—	—	GELC
R-16	1018.4	10/14/04	WG	UF	CS	—	Inorg	353.1	Nitrate-Nitrite as N	—	0.112	—	—	0.003	mg/L	—	—	GELC
R-16	1018.4	10/14/04	WG	UF	DUP	—	Inorg	353.1	Nitrate-Nitrite as N	—	0.111	—	—	0.003	mg/L	—	—	GELC
R-16	1018.4	05/13/04	WG	UF	CS	—	Inorg	353.1	Nitrate-Nitrite as N	<	0.01	—	—	0.01	mg/L	U	R	GELC
R-16	1018.4	07/12/06	WG	F	CS	—	Inorg	314.0	Perchlorate	<	4	—	—	4	µg/L	U	—	GELC
R-16	1018.4	07/12/06	WG	F	CS	—	Inorg	6850	Perchlorate	—	0.299	—	—	0.05	µg/L	—	—	GELC
R-16	1018.4	06/13/05	WG	F	CS	—	Inorg	314.0	Perchlorate	<	4	—	—	4	µg/L	U	—	GELC
R-16	1018.4	06/13/05	WG	F	CS	—	Inorg	6850	Perchlorate	—	0.281	—	—	0.05	µg/L	—	—	GELC
R-16	1018.4	12/03/04	WG	UF	CS	—	Inorg	314.0	Perchlorate	>	4	—	—	4	µg/L	U	—	GELC

Table D-1 (continued)

Location	Depth (ft)	Date	Fid Matrix	Fid Prep	Lab Sample Type	Fid QC	Suite	Method	Analyte	Symbol	Result	1-sigma TPU	MDA	MDL	Units	Lab Qual	Indep Qual	Lab
R-16	1018.4	12/03/04	WG	UF	CS	—	Inorg	6850	Perchlorate	—	0.256	—	—	0.05	µg/L	—	—	GELC
R-16	1018.4	10/14/04	WG	UF	CS	—	Inorg	314.0	Perchlorate	<	4	—	—	4	µg/L	U	—	GELC
R-16	1018.4	10/14/04	WG	UF	CS	—	Inorg	6850	Perchlorate	—	0.227	—	—	0.05	µg/L	—	—	GELC
R-16	1018.4	05/13/04	WG	UF	CS	—	Inorg	6850	Perchlorate	—	0.0954	—	—	0.05	µg/L	J	—	GELC
R-16	1018.4	05/13/04	WG	UF	CS	—	Inorg	314.0	Perchlorate	<	4	—	—	4	µg/L	U	—	GELC
R-16	1018.4	03/16/04	WG	UF	CS	—	Inorg	6850	Perchlorate	—	0.0627	—	—	—	µg/L	J	—	GELC
R-16	1018.4	03/16/04	WG	UF	CS	—	Inorg	314.0	Perchlorate	<	4	—	—	4	µg/L	U	—	GELC
R-16	1018.4	03/16/04	WG	UF	DUP	—	Inorg	314.0	Perchlorate	<	4	—	—	4	µg/L	U	—	GELC
R-16	1018.4	07/12/06	WG	F	CS	—	Inorg	6010	Potassium	—	3.26	—	—	0.05	mg/L	—	—	GELC
R-16	1018.4	06/13/05	WG	F	CS	—	Inorg	6010	Potassium	—	3.55	—	—	0.05	mg/L	—	—	GELC
R-16	1018.4	12/03/04	WG	F	CS	—	Inorg	6010	Potassium	—	3.58	—	—	0.0824	mg/L	—	—	GELC
R-16	1018.4	10/14/04	WG	F	CS	—	Inorg	6010	Potassium	—	3.45	—	—	0.0165	mg/L	—	—	GELC
R-16	1018.4	07/12/06	WG	UF	CS	—	Inorg	6010	Potassium	—	3.19	—	—	0.05	mg/L	—	—	GELC
R-16	1018.4	06/13/05	WG	UF	CS	—	Inorg	6010	Potassium	—	3.65	—	—	0.05	mg/L	—	—	GELC

Table D-1 (continued)

Location	Depth (ft)	Date	Fid Matrix	Fid Prep	Lab Sample Type	Fid QC	Suite	Method	Analyte	Symbol	Result	1-sigma TPU	MDA	MDL	Units	Lab Qual	Indep Qual	Lab
R-16	1018.4	12/03/04	WG	UF	CS	—	Inorg	6010	Potassium	—	3.85	—	—	0.0824	mg/L	—	—	GELC
R-16	1018.4	10/14/04	WG	UF	CS	—	Inorg	6010	Potassium	—	3.34	—	—	0.0165	mg/L	—	—	GELC
R-16	1018.4	07/12/06	WG	F	CS	—	Inorg	6010	Silicon Dioxide	—	42.2	—	—	0.032	mg/L	N	J	GELC
R-16	1018.4	06/13/05	WG	F	CS	—	Inorg	6010	Silicon Dioxide	—	41.1	—	—	0.032	mg/L	N	—	GELC
R-16	1018.4	12/03/04	WG	F	CS	—	Inorg	6010	Silicon Dioxide	—	21.4	—	—	0.00983	mg/L	—	—	GELC
R-16	1018.4	10/14/04	WG	F	CS	—	Inorg	6010	Silicon Dioxide	—	21.7	—	—	0.00983	mg/L	—	—	GELC
R-16	1018.4	07/12/06	WG	UF	CS	—	Inorg	6010	Silicon Dioxide	—	40.9	—	—	0.032	mg/L	N	J	GELC
R-16	1018.4	06/13/05	WG	UF	CS	—	Inorg	6010	Silicon Dioxide	—	42	—	—	0.032	mg/L	N	J-	GELC
R-16	1018.4	12/03/04	WG	UF	CS	—	Inorg	6010	Silicon Dioxide	—	20.9	—	—	0.00983	mg/L	—	—	GELC
R-16	1018.4	10/14/04	WG	UF	CS	—	Inorg	6010	Silicon Dioxide	—	21.4	—	—	0.00983	mg/L	—	—	GELC
R-16	1018.4	07/12/06	WG	F	CS	—	Inorg	6010	Sodium	—	17	—	—	0.045	mg/L	—	—	GELC
R-16	1018.4	06/13/05	WG	F	CS	—	Inorg	6010	Sodium	—	17	—	—	0.045	mg/L	—	—	GELC
R-16	1018.4	12/03/04	WG	F	CS	—	Inorg	6010	Sodium	—	19.2	—	—	0.0144	mg/L	—	—	GELC
R-16	1018.4	10/14/04	WG	F	CS	—	Inorg	6010	Sodium	—	18.4	—	—	0.0144	mg/L	—	—	GELC

Table D-1 (continued)

Location	Depth (ft)	Date	Fid Matrix	Fid Prep	Lab Sample Type	Fid QC	Suite	Method	Analyte	Symbol	Result	1-sigma TPU	MDA	MDL	Units	Lab Qual	Indep Qual	Lab
R-16	1018.4	07/12/06	WG	UF	CS	—	Inorg	6010	Sodium	—	16.4	—	—	0.045	mg/L	—	—	GELC
R-16	1018.4	06/13/05	WG	UF	CS	—	Inorg	6010	Sodium	—	17.7	—	—	0.045	mg/L	—	—	GELC
R-16	1018.4	12/03/04	WG	UF	CS	—	Inorg	6010	Sodium	—	18.8	—	—	0.0144	mg/L	—	—	GELC
R-16	1018.4	10/14/04	WG	UF	CS	—	Inorg	6010	Sodium	—	18	—	—	0.0144	mg/L	—	—	GELC
R-16	1018.4	07/12/06	WG	F	CS	—	Inorg	120.1	Specific Conductance	—	224	—	—	1	uS/cm	—	—	GELC
R-16	1018.4	06/13/05	WG	F	CS	—	Inorg	9050	Specific Conductance	—	209	—	—	1	uS/cm	—	—	GELC
R-16	1018.4	07/12/06	WG	UF	CS	—	Inorg	120.1	Specific Conductance	—	224	—	—	1	uS/cm	—	—	GELC
R-16	1018.4	07/12/06	WG	F	CS	—	Inorg	300	Sulfate	—	3.65	—	—	0.1	mg/L	—	—	GELC
R-16	1018.4	06/13/05	WG	F	CS	—	Inorg	300	Sulfate	—	4.9	—	—	0.057	mg/L	—	—	GELC
R-16	1018.4	12/03/04	WG	F	CS	—	Inorg	300	Sulfate	—	6.73	—	—	0.193	mg/L	—	—	GELC
R-16	1018.4	10/14/04	WG	F	CS	—	Inorg	300	Sulfate	—	7.47	—	—	0.193	mg/L	—	—	GELC
R-16	1018.4	07/12/06	WG	UF	CS	—	Inorg	300	Sulfate	—	3.73	—	—	0.1	mg/L	—	—	GELC
R-16	1018.4	07/12/06	WG	F	CS	—	Inorg	160.1	Total Dissolved Solids	—	154	—	—	2.38	mg/L	—	—	GELC
R-16	1018.4	06/13/05	WG	F	CS	—	Inorg	160.1	Total Dissolved Solids	—	158	—	—	2.38	mg/L	—	—	GELC

Table D-1 (continued)

Location	Depth (ft)	Date	Fid Matrix	Fid Prep	Lab Sample Type	Fid QC	Suite	Method	Analyte	Symbol	Result	1-sigma TPU	MDA	MDL	Units	Lab Qual	Indep Qual	Lab
R-16	1018.4	07/12/06	WG	UF	CS	—	Inorg	160.1	Total Dissolved Solids	—	151	—	—	2.38	mg/L	—	—	GELC
R-16	1018.4	07/12/06	WG	UF	CS	—	Inorg	9060	Total Organic Carbon	—	1.06	—	—	0.33	mg/L	—	—	GELC
R-16	1018.4	12/06/04	WG	UF	CS	FD	Inorg	9060	Total Organic Carbon	—	0.691	—	—	0.025	mg/L	—	R	GELC
R-16	1018.4	12/06/04	WG	UF	CS	—	Inorg	9060	Total Organic Carbon	—	0.773	—	—	0.025	mg/L	—	R	GELC
R-16	1018.4	10/14/04	WG	UF	CS	—	Inorg	9060	Total Organic Carbon	—	0.794	—	—	0.025	mg/L	—	J-	GELC
R-16	1018.4	05/13/04	WG	UF	CS	—	Inorg	9060	Total Organic Carbon	—	0.813	—	—	0.025	mg/L	—	—	GELC
R-16	1018.4	05/13/04	WG	UF	DUP	—	Inorg	9060	Total Organic Carbon	—	0.789	—	—	0.025	mg/L	—	—	GELC
R-16	1018.4	07/12/06	WG	F	CS	—	Inorg	365.4	Total Phosphate as Phosphorus	—	0.073	—	—	0.01	mg/L	—	—	GELC
R-16	1018.4	06/13/05	WG	F	CS	—	Inorg	365.4	Total Phosphate as Phosphorus	—	0.165	—	—	0.01	mg/L	—	—	GELC
R-16	1018.4	12/03/04	WG	F	CS	—	Inorg	300	Total Phosphate as Phosphorus	—	0.304	—	—	0.151	mg/L	H	J	GELC
R-16	1018.4	10/14/04	WG	F	CS	—	Inorg	300	Total Phosphate as Phosphorus	<	0.151	—	—	0.151	mg/L	UH	UJ	GELC
R-16	1018.4	07/12/06	WG	UF	CS	—	Inorg	365.4	Total Phosphate as Phosphorus	—	0.074	—	—	0.01	mg/L	—	—	GELC
R-16	1018.4	07/12/06	WG	F	CS	—	Inorg	150.1	pH	—	8.18	—	—	0.01	SU	H	J	GELC
R-16	1018.4	06/13/05	WG	F	CS	—	Inorg	150.1	pH	—	7.57	—	—	0.01	SU	H	J	GELC

Table D-1 (continued)

Location	Depth (ft)	Date	Fid Matrix	Fid Prep	Lab Sample Type	Fid QC	Suite	Method	Analyte	Symbol	Result	1-sigma TPU	MDA	MDL	Units	Lab Qual	Indep Qual	Lab
R-16	1018.4	07/12/06	WG	UF	CS	—	Inorg	150.1	pH	—	8.7	—	—	0.01	SU	H	J	GELC
R-16	1018.4	07/12/06	WG	F	CS	—	Met	6010	Barium	—	65.4	—	—	1	µg/L	—	—	GELC
R-16	1018.4	06/13/05	WG	F	CS	—	Met	6010	Barium	—	59.5	—	—	1	µg/L	—	—	GELC
R-16	1018.4	12/03/04	WG	F	CS	—	Met	6010	Barium	—	64.7	—	—	0.222	µg/L	—	—	GELC
R-16	1018.4	10/14/04	WG	F	CS	—	Met	6010	Barium	—	65.9	—	—	0.222	µg/L	—	—	GELC
R-16	1018.4	07/12/06	WG	UF	CS	—	Met	6010	Barium	—	65.5	—	—	1	µg/L	—	—	GELC
R-16	1018.4	06/13/05	WG	UF	CS	—	Met	6010	Barium	—	57.9	—	—	1	µg/L	—	—	GELC
R-16	1018.4	12/03/04	WG	UF	CS	—	Met	6010	Barium	—	63.1	—	—	0.222	µg/L	—	—	GELC
R-16	1018.4	10/14/04	WG	UF	CS	—	Met	6010	Barium	—	64.9	—	—	0.222	µg/L	—	—	GELC
R-16	1018.4	07/12/06	WG	F	CS	—	Met	6010	Boron	—	22.8	—	—	10	µg/L	J	—	GELC
R-16	1018.4	06/13/05	WG	F	CS	—	Met	6010	Boron	—	24.6	—	—	10	µg/L	J	—	GELC
R-16	1018.4	12/03/04	WG	F	CS	—	Met	6010	Boron	—	24	—	—	4.88	µg/L	J	—	GELC
R-16	1018.4	10/14/04	WG	F	CS	—	Met	6010	Boron	—	19.7	—	—	4.88	µg/L	J	—	GELC
R-16	1018.4	07/12/06	WG	UF	CS	—	Met	6010	Boron	—	20.9	—	—	10	µg/L	J	—	GELC

Table D-1 (continued)

Location	Depth (ft)	Date	Fid Matrix	Fid Prep	Lab Sample Type	Fid QC	Suite	Method	Analyte	Symbol	Result	1-sigma TPU	MDA	MDL	Units	Lab Qual	Indep Qual	Lab
R-16	1018.4	06/13/05	WG	UF	CS	—	Met	6010	Boron	—	20	—	—	10	µg/L	J	—	GELC
R-16	1018.4	12/03/04	WG	UF	CS	—	Met	6010	Boron	—	16	—	—	4.88	µg/L	J	—	GELC
R-16	1018.4	10/14/04	WG	UF	CS	—	Met	6010	Boron	—	20.2	—	—	4.88	µg/L	J	—	GELC
R-16	1018.4	07/12/06	WG	F	CS	—	Met	6020	Chromium	—	2	—	—	1	µg/L	J	—	GELC
R-16	1018.4	06/13/05	WG	F	CS	—	Met	6010	Chromium	<	1	—	—	1	µg/L	U	—	GELC
R-16	1018.4	12/03/04	WG	F	CS	—	Met	6010	Chromium	<	0.78	—	—	0.503	µg/L	J	U	GELC
R-16	1018.4	10/14/04	WG	F	CS	—	Met	6010	Chromium	—	0.93	—	—	0.503	µg/L	J	JN-	GELC
R-16	1018.4	07/12/06	WG	UF	CS	—	Met	6020	Chromium	—	2.5	—	—	1	µg/L	J	—	GELC
R-16	1018.4	06/13/05	WG	UF	CS	—	Met	6010	Chromium	—	8.9	—	—	1	µg/L	—	—	GELC
R-16	1018.4	12/03/04	WG	UF	CS	—	Met	6010	Chromium	—	5	—	—	0.503	µg/L	—	—	GELC
R-16	1018.4	10/14/04	WG	UF	CS	—	Met	6010	Chromium	—	1.3	—	—	0.503	µg/L	J	JN-	GELC
R-16	1018.4	07/12/06	WG	F	CS	—	Met	6020	Nickel	—	2.7	—	—	0.5	µg/L	—	—	GELC
R-16	1018.4	06/13/05	WG	F	CS	—	Met	6020	Nickel	<	1.1	—	—	0.5	µg/L	J*	U	GELC
R-16	1018.4	12/03/04	WG	F	CS	—	Met	6010	Nickel	>	1.8	—	—	0.69	µg/L	J	U	GELC

Table D-1 (continued)

Location	Depth (ft)	Date	Fid Matrix	Fid Prep	Lab Sample Type	Fid QC	Suite	Method	Analyte	Symbol	Result	1-sigma TPU	MDA	MDL	Units	Lab Qual	Indep Qual	Lab
R-16	1018.4	10/14/04	WG	F	CS	—	Met	6010	Nickel	<	0.69	—	—	0.69	µg/L	U	UJ	GELC
R-16	1018.4	07/12/06	WG	UF	CS	—	Met	6020	Nickel	—	2.6	—	—	0.5	µg/L	—	—	GELC
R-16	1018.4	06/13/05	WG	UF	CS	—	Met	6020	Nickel	<	3.5	—	—	0.5	µg/L	*	UJ	GELC
R-16	1018.4	12/03/04	WG	UF	CS	—	Met	6010	Nickel	<	4.2	—	—	0.69	µg/L	J	U	GELC
R-16	1018.4	10/14/04	WG	UF	CS	—	Met	6010	Nickel	—	1.3	—	—	0.69	µg/L	J	JN-	GELC
R-16	1018.4	07/12/06	WG	F	CS	—	Met	6010	Strontium	—	291	—	—	1	µg/L	—	—	GELC
R-16	1018.4	06/13/05	WG	F	CS	—	Met	6010	Strontium	—	277	—	—	1	µg/L	—	—	GELC
R-16	1018.4	12/03/04	WG	F	CS	—	Met	6010	Strontium	—	316	—	—	0.178	µg/L	—	—	GELC
R-16	1018.4	10/14/04	WG	F	CS	—	Met	6010	Strontium	—	316	—	—	0.178	µg/L	—	—	GELC
R-16	1018.4	07/12/06	WG	UF	CS	—	Met	6010	Strontium	—	282	—	—	1	µg/L	—	—	GELC
R-16	1018.4	06/13/05	WG	UF	CS	—	Met	6010	Strontium	—	282	—	—	1	µg/L	—	—	GELC
R-16	1018.4	12/03/04	WG	UF	CS	—	Met	6010	Strontium	—	306	—	—	0.178	µg/L	—	—	GELC
R-16	1018.4	10/14/04	WG	UF	CS	—	Met	6010	Strontium	—	310	—	—	0.178	µg/L	—	—	GELC
R-16	1018.4	07/12/06	WG	F	CS	—	Met	6020	Uranium	—	2.2	—	—	0.05	µg/L	—	—	GELC

Table D-1 (continued)

Location	Depth (ft)	Date	Fid Matrix	Fid Prep	Lab Sample Type	Fid QC	Suite	Method	Analyte	Symbol	Result	1-sigma TPU	MDA	MDL	Units	Lab Qual	Indep Qual	Lab
R-16	1018.4	06/13/05	WG	F	CS	—	Met	6020	Uranium	—	2.5	—	—	0.05	µg/L	—	—	GELC
R-16	1018.4	12/03/04	WG	F	CS	—	Met	6020	Uranium	—	3.6	—	—	0.02	µg/L	E	J	GELC
R-16	1018.4	10/14/04	WG	F	CS	—	Met	6020	Uranium	—	3.1	—	—	0.02	µg/L	—	—	GELC
R-16	1018.4	07/12/06	WG	UF	CS	—	Met	6020	Uranium	—	2.2	—	—	0.05	µg/L	—	—	GELC
R-16	1018.4	06/13/05	WG	UF	CS	—	Met	6020	Uranium	—	2.5	—	—	0.05	µg/L	—	—	GELC
R-16	1018.4	12/03/04	WG	UF	CS	—	Met	6020	Uranium	—	3.3	—	—	0.02	µg/L	E	—	GELC
R-16	1018.4	10/14/04	WG	UF	CS	—	Met	6020	Uranium	—	3	—	—	0.02	µg/L	—	—	GELC
R-16	1018.4	07/12/06	WG	F	CS	—	Met	6010	Vanadium	—	11.7	—	—	1	µg/L	—	—	GELC
R-16	1018.4	06/13/05	WG	F	CS	—	Met	6010	Vanadium	—	11.2	—	—	1	µg/L	—	—	GELC
R-16	1018.4	12/03/04	WG	F	CS	—	Met	6010	Vanadium	—	11.6	—	—	0.606	µg/L	—	—	GELC
R-16	1018.4	10/14/04	WG	F	CS	—	Met	6010	Vanadium	—	10.4	—	—	0.606	µg/L	—	—	GELC
R-16	1018.4	07/12/06	WG	UF	CS	—	Met	6010	Vanadium	—	12.2	—	—	1	µg/L	—	—	GELC
R-16	1018.4	06/13/05	WG	UF	CS	—	Met	6010	Vanadium	—	10	—	—	1	µg/L	—	—	GELC
R-16	1018.4	12/03/04	WG	UF	CS	—	Met	6010	Vanadium	—	11.1	—	—	0.606	µg/L	—	—	GELC

Table D-1 (continued)

Location	Depth (ft)	Date	Fid Matrix	Fid Prep	Lab Sample Type	Fid QC	Suite	Method	Analyte	Symbol	Result	1-sigma TPU	MDA	MDL	Units	Lab Qual	Indep Qual	Lab
R-16	1018.4	10/14/04	WG	UF	CS	—	Met	6010	Vanadium	—	11.3	—	—	0.606	µg/L	—	—	GELC
R-16	1018.4	07/12/06	WG	F	CS	—	Met	6010	Zinc	—	26.6	—	—	2	µg/L	—	J+	GELC
R-16	1018.4	06/13/05	WG	F	CS	—	Met	6010	Zinc	—	12.5	—	—	2	µg/L	—	—	GELC
R-16	1018.4	12/03/04	WG	F	CS	—	Met	6010	Zinc	—	11	—	—	0.883	µg/L	—	—	GELC
R-16	1018.4	10/14/04	WG	F	CS	—	Met	6010	Zinc	—	12.5	—	—	0.883	µg/L	—	—	GELC
R-16	1018.4	07/12/06	WG	UF	CS	—	Met	6010	Zinc	<	11	—	—	2	µg/L	—	U	GELC
R-16	1018.4	06/13/05	WG	UF	CS	—	Met	6010	Zinc	—	13.3	—	—	2	µg/L	—	—	GELC
R-16	1018.4	12/03/04	WG	UF	CS	—	Met	6010	Zinc	—	11.9	—	—	0.883	µg/L	—	—	GELC
R-16	1018.4	10/14/04	WG	UF	CS	—	Met	6010	Zinc	—	13.7	—	—	0.883	µg/L	—	—	GELC
R-16	1018.4	07/12/06	WG	F	CS	—	Rad	H300	Americium-241	—	0.00183	0.011	0.0261	—	pCi/L	U	U	GELC
R-16	1018.4	06/13/05	WG	F	CS	—	Rad	H300	Americium-241	—	0.00331	0.00972	0.039	—	pCi/L	U	U	GELC
R-16	1018.4	07/12/06	WG	UF	CS	—	Rad	H300	Americium-241	—	0.0066	0.00612	0.0264	—	pCi/L	U	U	GELC
R-16	1018.4	06/13/05	WG	UF	CS	—	Rad	H300	Americium-241	—	- 0.00027 1	0.0137	0.033	—	pCi/L	U	U	GELC
R-16	1018.4	12/03/04	WG	UF	CS	—	Rad	AS	Americium-241	—	0.00634	0.00922	0.033	—	pCi/L	U	U	GELC

Table D-1 (continued)

Location	Depth (ft)	Date	Fid Matrix	Fid Prep	Lab Sample Type	Fid QC	Suite	Method	Analyte	Symbol	Result	1-sigma TPU	MDA	MDL	Units	Lab Qual	Indep Qual	Lab
R-16	1018.4	10/14/04	WG	UF	CS	—	Rad	AS	Americium-241	—	0.00409	0.0112	0.032	—	pCi/L	U	U	GELC
R-16	1018.4	07/12/06	WG	F	CS	—	Rad	901.1	Cesium-137	—	2.86	1.62	6.27	—	pCi/L	U	U	GELC
R-16	1018.4	06/13/05	WG	F	CS	—	Rad	901.1	Cesium-137	—	3.24	0.775	3.02	—	pCi/L	UI	R	GELC
R-16	1018.4	07/12/06	WG	UF	CS	—	Rad	901.1	Cesium-137	—	0.406	1.34	4.96	—	pCi/L	U	U	GELC
R-16	1018.4	06/13/05	WG	UF	CS	—	Rad	901.1	Cesium-137	—	0.136	0.658	2.31	—	pCi/L	U	U	GELC
R-16	1018.4	12/03/04	WG	UF	CS	—	Rad	901.1	Cesium-137	—	0.375	1.07	3.94	—	pCi/L	U	U	GELC
R-16	1018.4	10/14/04	WG	UF	CS	—	Rad	901.1	Cesium-137	—	15.9	1.34	4.19	—	pCi/L	UI	R	GELC
R-16	1018.4	07/12/06	WG	F	CS	—	Rad	901.1	Cobalt-60	—	1.23	1.6	6.34	—	pCi/L	U	U	GELC
R-16	1018.4	06/13/05	WG	F	CS	—	Rad	901.1	Cobalt-60	—	0.486	0.653	2.46	—	pCi/L	U	U	GELC
R-16	1018.4	07/12/06	WG	UF	CS	—	Rad	901.1	Cobalt-60	—	1.97	1.2	5.23	—	pCi/L	U	U	GELC
R-16	1018.4	06/13/05	WG	UF	CS	—	Rad	901.1	Cobalt-60	—	0.641	0.621	2.39	—	pCi/L	U	U	GELC
R-16	1018.4	12/03/04	WG	UF	CS	—	Rad	901.1	Cobalt-60	—	-0.764	1.06	3.77	—	pCi/L	U	U	GELC
R-16	1018.4	10/14/04	WG	UF	CS	—	Rad	901.1	Cobalt-60	—	0.00044 1	0.62	2.16	—	pCi/L	U	U	GELC
R-16	1018.4	07/12/06	WG	F	CS	—	Rad	900	Gross alpha	—	1.16	0.372	1.22	—	pCi/L	U	J-, U	GELC

Table D-1 (continued)

Location	Depth (ft)	Date	Fid Matrix	Fid Prep	Lab Sample Type	Fid QC	Suite	Method	Analyte	Symbol	Result	1-sigma TPU	MDA	MDL	Units	Lab Qual	Indep Qual	Lab
R-16	1018.4	06/13/05	WG	F	CS	—	Rad	900	Gross alpha	—	2.86	0.747	2.51	—	pCi/L	—	J	GELC
R-16	1018.4	07/12/06	WG	UF	CS	—	Rad	900	Gross alpha	—	1.49	0.57	1.76	—	pCi/L	U	J, U	GELC
R-16	1018.4	06/13/05	WG	UF	CS	—	Rad	900	Gross alpha	—	1.62	0.451	1.26	—	pCi/L	—	J	GELC
R-16	1018.4	07/12/06	WG	F	CS	—	Rad	900	Gross beta	—	3.8	0.597	2.12	—	pCi/L	—	J	GELC
R-16	1018.4	06/13/05	WG	F	CS	—	Rad	900	Gross beta	—	3.24	0.674	2.51	—	pCi/L	—	J	GELC
R-16	1018.4	07/12/06	WG	UF	CS	—	Rad	900	Gross beta	—	6.74	0.568	1.55	—	pCi/L	—	—	GELC
R-16	1018.4	06/13/05	WG	UF	CS	—	Rad	900	Gross beta	—	4.03	0.676	2.39	—	pCi/L	—	R	GELC
R-16	1018.4	07/12/06	WG	F	CS	—	Rad	901.1	Gross gamma	—	77	104	306	—	pCi/L	U	U	GELC
R-16	1018.4	06/13/05	WG	F	CS	—	Rad	901.1	Gross gamma	—	60.4	61.8	178	—	pCi/L	U	U	GELC
R-16	1018.4	07/12/06	WG	UF	CS	—	Rad	901.1	Gross gamma	—	1800	4960	6440	—	pCi/L	U	U	GELC
R-16	1018.4	06/13/05	WG	UF	CS	—	Rad	901.1	Gross gamma	—	87	65.1	215	—	pCi/L	U	U	GELC
R-16	1018.4	05/13/04	WG	UF	CS	—	Rad	901.1	Gross gamma	—	74.7	54.7	190	—	pCi/L	U	U	GELC
R-16	1018.4	03/16/04	WG	UF	DUP	—	Rad	901.1	Gross gamma	—	76.8	66	226	—	pCi/L	U	—	GELC
R-16	1018.4	07/12/06	WG	F	CS	—	Rad	901.1	Neptunium-237	—	-9.23	6.23	20.9	—	pCi/L	U	U	GELC

Table D-1 (continued)

Location	Depth (ft)	Date	Fid Matrix	Fid Prep	Lab Sample Type	Fid QC	Suite	Method	Analyte	Symbol	Result	1-sigma TPU	MDA	MDL	Units	Lab Qual	Indep Qual	Lab
R-16	1018.4	06/13/05	WG	F	CS	—	Rad	901.1	Neptunium-237	—	-2.46	5.56	19.3	—	pCi/L	U	U	GELC
R-16	1018.4	07/12/06	WG	UF	CS	—	Rad	901.1	Neptunium-237	—	-12.5	10.6	33.3	—	pCi/L	U	U	GELC
R-16	1018.4	06/13/05	WG	UF	CS	—	Rad	901.1	Neptunium-237	—	2.2	5.36	18.6	—	pCi/L	U	U	GELC
R-16	1018.4	07/12/06	WG	F	CS	—	Rad	H300	Plutonium-238	—	0	0.00831	0.0188	—	pCi/L	U	U	GELC
R-16	1018.4	06/13/05	WG	F	CS	—	Rad	H300	Plutonium-238	—	-0.00435	0.0111	0.045	—	pCi/L	U	U	GELC
R-16	1018.4	07/12/06	WG	UF	CS	—	Rad	H300	Plutonium-238	—	0	0.00667	0.0227	—	pCi/L	U	U	GELC
R-16	1018.4	06/13/05	WG	UF	CS	—	Rad	H300	Plutonium-238	—	0.00561	0.0119	0.058	—	pCi/L	U	U	GELC
R-16	1018.4	12/03/04	WG	UF	CS	—	Rad	AS	Plutonium-238	—	-0.0264	0.00941	0.034	—	pCi/L	U	U	GELC
R-16	1018.4	10/14/04	WG	UF	CS	—	Rad	AS	Plutonium-238	—	0.0147	0.012	0.038	—	pCi/L	U	U	GELC
R-16	1018.4	07/12/06	WG	F	CS	—	Rad	H300	Plutonium-239/240	—	0.00196	0.00518	0.0219	—	pCi/L	U	U	GELC
R-16	1018.4	06/13/05	WG	F	CS	—	Rad	H300	Plutonium-239/240	—	0.00652	0.00575	0.038	—	pCi/L	U	U	GELC
R-16	1018.4	07/12/06	WG	UF	CS	—	Rad	H300	Plutonium-239/240	—	0.0189	0.00885	0.0264	—	pCi/L	U	U	GELC
R-16	1018.4	06/13/05	WG	UF	CS	—	Rad	H300	Plutonium-239/240	—	-0.00561	0.00561	0.049	—	pCi/L	U	U	GELC
R-16	1018.4	12/03/04	WG	UF	CS	—	Rad	AS	Plutonium-239/240	—	0.00879	0.00762	0.035	—	pCi/L	U	U	GELC

Table D-1 (continued)

Location	Depth (ft)	Date	Fid Matrix	Fid Prep	Lab Sample Type	Fid QC	Suite	Method	Analyte	Symbol	Result	1-sigma TPU	MDA	MDL	Units	Lab Qual	Indep Qual	Lab
R-16	1018.4	10/14/04	WG	UF	CS	—	Rad	AS	Plutonium-239/240	—	0.00734	0.00648	0.039	—	pCi/L	U	U	GELC
R-16	1018.4	07/12/06	WG	F	CS	—	Rad	901.1	Potassium-40	—	17.3	17.9	70.3	—	pCi/L	U	U	GELC
R-16	1018.4	06/13/05	WG	F	CS	—	Rad	901.1	Potassium-40	—	24.3	7.58	30.7	—	pCi/L	U	U	GELC
R-16	1018.4	07/12/06	WG	UF	CS	—	Rad	901.1	Potassium-40	—	15.2	30.3	57.8	—	pCi/L	U	U	GELC
R-16	1018.4	06/13/05	WG	UF	CS	—	Rad	901.1	Potassium-40	—	33.1	13	22.8	—	pCi/L	—	J	GELC
R-16	1018.4	12/03/04	WG	UF	CS	—	Rad	901.1	Potassium-40	—	15.8	19.8	42.5	—	pCi/L	U	U	GELC
R-16	1018.4	10/14/04	WG	UF	CS	—	Rad	901.1	Potassium-40	—	5.32	12.5	21.1	—	pCi/L	U	U	GELC
R-16	1018.4	07/12/06	WG	F	CS	—	Rad	901.1	Sodium-22	—	1.09	1.68	6.54	—	pCi/L	U	U	GELC
R-16	1018.4	06/13/05	WG	F	CS	—	Rad	901.1	Sodium-22	—	0.0967	0.607	2.24	—	pCi/L	U	U	GELC
R-16	1018.4	07/12/06	WG	UF	CS	—	Rad	901.1	Sodium-22	—	-1.65	1.39	4.81	—	pCi/L	U	U	GELC
R-16	1018.4	06/13/05	WG	UF	CS	—	Rad	901.1	Sodium-22	—	-0.227	0.851	2.59	—	pCi/L	U	U	GELC
R-16	1018.4	12/03/04	WG	UF	CS	—	Rad	901.1	Sodium-22	—	0.48	1.06	4.14	—	pCi/L	U	U	GELC
R-16	1018.4	10/14/04	WG	UF	CS	—	Rad	901.1	Sodium-22	—	0.215	0.631	2.23	—	pCi/L	U	U	GELC
R-16	1018.4	07/12/06	WG	F	CS	—	Rad	905.0	Strontium-90	—	0.0361	0.0824	0.326	—	pCi/L	U	U	GELC

Table D-1 (continued)

Location	Depth (ft)	Date	Fid Matrix	Fid Prep	Lab Sample Type	Fid QC	Suite	Method	Analyte	Symbol	Result	1-sigma TPU	MDA	MDL	Units	Lab Qual	Indep Qual	Lab
R-16	1018.4	06/13/05	WG	F	CS	—	Rad	905.0	Strontium-90	—	0.0813	0.062	0.221	—	pCi/L	U	U	GELC
R-16	1018.4	07/12/06	WG	UF	CS	—	Rad	905.0	Strontium-90	—	0.0727	0.0747	0.29	—	pCi/L	U	U	GELC
R-16	1018.4	06/13/05	WG	UF	CS	—	Rad	905.0	Strontium-90	—	-0.192	0.0627	0.252	—	pCi/L	U	U	GELC
R-16	1018.4	12/03/04	WG	UF	CS	—	Rad	GFPC	Strontium-90	—	0.0617	0.0832	0.321	—	pCi/L	U	U	GELC
R-16	1018.4	10/14/04	WG	UF	CS	—	Rad	GFPC	Strontium-90	—	-0.0594	0.0577	0.273	—	pCi/L	U	U	GELC
R-16	1018.4	07/12/06	WG	UF	CS	—	Rad	LLEE	Tritium	—	0.3193	0.28737	0.28737	—	pCi/L	—	U	UMTL
R-16	1018.4	06/13/05	WG	UF	CS	—	Rad	906.0	Tritium	—	63.5	56.2	187	—	pCi/L	U	U	GELC
R-16	1018.4	12/03/04	WG	UF	CS	—	Rad	LLEE	Tritium	—	-0.15965	0.28737	—	0.28737	pCi/L	—	U	UMTL
R-16	1018.4	12/03/04	WG	UF	RE	—	Rad	LLEE	Tritium	—	0.25544	0.28737	—	0.28737	pCi/L	—	U	UMTL
R-16	1018.4	12/03/04	WG	UF	RED P	—	Rad	LLEE	Tritium	—	0.15965	0.28737	—	0.28737	pCi/L	—	U	UMTL
R-16	1018.4	10/14/04	WG	UF	CS	—	Rad	LLEE	Tritium	—	0.3193	0.28737	—	0.28737	pCi/L	—	U	UMTL
R-16	1018.4	07/12/06	WG	F	CS	—	Rad	H300	Uranium-234	—	0.988	0.0708	0.0501	—	pCi/L	—	—	GELC
R-16	1018.4	06/13/05	WG	F	CS	—	Rad	H300	Uranium-234	—	1.24	0.0777	0.083	—	pCi/L	—	J	GELC
R-16	1018.4	07/12/06	WG	UF	CS	—	Rad	H300	Uranium-234	—	1.03	0.0746	0.0549	—	pCi/L	—	—	GELC

Table D-1 (continued)

Location	Depth (ft)	Date	Fid Matrix	Fid Prep	Lab Sample Type	Fid QC	Suite	Method	Analyte	Symbol	Result	1-sigma TPU	MDA	MDL	Units	Lab Qual	Indep Qual	Lab
R-16	1018.4	06/13/05	WG	UF	CS	—	Rad	H300	Uranium-234	—	1.36	0.0774	0.071	—	pCi/L	—	—	GELC
R-16	1018.4	12/03/04	WG	UF	CS	—	Rad	AS	Uranium-234	—	1.63	0.113	0.104	—	pCi/L	—	—	GELC
R-16	1018.4	10/14/04	WG	UF	CS	—	Rad	AS	Uranium-234	—	1.55	0.0919	0.062	—	pCi/L	—	—	GELC
R-16	1018.4	07/12/06	WG	F	CS	—	Rad	H300	Uranium-235/236	—	0.0654	0.0143	0.0423	—	pCi/L	—	J	GELC
R-16	1018.4	06/13/05	WG	F	CS	—	Rad	H300	Uranium-235/236	—	0.0714	0.0143	0.051	—	pCi/L	—	J	GELC
R-16	1018.4	07/12/06	WG	UF	CS	—	Rad	H300	Uranium-235/236	—	0.0618	0.0166	0.0463	—	pCi/L	—	J	GELC
R-16	1018.4	06/13/05	WG	UF	CS	—	Rad	H300	Uranium-235/236	—	0.0776	0.0146	0.044	—	pCi/L	—	J	GELC
R-16	1018.4	12/03/04	WG	UF	CS	—	Rad	AS	Uranium-235/236	—	0.196	0.029	0.067	—	pCi/L	—	J	GELC
R-16	1018.4	10/14/04	WG	UF	CS	—	Rad	AS	Uranium-235/236	—	0.0391	0.0108	0.04	—	pCi/L	U	U	GELC
R-16	1018.4	07/12/06	WG	F	CS	—	Rad	H300	Uranium-238	—	0.673	0.0536	0.0533	—	pCi/L	—	—	GELC
R-16	1018.4	06/13/05	WG	F	CS	—	Rad	H300	Uranium-238	—	0.827	0.0583	0.059	—	pCi/L	—	J	GELC
R-16	1018.4	07/12/06	WG	UF	CS	—	Rad	H300	Uranium-238	—	0.642	0.0532	0.0584	—	pCi/L	—	—	GELC
R-16	1018.4	06/13/05	WG	UF	CS	—	Rad	H300	Uranium-238	—	0.84	0.0553	0.051	—	pCi/L	—	—	GELC
R-16	1018.4	12/03/04	WG	UF	CS	—	Rad	AS	Uranium-238	—	1.14	0.0861	0.074	—	pCi/L	—	—	GELC

Table D-1 (continued)

Location	Depth (ft)	Date	Fid Matrix	Fid Prep	Lab Sample Type	Fid QC	Suite	Method	Analyte	Symbol	Result	1-sigma TPU	MDA	MDL	Units	Lab Qual	Indep Qual	Lab
R-16	1018.4	10/14/04	WG	UF	CS	—	Rad	AS	Uranium-238	—	1.08	0.0691	0.044	—	pCi/L	—	—	GELC
R-16	1018.4	07/12/06	WG	UF	CS	FTB	Voa	8260	Acetone	—	1.44	—	—	1.25	µg/L	J	J, J+	GELC
R-16	1018.4	07/12/06	WG	UF	CS	—	Voa	8260	Acetone	<	2.64	—	—	1.25	µg/L	BJ	J, J+, U	GELC
R-16	1018.4	06/13/05	WG	UF	CS	FTB	Voa	8260	Acetone	<	5	—	—	—	µg/L	U	R	GELC
R-16	1018.4	06/13/05	WG	UF	CS	—	Voa	8260	Acetone	<	5	—	—	—	µg/L	U	R	GELC
R-16	1018.4	12/06/04	WG	UF	CS	FD	Voa	8260	Acetone	<	5	—	—	—	µg/L	U	—	GELC
R-16	1018.4	12/06/04	WG	UF	CS	FTB	Voa	8260	Acetone	<	5	—	—	—	µg/L	U	—	GELC
R-16	1018.4	12/06/04	WG	UF	CS	—	Voa	8260	Acetone	<	5	—	—	—	µg/L	U	—	GELC
R-16	1018.4	10/14/04	WG	UF	CS	FTB	Voa	8260	Acetone	<	5	—	—	—	µg/L	U	—	GELC
R-16	1018.4	10/14/04	WG	UF	CS	—	Voa	8260	Acetone	<	5	—	—	—	µg/L	U	—	GELC
R-16	1018.4	07/12/06	WG	UF	CS	FTB	Voa	8260	Isopropylbenzene	<	1	—	—	0.25	µg/L	U	UJ	GELC
R-16	1018.4	07/12/06	WG	UF	CS	—	Voa	8260	Isopropylbenzene	<	1	—	—	0.25	µg/L	U	UJ	GELC
R-16	1018.4	06/13/05	WG	UF	CS	FTB	Voa	8260	Isopropylbenzene	<	1	—	—	—	µg/L	U	—	GELC
R-16	1018.4	06/13/05	WG	UF	CS	—	Voa	8260	Isopropylbenzene	<	1	—	—	—	µg/L	U	—	GELC

Table D-1 (continued)

Location	Depth (ft)	Date	Fid Matrix	Fid Prep	Lab Sample Type	Fid QC	Suite	Method	Analyte	Symbol	Result	1-sigma TPU	MDA	MDL	Units	Lab Qual	Indep Qual	Lab
R-16	1018.4	12/06/04	WG	UF	CS	FD	Voa	8260	Isopropylbenzene	<	1	—	—	—	µg/L	U	—	GELC
R-16	1018.4	12/06/04	WG	UF	CS	FTB	Voa	8260	Isopropylbenzene	<	1	—	—	—	µg/L	U	—	GELC
R-16	1018.4	12/06/04	WG	UF	CS	—	Voa	8260	Isopropylbenzene	<	1	—	—	—	µg/L	U	—	GELC
R-16	1018.4	10/14/04	WG	UF	CS	FTB	Voa	8260	Isopropylbenzene	<	1	—	—	—	µg/L	U	—	GELC
R-16	1018.4	10/14/04	WG	UF	CS	—	Voa	8260	Isopropylbenzene	<	1	—	—	—	µg/L	U	—	GELC
R-16	1018.4	07/12/06	WG	UF	CS	FTB	Voa	8260	Methylene Chloride	<	5	—	—	2	µg/L	U	UJ	GELC
R-16	1018.4	07/12/06	WG	UF	CS	—	Voa	8260	Methylene Chloride	—	2.55	—	—	2	µg/L	J	—	GELC
R-16	1018.4	06/13/05	WG	UF	CS	FTB	Voa	8260	Methylene Chloride	<	5	—	—	—	µg/L	U	—	GELC
R-16	1018.4	06/13/05	WG	UF	CS	—	Voa	8260	Methylene Chloride	<	5	—	—	—	µg/L	U	—	GELC
R-16	1018.4	12/06/04	WG	UF	CS	FD	Voa	8260	Methylene Chloride	<	5	—	—	—	µg/L	U	—	GELC
R-16	1018.4	12/06/04	WG	UF	CS	FTB	Voa	8260	Methylene Chloride	<	5	—	—	—	µg/L	U	—	GELC
R-16	1018.4	12/06/04	WG	UF	CS	—	Voa	8260	Methylene Chloride	<	5	—	—	—	µg/L	U	—	GELC
R-16	1018.4	10/14/04	WG	UF	CS	FTB	Voa	8260	Methylene Chloride	<	5	—	—	—	µg/L	U	—	GELC
R-16	1018.4	10/14/04	WG	UF	CS	—	Voa	8260	Methylene Chloride	>	5	—	—	—	µg/L	U	—	GELC

Table D-1 (continued)

Location	Depth (ft)	Date	Fid Matrix	Fid Prep	Lab Sample Type	Fid QC	Suite	Method	Analyte	Symbol	Result	1-sigma TPU	MDA	MDL	Units	Lab Qual	Indep Qual	Lab
R-16	1018.4	07/12/06	WG	UF	CS	FTB	Voa	8260	Trimethylbenzene [1,2,4-]	<	1	—	—	0.25	µg/L	U	UJ	GELC
R-16	1018.4	07/12/06	WG	UF	CS	—	Voa	8260	Trimethylbenzene [1,2,4-]	<	1	—	—	0.25	µg/L	U	—	GELC
R-16	1018.4	06/13/05	WG	UF	CS	FTB	Voa	8260	Trimethylbenzene [1,2,4-]	<	1	—	—	—	µg/L	U	—	GELC
R-16	1018.4	06/13/05	WG	UF	CS	—	Voa	8260	Trimethylbenzene [1,2,4-]	<	1	—	—	—	µg/L	U	—	GELC
R-16	1018.4	12/06/04	WG	UF	CS	FD	Voa	8260	Trimethylbenzene [1,2,4-]	<	1	—	—	—	µg/L	U	—	GELC
R-16	1018.4	12/06/04	WG	UF	CS	FTB	Voa	8260	Trimethylbenzene [1,2,4-]	<	1	—	—	—	µg/L	U	—	GELC
R-16	1018.4	12/06/04	WG	UF	CS	—	Voa	8260	Trimethylbenzene [1,2,4-]	<	1	—	—	—	µg/L	U	—	GELC
R-16	1018.4	10/14/04	WG	UF	CS	FTB	Voa	8260	Trimethylbenzene [1,2,4-]	<	1	—	—	—	µg/L	U	—	GELC
R-16	1018.4	10/14/04	WG	UF	CS	—	Voa	8260	Trimethylbenzene [1,2,4-]	<	1	—	—	—	µg/L	U	—	GELC
R-16	1238	06/14/05	WG	F	CS	—	Inorg	310.1	Alkalinity-CO3	—	29.5	—	—	1.45	mg/L	—	—	GELC
R-16	1238	12/07/04	WG	F	CS	—	Inorg	310.1	Alkalinity-CO3	—	31.7	—	—	1.45	mg/L	—	—	GELC
R-16	1238	10/15/04	WG	F	CS	—	Inorg	310.1	Alkalinity-CO3	—	5.15	—	—	1.45	mg/L	—	—	GELC
R-16	1238	10/15/04	WG	F	DUP	—	Inorg	310.1	Alkalinity-CO3	—	6.43	—	—	1.45	mg/L	—	—	GELC
R-16	1238	05/13/04	WG	F	CS	—	Inorg	310.1	Alkalinity-CO3	—	23.3	—	—	1.45	mg/L	—	—	GELC

Table D-1 (continued)

Location	Depth (ft)	Date	Fid Matrix	Fid Prep	Lab Sample Type	Fid QC	Suite	Method	Analyte	Symbol	Result	1-sigma TPU	MDA	MDL	Units	Lab Qual	Indep Qual	Lab
R-16	1238	05/13/04	WG	F	DUP	—	Inorg	310.1	Alkalinity-CO3	—	22.3	—	—	1.45	mg/L	—	—	GELC
R-16	1238	06/14/05	WG	F	CS	—	Inorg	310.1	Alkalinity-CO3+HCO3	—	126	—	—	1.45	mg/L	—	—	GELC
R-16	1238	12/07/04	WG	F	CS	—	Inorg	310.1	Alkalinity-CO3+HCO3	—	138	—	—	1.45	mg/L	—	—	GELC
R-16	1238	10/15/04	WG	F	CS	—	Inorg	310.1	Alkalinity-CO3+HCO3	—	77.7	—	—	1.45	mg/L	—	—	GELC
R-16	1238	10/15/04	WG	F	DUP	—	Inorg	310.1	Alkalinity-CO3+HCO3	—	89.1	—	—	1.45	mg/L	—	—	GELC
R-16	1238	05/13/04	WG	F	CS	—	Inorg	310.1	Alkalinity-CO3+HCO3	—	126	—	—	1.45	mg/L	—	—	GELC
R-16	1238	05/13/04	WG	F	DUP	—	Inorg	310.1	Alkalinity-CO3+HCO3	—	125	—	—	1.45	mg/L	—	—	GELC
R-16	1238	06/14/05	WG	F	CS	—	Inorg	6010	Calcium	—	37.1	—	—	0.036	mg/L	—	—	GELC
R-16	1238	12/07/04	WG	F	CS	—	Inorg	6010	Calcium	—	50	—	—	0.00554	mg/L	—	—	GELC
R-16	1238	10/15/04	WG	F	CS	—	Inorg	6010	Calcium	—	46.6	—	—	0.00554	mg/L	—	—	GELC
R-16	1238	10/15/04	WG	F	DUP	—	Inorg	6010	Calcium	—	46.6	—	—	0.00554	mg/L	—	—	GELC
R-16	1238	05/13/04	WG	F	CS	—	Inorg	6010	Calcium	—	53	—	—	0.00554	mg/L	—	—	GELC
R-16	1238	05/13/04	WG	F	DUP	—	Inorg	6010	Calcium	—	52.5	—	—	0.00554	mg/L	—	—	GELC
R-16	1238	06/14/05	WG	UF	CS	—	Inorg	6010	Calcium	—	36.7	—	—	0.036	mg/L	—	—	GELC

Table D-1 (continued)

Location	Depth (ft)	Date	Fid Matrix	Fid Prep	Lab Sample Type	Fid QC	Suite	Method	Analyte	Symbol	Result	1-sigma TPU	MDA	MDL	Units	Lab Qual	Indep Qual	Lab
R-16	1238	12/07/04	WG	UF	CS	—	Inorg	6010	Calcium	—	49.5	—	—	0.00554	mg/L	—	J	GELC
R-16	1238	10/15/04	WG	UF	CS	—	Inorg	6010	Calcium	—	45.4	—	—	0.00554	mg/L	—	—	GELC
R-16	1238	10/15/04	WG	UF	DUP	—	Inorg	6010	Calcium	—	46.4	—	—	0.00554	mg/L	—	—	GELC
R-16	1238	05/13/04	WG	UF	CS	—	Inorg	6010	Calcium	—	53.9	—	—	0.00554	mg/L	—	—	GELC
R-16	1238	05/13/04	WG	UF	DUP	—	Inorg	6010	Calcium	—	53.1	—	—	0.00554	mg/L	—	—	GELC
R-16	1238	07/13/06	WG	UF	CS	—	Inorg	410.4	Chemical Oxygen Demand	—	7.37	—	—	0.89	mg/L	—	J-	GELC
R-16	1238	06/14/05	WG	F	CS	—	Inorg	300	Chloride	—	5.07	—	—	0.053	mg/L	—	—	GELC
R-16	1238	12/07/04	WG	F	CS	—	Inorg	300	Chloride	—	5.57	—	—	0.0322	mg/L	—	—	GELC
R-16	1238	10/15/04	WG	F	CS	—	Inorg	300	Chloride	—	5.8	—	—	0.0322	mg/L	—	—	GELC
R-16	1238	10/15/04	WG	F	DUP	—	Inorg	300	Chloride	—	5.8	—	—	0.0322	mg/L	—	—	GELC
R-16	1238	05/13/04	WG	F	CS	—	Inorg	300	Chloride	—	7.01	—	—	0.0322	mg/L	—	—	GELC
R-16	1238	05/13/04	WG	F	DUP	—	Inorg	300	Chloride	—	7.08	—	—	0.0322	mg/L	—	—	GELC
R-16	1238	06/14/05	WG	F	CS	—	Inorg	300	Fluoride	—	0.43	—	—	0.03	mg/L	—	—	GELC
R-16	1238	12/07/04	WG	F	CS	—	Inorg	300	Fluoride	—	0.412	—	—	0.0553	mg/L	—	—	GELC

Table D-1 (continued)

Location	Depth (ft)	Date	Fid Matrix	Fid Prep	Lab Sample Type	Fid QC	Suite	Method	Analyte	Symbol	Result	1-sigma TPU	MDA	MDL	Units	Lab Qual	Indep Qual	Lab
R-16	1238	10/15/04	WG	F	CS	—	Inorg	300	Fluoride	—	0.38	—	—	0.0553	mg/L	—	—	GELC
R-16	1238	10/15/04	WG	F	DUP	—	Inorg	300	Fluoride	—	0.354	—	—	0.0553	mg/L	—	—	GELC
R-16	1238	05/13/04	WG	F	CS	—	Inorg	300	Fluoride	—	0.397	—	—	0.0553	mg/L	—	—	GELC
R-16	1238	05/13/04	WG	F	DUP	—	Inorg	300	Fluoride	—	0.402	—	—	0.0553	mg/L	—	—	GELC
R-16	1238	06/14/05	WG	F	CS	—	Inorg	A2340	Hardness	—	94	—	—	0.085	mg/L	—	—	GELC
R-16	1238	06/14/05	WG	UF	CS	—	Inorg	A2340	Hardness	—	92.7	—	—	0.085	mg/L	—	—	GELC
R-16	1238	06/14/05	WG	F	CS	—	Inorg	6010	Magnesium	—	0.336	—	—	0.085	mg/L	—	—	GELC
R-16	1238	12/07/04	WG	F	CS	—	Inorg	6010	Magnesium	—	0.744	—	—	0.00518	mg/L	E	J	GELC
R-16	1238	10/15/04	WG	F	CS	—	Inorg	6010	Magnesium	—	0.706	—	—	0.00518	mg/L	—	—	GELC
R-16	1238	10/15/04	WG	F	DUP	—	Inorg	6010	Magnesium	—	0.708	—	—	0.00518	mg/L	—	—	GELC
R-16	1238	05/13/04	WG	F	CS	—	Inorg	6010	Magnesium	—	0.963	—	—	0.00518	mg/L	—	—	GELC
R-16	1238	05/13/04	WG	F	DUP	—	Inorg	6010	Magnesium	—	0.948	—	—	0.00518	mg/L	—	—	GELC
R-16	1238	06/14/05	WG	UF	CS	—	Inorg	6010	Magnesium	—	0.282	—	—	0.085	mg/L	J	—	GELC
R-16	1238	12/07/04	WG	UF	CS	—	Inorg	6010	Magnesium	—	0.713	—	—	0.00518	mg/L	E	J	GELC

Table D-1 (continued)

Location	Depth (ft)	Date	Fid Matrix	Fid Prep	Lab Sample Type	Fid QC	Suite	Method	Analyte	Symbol	Result	1-sigma TPU	MDA	MDL	Units	Lab Qual	Indep Qual	Lab
R-16	1238	10/15/04	WG	UF	CS	—	Inorg	6010	Magnesium	—	0.725	—	—	0.00518	mg/L	—	—	GELC
R-16	1238	10/15/04	WG	UF	DUP	—	Inorg	6010	Magnesium	—	0.746	—	—	0.00518	mg/L	—	—	GELC
R-16	1238	05/13/04	WG	UF	CS	—	Inorg	6010	Magnesium	—	1.03	—	—	0.00518	mg/L	—	—	GELC
R-16	1238	05/13/04	WG	UF	DUP	—	Inorg	6010	Magnesium	—	1.01	—	—	0.00518	mg/L	—	—	GELC
R-16	1238	06/14/05	WG	F	CS	—	Inorg	353.1	Nitrate-Nitrite as N	<	0.017	—	—	0.017	mg/L	U	—	GELC
R-16	1238	12/07/04	WG	F	CS	—	Inorg	353.1	Nitrate-Nitrite as N	<	0.003	—	—	0.003	mg/L	U	R	GELC
R-16	1238	10/15/04	WG	F	CS	—	Inorg	353.1	Nitrate-Nitrite as N	<	0.00854	—	—	0.003	mg/L	J	UJ	GELC
R-16	1238	10/15/04	WG	F	DUP	—	Inorg	353.1	Nitrate-Nitrite as N	—	0.00939	—	—	0.003	mg/L	J	—	GELC
R-16	1238	05/13/04	WG	F	CS	—	Inorg	353.1	Nitrate-Nitrite as N	<	0.01	—	—	0.01	mg/L	U	R	GELC
R-16	1238	05/13/04	WG	F	DUP	—	Inorg	353.1	Nitrate-Nitrite as N	<	0.01	—	—	0.01	mg/L	U	—	GELC
R-16	1238	12/07/04	WG	UF	CS	—	Inorg	353.1	Nitrate-Nitrite as N	<	0.003	—	—	0.003	mg/L	U	R	GELC
R-16	1238	10/15/04	WG	UF	CS	—	Inorg	353.1	Nitrate-Nitrite as N	<	0.00904	—	—	0.003	mg/L	J	UJ	GELC
R-16	1238	10/15/04	WG	UF	DUP	—	Inorg	353.1	Nitrate-Nitrite as N	—	0.00951	—	—	0.003	mg/L	J	—	GELC
R-16	1238	05/13/04	WG	UF	CS	—	Inorg	353.1	Nitrate-Nitrite as N	>	0.01	—	—	0.01	mg/L	U	R	GELC

Table D-1 (continued)

Location	Depth (ft)	Date	Fid Matrix	Fid Prep	Lab Sample Type	Fid QC	Suite	Method	Analyte	Symbol	Result	1-sigma TPU	MDA	MDL	Units	Lab Qual	Indep Qual	Lab
R-16	1238	05/13/04	WG	UF	DUP	—	Inorg	353.1	Nitrate-Nitrite as N	<	0.01	—	—	0.01	mg/L	U	—	GELC
R-16	1238	03/18/04	WG	UF	CS	—	Inorg	353.1	Nitrate-Nitrite as N	<	0.01	—	—	0.01	mg/L	U	—	GELC
R-16	1238	03/18/04	WG	UF	DUP	—	Inorg	353.1	Nitrate-Nitrite as N	—	0.01	—	—	0.01	mg/L	J	—	GELC
R-16	1238	06/14/05	WG	F	CS	—	Inorg	314.0	Perchlorate	<	4	—	—	4	µg/L	U	—	GELC
R-16	1238	06/14/05	WG	F	CS	—	Inorg	6850	Perchlorate	<	0.05	—	—	0.05	µg/L	U	—	GELC
R-16	1238	12/07/04	WG	UF	CS	—	Inorg	314.0	Perchlorate	<	4	—	—	4	µg/L	U	—	GELC
R-16	1238	12/07/04	WG	UF	CS	—	Inorg	6850	Perchlorate	<	0.05	—	—	0.05	µg/L	U	—	GELC
R-16	1238	10/15/04	WG	UF	CS	—	Inorg	314.0	Perchlorate	<	4	—	—	4	µg/L	U	—	GELC
R-16	1238	10/15/04	WG	UF	CS	—	Inorg	6850	Perchlorate	<	0.05	—	—	0.05	µg/L	U	—	GELC
R-16	1238	05/13/04	WG	UF	CS	—	Inorg	314.0	Perchlorate	<	4	—	—	4	µg/L	U	—	GELC
R-16	1238	05/13/04	WG	UF	CS	—	Inorg	6850	Perchlorate	<	0.05	—	—	0.05	µg/L	U	—	GELC
R-16	1238	03/19/04	WG	UF	CS	—	Inorg	314.0	Perchlorate	<	4	—	—	4	µg/L	U	—	GELC
R-16	1238	03/19/04	WG	UF	DUP	—	Inorg	314.0	Perchlorate	<	4	—	—	4	µg/L	U	—	GELC
R-16	1238	06/14/05	WG	F	CS	—	Inorg	6010	Potassium	—	4.36	—	—	0.05	mg/L	—	—	GELC

Table D-1 (continued)

Location	Depth (ft)	Date	Fid Matrix	Fid Prep	Lab Sample Type	Fid QC	Suite	Method	Analyte	Symbol	Result	1-sigma TPU	MDA	MDL	Units	Lab Qual	Indep Qual	Lab
R-16	1238	12/07/04	WG	F	CS	—	Inorg	6010	Potassium	—	4.93	—	—	0.0165	mg/L	—	—	GELC
R-16	1238	10/15/04	WG	F	CS	—	Inorg	6010	Potassium	—	4.5	—	—	0.0165	mg/L	—	—	GELC
R-16	1238	10/15/04	WG	F	DUP	—	Inorg	6010	Potassium	—	4.44	—	—	0.0165	mg/L	—	—	GELC
R-16	1238	05/13/04	WG	F	CS	—	Inorg	6010	Potassium	—	5.07	—	—	0.0165	mg/L	—	—	GELC
R-16	1238	05/13/04	WG	F	DUP	—	Inorg	6010	Potassium	—	4.97	—	—	0.0165	mg/L	—	—	GELC
R-16	1238	06/14/05	WG	UF	CS	—	Inorg	6010	Potassium	—	4.4	—	—	0.05	mg/L	—	—	GELC
R-16	1238	12/07/04	WG	UF	CS	—	Inorg	6010	Potassium	—	4.82	—	—	0.0165	mg/L	—	J	GELC
R-16	1238	10/15/04	WG	UF	CS	—	Inorg	6010	Potassium	—	4.34	—	—	0.0165	mg/L	—	—	GELC
R-16	1238	10/15/04	WG	UF	DUP	—	Inorg	6010	Potassium	—	4.41	—	—	0.0165	mg/L	—	—	GELC
R-16	1238	05/13/04	WG	UF	CS	—	Inorg	6010	Potassium	—	5.08	—	—	0.0165	mg/L	—	—	GELC
R-16	1238	05/13/04	WG	UF	DUP	—	Inorg	6010	Potassium	—	5.02	—	—	0.0165	mg/L	—	—	GELC
R-16	1238	06/14/05	WG	F	CS	—	Inorg	6010	Silicon Dioxide	—	29.8	—	—	0.032	mg/L	N	—	GELC
R-16	1238	12/07/04	WG	F	CS	—	Inorg	6010	Silicon Dioxide	—	15.5	—	—	0.00983	mg/L	—	—	GELC
R-16	1238	10/15/04	WG	F	CS	—	Inorg	6010	Silicon Dioxide	—	15.2	—	—	0.00983	mg/L	—	—	GELC

Table D-1 (continued)

Location	Depth (ft)	Date	Fid Matrix	Fid Prep	Lab Sample Type	Fid QC	Suite	Method	Analyte	Symbol	Result	1-sigma TPU	MDA	MDL	Units	Lab Qual	Indep Qual	Lab
R-16	1238	10/15/04	WG	F	DUP	—	Inorg	6010	Silicon Dioxide	—	15.2	—	—	0.00983	mg/L	—	—	GELC
R-16	1238	05/13/04	WG	F	CS	—	Inorg	6010	Silicon Dioxide	—	28.8	—	—	0.0212	mg/L	N	J+	GELC
R-16	1238	05/13/04	WG	F	DUP	—	Inorg	6010	Silicon Dioxide	—	31.8	—	—	0.0212	mg/L	—	—	GELC
R-16	1238	06/14/05	WG	UF	CS	—	Inorg	6010	Silicon Dioxide	—	28.6	—	—	0.032	mg/L	N	J-	GELC
R-16	1238	12/07/04	WG	UF	CS	—	Inorg	6010	Silicon Dioxide	—	15.9	—	—	0.00983	mg/L	—	J	GELC
R-16	1238	10/15/04	WG	UF	CS	—	Inorg	6010	Silicon Dioxide	—	15.2	—	—	0.00983	mg/L	—	—	GELC
R-16	1238	10/15/04	WG	UF	DUP	—	Inorg	6010	Silicon Dioxide	—	15.6	—	—	0.00983	mg/L	—	—	GELC
R-16	1238	05/13/04	WG	UF	CS	—	Inorg	6010	Silicon Dioxide	—	33.5	—	—	0.0212	mg/L	N	—	GELC
R-16	1238	05/13/04	WG	UF	DUP	—	Inorg	6010	Silicon Dioxide	—	33	—	—	0.0212	mg/L	—	—	GELC
R-16	1238	06/14/05	WG	F	CS	—	Inorg	6010	Sodium	—	27.2	—	—	0.045	mg/L	—	—	GELC
R-16	1238	12/07/04	WG	F	CS	—	Inorg	6010	Sodium	—	27.9	—	—	0.0144	mg/L	—	—	GELC
R-16	1238	10/15/04	WG	F	CS	—	Inorg	6010	Sodium	—	29.7	—	—	0.0144	mg/L	—	—	GELC
R-16	1238	10/15/04	WG	F	DUP	—	Inorg	6010	Sodium	—	29.6	—	—	0.0144	mg/L	—	—	GELC
R-16	1238	05/13/04	WG	F	CS	—	Inorg	6010	Sodium	—	30.8	—	—	0.0144	mg/L	—	—	GELC

Table D-1 (continued)

Location	Depth (ft)	Date	Fid Matrix	Fid Prep	Lab Sample Type	Fid QC	Suite	Method	Analyte	Symbol	Result	1-sigma TPU	MDA	MDL	Units	Lab Qual	Indep Qual	Lab
R-16	1238	05/13/04	WG	F	DUP	—	Inorg	6010	Sodium	—	30.5	—	—	0.0144	mg/L	—	—	GELC
R-16	1238	06/14/05	WG	UF	CS	—	Inorg	6010	Sodium	—	27.6	—	—	0.045	mg/L	—	—	GELC
R-16	1238	12/07/04	WG	UF	CS	—	Inorg	6010	Sodium	—	27.7	—	—	0.0144	mg/L	—	J	GELC
R-16	1238	10/15/04	WG	UF	CS	—	Inorg	6010	Sodium	—	28.3	—	—	0.0144	mg/L	—	—	GELC
R-16	1238	10/15/04	WG	UF	DUP	—	Inorg	6010	Sodium	—	29.1	—	—	0.0144	mg/L	—	—	GELC
R-16	1238	05/13/04	WG	UF	CS	—	Inorg	6010	Sodium	—	31.3	—	—	0.0144	mg/L	—	—	GELC
R-16	1238	05/13/04	WG	UF	DUP	—	Inorg	6010	Sodium	—	30.8	—	—	0.0144	mg/L	—	—	GELC
R-16	1238	06/14/05	WG	F	CS	—	Inorg	9050	Specific Conductance	—	279	—	—	1	uS/cm	—	—	GELC
R-16	1238	06/14/05	WG	F	CS	—	Inorg	300	Sulfate	—	28.8	—	—	0.057	mg/L	—	—	GELC
R-16	1238	12/07/04	WG	F	CS	—	Inorg	300	Sulfate	—	40.2	—	—	0.965	mg/L	—	—	GELC
R-16	1238	10/15/04	WG	F	CS	—	Inorg	300	Sulfate	—	48.9	—	—	0.386	mg/L	—	—	GELC
R-16	1238	10/15/04	WG	F	DUP	—	Inorg	300	Sulfate	—	49.3	—	—	0.386	mg/L	—	—	GELC
R-16	1238	05/13/04	WG	F	CS	—	Inorg	300	Sulfate	—	63.2	—	—	0.965	mg/L	—	J+	GELC
R-16	1238	05/13/04	WG	F	DUP	—	Inorg	300	Sulfate	—	63.3	—	—	0.965	mg/L	—	—	GELC

Table D-1 (continued)

Location	Depth (ft)	Date	Fid Matrix	Fid Prep	Lab Sample Type	Fid QC	Suite	Method	Analyte	Symbol	Result	1-sigma TPU	MDA	MDL	Units	Lab Qual	Indep Qual	Lab
R-16	1238	06/14/05	WG	F	CS	—	Inorg	160.1	Total Dissolved Solids	—	203	—	—	2.38	mg/L	—	—	GELC
R-16	1238	12/07/04	WG	UF	CS	—	Inorg	9060	Total Organic Carbon	<	3.07	—	—	0.125	mg/L	—	U	GELC
R-16	1238	10/15/04	WG	UF	CS	—	Inorg	9060	Total Organic Carbon	—	1.71	—	—	0.125	mg/L	—	—	GELC
R-16	1238	10/15/04	WG	UF	DUP	—	Inorg	9060	Total Organic Carbon	—	1.63	—	—	0.125	mg/L	—	—	GELC
R-16	1238	05/13/04	WG	UF	CS	—	Inorg	9060	Total Organic Carbon	—	2.44	—	—	0.025	mg/L	—	—	GELC
R-16	1238	05/13/04	WG	UF	DUP	—	Inorg	9060	Total Organic Carbon	—	2.49	—	—	0.025	mg/L	—	—	GELC
R-16	1238	03/19/04	WG	UF	CS	FD	Inorg	9060	Total Organic Carbon	—	2.2	—	—	0.025	mg/L	—	J-	GELC
R-16	1238	03/19/04	WG	UF	CS	—	Inorg	9060	Total Organic Carbon	—	2.08	—	—	0.025	mg/L	—	J-	GELC
R-16	1238	03/19/04	WG	UF	DUP	—	Inorg	415.1	Total Organic Carbon	—	2.05	—	—	0.025	mg/L	—	—	GELC
R-16	1238	06/14/05	WG	F	CS	—	Inorg	365.4	Total Phosphate as Phosphorus	—	0.278	—	—	0.01	mg/L	—	—	GELC
R-16	1238	12/07/04	WG	F	CS	—	Inorg	300	Total Phosphate as Phosphorus	—	0.502	—	—	0.151	mg/L	H	J-	GELC
R-16	1238	10/15/04	WG	F	CS	—	Inorg	300	Total Phosphate as Phosphorus	<	0.151	—	—	0.151	mg/L	UH	R	GELC
R-16	1238	10/15/04	WG	F	DUP	—	Inorg	300	Total Phosphate as Phosphorus	<	0.151	—	—	0.151	mg/L	UH	—	GELC
R-16	1238	05/13/04	WG	F	CS	—	Inorg	300	Total Phosphate as Phosphorus	<	0.151	—	—	0.151	mg/L	UH	R	GELC

Table D-1 (continued)

Location	Depth (ft)	Date	Fid Matrix	Fid Prep	Lab Sample Type	Fid QC	Suite	Method	Analyte	Symbol	Result	1-sigma TPU	MDA	MDL	Units	Lab Qual	Indep Qual	Lab
R-16	1238	05/13/04	WG	F	DUP	—	Inorg	300	Total Phosphate as Phosphorus	<	0.151	—	—	0.151	mg/L	UH	—	GELC
R-16	1238	06/14/05	WG	F	CS	—	Inorg	150.1	pH	—	9.3	—	—	0.01	SU	H	J	GELC
R-16	1238	06/14/05	WG	F	CS	—	Met	6010	Barium	—	67	—	—	1	µg/L	—	—	GELC
R-16	1238	12/07/04	WG	F	CS	—	Met	6010	Barium	—	88.7	—	—	0.222	µg/L	—	—	GELC
R-16	1238	10/15/04	WG	F	CS	—	Met	6010	Barium	—	84.6	—	—	0.222	µg/L	—	—	GELC
R-16	1238	10/15/04	WG	F	DUP	—	Met	6010	Barium	—	84.3	—	—	0.222	µg/L	—	—	GELC
R-16	1238	05/13/04	WG	F	CS	—	Met	6010	Barium	—	97.2	—	—	0.222	µg/L	—	—	GELC
R-16	1238	05/13/04	WG	F	DUP	—	Met	6010	Barium	—	96.1	—	—	0.222	µg/L	—	—	GELC
R-16	1238	06/14/05	WG	UF	CS	—	Met	6010	Barium	—	62.5	—	—	1	µg/L	—	—	GELC
R-16	1238	12/07/04	WG	UF	CS	—	Met	6010	Barium	—	89.1	—	—	0.222	µg/L	—	J	GELC
R-16	1238	10/15/04	WG	UF	CS	—	Met	6010	Barium	—	87.3	—	—	0.222	µg/L	—	—	GELC
R-16	1238	10/15/04	WG	UF	DUP	—	Met	6010	Barium	—	89.3	—	—	0.222	µg/L	—	—	GELC
R-16	1238	05/13/04	WG	UF	CS	—	Met	6010	Barium	—	101	—	—	0.222	µg/L	—	—	GELC
R-16	1238	05/13/04	WG	UF	DUP	—	Met	6010	Barium	—	99.5	—	—	0.222	µg/L	—	—	GELC

Table D-1 (continued)

Location	Depth (ft)	Date	Fid Matrix	Fid Prep	Lab Sample Type	Fid QC	Suite	Method	Analyte	Symbol	Result	1-sigma TPU	MDA	MDL	Units	Lab Qual	Indep Qual	Lab
R-16	1238	06/14/05	WG	F	CS	—	Met	6010	Boron	—	27.8	—	—	10	µg/L	J	—	GELC
R-16	1238	12/07/04	WG	F	CS	—	Met	6010	Boron	<	38.6	—	—	4.88	µg/L	J	U	GELC
R-16	1238	10/15/04	WG	F	CS	—	Met	6010	Boron	—	28.8	—	—	4.88	µg/L	J	—	GELC
R-16	1238	10/15/04	WG	F	DUP	—	Met	6010	Boron	—	27.4	—	—	4.88	µg/L	J	—	GELC
R-16	1238	05/13/04	WG	F	CS	—	Met	6010	Boron	—	26.9	—	—	4.88	µg/L	B	—	GELC
R-16	1238	05/13/04	WG	F	DUP	—	Met	6010	Boron	—	24.1	—	—	4.88	µg/L	B	—	GELC
R-16	1238	06/14/05	WG	UF	CS	—	Met	6010	Boron	—	26.5	—	—	10	µg/L	J	—	GELC
R-16	1238	12/07/04	WG	UF	CS	—	Met	6010	Boron	<	34.5	—	—	4.88	µg/L	J	U	GELC
R-16	1238	10/15/04	WG	UF	CS	—	Met	6010	Boron	—	27.6	—	—	4.88	µg/L	J	—	GELC
R-16	1238	10/15/04	WG	UF	DUP	—	Met	6010	Boron	—	28.1	—	—	4.88	µg/L	J	—	GELC
R-16	1238	05/13/04	WG	UF	CS	—	Met	6010	Boron	—	27.2	—	—	4.88	µg/L	B	—	GELC
R-16	1238	05/13/04	WG	UF	DUP	—	Met	6010	Boron	—	27	—	—	4.88	µg/L	B	—	GELC
R-16	1238	06/14/05	WG	F	CS	—	Met	6010	Chromium	<	1	—	—	1	µg/L	U	—	GELC
R-16	1238	12/07/04	WG	F	CS	—	Met	6010	Chromium	—	0.97	—	—	0.503	µg/L	J	—	GELC

Table D-1 (continued)

Location	Depth (ft)	Date	Fid Matrix	Fid Prep	Lab Sample Type	Fid QC	Suite	Method	Analyte	Symbol	Result	1-sigma TPU	MDA	MDL	Units	Lab Qual	Indep Qual	Lab
R-16	1238	10/15/04	WG	F	CS	—	Met	6010	Chromium	<	0.503	—	—	0.503	µg/L	U	UJ	GELC
R-16	1238	10/15/04	WG	F	DUP	—	Met	6010	Chromium	<	0.503	—	—	0.503	µg/L	U	—	GELC
R-16	1238	05/13/04	WG	F	CS	—	Met	6010	Chromium	<	0.503	—	—	0.503	µg/L	U	—	GELC
R-16	1238	05/13/04	WG	F	DUP	—	Met	6010	Chromium	<	0.503	—	—	0.503	µg/L	U	—	GELC
R-16	1238	06/14/05	WG	UF	CS	—	Met	6010	Chromium	<	1	—	—	1	µg/L	U	—	GELC
R-16	1238	12/07/04	WG	UF	CS	—	Met	6010	Chromium	—	3.2	—	—	0.503	µg/L	J	J	GELC
R-16	1238	10/15/04	WG	UF	CS	—	Met	6010	Chromium	<	0.503	—	—	0.503	µg/L	U	UJ	GELC
R-16	1238	10/15/04	WG	UF	DUP	—	Met	6010	Chromium	—	2.39	—	—	0.503	µg/L	J	—	GELC
R-16	1238	05/13/04	WG	UF	CS	—	Met	6010	Chromium	<	0.503	—	—	0.503	µg/L	U	—	GELC
R-16	1238	05/13/04	WG	UF	DUP	—	Met	6010	Chromium	<	0.503	—	—	0.503	µg/L	U	—	GELC
R-16	1238	06/14/05	WG	F	CS	—	Met	6020	Nickel	—	7.2	—	—	0.5	µg/L	*	—	GELC
R-16	1238	12/07/04	WG	F	CS	—	Met	6010	Nickel	—	6.3	—	—	0.69	µg/L	—	—	GELC
R-16	1238	10/15/04	WG	F	CS	—	Met	6010	Nickel	—	7.1	—	—	0.69	µg/L	—	—	GELC
R-16	1238	10/15/04	WG	F	DUP	—	Met	6010	Nickel	—	9.38	—	—	0.69	µg/L	—	—	GELC

Table D-1 (continued)

Location	Depth (ft)	Date	Fid Matrix	Fid Prep	Lab Sample Type	Fid QC	Suite	Method	Analyte	Symbol	Result	1-sigma TPU	MDA	MDL	Units	Lab Qual	Indep Qual	Lab
R-16	1238	05/13/04	WG	F	CS	—	Met	6010	Nickel	—	7.5	—	—	0.69	µg/L	—	—	GELC
R-16	1238	05/13/04	WG	F	DUP	—	Met	6010	Nickel	—	8.58	—	—	0.69	µg/L	—	—	GELC
R-16	1238	06/14/05	WG	UF	CS	—	Met	6020	Nickel	—	7.3	—	—	0.5	µg/L	*	J	GELC
R-16	1238	12/07/04	WG	UF	CS	—	Met	6010	Nickel	—	7.7	—	—	0.69	µg/L	—	J	GELC
R-16	1238	10/15/04	WG	UF	CS	—	Met	6010	Nickel	—	7.9	—	—	0.69	µg/L	—	—	GELC
R-16	1238	10/15/04	WG	UF	DUP	—	Met	6010	Nickel	—	9.94	—	—	0.69	µg/L	—	—	GELC
R-16	1238	05/13/04	WG	UF	CS	—	Met	6010	Nickel	—	10.4	—	—	0.69	µg/L	—	—	GELC
R-16	1238	05/13/04	WG	UF	DUP	—	Met	6010	Nickel	—	9.08	—	—	0.69	µg/L	—	—	GELC
R-16	1238	06/14/05	WG	F	CS	—	Met	6010	Strontium	—	475	—	—	1	µg/L	—	—	GELC
R-16	1238	12/07/04	WG	F	CS	—	Met	6010	Strontium	—	599	—	—	0.178	µg/L	—	—	GELC
R-16	1238	10/15/04	WG	F	CS	—	Met	6010	Strontium	—	570	—	—	0.178	µg/L	—	—	GELC
R-16	1238	10/15/04	WG	F	DUP	—	Met	6010	Strontium	—	570	—	—	0.178	µg/L	—	—	GELC
R-16	1238	05/13/04	WG	F	CS	—	Met	6010	Strontium	—	613	—	—	0.178	µg/L	—	—	GELC
R-16	1238	05/13/04	WG	F	DUP	—	Met	6010	Strontium	—	608	—	—	0.178	µg/L	—	—	GELC

Table D-1 (continued)

Location	Depth (ft)	Date	Fid Matrix	Fid Prep	Lab Sample Type	Fid QC	Suite	Method	Analyte	Symbol	Result	1-sigma TPU	MDA	MDL	Units	Lab Qual	Indep Qual	Lab
R-16	1238	06/14/05	WG	UF	CS	—	Met	6010	Strontium	—	459	—	—	1	µg/L	—	—	GELC
R-16	1238	12/07/04	WG	UF	CS	—	Met	6010	Strontium	—	596	—	—	0.178	µg/L	—	J	GELC
R-16	1238	10/15/04	WG	UF	CS	—	Met	6010	Strontium	—	559	—	—	0.178	µg/L	—	—	GELC
R-16	1238	10/15/04	WG	UF	DUP	—	Met	6010	Strontium	—	570	—	—	0.178	µg/L	—	—	GELC
R-16	1238	05/13/04	WG	UF	CS	—	Met	6010	Strontium	—	629	—	—	0.178	µg/L	—	—	GELC
R-16	1238	05/13/04	WG	UF	DUP	—	Met	6010	Strontium	—	621	—	—	0.178	µg/L	—	—	GELC
R-16	1238	06/14/05	WG	F	CS	—	Met	6020	Uranium	—	0.16	—	—	0.05	µg/L	J	—	GELC
R-16	1238	12/07/04	WG	F	CS	—	Met	6020	Uranium	—	0.24	—	—	0.02	µg/L	—	—	GELC
R-16	1238	10/15/04	WG	F	CS	—	Met	6020	Uranium	—	0.17	—	—	0.02	µg/L	J	J-	GELC
R-16	1238	10/15/04	WG	F	DUP	—	Met	6020	Uranium	—	0.205	—	—	0.02	µg/L	—	—	GELC
R-16	1238	05/13/04	WG	F	CS	—	Met	6020	Uranium	—	0.21	—	—	0.02	µg/L	—	—	GELC
R-16	1238	05/13/04	WG	F	DUP	—	Met	6020	Uranium	—	0.19	—	—	0.02	µg/L	B	—	GELC
R-16	1238	06/14/05	WG	UF	CS	—	Met	6020	Uranium	—	0.1	—	—	0.05	µg/L	J	—	GELC
R-16	1238	12/07/04	WG	UF	CS	—	Met	6020	Uranium	—	0.22	—	—	0.02	µg/L	—	J	GELC

Table D-1 (continued)

Location	Depth (ft)	Date	Fid Matrix	Fid Prep	Lab Sample Type	Fid QC	Suite	Method	Analyte	Symbol	Result	1-sigma TPU	MDA	MDL	Units	Lab Qual	Indep Qual	Lab
R-16	1238	10/15/04	WG	UF	CS	—	Met	6020	Uranium	—	0.2	—	—	0.02	µg/L	—	J-	GELC
R-16	1238	10/15/04	WG	UF	DUP	—	Met	6020	Uranium	—	0.199	—	—	0.02	µg/L	J	—	GELC
R-16	1238	05/13/04	WG	UF	CS	—	Met	6020	Uranium	—	0.24	—	—	0.02	µg/L	—	—	GELC
R-16	1238	05/13/04	WG	UF	DUP	—	Met	6020	Uranium	—	0.22	—	—	0.02	µg/L	—	—	GELC
R-16	1238	06/14/05	WG	F	CS	—	Met	6010	Vanadium	<	1	—	—	1	µg/L	U	UJ	GELC
R-16	1238	12/07/04	WG	F	CS	—	Met	6010	Vanadium	<	0.606	—	—	0.606	µg/L	U	—	GELC
R-16	1238	10/15/04	WG	F	CS	—	Met	6010	Vanadium	<	0.606	—	—	0.606	µg/L	U	—	GELC
R-16	1238	10/15/04	WG	F	DUP	—	Met	6010	Vanadium	<	0.606	—	—	0.606	µg/L	U	—	GELC
R-16	1238	05/13/04	WG	F	CS	—	Met	6010	Vanadium	<	0.606	—	—	0.606	µg/L	U	—	GELC
R-16	1238	05/13/04	WG	F	DUP	—	Met	6010	Vanadium	<	0.606	—	—	0.606	µg/L	U	—	GELC
R-16	1238	06/14/05	WG	UF	CS	—	Met	6010	Vanadium	<	1	—	—	1	µg/L	U	UJ	GELC
R-16	1238	12/07/04	WG	UF	CS	—	Met	6010	Vanadium	<	0.606	—	—	0.606	µg/L	U	UJ	GELC
R-16	1238	10/15/04	WG	UF	CS	—	Met	6010	Vanadium	<	0.606	—	—	0.606	µg/L	U	—	GELC
R-16	1238	10/15/04	WG	UF	DUP	—	Met	6010	Vanadium	>	0.606	—	—	0.606	µg/L	U	—	GELC

Table D-1 (continued)

Location	Depth (ft)	Date	Fid Matrix	Fid Prep	Lab Sample Type	Fid QC	Suite	Method	Analyte	Symbol	Result	1-sigma TPU	MDA	MDL	Units	Lab Qual	Indep Qual	Lab
R-16	1238	05/13/04	WG	UF	CS	—	Met	6010	Vanadium	<	0.606	—	—	0.606	µg/L	U	—	GELC
R-16	1238	05/13/04	WG	UF	DUP	—	Met	6010	Vanadium	<	0.606	—	—	0.606	µg/L	U	—	GELC
R-16	1238	06/14/05	WG	F	CS	—	Met	6010	Zinc	<	5.6	—	—	2	µg/L	J	U	GELC
R-16	1238	12/07/04	WG	F	CS	—	Met	6010	Zinc	—	8.3	—	—	0.883	µg/L	—	—	GELC
R-16	1238	10/15/04	WG	F	CS	—	Met	6010	Zinc	—	1.7	—	—	0.883	µg/L	J*	—	GELC
R-16	1238	10/15/04	WG	F	DUP	—	Met	6010	Zinc	—	1.68	—	—	0.883	µg/L	J	—	GELC
R-16	1238	05/13/04	WG	F	CS	—	Met	6010	Zinc	<	0.883	—	—	0.883	µg/L	U	R	GELC
R-16	1238	05/13/04	WG	F	DUP	—	Met	6010	Zinc	—	3.68	—	—	0.883	µg/L	B	—	GELC
R-16	1238	06/14/05	WG	UF	CS	—	Met	6010	Zinc	<	5.6	—	—	2	µg/L	J	U	GELC
R-16	1238	12/07/04	WG	UF	CS	—	Met	6010	Zinc	—	10.1	—	—	0.883	µg/L	—	J	GELC
R-16	1238	10/15/04	WG	UF	CS	—	Met	6010	Zinc	—	11.5	—	—	0.883	µg/L	*	—	GELC
R-16	1238	10/15/04	WG	UF	DUP	—	Met	6010	Zinc	—	5.23	—	—	0.883	µg/L	*	—	GELC
R-16	1238	05/13/04	WG	UF	CS	—	Met	6010	Zinc	—	6.5	—	—	0.883	µg/L	—	J-	GELC
R-16	1238	05/13/04	WG	UF	DUP	—	Met	6010	Zinc	—	5.78	—	—	0.883	µg/L	—	—	GELC

Table D-1 (continued)

Location	Depth (ft)	Date	Fid Matrix	Fid Prep	Lab Sample Type	Fid QC	Suite	Method	Analyte	Symbol	Result	1-sigma TPU	MDA	MDL	Units	Lab Qual	Indep Qual	Lab
R-16	1238	06/14/05	WG	F	CS	—	Rad	H300	Americium-241	—	0.00801	0.00745	0.039	—	pCi/L	U	U	GELC
R-16	1238	06/14/05	WG	UF	CS	—	Rad	H300	Americium-241	—	-0.0214	0.02	0.039	—	pCi/L	U	U	GELC
R-16	1238	12/07/04	WG	UF	CS	—	Rad	AS	Americium-241	—	0.01	0.00726	0.032	—	pCi/L	U	U	GELC
R-16	1238	10/15/04	WG	UF	CS	—	Rad	AS	Americium-241	—	0.0255	0.0107	0.037	—	pCi/L	U	U	GELC
R-16	1238	05/13/04	WG	UF	CS	—	Rad	AS	Americium-241	—	0.02	0.00676	0.039	—	pCi/L	U	U	GELC
R-16	1238	05/13/04	WG	UF	DUP	—	Rad	AS	Americium-241	—	0.00716	0.0149	0.042	—	pCi/L	U	—	GELC
R-16	1238	06/14/05	WG	F	CS	—	Rad	901.1	Cesium-137	—	-0.853	0.758	2.59	—	pCi/L	U	U	GELC
R-16	1238	06/14/05	WG	UF	CS	—	Rad	901.1	Cesium-137	—	-0.775	0.704	2.32	—	pCi/L	U	U	GELC
R-16	1238	12/07/04	WG	UF	CS	—	Rad	901.1	Cesium-137	—	0.493	1.01	3.6	—	pCi/L	U	U	GELC
R-16	1238	10/15/04	WG	UF	CS	—	Rad	901.1	Cesium-137	—	0.34	0.998	3.62	—	pCi/L	U	U	GELC
R-16	1238	05/13/04	WG	UF	CS	—	Rad	901.1	Cesium-137	—	1.77	0.892	3.14	—	pCi/L	U	U	GELC
R-16	1238	06/14/05	WG	F	CS	—	Rad	901.1	Cobalt-60	—	-0.36	0.882	2.63	—	pCi/L	U	U	GELC
R-16	1238	06/14/05	WG	UF	CS	—	Rad	901.1	Cobalt-60	—	-0.0919	0.71	2.56	—	pCi/L	U	U	GELC
R-16	1238	12/07/04	WG	UF	CS	—	Rad	901.1	Cobalt-60	—	0.614	0.987	3.78	—	pCi/L	U	U	GELC

Table D-1 (continued)

Location	Depth (ft)	Date	Fid Matrix	Fid Prep	Lab Sample Type	Fid QC	Suite	Method	Analyte	Symbol	Result	1-sigma TPU	MDA	MDL	Units	Lab Qual	Indep Qual	Lab
R-16	1238	10/15/04	WG	UF	CS	—	Rad	901.1	Cobalt-60	—	1.36	1.14	4.54	—	pCi/L	U	U	GELC
R-16	1238	06/14/05	WG	F	CS	—	Rad	900	Gross alpha	—	-0.699	0.467	2.54	—	pCi/L	U	U	GELC
R-16	1238	06/14/05	WG	UF	CS	—	Rad	900	Gross alpha	—	-0.693	0.406	2.32	—	pCi/L	U	U	GELC
R-16	1238	06/14/05	WG	F	CS	—	Rad	900	Gross beta	—	3.25	0.694	2.6	—	pCi/L	—	J	GELC
R-16	1238	06/14/05	WG	UF	CS	—	Rad	900	Gross beta	—	3.78	0.686	2.42	—	pCi/L	—	R	GELC
R-16	1238	06/14/05	WG	F	CS	—	Rad	901.1	Gross gamma	—	81.2	82.3	316	—	pCi/L	U	U	GELC
R-16	1238	06/14/05	WG	UF	CS	—	Rad	901.1	Gross gamma	—	45.9	37.1	124	—	pCi/L	U	U	GELC
R-16	1238	05/13/04	WG	UF	CS	—	Rad	901.1	Gross gamma	—	95	72.5	278	—	pCi/L	U	U	GELC
R-16	1238	06/14/05	WG	F	CS	—	Rad	901.1	Neptunium-237	—	-11.4	6.67	22	—	pCi/L	U	U	GELC
R-16	1238	06/14/05	WG	UF	CS	—	Rad	901.1	Neptunium-237	—	0.716	5.3	17.8	—	pCi/L	U	U	GELC
R-16	1238	06/14/05	WG	F	CS	—	Rad	H300	Plutonium-238	—	-2.81E-09	0.0132	0.061	—	pCi/L	U	U	GELC
R-16	1238	06/14/05	WG	UF	CS	—	Rad	H300	Plutonium-238	—	0	0.0194	0.116	—	pCi/L	U	U	GELC
R-16	1238	12/07/04	WG	UF	CS	—	Rad	AS	Plutonium-238	—	-0.00388	0.00549	0.027	—	pCi/L	U	U	GELC
R-16	1238	10/15/04	WG	UF	CS	—	Rad	AS	Plutonium-238	—	-0.0026	0.00451	0.04	—	pCi/L	U	U	GELC

Table D-1 (continued)

Location	Depth (ft)	Date	Fid Matrix	Fid Prep	Lab Sample Type	Fid QC	Suite	Method	Analyte	Symbol	Result	1-sigma TPU	MDA	MDL	Units	Lab Qual	Indep Qual	Lab
R-16	1238	05/13/04	WG	UF	CS	—	Rad	AS	Plutonium-238	—	-0.0155	0.0115	0.034	—	pCi/L	U	U	GELC
R-16	1238	05/13/04	WG	UF	DUP	—	Rad	AS	Plutonium-238	—	-0.0024	0.00416	0.037	—	pCi/L	U	—	GELC
R-16	1238	06/14/05	WG	F	CS	—	Rad	H300	Plutonium-239/240	—	-0.0177	0.00935	0.052	—	pCi/L	U	U	GELC
R-16	1238	06/14/05	WG	UF	CS	—	Rad	H300	Plutonium-239/240	—	0.0168	0.0168	0.098	—	pCi/L	U	U	GELC
R-16	1238	12/07/04	WG	UF	CS	—	Rad	AS	Plutonium-239/240	—	0.00776	0.00389	0.024	—	pCi/L	U	U	GELC
R-16	1238	10/15/04	WG	UF	CS	—	Rad	AS	Plutonium-239/240	—	0.0078	0.00452	0.042	—	pCi/L	U	U	GELC
R-16	1238	05/13/04	WG	UF	CS	—	Rad	AS	Plutonium-239/240	—	-0.00221	0.00662	0.035	—	pCi/L	U	U	GELC
R-16	1238	05/13/04	WG	UF	DUP	—	Rad	AS	Plutonium-239/240	—	-0.00721	0.00538	0.039	—	pCi/L	U	—	GELC
R-16	1238	06/14/05	WG	F	CS	—	Rad	901.1	Potassium-40	—	27	14.6	23.4	—	pCi/L	UI	R	GELC
R-16	1238	06/14/05	WG	UF	CS	—	Rad	901.1	Potassium-40	—	33.8	18.2	28.7	—	pCi/L	UI	R	GELC
R-16	1238	12/07/04	WG	UF	CS	—	Rad	901.1	Potassium-40	—	11.3	19.6	31	—	pCi/L	U	U	GELC
R-16	1238	10/15/04	WG	UF	CS	—	Rad	901.1	Potassium-40	—	19.2	12.6	49.7	—	pCi/L	U	U	GELC
R-16	1238	05/13/04	WG	UF	CS	—	Rad	901.1	Potassium-40	—	30.9	16.7	32.1	—	pCi/L	U	U	GELC
R-16	1238	06/14/05	WG	F	CS	—	Rad	901.1	Sodium-22	—	-0.859	0.747	2.49	—	pCi/L	U	U	GELC

Table D-1 (continued)

Location	Depth (ft)	Date	Fid Matrix	Fid Prep	Lab Sample Type	Fid QC	Suite	Method	Analyte	Symbol	Result	1-sigma TPU	MDA	MDL	Units	Lab Qual	Indep Qual	Lab
R-16	1238	06/14/05	WG	UF	CS	—	Rad	901.1	Sodium-22	—	-0.686	0.678	2.33	—	pCi/L	U	U	GELC
R-16	1238	12/07/04	WG	UF	CS	—	Rad	901.1	Sodium-22	—	1.88	0.893	3.78	—	pCi/L	U	U	GELC
R-16	1238	10/15/04	WG	UF	CS	—	Rad	901.1	Sodium-22	—	-0.144	0.951	3.53	—	pCi/L	U	U	GELC
R-16	1238	05/13/04	WG	UF	CS	—	Rad	901.1	Sodium-22	—	-2.09	0.922	2.59	—	pCi/L	U	U	GELC
R-16	1238	06/14/05	WG	F	CS	—	Rad	905.0	Strontium-90	—	-0.0993	0.0765	0.294	—	pCi/L	U	U	GELC
R-16	1238	06/14/05	WG	UF	CS	—	Rad	905.0	Strontium-90	—	0.113	0.0675	0.238	—	pCi/L	U	U	GELC
R-16	1238	12/07/04	WG	UF	CS	—	Rad	GFPC	Strontium-90	—	-0.14	0.0699	0.279	—	pCi/L	U	U	GELC
R-16	1238	10/15/04	WG	UF	CS	—	Rad	GFPC	Strontium-90	—	0.0216	0.0527	0.233	—	pCi/L	U	U	GELC
R-16	1238	05/13/04	WG	UF	CS	—	Rad	GFPC	Strontium-90	—	-0.0879	0.082	0.308	—	pCi/L	U	U	GELC
R-16	1238	07/13/06	WG	UF	CS	—	Rad	LLEE	Tritium	—	0.92597	0.28737	0.28737	—	pCi/L	—	—	UMTL
R-16	1238	06/14/05	WG	UF	CS	—	Rad	906.0	Tritium	—	77	53.6	177	—	pCi/L	U	U	GELC
R-16	1238	12/07/04	WG	UF	CS	—	Rad	LLEE	Tritium	—	-0.09579	0.28737	—	0.28737	pCi/L	—	U	UMTL
R-16	1238	12/07/04	WG	UF	RE	—	Rad	LLEE	Tritium	—	0.35123	0.28737	—	0.28737	pCi/L	—	U	UMTL
R-16	1238	10/18/04	WG	UF	CS	—	Rad	LLEE	Tritium	—	0.09579	0.28737	—	0.28737	pCi/L	—	U	UMTL

Table D-1 (continued)

Location	Depth (ft)	Date	Fid Matrix	Fid Prep	Lab Sample Type	Fid QC	Suite	Method	Analyte	Symbol	Result	1-sigma TPU	MDA	MDL	Units	Lab Qual	Indep Qual	Lab
R-16	1238	10/18/04	WG	UF	DUP	—	Rad	LLEE	Tritium	—	-0.67053	0.3193	—	0.28737	pCi/L	—	R	UMTL
R-16	1238	10/18/04	WG	UF	RE	—	Rad	LLEE	Tritium	—	0.25544	0.28737	—	0.28737	pCi/L	—	U	UMTL
R-16	1238	06/14/05	WG	F	CS	—	Rad	H300	Uranium-234	—	0.12	0.0196	0.076	—	pCi/L	—	J	GELC
R-16	1238	06/14/05	WG	UF	CS	—	Rad	H300	Uranium-234	—	0.0755	0.0197	0.096	—	pCi/L	U	U	GELC
R-16	1238	12/07/04	WG	UF	CS	—	Rad	AS	Uranium-234	—	0.0455	0.0102	0.058	—	pCi/L	U	U	GELC
R-16	1238	10/15/04	WG	UF	CS	—	Rad	AS	Uranium-234	—	0.109	0.0183	0.074	—	pCi/L	—	J	GELC
R-16	1238	05/13/04	WG	UF	CS	—	Rad	AS	Uranium-234	—	0.0709	0.016	0.065	—	pCi/L	—	J	GELC
R-16	1238	05/13/04	WG	UF	DUP	—	Rad	AS	Uranium-234	—	0.0964	0.0196	0.092	—	pCi/L	—	—	GELC
R-16	1238	06/14/05	WG	F	CS	—	Rad	H300	Uranium-235/236	—	0.025	0.00873	0.046	—	pCi/L	U	U	GELC
R-16	1238	06/14/05	WG	UF	CS	—	Rad	H300	Uranium-235/236	—	0.0252	0.01	0.059	—	pCi/L	U	U	GELC
R-16	1238	12/07/04	WG	UF	CS	—	Rad	AS	Uranium-235/236	—	0.0141	0.00537	0.037	—	pCi/L	U	U	GELC
R-16	1238	10/15/04	WG	UF	CS	—	Rad	AS	Uranium-235/236	—	0.0154	0.00632	0.048	—	pCi/L	U	J	GELC
R-16	1238	05/13/04	WG	UF	CS	—	Rad	AS	Uranium-235/236	—	0.0151	0.00653	0.04	—	pCi/L	U	U	GELC
R-16	1238	05/13/04	WG	UF	DUP	—	Rad	AS	Uranium-235/236	—	-0.00302	0.00523	0.056	—	pCi/L	U	—	GELC

Table D-1 (continued)

Location	Depth (ft)	Date	Fid Matrix	Fid Prep	Lab Sample Type	Fid QC	Suite	Method	Analyte	Symbol	Result	1-sigma TPU	MDA	MDL	Units	Lab Qual	Indep Qual	Lab
R-16	1238	06/14/05	WG	F	CS	—	Rad	H300	Uranium-238	—	0.0924	0.0164	0.054	—	pCi/L	—	J	GELC
R-16	1238	06/14/05	WG	UF	CS	—	Rad	H300	Uranium-238	—	0.0503	0.0135	0.068	—	pCi/L	U	U	GELC
R-16	1238	12/07/04	WG	UF	CS	—	Rad	AS	Uranium-238	—	0.0398	0.011	0.041	—	pCi/L	U	U	GELC
R-16	1238	10/15/04	WG	UF	CS	—	Rad	AS	Uranium-238	—	0.0699	0.0138	0.052	—	pCi/L	—	U	GELC
R-16	1238	05/13/04	WG	UF	CS	—	Rad	AS	Uranium-238	—	0.0709	0.0141	0.046	—	pCi/L	—	J	GELC
R-16	1238	05/13/04	WG	UF	DUP	—	Rad	AS	Uranium-238	—	0.0391	0.0134	0.065	—	pCi/L	U	—	GELC
R-16	1238	07/13/06	WG	UF	CS	FTB	Voa	8260	Acetone	<	5	—	—	1.25	µg/L	U	UJ	GELC
R-16	1238	07/13/06	WG	UF	CS	—	Voa	8260	Acetone	<	3.38	—	—	1.25	µg/L	BJ	J, J+, U	GELC
R-16	1238	06/14/05	WG	UF	CS	FTB	Voa	8260	Acetone	<	5	—	—	—	µg/L	U	R	GELC
R-16	1238	06/14/05	WG	UF	CS	—	Voa	8260	Acetone	<	5	—	—	—	µg/L	U	R	GELC
R-16	1238	12/07/04	WG	UF	CS	FTB	Voa	8260	Acetone	<	5	—	—	—	µg/L	U	—	GELC
R-16	1238	12/07/04	WG	UF	CS	—	Voa	8260	Acetone	<	5	—	—	—	µg/L	U	—	GELC
R-16	1238	10/15/04	WG	UF	CS	FTB	Voa	8260	Acetone	<	5	—	—	—	µg/L	U	—	GELC
R-16	1238	10/15/04	WG	UF	CS	—	Voa	8260	Acetone	<	5	—	—	—	µg/L	U	—	GELC

Table D-1 (continued)

Location	Depth (ft)	Date	Fid Matrix	Fid Prep	Lab Sample Type	Fid QC	Suite	Method	Analyte	Symbol	Result	1-sigma TPU	MDA	MDL	Units	Lab Qual	Indep Qual	Lab
R-16	1238	07/13/06	WG	UF	CS	FTB	Voa	8260	Isopropylbenzene	<	1	—	—	0.25	µg/L	U	UJ	GELC
R-16	1238	07/13/06	WG	UF	CS	—	Voa	8260	Isopropylbenzene	—	0.436	—	—	0.25	µg/L	J	J	GELC
R-16	1238	06/14/05	WG	UF	CS	FTB	Voa	8260	Isopropylbenzene	<	1	—	—	—	µg/L	U	—	GELC
R-16	1238	06/14/05	WG	UF	CS	—	Voa	8260	Isopropylbenzene	—	0.25	—	—	—	µg/L	J	—	GELC
R-16	1238	12/07/04	WG	UF	CS	FTB	Voa	8260	Isopropylbenzene	<	1	—	—	—	µg/L	U	—	GELC
R-16	1238	12/07/04	WG	UF	CS	—	Voa	8260	Isopropylbenzene	<	1	—	—	—	µg/L	U	—	GELC
R-16	1238	10/15/04	WG	UF	CS	FTB	Voa	8260	Isopropylbenzene	<	1	—	—	—	µg/L	U	—	GELC
R-16	1238	10/15/04	WG	UF	CS	—	Voa	8260	Isopropylbenzene	—	0.38	—	—	—	µg/L	J	—	GELC
R-16	1238	07/13/06	WG	UF	CS	FTB	Voa	8260	Methylene Chloride	<	5	—	—	2	µg/L	U	UJ	GELC
R-16	1238	07/13/06	WG	UF	CS	—	Voa	8260	Methylene Chloride	—	2.57	—	—	2	µg/L	J	—	GELC
R-16	1238	06/14/05	WG	UF	CS	FTB	Voa	8260	Methylene Chloride	—	2.5	—	—	—	µg/L	J	—	GELC
R-16	1238	06/14/05	WG	UF	CS	—	Voa	8260	Methylene Chloride	<	2.6	—	—	—	µg/L	J	U	GELC
R-16	1238	12/07/04	WG	UF	CS	FTB	Voa	8260	Methylene Chloride	<	5	—	—	—	µg/L	U	—	GELC
R-16	1238	12/07/04	WG	UF	CS	—	Voa	8260	Methylene Chloride	>	5	—	—	—	µg/L	U	—	GELC

Table D-1 (continued)

Location	Depth (ft)	Date	Fid Matrix	Fid Prep	Lab Sample Type	Fid QC	Suite	Method	Analyte	Symbol	Result	1-sigma TPU	MDA	MDL	Units	Lab Qual	Indep Qual	Lab
R-16	1238	10/15/04	WG	UF	CS	FTB	Voa	8260	Methylene Chloride	<	5	—	—	—	µg/L	U	—	GELC
R-16	1238	10/15/04	WG	UF	CS	—	Voa	8260	Methylene Chloride	<	5	—	—	—	µg/L	U	—	GELC
R-16	1238	07/13/06	WG	UF	CS	FTB	Voa	8260	Trimethylbenzene[1,2,4-]	<	1	—	—	0.25	µg/L	U	UJ	GELC
R-16	1238	07/13/06	WG	UF	CS	—	Voa	8260	Trimethylbenzene[1,2,4-]	<	1	—	—	0.25	µg/L	U	—	GELC
R-16	1238	06/14/05	WG	UF	CS	FTB	Voa	8260	Trimethylbenzene[1,2,4-]	<	1	—	—	—	µg/L	U	—	GELC
R-16	1238	06/14/05	WG	UF	CS	—	Voa	8260	Trimethylbenzene[1,2,4-]	<	1	—	—	—	µg/L	U	—	GELC
R-16	1238	12/07/04	WG	UF	CS	FTB	Voa	8260	Trimethylbenzene[1,2,4-]	<	1	—	—	—	µg/L	U	—	GELC
R-16	1238	12/07/04	WG	UF	CS	—	Voa	8260	Trimethylbenzene[1,2,4-]	<	1	—	—	—	µg/L	U	—	GELC
R-16	1238	10/15/04	WG	UF	CS	FTB	Voa	8260	Trimethylbenzene[1,2,4-]	<	1	—	—	—	µg/L	U	—	GELC
R-16	1238	10/15/04	WG	UF	CS	—	Voa	8260	Trimethylbenzene[1,2,4-]	<	1	—	—	—	µg/L	U	—	GELC
R-16	—	09/09/02	W	UF	CS	—	Voa	8260	Acetone	<	5	—	—	2.3	µg/L	U	U	GEL
R-16	—	09/09/02	W	UF	CS	—	Voa	8260	Isopropylbenzene	<	1	—	—	0.29	µg/L	U	U	GEL
R-16	—	09/09/02	W	UF	CS	—	Voa	8260	Methylene Chloride	<	5	—	—	1.9	µg/L	U	U	GEL
R-16	—	09/09/02	W	UF	CS	—	Voa	8260	Trimethylbenzene[1,2,4-]	<	1	—	—	0.25	µg/L	U	U	GEL

Table D-1 (continued)

Location	Depth (ft)	Date	Fid Matrix	Fid Prep	Lab Sample Type	Fid QC	Suite	Method	Analyte	Symbol	Result	1-sigma TPU	MDA	MDL	Units	Lab Qual	Indep Qual	Lab
R-21	888.8	07/07/06	WG	F	CS	—	Inorg	310.1	Alkalinity-CO ₃ +HCO ₃	—	58.5	—	—	0.725	mg/L	—	—	GELC
R-21	888.8	06/06/05	WG	F	CS	FD	Inorg	310.1	Alkalinity-CO ₃ +HCO ₃	—	54.7	—	—	1.45	mg/L	—	—	GELC
R-21	888.8	06/06/05	WG	F	CS	—	Inorg	310.1	Alkalinity-CO ₃ +HCO ₃	—	57.9	—	—	1.45	mg/L	—	—	GELC
R-21	888.8	12/14/04	WG	F	CS	—	Inorg	310.1	Alkalinity-CO ₃ +HCO ₃	—	58.3	—	—	1.45	mg/L	—	—	GELC
R-21	888.8	09/23/04	WG	F	CS	—	Inorg	310.1	Alkalinity-CO ₃ +HCO ₃	—	53.6	—	—	1.45	mg/L	—	—	GELC
R-21	888.8	07/07/06	WG	UF	CS	—	Inorg	310.1	Alkalinity-CO ₃ +HCO ₃	—	58.5	—	—	0.725	mg/L	—	—	GELC
R-21	888.8	07/07/06	WG	F	CS	—	Inorg	6010	Calcium	—	11.2	—	—	0.036	mg/L	—	—	GELC
R-21	888.8	06/06/05	WG	F	CS	FD	Inorg	6010	Calcium	—	11.3	—	—	0.036	mg/L	—	—	GELC
R-21	888.8	06/06/05	WG	F	CS	—	Inorg	6010	Calcium	—	11.5	—	—	0.036	mg/L	—	—	GELC
R-21	888.8	12/14/04	WG	F	CS	—	Inorg	6010	Calcium	—	11.4	—	—	0.00554	mg/L	—	—	GELC
R-21	888.8	09/23/04	WG	F	CS	—	Inorg	6010	Calcium	—	12.1	—	—	0.00554	mg/L	—	—	GELC
R-21	888.8	07/07/06	WG	UF	CS	—	Inorg	6010	Calcium	—	11.4	—	—	0.036	mg/L	—	—	GELC
R-21	888.8	06/06/05	WG	UF	CS	FD	Inorg	6010	Calcium	—	11.5	—	—	0.036	mg/L	—	—	GELC
R-21	888.8	06/06/05	WG	UF	CS	—	Inorg	6010	Calcium	—	11.4	—	—	0.036	mg/L	—	—	GELC

Table D-1 (continued)

Location	Depth (ft)	Date	Fid Matrix	Fid Prep	Lab Sample Type	Fid QC	Suite	Method	Analyte	Symbol	Result	1-sigma TPU	MDA	MDL	Units	Lab Qual	Indep Qual	Lab
R-21	888.8	12/14/04	WG	UF	CS	—	Inorg	6010	Calcium	—	11.4	—	—	0.00554	mg/L	—	—	GELC
R-21	888.8	09/23/04	WG	UF	CS	—	Inorg	6010	Calcium	—	11.9	—	—	0.00554	mg/L	—	—	GELC
R-21	888.8	07/07/06	WG	F	CS	—	Inorg	300	Chloride	—	1.86	—	—	0.066	mg/L	—	—	GELC
R-21	888.8	06/06/05	WG	F	CS	FD	Inorg	300	Chloride	—	1.74	—	—	0.053	mg/L	—	—	GELC
R-21	888.8	06/06/05	WG	F	CS	—	Inorg	300	Chloride	—	1.76	—	—	0.053	mg/L	—	—	GELC
R-21	888.8	12/14/04	WG	F	CS	—	Inorg	300	Chloride	—	1.88	—	—	0.0322	mg/L	—	—	GELC
R-21	888.8	09/23/04	WG	F	CS	—	Inorg	300	Chloride	—	1.75	—	—	0.0322	mg/L	—	—	GELC
R-21	888.8	07/07/06	WG	UF	CS	—	Inorg	300	Chloride	—	1.88	—	—	0.066	mg/L	—	—	GELC
R-21	888.8	07/07/06	WG	F	CS	—	Inorg	300	Fluoride	—	0.284	—	—	0.033	mg/L	—	—	GELC
R-21	888.8	06/06/05	WG	F	CS	FD	Inorg	300	Fluoride	—	0.175	—	—	0.03	mg/L	—	—	GELC
R-21	888.8	06/06/05	WG	F	CS	—	Inorg	300	Fluoride	—	0.193	—	—	0.03	mg/L	—	—	GELC
R-21	888.8	12/14/04	WG	F	CS	—	Inorg	300	Fluoride	—	0.279	—	—	0.0553	mg/L	—	—	GELC
R-21	888.8	09/23/04	WG	F	CS	—	Inorg	300	Fluoride	—	0.338	—	—	0.0553	mg/L	—	—	GELC
R-21	888.8	07/07/06	WG	UF	CS	—	Inorg	300	Fluoride	—	0.264	—	—	0.033	mg/L	—	—	GELC

Table D-1 (continued)

Location	Depth (ft)	Date	Fid Matrix	Fid Prep	Lab Sample Type	Fid QC	Suite	Method	Analyte	Symbol	Result	1-sigma TPU	MDA	MDL	Units	Lab Qual	Indep Qual	Lab
R-21	888.8	07/07/06	WG	F	CS	—	Inorg	A2340	Hardness	—	39.6	—	—	0.085	mg/L	—	—	GELC
R-21	888.8	06/06/05	WG	F	CS	FD	Inorg	A2340	Hardness	—	39.7	—	—	0.085	mg/L	—	—	GELC
R-21	888.8	06/06/05	WG	F	CS	—	Inorg	A2340	Hardness	—	40.6	—	—	0.085	mg/L	—	—	GELC
R-21	888.8	07/07/06	WG	UF	CS	—	Inorg	A2340	Hardness	—	40.1	—	—	0.085	mg/L	—	—	GELC
R-21	888.8	06/06/05	WG	UF	CS	FD	Inorg	A2340	Hardness	—	38.6	—	—	0.036	mg/L	—	—	GELC
R-21	888.8	06/06/05	WG	UF	CS	—	Inorg	A2340	Hardness	—	38.5	—	—	0.036	mg/L	—	—	GELC
R-21	888.8	07/07/06	WG	F	CS	—	Inorg	6010	Magnesium	—	2.79	—	—	0.085	mg/L	—	—	GELC
R-21	888.8	06/06/05	WG	F	CS	FD	Inorg	6010	Magnesium	—	2.79	—	—	0.085	mg/L	—	—	GELC
R-21	888.8	06/06/05	WG	F	CS	—	Inorg	6010	Magnesium	—	2.85	—	—	0.085	mg/L	—	—	GELC
R-21	888.8	12/14/04	WG	F	CS	—	Inorg	6010	Magnesium	—	3.06	—	—	0.00518	mg/L	—	—	GELC
R-21	888.8	09/23/04	WG	F	CS	—	Inorg	6010	Magnesium	—	3.07	—	—	0.00518	mg/L	—	—	GELC
R-21	888.8	07/07/06	WG	UF	CS	—	Inorg	6010	Magnesium	—	2.81	—	—	0.085	mg/L	—	—	GELC
R-21	888.8	06/06/05	WG	UF	CS	FD	Inorg	6010	Magnesium	—	2.89	—	—	0.085	mg/L	—	—	GELC
R-21	888.8	06/06/05	WG	UF	CS	—	Inorg	6010	Magnesium	—	2.83	—	—	0.085	mg/L	—	—	GELC

Table D-1 (continued)

Location	Depth (ft)	Date	Fid Matrix	Fid Prep	Lab Sample Type	Fid QC	Suite	Method	Analyte	Symbol	Result	1-sigma TPU	MDA	MDL	Units	Lab Qual	Indep Qual	Lab
R-21	888.8	12/14/04	WG	UF	CS	—	Inorg	6010	Magnesium	—	3.05	—	—	0.00518	mg/L	—	—	GELC
R-21	888.8	09/23/04	WG	UF	CS	—	Inorg	6010	Magnesium	—	3.03	—	—	0.00518	mg/L	—	—	GELC
R-21	888.8	07/07/06	WG	F	CS	—	Inorg	353.1	Nitrate-Nitrite as N	—	0.284	—	—	0.014	mg/L	—	—	GELC
R-21	888.8	06/06/05	WG	F	CS	FD	Inorg	353.1	Nitrate-Nitrite as N	—	0.241	—	—	0.003	mg/L	—	—	GELC
R-21	888.8	06/06/05	WG	F	CS	—	Inorg	353.1	Nitrate-Nitrite as N	—	0.25	—	—	0.003	mg/L	—	—	GELC
R-21	888.8	12/14/04	WG	F	CS	—	Inorg	353.1	Nitrate-Nitrite as N	—	0.305	—	—	0.003	mg/L	—	—	GELC
R-21	888.8	09/23/04	WG	F	CS	—	Inorg	353.1	Nitrate-Nitrite as N	—	0.359	—	—	0.003	mg/L	—	J+	GELC
R-21	888.8	07/07/06	WG	UF	CS	—	Inorg	353.1	Nitrate-Nitrite as N	—	0.277	—	—	0.014	mg/L	—	—	GELC
R-21	888.8	12/14/04	WG	UF	CS	—	Inorg	353.1	Nitrate-Nitrite as N	—	0.3	—	—	0.003	mg/L	—	—	GELC
R-21	888.8	09/23/04	WG	UF	CS	—	Inorg	353.1	Nitrate-Nitrite as N	—	0.39	—	—	0.003	mg/L	—	—	GELC
R-21	888.8	06/30/04	WG	UF	CS	—	Inorg	353.1	Nitrate-Nitrite as N	—	0.31	—	—	0.01	mg/L	—	—	GELC
R-21	888.8	07/07/06	WG	F	CS	—	Inorg	314.0	Perchlorate	<	4	—	—	4	µg/L	U	—	GELC
R-21	888.8	07/07/06	WG	F	CS	—	Inorg	6850	Perchlorate	—	0.269	—	—	0.05	µg/L	—	—	GELC
R-21	888.8	06/06/05	WG	F	CS	FD	Inorg	314.0	Perchlorate	>	4	—	—	4	µg/L	U	—	GELC

Table D-1 (continued)

Location	Depth (ft)	Date	Fid Matrix	Fid Prep	Lab Sample Type	Fid QC	Suite	Method	Analyte	Symbol	Result	1-sigma TPU	MDA	MDL	Units	Lab Qual	Indep Qual	Lab
R-21	888.8	06/06/05	WG	F	CS	FD	Inorg	6850	Perchlorate	—	0.292	—	—	0.05	µg/L	—	J	GELC
R-21	888.8	06/06/05	WG	F	CS	—	Inorg	314.0	Perchlorate	<	4	—	—	4	µg/L	U	—	GELC
R-21	888.8	06/06/05	WG	F	CS	—	Inorg	6850	Perchlorate	—	0.288	—	—	0.05	µg/L	—	J	GELC
R-21	888.8	12/14/04	WG	UF	CS	—	Inorg	314.0	Perchlorate	<	4	—	—	4	µg/L	U	—	GELC
R-21	888.8	12/14/04	WG	UF	CS	—	Inorg	6850	Perchlorate	—	0.26	—	—	0.05	µg/L	—	—	GELC
R-21	888.8	09/23/04	WG	UF	CS	—	Inorg	314.0	Perchlorate	<	4	—	—	4	µg/L	U	—	GELC
R-21	888.8	09/23/04	WG	UF	CS	—	Inorg	6850	Perchlorate	—	0.27	—	—	0.05	µg/L	—	—	GELC
R-21	888.8	06/30/04	WG	UF	CS	—	Inorg	314.0	Perchlorate	<	4	—	—	4	µg/L	U	—	GELC
R-21	888.8	06/30/04	WG	UF	CS	—	Inorg	6850	Perchlorate	—	0.246	—	—	0.05	µg/L	—	J-	GELC
R-21	888.8	03/31/04	WG	UF	CS	—	Inorg	314.0	Perchlorate	<	4	—	—	4	µg/L	U	—	GELC
R-21	888.8	03/31/04	WG	UF	CS	—	Inorg	6850	Perchlorate	—	0.299	—	—	—	µg/L	—	—	GELC
R-21	888.8	03/31/04	WG	UF	DUP	—	Inorg	314.0	Perchlorate	<	4	—	—	4	µg/L	U	—	GELC
R-21	888.8	07/07/06	WG	F	CS	—	Inorg	6010	Potassium	—	1.67	—	—	0.05	mg/L	—	—	GELC
R-21	888.8	06/06/05	WG	F	CS	FD	Inorg	6010	Potassium	—	1.71	—	—	0.05	mg/L	—	—	GELC

Table D-1 (continued)

Location	Depth (ft)	Date	Fid Matrix	Fid Prep	Lab Sample Type	Fid QC	Suite	Method	Analyte	Symbol	Result	1-sigma TPU	MDA	MDL	Units	Lab Qual	Indep Qual	Lab
R-21	888.8	06/06/05	WG	F	CS	—	Inorg	6010	Potassium	—	1.71	—	—	0.05	mg/L	—	—	GELC
R-21	888.8	12/14/04	WG	F	CS	—	Inorg	6010	Potassium	—	1.67	—	—	0.0165	mg/L	—	—	GELC
R-21	888.8	09/23/04	WG	F	CS	—	Inorg	6010	Potassium	—	1.81	—	—	0.0165	mg/L	—	—	GELC
R-21	888.8	07/07/06	WG	UF	CS	—	Inorg	6010	Potassium	—	1.69	—	—	0.05	mg/L	—	—	GELC
R-21	888.8	06/06/05	WG	UF	CS	FD	Inorg	6010	Potassium	—	1.63	—	—	0.05	mg/L	—	—	GELC
R-21	888.8	06/06/05	WG	UF	CS	—	Inorg	6010	Potassium	—	1.58	—	—	0.05	mg/L	—	—	GELC
R-21	888.8	12/14/04	WG	UF	CS	—	Inorg	6010	Potassium	—	1.65	—	—	0.0165	mg/L	—	—	GELC
R-21	888.8	09/23/04	WG	UF	CS	—	Inorg	6010	Potassium	—	1.82	—	—	0.0165	mg/L	—	—	GELC
R-21	888.8	07/07/06	WG	F	CS	—	Inorg	6010	Silicon Dioxide	—	67.7	—	—	0.032	mg/L	—	J	GELC
R-21	888.8	06/06/05	WG	F	CS	FD	Inorg	6010	Silicon Dioxide	—	69.2	—	—	0.032	mg/L	—	—	GELC
R-21	888.8	06/06/05	WG	F	CS	—	Inorg	6010	Silicon Dioxide	—	70.4	—	—	0.032	mg/L	—	—	GELC
R-21	888.8	12/14/04	WG	F	CS	—	Inorg	6010	Silicon Dioxide	—	32.6	—	—	0.00983	mg/L	—	—	GELC
R-21	888.8	09/23/04	WG	F	CS	—	Inorg	6010	Silicon Dioxide	—	27	—	—	0.0491	mg/L	E	—	GELC
R-21	888.8	07/07/06	WG	UF	CS	—	Inorg	6010	Silicon Dioxide	—	68	—	—	0.032	mg/L	—	J	GELC

Table D-1 (continued)

Location	Depth (ft)	Date	Fid Matrix	Fid Prep	Lab Sample Type	Fid QC	Suite	Method	Analyte	Symbol	Result	1-sigma TPU	MDA	MDL	Units	Lab Qual	Indep Qual	Lab
R-21	888.8	06/06/05	WG	UF	CS	FD	Inorg	6010	Silicon Dioxide	—	70.6	—	—	0.032	mg/L	—	—	GELC
R-21	888.8	06/06/05	WG	UF	CS	—	Inorg	6010	Silicon Dioxide	—	68.2	—	—	0.032	mg/L	—	—	GELC
R-21	888.8	12/14/04	WG	UF	CS	—	Inorg	6010	Silicon Dioxide	—	32.3	—	—	0.00983	mg/L	—	—	GELC
R-21	888.8	09/23/04	WG	UF	CS	—	Inorg	6010	Silicon Dioxide	—	26.8	—	—	0.0491	mg/L	E	J	GELC
R-21	888.8	07/07/06	WG	F	CS	—	Inorg	6010	Sodium	—	10.4	—	—	0.045	mg/L	—	J	GELC
R-21	888.8	06/06/05	WG	F	CS	FD	Inorg	6010	Sodium	—	10.7	—	—	0.045	mg/L	—	—	GELC
R-21	888.8	06/06/05	WG	F	CS	—	Inorg	6010	Sodium	—	10.8	—	—	0.045	mg/L	—	—	GELC
R-21	888.8	12/14/04	WG	F	CS	—	Inorg	6010	Sodium	—	10.2	—	—	0.0144	mg/L	—	—	GELC
R-21	888.8	09/23/04	WG	F	CS	—	Inorg	6010	Sodium	—	11	—	—	0.0144	mg/L	—	—	GELC
R-21	888.8	07/07/06	WG	UF	CS	—	Inorg	6010	Sodium	—	10.5	—	—	0.045	mg/L	—	J	GELC
R-21	888.8	06/06/05	WG	UF	CS	FD	Inorg	6010	Sodium	—	9.75	—	—	0.045	mg/L	—	—	GELC
R-21	888.8	06/06/05	WG	UF	CS	—	Inorg	6010	Sodium	—	9.59	—	—	0.045	mg/L	—	—	GELC
R-21	888.8	12/14/04	WG	UF	CS	—	Inorg	6010	Sodium	—	10.2	—	—	0.0144	mg/L	—	—	GELC
R-21	888.8	09/23/04	WG	UF	CS	—	Inorg	6010	Sodium	—	10.7	—	—	0.0144	mg/L	—	—	GELC

Table D-1 (continued)

Location	Depth (ft)	Date	Fid Matrix	Fid Prep	Lab Sample Type	Fid QC	Suite	Method	Analyte	Symbol	Result	1-sigma TPU	MDA	MDL	Units	Lab Qual	Indep Qual	Lab
R-21	888.8	07/07/06	WG	F	CS	—	Inorg	120.1	Specific Conductance	—	126	—	—	1	uS/cm	—	—	GELC
R-21	888.8	06/06/05	WG	F	CS	FD	Inorg	9050	Specific Conductance	—	128	—	—	1	uS/cm	—	—	GELC
R-21	888.8	06/06/05	WG	F	CS	—	Inorg	9050	Specific Conductance	—	129	—	—	1	uS/cm	—	—	GELC
R-21	888.8	07/07/06	WG	UF	CS	—	Inorg	120.1	Specific Conductance	—	126	—	—	1	uS/cm	—	—	GELC
R-21	888.8	07/07/06	WG	F	CS	—	Inorg	300	Sulfate	—	2.1	—	—	0.1	mg/L	—	—	GELC
R-21	888.8	06/06/05	WG	F	CS	FD	Inorg	300	Sulfate	—	1.93	—	—	0.057	mg/L	—	—	GELC
R-21	888.8	06/06/05	WG	F	CS	—	Inorg	300	Sulfate	—	1.96	—	—	0.057	mg/L	—	—	GELC
R-21	888.8	12/14/04	WG	F	CS	—	Inorg	300	Sulfate	—	2.29	—	—	0.193	mg/L	—	—	GELC
R-21	888.8	09/23/04	WG	F	CS	—	Inorg	300	Sulfate	—	2.04	—	—	0.193	mg/L	—	—	GELC
R-21	888.8	07/07/06	WG	UF	CS	—	Inorg	300	Sulfate	—	2.18	—	—	0.1	mg/L	—	—	GELC
R-21	888.8	07/07/06	WG	F	CS	—	Inorg	160.1	Total Dissolved Solids	—	144	—	—	2.38	mg/L	—	—	GELC
R-21	888.8	06/06/05	WG	F	CS	FD	Inorg	160.1	Total Dissolved Solids	—	129	—	—	2.38	mg/L	—	—	GELC
R-21	888.8	06/06/05	WG	F	CS	—	Inorg	160.1	Total Dissolved Solids	—	127	—	—	2.38	mg/L	—	—	GELC
R-21	888.8	07/07/06	WG	UF	CS	—	Inorg	160.1	Total Dissolved Solids	—	147	—	—	2.38	mg/L	—	—	GELC

Table D-1 (continued)

Location	Depth (ft)	Date	Fid Matrix	Fid Prep	Lab Sample Type	Fid QC	Suite	Method	Analyte	Symbol	Result	1-sigma TPU	MDA	MDL	Units	Lab Qual	Indep Qual	Lab
R-21	888.8	07/07/06	WG	UF	CS	—	Inorg	9060	Total Organic Carbon	—	0.63	—	—	0.33	mg/L	J	—	GELC
R-21	888.8	12/14/04	WG	UF	CS	FD	Inorg	9060	Total Organic Carbon	<	0.369	—	—	0.025	mg/L	—	U	GELC
R-21	888.8	12/14/04	WG	UF	CS	—	Inorg	9060	Total Organic Carbon	<	0.384	—	—	0.025	mg/L	—	U	GELC
R-21	888.8	09/23/04	WG	UF	CS	—	Inorg	9060	Total Organic Carbon	<	0.362	—	—	0.025	mg/L	—	UJ	GELC
R-21	888.8	06/30/04	WG	UF	CS	FD	Inorg	9060	Total Organic Carbon	<	0.317	—	—	0.025	mg/L	—	U	GELC
R-21	888.8	06/30/04	WG	UF	CS	—	Inorg	9060	Total Organic Carbon	<	0.386	—	—	0.025	mg/L	—	U	GELC
R-21	888.8	07/07/06	WG	F	CS	—	Inorg	150.1	pH	—	8.1	—	—	0.01	SU	H	J	GELC
R-21	888.8	06/06/05	WG	F	CS	FD	Inorg	150.1	pH	—	7.5	—	—	0.01	SU	H	J	GELC
R-21	888.8	06/06/05	WG	F	CS	—	Inorg	150.1	pH	—	7.41	—	—	0.01	SU	H	J	GELC
R-21	888.8	07/07/06	WG	UF	CS	—	Inorg	150.1	pH	—	7.88	—	—	0.01	SU	H	J	GELC
R-21	888.8	07/07/06	WG	F	CS	—	Met	6010	Barium	—	14.1	—	—	1	µg/L	—	—	GELC
R-21	888.8	06/06/05	WG	F	CS	FD	Met	6010	Barium	—	14	—	—	1	µg/L	—	—	GELC
R-21	888.8	06/06/05	WG	F	CS	—	Met	6010	Barium	—	14.7	—	—	1	µg/L	—	—	GELC
R-21	888.8	12/14/04	WG	F	CS	—	Met	6010	Barium	—	14.1	—	—	0.222	µg/L	E	J	GELC

Table D-1 (continued)

Location	Depth (ft)	Date	Fid Matrix	Fid Prep	Lab Sample Type	Fid QC	Suite	Method	Analyte	Symbol	Result	1-sigma TPU	MDA	MDL	Units	Lab Qual	Indep Qual	Lab
R-21	888.8	09/23/04	WG	F	CS	—	Met	6010	Barium	—	14.9	—	—	0.222	µg/L	—	—	GELC
R-21	888.8	07/07/06	WG	UF	CS	—	Met	6010	Barium	—	14.1	—	—	1	µg/L	—	—	GELC
R-21	888.8	06/06/05	WG	UF	CS	FD	Met	6010	Barium	—	13.6	—	—	1	µg/L	—	—	GELC
R-21	888.8	06/06/05	WG	UF	CS	—	Met	6010	Barium	—	13.6	—	—	1	µg/L	—	—	GELC
R-21	888.8	12/14/04	WG	UF	CS	—	Met	6010	Barium	—	14.2	—	—	0.222	µg/L	E	J	GELC
R-21	888.8	09/23/04	WG	UF	CS	—	Met	6010	Barium	—	14.9	—	—	0.222	µg/L	—	—	GELC
R-21	888.8	07/07/06	WG	F	CS	—	Met	6010	Boron	—	15.3	—	—	10	µg/L	J	—	GELC
R-21	888.8	06/06/05	WG	F	CS	FD	Met	6010	Boron	—	12.3	—	—	10	µg/L	J	—	GELC
R-21	888.8	06/06/05	WG	F	CS	—	Met	6010	Boron	—	15.9	—	—	10	µg/L	J	—	GELC
R-21	888.8	12/14/04	WG	F	CS	—	Met	6010	Boron	<	20.8	—	—	4.88	µg/L	J	U	GELC
R-21	888.8	09/23/04	WG	F	CS	—	Met	6010	Boron	—	12.4	—	—	4.88	µg/L	J	—	GELC
R-21	888.8	07/07/06	WG	UF	CS	—	Met	6010	Boron	—	14.2	—	—	10	µg/L	J	—	GELC
R-21	888.8	06/06/05	WG	UF	CS	FD	Met	6010	Boron	—	10.2	—	—	10	µg/L	J	—	GELC
R-21	888.8	06/06/05	WG	UF	CS	—	Met	6010	Boron	—	13.1	—	—	10	µg/L	J	—	GELC

Table D-1 (continued)

Location	Depth (ft)	Date	Fid Matrix	Fid Prep	Lab Sample Type	Fid QC	Suite	Method	Analyte	Symbol	Result	1-sigma TPU	MDA	MDL	Units	Lab Qual	Indep Qual	Lab
R-21	888.8	12/14/04	WG	UF	CS	—	Met	6010	Boron	<	18	—	—	4.88	µg/L	J	U	GELC
R-21	888.8	09/23/04	WG	UF	CS	—	Met	6010	Boron	—	13.2	—	—	4.88	µg/L	J	—	GELC
R-21	888.8	07/07/06	WG	F	CS	—	Met	6020	Chromium	—	3.1	—	—	1	µg/L	—	—	GELC
R-21	888.8	06/06/05	WG	F	CS	FD	Met	6010	Chromium	—	1.6	—	—	1	µg/L	J	—	GELC
R-21	888.8	06/06/05	WG	F	CS	—	Met	6010	Chromium	—	2.4	—	—	1	µg/L	J	—	GELC
R-21	888.8	12/14/04	WG	F	CS	—	Met	6010	Chromium	—	3	—	—	0.503	µg/L	J	—	GELC
R-21	888.8	09/23/04	WG	F	CS	—	Met	6010	Chromium	>	3.9	—	—	0.503	µg/L	J	U	GELC
R-21	888.8	07/07/06	WG	UF	CS	—	Met	6020	Chromium	—	3	—	—	1	µg/L	J	—	GELC
R-21	888.8	06/06/05	WG	UF	CS	FD	Met	6010	Chromium	>	2.6	—	—	1	µg/L	J	U	GELC
R-21	888.8	06/06/05	WG	UF	CS	—	Met	6010	Chromium	>	3.2	—	—	1	µg/L	J	U	GELC
R-21	888.8	12/14/04	WG	UF	CS	—	Met	6010	Chromium	—	2.8	—	—	0.503	µg/L	J	—	GELC
R-21	888.8	09/23/04	WG	UF	CS	—	Met	6010	Chromium	>	2.8	—	—	0.503	µg/L	J	U	GELC
R-21	888.8	07/07/06	WG	F	CS	—	Met	6010	Iron	—	29.6	—	—	18	µg/L	J	—	GELC
R-21	888.8	06/06/05	WG	F	CS	FD	Met	6010	Iron	—	27.9	—	—	18	µg/L	J	—	GELC

Table D-1 (continued)

Location	Depth (ft)	Date	Fid Matrix	Fid Prep	Lab Sample Type	Fid QC	Suite	Method	Analyte	Symbol	Result	1-sigma TPU	MDA	MDL	Units	Lab Qual	Indep Qual	Lab
R-21	888.8	06/06/05	WG	F	CS	—	Met	6010	Iron	—	24.8	—	—	18	µg/L	J	—	GELC
R-21	888.8	12/14/04	WG	F	CS	—	Met	6010	Iron	<	12.6	—	—	12.6	µg/L	U	UJ	GELC
R-21	888.8	09/23/04	WG	F	CS	—	Met	6010	Iron	<	21.7	—	—	12.6	µg/L	J	U	GELC
R-21	888.8	07/07/06	WG	UF	CS	—	Met	6010	Iron	—	33.4	—	—	18	µg/L	J	—	GELC
R-21	888.8	06/06/05	WG	UF	CS	FD	Met	6010	Iron	—	21.1	—	—	18	µg/L	J	—	GELC
R-21	888.8	06/06/05	WG	UF	CS	—	Met	6010	Iron	—	19.5	—	—	18	µg/L	J	—	GELC
R-21	888.8	12/14/04	WG	UF	CS	—	Met	6010	Iron	<	12.6	—	—	12.6	µg/L	U	UJ	GELC
R-21	888.8	09/23/04	WG	UF	CS	—	Met	6010	Iron	<	14.2	—	—	12.6	µg/L	J	U	GELC
R-21	888.8	07/07/06	WG	F	CS	—	Met	6010	Manganese	—	11.2	—	—	2	µg/L	—	—	GELC
R-21	888.8	06/06/05	WG	F	CS	FD	Met	6010	Manganese	—	10.4	—	—	2	µg/L	—	—	GELC
R-21	888.8	06/06/05	WG	F	CS	—	Met	6010	Manganese	—	10.6	—	—	2	µg/L	—	—	GELC
R-21	888.8	12/14/04	WG	F	CS	—	Met	6020	Manganese	—	8	—	—	1.61	µg/L	—	—	GELC
R-21	888.8	09/23/04	WG	F	CS	—	Met	6020	Manganese	—	8.3	—	—	1.61	µg/L	E	J	GELC
R-21	888.8	07/07/06	WG	UF	CS	—	Met	6010	Manganese	—	11.7	—	—	2	µg/L	—	—	GELC

Table D-1 (continued)

Location	Depth (ft)	Date	Fid Matrix	Fid Prep	Lab Sample Type	Fid QC	Suite	Method	Analyte	Symbol	Result	1-sigma TPU	MDA	MDL	Units	Lab Qual	Indep Qual	Lab
R-21	888.8	06/06/05	WG	UF	CS	FD	Met	6010	Manganese	—	8.3	—	—	2	µg/L	J	—	GELC
R-21	888.8	06/06/05	WG	UF	CS	—	Met	6010	Manganese	—	8.5	—	—	2	µg/L	J	—	GELC
R-21	888.8	12/14/04	WG	UF	CS	—	Met	6020	Manganese	—	7.5	—	—	1.61	µg/L	—	—	GELC
R-21	888.8	09/23/04	WG	UF	CS	—	Met	6020	Manganese	—	6.9	—	—	1.61	µg/L	E	J	GELC
R-21	888.8	07/07/06	WG	F	CS	—	Met	6010	Molybdenum	—	3.5	—	—	2	µg/L	J	—	GELC
R-21	888.8	06/06/05	WG	F	CS	FD	Met	6010	Molybdenum	<	2	—	—	2	µg/L	U	—	GELC
R-21	888.8	06/06/05	WG	F	CS	—	Met	6010	Molybdenum	—	3.1	—	—	2	µg/L	J	—	GELC
R-21	888.8	12/14/04	WG	F	CS	—	Met	6020	Molybdenum	—	2.1	—	—	0.2	µg/L	—	—	GELC
R-21	888.8	09/23/04	WG	F	CS	—	Met	6020	Molybdenum	—	2.2	—	—	0.2	µg/L	—	—	GELC
R-21	888.8	07/07/06	WG	UF	CS	—	Met	6010	Molybdenum	—	2.4	—	—	2	µg/L	J	—	GELC
R-21	888.8	06/06/05	WG	UF	CS	FD	Met	6010	Molybdenum	<	2	—	—	2	µg/L	U	—	GELC
R-21	888.8	06/06/05	WG	UF	CS	—	Met	6010	Molybdenum	<	2	—	—	2	µg/L	U	—	GELC
R-21	888.8	12/14/04	WG	UF	CS	—	Met	6020	Molybdenum	—	2.1	—	—	0.2	µg/L	—	—	GELC
R-21	888.8	09/23/04	WG	UF	CS	—	Met	6020	Molybdenum	—	2.1	—	—	0.2	µg/L	—	—	GELC

Table D-1 (continued)

Location	Depth (ft)	Date	Fid Matrix	Fid Prep	Lab Sample Type	Fid QC	Suite	Method	Analyte	Symbol	Result	1-sigma TPU	MDA	MDL	Units	Lab Qual	Indep Qual	Lab
R-21	888.8	07/07/06	WG	F	CS	—	Met	6020	Nickel	—	0.59	—	—	0.5	µg/L	J	—	GELC
R-21	888.8	06/06/05	WG	F	CS	FD	Met	6020	Nickel	—	0.58	—	—	0.5	µg/L	J	—	GELC
R-21	888.8	06/06/05	WG	F	CS	—	Met	6020	Nickel	—	0.57	—	—	0.5	µg/L	J	—	GELC
R-21	888.8	12/14/04	WG	F	CS	—	Met	6010	Nickel	<	0.69	—	—	0.69	µg/L	U	—	GELC
R-21	888.8	09/23/04	WG	F	CS	—	Met	6010	Nickel	>	1.8	—	—	0.69	µg/L	J	U	GELC
R-21	888.8	07/07/06	WG	UF	CS	—	Met	6020	Nickel	—	0.57	—	—	0.5	µg/L	J	—	GELC
R-21	888.8	06/06/05	WG	UF	CS	FD	Met	6020	Nickel	—	0.61	—	—	0.5	µg/L	J	—	GELC
R-21	888.8	06/06/05	WG	UF	CS	—	Met	6020	Nickel	—	0.59	—	—	0.5	µg/L	J	—	GELC
R-21	888.8	12/14/04	WG	UF	CS	—	Met	6010	Nickel	<	0.69	—	—	0.69	µg/L	U	—	GELC
R-21	888.8	09/23/04	WG	UF	CS	—	Met	6010	Nickel	<	2.1	—	—	0.69	µg/L	J	U	GELC
R-21	888.8	07/07/06	WG	F	CS	—	Met	6010	Strontium	—	44	—	—	1	µg/L	—	—	GELC
R-21	888.8	06/06/05	WG	F	CS	FD	Met	6010	Strontium	—	44.3	—	—	1	µg/L	—	—	GELC
R-21	888.8	06/06/05	WG	F	CS	—	Met	6010	Strontium	—	45.4	—	—	1	µg/L	—	—	GELC
R-21	888.8	12/14/04	WG	F	CS	—	Met	6010	Strontium	—	45.6	—	—	0.178	µg/L	—	—	GELC

Table D-1 (continued)

Location	Depth (ft)	Date	Fid Matrix	Fid Prep	Lab Sample Type	Fid QC	Suite	Method	Analyte	Symbol	Result	1-sigma TPU	MDA	MDL	Units	Lab Qual	Indep Qual	Lab
R-21	888.8	09/23/04	WG	F	CS	—	Met	6010	Strontium	—	45.8	—	—	0.178	µg/L	—	—	GELC
R-21	888.8	07/07/06	WG	UF	CS	—	Met	6010	Strontium	—	44.5	—	—	1	µg/L	—	—	GELC
R-21	888.8	06/06/05	WG	UF	CS	FD	Met	6010	Strontium	—	43.2	—	—	1	µg/L	—	—	GELC
R-21	888.8	06/06/05	WG	UF	CS	—	Met	6010	Strontium	—	43	—	—	1	µg/L	—	—	GELC
R-21	888.8	12/14/04	WG	UF	CS	—	Met	6010	Strontium	—	45.4	—	—	0.178	µg/L	—	—	GELC
R-21	888.8	09/23/04	WG	UF	CS	—	Met	6010	Strontium	—	45.3	—	—	0.178	µg/L	—	—	GELC
R-21	888.8	07/07/06	WG	F	CS	—	Met	6020	Thallium	—	0.77	—	—	0.4	µg/L	J	—	GELC
R-21	888.8	06/06/05	WG	F	CS	FD	Met	6020	Thallium	<	0.4	—	—	0.4	µg/L	U	—	GELC
R-21	888.8	06/06/05	WG	F	CS	—	Met	6020	Thallium	<	0.4	—	—	0.4	µg/L	U	—	GELC
R-21	888.8	12/14/04	WG	F	CS	—	Met	6020	Thallium	—	0.83	—	—	0.02	µg/L	*	—	GELC
R-21	888.8	09/23/04	WG	F	CS	—	Met	6020	Thallium	—	0.11	—	—	0.02	µg/L	J	—	GELC
R-21	888.8	07/07/06	WG	UF	CS	—	Met	6020	Thallium	<	0.4	—	—	0.4	µg/L	U	—	GELC
R-21	888.8	06/06/05	WG	UF	CS	FD	Met	6020	Thallium	<	0.4	—	—	0.4	µg/L	U	—	GELC
R-21	888.8	06/06/05	WG	UF	CS	—	Met	6020	Thallium	>	0.4	—	—	0.4	µg/L	U	—	GELC

Table D-1 (continued)

Location	Depth (ft)	Date	Fid Matrix	Fid Prep	Lab Sample Type	Fid QC	Suite	Method	Analyte	Symbol	Result	1-sigma TPU	MDA	MDL	Units	Lab Qual	Indep Qual	Lab
R-21	888.8	12/14/04	WG	UF	CS	—	Met	6020	Thallium	<	0.29	—	—	0.02	µg/L	J*	U	GELC
R-21	888.8	09/23/04	WG	UF	CS	—	Met	6020	Thallium	—	0.095	—	—	0.02	µg/L	J	JN-	GELC
R-21	888.8	07/07/06	WG	F	CS	—	Met	6020	Uranium	—	0.4	—	—	0.05	µg/L	—	—	GELC
R-21	888.8	06/06/05	WG	F	CS	FD	Met	6020	Uranium	—	0.33	—	—	0.05	µg/L	—	—	GELC
R-21	888.8	06/06/05	WG	F	CS	—	Met	6020	Uranium	—	0.34	—	—	0.05	µg/L	—	—	GELC
R-21	888.8	12/14/04	WG	F	CS	—	Met	6020	Uranium	—	0.36	—	—	0.02	µg/L	—	—	GELC
R-21	888.8	09/23/04	WG	F	CS	—	Met	6020	Uranium	—	0.36	—	—	0.02	µg/L	—	—	GELC
R-21	888.8	07/07/06	WG	UF	CS	—	Met	6020	Uranium	—	0.39	—	—	0.05	µg/L	—	—	GELC
R-21	888.8	06/06/05	WG	UF	CS	FD	Met	6020	Uranium	—	0.29	—	—	0.05	µg/L	—	—	GELC
R-21	888.8	06/06/05	WG	UF	CS	—	Met	6020	Uranium	—	0.34	—	—	0.05	µg/L	—	—	GELC
R-21	888.8	12/14/04	WG	UF	CS	—	Met	6020	Uranium	—	0.36	—	—	0.02	µg/L	—	—	GELC
R-21	888.8	09/23/04	WG	UF	CS	—	Met	6020	Uranium	—	0.36	—	—	0.02	µg/L	—	—	GELC
R-21	888.8	07/07/06	WG	F	CS	—	Met	6010	Vanadium	—	5.3	—	—	1	µg/L	—	—	GELC
R-21	888.8	06/06/05	WG	F	CS	FD	Met	6010	Vanadium	>	5.1	—	—	1	µg/L	—	U	GELC

Table D-1 (continued)

Location	Depth (ft)	Date	Fid Matrix	Fid Prep	Lab Sample Type	Fid QC	Suite	Method	Analyte	Symbol	Result	1-sigma TPU	MDA	MDL	Units	Lab Qual	Indep Qual	Lab
R-21	888.8	06/06/05	WG	F	CS	—	Met	6010	Vanadium	—	5.3	—	—	1	µg/L	—	—	GELC
R-21	888.8	12/14/04	WG	F	CS	—	Met	6010	Vanadium	—	5	—	—	0.606	µg/L	J	—	GELC
R-21	888.8	09/23/04	WG	F	CS	—	Met	6010	Vanadium	—	4.5	—	—	0.606	µg/L	J	—	GELC
R-21	888.8	07/07/06	WG	UF	CS	—	Met	6010	Vanadium	—	5.3	—	—	1	µg/L	—	—	GELC
R-21	888.8	06/06/05	WG	UF	CS	FD	Met	6010	Vanadium	<	4.4	—	—	1	µg/L	J	U	GELC
R-21	888.8	06/06/05	WG	UF	CS	—	Met	6010	Vanadium	<	4.1	—	—	1	µg/L	J	U	GELC
R-21	888.8	12/14/04	WG	UF	CS	—	Met	6010	Vanadium	—	5.1	—	—	0.606	µg/L	—	—	GELC
R-21	888.8	09/23/04	WG	UF	CS	—	Met	6010	Vanadium	—	4.7	—	—	0.606	µg/L	J	—	GELC
R-21	888.8	07/07/06	WG	F	CS	—	Rad	H300	Americium-241	—	-0.00334	0.00315	0.0231	—	pCi/L	U	U	GELC
R-21	888.8	06/06/05	WG	F	CS	FD	Rad	H300	Americium-241	—	-0.0107	0.00539	0.033	—	pCi/L	U	U	GELC
R-21	888.8	06/06/05	WG	F	CS	—	Rad	H300	Americium-241	—	0.00764	0.00951	0.032	—	pCi/L	U	U	GELC
R-21	888.8	07/07/06	WG	UF	CS	—	Rad	H300	Americium-241	—	0.0109	0.00501	0.0258	—	pCi/L	U	U	GELC
R-21	888.8	06/06/05	WG	UF	CS	FD	Rad	H300	Americium-241	—	0.00781	0.00649	0.038	—	pCi/L	U	U	GELC
R-21	888.8	06/06/05	WG	UF	CS	—	Rad	H300	Americium-241	—	-0.0118	0.0071	0.041	—	pCi/L	U	U	GELC

Table D-1 (continued)

Location	Depth (ft)	Date	Fid Matrix	Fid Prep	Lab Sample Type	Fid QC	Suite	Method	Analyte	Symbol	Result	1-sigma TPU	MDA	MDL	Units	Lab Qual	Indep Qual	Lab
R-21	888.8	12/14/04	WG	UF	CS	—	Rad	AS	Americium-241	—	0.0117	0.0117	0.046	—	pCi/L	U	U	GELC
R-21	888.8	09/23/04	WG	UF	CS	—	Rad	AS	Americium-241	—	0.00991	0.0111	0.039	—	pCi/L	U	U	GELC
R-21	888.8	07/07/06	WG	F	CS	—	Rad	901.1	Cesium-137	—	-1.91	0.951	2.99	—	pCi/L	U	U	GELC
R-21	888.8	06/06/05	WG	F	CS	FD	Rad	901.1	Cesium-137	—	0.689	0.679	2.51	—	pCi/L	U	U	GELC
R-21	888.8	06/06/05	WG	F	CS	—	Rad	901.1	Cesium-137	—	1.02	0.688	2.54	—	pCi/L	U	U	GELC
R-21	888.8	07/07/06	WG	UF	CS	—	Rad	901.1	Cesium-137	—	-0.719	1.03	3.49	—	pCi/L	U	U	GELC
R-21	888.8	06/06/05	WG	UF	CS	FD	Rad	901.1	Cesium-137	—	1.49	2.39	3.46	—	pCi/L	U	U	GELC
R-21	888.8	06/06/05	WG	UF	CS	—	Rad	901.1	Cesium-137	—	0.727	0.874	3.08	—	pCi/L	U	U	GELC
R-21	888.8	12/14/04	WG	UF	CS	—	Rad	901.1	Cesium-137	—	-0.578	0.977	3.26	—	pCi/L	U	U	GELC
R-21	888.8	09/23/04	WG	UF	CS	—	Rad	901.1	Cesium-137	—	16	1.41	4.54	—	pCi/L	UI	R	GELC
R-21	888.8	07/07/06	WG	F	CS	—	Rad	901.1	Cobalt-60	—	0.657	1.03	4.02	—	pCi/L	U	U	GELC
R-21	888.8	06/06/05	WG	F	CS	FD	Rad	901.1	Cobalt-60	—	0.67	0.623	2.43	—	pCi/L	U	U	GELC
R-21	888.8	06/06/05	WG	F	CS	—	Rad	901.1	Cobalt-60	—	1.75	0.736	2.91	—	pCi/L	U	U	GELC
R-21	888.8	07/07/06	WG	UF	CS	—	Rad	901.1	Cobalt-60	—	-1.66	1.25	3.33	—	pCi/L	U	U	GELC

Table D-1 (continued)

Location	Depth (ft)	Date	Fid Matrix	Fid Prep	Lab Sample Type	Fid QC	Suite	Method	Analyte	Symbol	Result	1-sigma TPU	MDA	MDL	Units	Lab Qual	Indep Qual	Lab
R-21	888.8	06/06/05	WG	UF	CS	FD	Rad	901.1	Cobalt-60	—	1.09	1.06	3.91	—	pCi/L	U	U	GELC
R-21	888.8	06/06/05	WG	UF	CS	—	Rad	901.1	Cobalt-60	—	1.05	0.859	2.91	—	pCi/L	U	U	GELC
R-21	888.8	12/14/04	WG	UF	CS	—	Rad	901.1	Cobalt-60	—	-0.876	0.925	3.13	—	pCi/L	U	U	GELC
R-21	888.8	09/23/04	WG	UF	CS	—	Rad	901.1	Cobalt-60	—	0.462	0.677	2.43	—	pCi/L	U	U	GELC
R-21	888.8	07/07/06	WG	F	CS	—	Rad	900	Gross alpha	—	0.229	0.529	2.16	—	pCi/L	U	U	GELC
R-21	888.8	06/06/05	WG	F	CS	FD	Rad	900	Gross alpha	—	0.903	0.459	1.66	—	pCi/L	U	U	GELC
R-21	888.8	06/06/05	WG	F	CS	—	Rad	900	Gross alpha	—	-0.221	0.384	1.9	—	pCi/L	U	U	GELC
R-21	888.8	07/07/06	WG	UF	CS	—	Rad	900	Gross alpha	—	1.2	0.75	2.84	—	pCi/L	U	U	GELC
R-21	888.8	06/06/05	WG	UF	CS	FD	Rad	900	Gross alpha	—	-0.497	0.438	2.1	—	pCi/L	U	U	GELC
R-21	888.8	06/06/05	WG	UF	CS	—	Rad	900	Gross alpha	—	0.19	0.47	1.96	—	pCi/L	U	U	GELC
R-21	888.8	07/07/06	WG	F	CS	—	Rad	900	Gross beta	—	1.26	0.485	1.84	—	pCi/L	U	U	GELC
R-21	888.8	06/06/05	WG	F	CS	FD	Rad	900	Gross beta	—	0.488	0.429	1.72	—	pCi/L	U	U	GELC
R-21	888.8	06/06/05	WG	F	CS	—	Rad	900	Gross beta	—	0.714	0.478	1.88	—	pCi/L	U	U	GELC
R-21	888.8	07/07/06	WG	UF	CS	—	Rad	900	Gross beta	—	1.15	0.475	1.82	—	pCi/L	U	U	GELC

Table D-1 (continued)

Location	Depth (ft)	Date	Fid Matrix	Fid Prep	Lab Sample Type	Fid QC	Suite	Method	Analyte	Symbol	Result	1-sigma TPU	MDA	MDL	Units	Lab Qual	Indep Qual	Lab
R-21	888.8	06/06/05	WG	UF	CS	FD	Rad	900	Gross beta	—	0.59	0.456	1.81	—	pCi/L	U	U	GELC
R-21	888.8	06/06/05	WG	UF	CS	—	Rad	900	Gross beta	—	-0.836	0.437	1.98	—	pCi/L	U	U	GELC
R-21	888.8	07/07/06	WG	F	CS	—	Rad	901.1	Gross gamma	—	94.9	77.8	285	—	pCi/L	U	U	GELC
R-21	888.8	06/06/05	WG	F	CS	FD	Rad	901.1	Gross gamma	—	49.2	79.8	181	—	pCi/L	U	U	GELC
R-21	888.8	06/06/05	WG	F	CS	—	Rad	901.1	Gross gamma	—	64	80.6	227	—	pCi/L	U	U	GELC
R-21	888.8	07/07/06	WG	UF	CS	—	Rad	901.1	Gross gamma	—	76.6	64.2	236	—	pCi/L	U	U	GELC
R-21	888.8	06/06/05	WG	UF	CS	FD	Rad	901.1	Gross gamma	—	62	98	328	—	pCi/L	U	U	GELC
R-21	888.8	06/06/05	WG	UF	CS	—	Rad	901.1	Gross gamma	—	147	124	405	—	pCi/L	U	U	GELC
R-21	888.8	06/30/04	WG	UF	CS	—	Rad	901.1	Gross gamma	—	121	122	298	—	pCi/L	U	U	GELC
R-21	888.8	03/31/04	WG	UF	CS	—	Rad	901.1	Gross gamma	—	79	165	249	—	pCi/L	U	U	GELC
R-21	888.8	03/31/04	WG	UF	DUP	—	Rad	901.1	Gross gamma	—	70	65.2	243	—	pCi/L	U	—	GELC
R-21	888.8	07/07/06	WG	F	CS	—	Rad	901.1	Neptunium-237	—	-5.29	7.53	26.4	—	pCi/L	U	U	GELC
R-21	888.8	06/06/05	WG	F	CS	FD	Rad	901.1	Neptunium-237	—	-5.08	4.55	15.3	—	pCi/L	U	U	GELC
R-21	888.8	06/06/05	WG	F	CS	—	Rad	901.1	Neptunium-237	—	0.416	5.58	18.9	—	pCi/L	U	U	GELC

Table D-1 (continued)

Location	Depth (ft)	Date	Fid Matrix	Fid Prep	Lab Sample Type	Fid QC	Suite	Method	Analyte	Symbol	Result	1-sigma TPU	MDA	MDL	Units	Lab Qual	Indep Qual	Lab
R-21	888.8	07/07/06	WG	UF	CS	—	Rad	901.1	Neptunium-237	—	-9.8	7.7	25.8	—	pCi/L	U	U	GELC
R-21	888.8	06/06/05	WG	UF	CS	FD	Rad	901.1	Neptunium-237	—	-0.0397	7.05	23.3	—	pCi/L	U	U	GELC
R-21	888.8	06/06/05	WG	UF	CS	—	Rad	901.1	Neptunium-237	—	8.24	6.45	22	—	pCi/L	U	U	GELC
R-21	888.8	07/07/06	WG	F	CS	—	Rad	H300	Plutonium-238	—	0.00871	0.00689	0.0209	—	pCi/L	U	U	GELC
R-21	888.8	06/06/05	WG	F	CS	FD	Rad	H300	Plutonium-238	—	-0.0167	0.0185	0.058	—	pCi/L	U	U	GELC
R-21	888.8	06/06/05	WG	F	CS	—	Rad	H300	Plutonium-238	—	-0.0234	0.0137	0.049	—	pCi/L	U	U	GELC
R-21	888.8	07/07/06	WG	UF	CS	—	Rad	H300	Plutonium-238	—	0	0.00214	0.0206	—	pCi/L	U	U	GELC
R-21	888.8	06/06/05	WG	UF	CS	FD	Rad	H300	Plutonium-238	—	0.00508	0.0172	0.053	—	pCi/L	U	U	GELC
R-21	888.8	06/06/05	WG	UF	CS	—	Rad	H300	Plutonium-238	—	0.0376	0.025	0.078	—	pCi/L	U	U	GELC
R-21	888.8	12/14/04	WG	UF	CS	—	Rad	AS	Plutonium-238	—	-0.00478	0.00956	0.037	—	pCi/L	U	U	GELC
R-21	888.8	09/23/04	WG	UF	CS	—	Rad	AS	Plutonium-238	—	1.05E-09	0.00695	0.034	—	pCi/L	U	U	GELC
R-21	888.8	07/07/06	WG	F	CS	—	Rad	H300	Plutonium-239/240	—	0.00436	0.00436	0.0244	—	pCi/L	U	U	GELC
R-21	888.8	06/06/05	WG	F	CS	FD	Rad	H300	Plutonium-239/240	—	-0.00279	0.0108	0.049	—	pCi/L	U	U	GELC
R-21	888.8	06/06/05	WG	F	CS	—	Rad	H300	Plutonium-239/240	—	0.00702	0.00906	0.041	—	pCi/L	U	U	GELC

Table D-1 (continued)

Location	Depth (ft)	Date	Fid Matrix	Fid Prep	Lab Sample Type	Fid QC	Suite	Method	Analyte	Symbol	Result	1-sigma TPU	MDA	MDL	Units	Lab Qual	Indep Qual	Lab
R-21	888.8	07/07/06	WG	UF	CS	—	Rad	H300	Plutonium-239/240	—	-1.02E-09	0.00525	0.024	—	pCi/L	U	U	GELC
R-21	888.8	06/06/05	WG	UF	CS	FD	Rad	H300	Plutonium-239/240	—	0.0178	0.0105	0.045	—	pCi/L	U	U	GELC
R-21	888.8	06/06/05	WG	UF	CS	—	Rad	H300	Plutonium-239/240	—	8.96E-10	0.0092	0.066	—	pCi/L	U	U	GELC
R-21	888.8	12/14/04	WG	UF	CS	—	Rad	AS	Plutonium-239/240	—	-1.14E-09	0.00676	0.038	—	pCi/L	U	U	GELC
R-21	888.8	09/23/04	WG	UF	CS	—	Rad	AS	Plutonium-239/240	—	-0.011	0.00584	0.035	—	pCi/L	U	U	GELC
R-21	888.8	07/07/06	WG	F	CS	—	Rad	901.1	Potassium-40	—	9.94	20.2	26.7	—	pCi/L	U	U	GELC
R-21	888.8	06/06/05	WG	F	CS	FD	Rad	901.1	Potassium-40	—	4.2	16.8	25.2	—	pCi/L	U	U	GELC
R-21	888.8	06/06/05	WG	F	CS	—	Rad	901.1	Potassium-40	—	42.8	13.2	20.4	—	pCi/L	UI	R	GELC
R-21	888.8	07/07/06	WG	UF	CS	—	Rad	901.1	Potassium-40	—	31.5	13.3	54.4	—	pCi/L	U	U	GELC
R-21	888.8	06/06/05	WG	UF	CS	FD	Rad	901.1	Potassium-40	—	45.9	11.8	47.5	—	pCi/L	U	U	GELC
R-21	888.8	06/06/05	WG	UF	CS	—	Rad	901.1	Potassium-40	—	30.9	17	29.1	—	pCi/L	UI	R	GELC
R-21	888.8	12/14/04	WG	UF	CS	—	Rad	901.1	Potassium-40	—	67.4	12.4	50.4	—	pCi/L	UI	R	GELC
R-21	888.8	09/23/04	WG	UF	CS	—	Rad	901.1	Potassium-40	—	31	8.65	33	—	pCi/L	U	U	GELC
R-21	888.8	07/07/06	WG	F	CS	—	Rad	901.1	Sodium-22	—	-1.48	0.927	3.01	—	pCi/L	U	U	GELC

Table D-1 (continued)

Location	Depth (ft)	Date	Fid Matrix	Fid Prep	Lab Sample Type	Fid QC	Suite	Method	Analyte	Symbol	Result	1-sigma TPU	MDA	MDL	Units	Lab Qual	Indep Qual	Lab
R-21	888.8	06/06/05	WG	F	CS	FD	Rad	901.1	Sodium-22	—	1.01	0.707	2.75	—	pCi/L	U	U	GELC
R-21	888.8	06/06/05	WG	F	CS	—	Rad	901.1	Sodium-22	—	-0.453	0.676	2.34	—	pCi/L	U	U	GELC
R-21	888.8	07/07/06	WG	UF	CS	—	Rad	901.1	Sodium-22	—	1.06	0.84	3.47	—	pCi/L	U	U	GELC
R-21	888.8	06/06/05	WG	UF	CS	FD	Rad	901.1	Sodium-22	—	-0.209	0.962	3.39	—	pCi/L	U	U	GELC
R-21	888.8	06/06/05	WG	UF	CS	—	Rad	901.1	Sodium-22	—	-1.2	0.83	2.72	—	pCi/L	U	U	GELC
R-21	888.8	12/14/04	WG	UF	CS	—	Rad	901.1	Sodium-22	—	0.951	1.15	3.28	—	pCi/L	U	U	GELC
R-21	888.8	09/23/04	WG	UF	CS	—	Rad	901.1	Sodium-22	—	-0.625	0.672	2.26	—	pCi/L	U	U	GELC
R-21	888.8	07/07/06	WG	F	CS	—	Rad	905.0	Strontium-90	—	-0.0465	0.0564	0.272	—	pCi/L	U	U	GELC
R-21	888.8	06/06/05	WG	F	CS	FD	Rad	905.0	Strontium-90	—	0.0574	0.0709	0.313	—	pCi/L	U	U	GELC
R-21	888.8	06/06/05	WG	F	CS	—	Rad	905.0	Strontium-90	—	0.0874	0.0742	0.285	—	pCi/L	U	U	GELC
R-21	888.8	07/07/06	WG	UF	CS	—	Rad	905.0	Strontium-90	—	-0.0237	0.0776	0.353	—	pCi/L	U	U	GELC
R-21	888.8	06/06/05	WG	UF	CS	FD	Rad	905.0	Strontium-90	—	-0.0249	0.0726	0.334	—	pCi/L	U	U	GELC
R-21	888.8	06/06/05	WG	UF	CS	—	Rad	905.0	Strontium-90	—	0.124	0.0644	0.271	—	pCi/L	U	U	GELC
R-21	888.8	12/14/04	WG	UF	CS	—	Rad	905.0	Strontium-90	—	0.0729	0.0628	0.266	—	pCi/L	U	U	GELC

Table D-1 (continued)

Location	Depth (ft)	Date	Fid Matrix	Fid Prep	Lab Sample Type	Fid QC	Suite	Method	Analyte	Symbol	Result	1-sigma TPU	MDA	MDL	Units	Lab Qual	Indep Qual	Lab
R-21	888.8	09/23/04	WG	UF	CS	—	Rad	GFPC	Strontium-90	—	0.117	0.0525	0.199	—	pCi/L	U	U	GELC
R-21	888.8	07/07/06	WG	UF	CS	—	Rad	LLEE	Tritium	—	0.15965	0.28737	0.28737	—	pCi/L	—	U	UMTL
R-21	888.8	06/06/05	WG	UF	CS	FD	Rad	906.0	Tritium	—	-19.2	57.9	214	—	pCi/L	U	U	GELC
R-21	888.8	06/06/05	WG	UF	CS	—	Rad	906.0	Tritium	—	-8.36	59.1	217	—	pCi/L	U	U	GELC
R-21	888.8	12/14/04	WG	UF	CS	—	Rad	LLEE	Tritium	—	0.19158	0.28737	—	0.28737	pCi/L	—	U	UMTL
R-21	888.8	12/14/04	WG	UF	RE	—	Rad	LLEE	Tritium	—	0.22351	0.28737	—	0.28737	pCi/L	—	U	UMTL
R-21	888.8	12/14/04	WG	UF	RED P	—	Rad	LLEE	Tritium	—	-0.06386	0.28737	—	0.28737	pCi/L	—	U	UMTL
R-21	888.8	09/23/04	WG	UF	CS	—	Rad	LLEE	Tritium	—	0.15965	0.28737	—	0.28737	pCi/L	—	U	UMTL
R-21	888.8	07/07/06	WG	F	CS	—	Rad	H300	Uranium-234	—	0.224	0.0278	0.0531	—	pCi/L	—	—	GELC
R-21	888.8	06/06/05	WG	F	CS	FD	Rad	H300	Uranium-234	—	0.238	0.0275	0.068	—	pCi/L	—	J	GELC
R-21	888.8	06/06/05	WG	F	CS	—	Rad	H300	Uranium-234	—	0.239	0.0244	0.061	—	pCi/L	—	J	GELC
R-21	888.8	07/07/06	WG	UF	CS	—	Rad	H300	Uranium-234	—	0.216	0.0263	0.0495	—	pCi/L	—	—	GELC
R-21	888.8	06/06/05	WG	UF	CS	FD	Rad	H300	Uranium-234	—	0.261	0.0259	0.066	—	pCi/L	—	—	GELC
R-21	888.8	06/06/05	WG	UF	CS	—	Rad	H300	Uranium-234	—	0.244	0.0257	0.066	—	pCi/L	—	—	GELC

Table D-1 (continued)

Location	Depth (ft)	Date	Fid Matrix	Fid Prep	Lab Sample Type	Fid QC	Suite	Method	Analyte	Symbol	Result	1-sigma TPU	MDA	MDL	Units	Lab Qual	Indep Qual	Lab
R-21	888.8	12/14/04	WG	UF	CS	—	Rad	AS	Uranium-234	—	0.241	0.0297	0.084	—	pCi/L	—	J	GELC
R-21	888.8	09/23/04	WG	UF	CS	—	Rad	AS	Uranium-234	—	0.277	0.0271	0.062	—	pCi/L	—	—	GELC
R-21	888.8	07/07/06	WG	F	CS	—	Rad	H300	Uranium-235/236	—	-0.00315	0.00704	0.0448	—	pCi/L	U	U	GELC
R-21	888.8	06/06/05	WG	F	CS	FD	Rad	H300	Uranium-235/236	—	0.0312	0.011	0.041	—	pCi/L	U	U	GELC
R-21	888.8	06/06/05	WG	F	CS	—	Rad	H300	Uranium-235/236	—	0.0319	0.00943	0.037	—	pCi/L	U	U	GELC
R-21	888.8	07/07/06	WG	UF	CS	—	Rad	H300	Uranium-235/236	—	0.0293	0.0103	0.0417	—	pCi/L	U	U	GELC
R-21	888.8	06/06/05	WG	UF	CS	FD	Rad	H300	Uranium-235/236	—	0.0217	0.00755	0.04	—	pCi/L	U	U	GELC
R-21	888.8	06/06/05	WG	UF	CS	—	Rad	H300	Uranium-235/236	—	0.00868	0.00752	0.04	—	pCi/L	U	U	GELC
R-21	888.8	12/14/04	WG	UF	CS	—	Rad	AS	Uranium-235/236	—	0.0177	0.011	0.055	—	pCi/L	U	U	GELC
R-21	888.8	09/23/04	WG	UF	CS	—	Rad	AS	Uranium-235/236	—	0.0261	0.00761	0.04	—	pCi/L	U	U	GELC
R-21	888.8	07/07/06	WG	F	CS	—	Rad	H300	Uranium-238	—	0.102	0.0179	0.0565	—	pCi/L	—	J	GELC
R-21	888.8	06/06/05	WG	F	CS	FD	Rad	H300	Uranium-238	—	0.104	0.0175	0.048	—	pCi/L	—	J	GELC
R-21	888.8	06/06/05	WG	F	CS	—	Rad	H300	Uranium-238	—	0.129	0.0172	0.043	—	pCi/L	—	J	GELC
R-21	888.8	07/07/06	WG	UF	CS	—	Rad	H300	Uranium-238	—	0.0925	0.0184	0.0526	—	pCi/L	—	J	GELC

Table D-1 (continued)

Location	Depth (ft)	Date	Fid Matrix	Fid Prep	Lab Sample Type	Fid QC	Suite	Method	Analyte	Symbol	Result	1-sigma TPU	MDA	MDL	Units	Lab Qual	Indep Qual	Lab
R-21	888.8	06/06/05	WG	UF	CS	FD	Rad	H300	Uranium-238	—	0.171	0.0205	0.047	—	pCi/L	—	—	GELC
R-21	888.8	06/06/05	WG	UF	CS	—	Rad	H300	Uranium-238	—	0.147	0.0197	0.047	—	pCi/L	—	—	GELC
R-21	888.8	12/14/04	WG	UF	CS	—	Rad	AS	Uranium-238	—	0.0997	0.0191	0.06	—	pCi/L	—	J	GELC
R-21	888.8	09/23/04	WG	UF	CS	—	Rad	AS	Uranium-238	—	0.141	0.0181	0.044	—	pCi/L	—	—	GELC
R-21	888.8	07/07/06	WG	UF	CS	—	SV	8270	Naphthalene	<	1	—	—	0.3	µg/L	U	UJ	GELC
R-21	888.8	06/06/05	WG	UF	CS	FD	SV	8270	Naphthalene	<	1	—	—	—	µg/L	U	—	GELC
R-21	888.8	06/06/05	WG	UF	CS	—	SV	8270	Naphthalene	<	1	—	—	—	µg/L	U	—	GELC
R-21	888.8	12/14/04	WG	UF	CS	FD	SV	8270	Naphthalene	<	1	—	—	—	µg/L	U	UJ	GELC
R-21	888.8	12/14/04	WG	UF	CS	—	SV	8270	Naphthalene	<	1	—	—	—	µg/L	U	UJ	GELC
R-21	888.8	09/23/04	WG	UF	CS	—	SV	8270	Naphthalene	<	1	—	—	—	µg/L	U	—	GELC
R-21	888.8	07/07/06	WG	UF	CS	FTB	Voa	8260	Acetone	—	1.96	—	—	1.25	µg/L	J	J, J+	GELC
R-21	888.8	07/07/06	WG	UF	CS	—	Voa	8260	Acetone	<	2.79	—	—	1.25	µg/L	J	J+, U	GELC
R-21	888.8	06/06/05	WG	UF	CS	FD	Voa	8260	Acetone	<	5	—	—	—	µg/L	U	—	GELC
R-21	888.8	06/06/05	WG	UF	CS	FTB	Voa	8260	Acetone	<	5	—	—	—	µg/L	U	—	GELC

Table D-1 (continued)

Location	Depth (ft)	Date	Fid Matrix	Fid Prep	Lab Sample Type	Fid QC	Suite	Method	Analyte	Symbol	Result	1-sigma TPU	MDA	MDL	Units	Lab Qual	Indep Qual	Lab
R-21	888.8	06/06/05	WG	UF	CS	—	Voa	8260	Acetone	—	2.8	—	—	—	µg/L	J	—	GELC
R-21	888.8	12/14/04	WG	UF	CS	FD	Voa	8260	Acetone	<	5	—	—	—	µg/L	U	—	GELC
R-21	888.8	12/14/04	WG	UF	CS	FTB	Voa	8260	Acetone	<	5	—	—	—	µg/L	U	—	GELC
R-21	888.8	12/14/04	WG	UF	CS	—	Voa	8260	Acetone	<	5	—	—	—	µg/L	U	—	GELC
R-21	888.8	09/23/04	WG	UF	CS	FTB	Voa	8260	Acetone	<	5	—	—	—	µg/L	U	—	GELC
R-21	888.8	09/23/04	WG	UF	CS	—	Voa	8260	Acetone	<	5	—	—	—	µg/L	U	—	GELC
R-21	888.8	07/07/06	WG	UF	CS	FTB	Voa	8260	Methylene Chloride	—	2.17	—	—	2	µg/L	J	J	GELC
R-21	888.8	07/07/06	WG	UF	CS	—	Voa	8260	Methylene Chloride	<	5	—	—	2	µg/L	U	—	GELC
R-21	888.8	06/06/05	WG	UF	CS	FD	Voa	8260	Methylene Chloride	<	5	—	—	—	µg/L	U	—	GELC
R-21	888.8	06/06/05	WG	UF	CS	FTB	Voa	8260	Methylene Chloride	<	5	—	—	—	µg/L	U	—	GELC
R-21	888.8	06/06/05	WG	UF	CS	—	Voa	8260	Methylene Chloride	<	5	—	—	—	µg/L	U	—	GELC
R-21	888.8	12/14/04	WG	UF	CS	FD	Voa	8260	Methylene Chloride	<	5	—	—	—	µg/L	U	—	GELC
R-21	888.8	12/14/04	WG	UF	CS	FTB	Voa	8260	Methylene Chloride	<	5	—	—	—	µg/L	U	—	GELC
R-21	888.8	12/14/04	WG	UF	CS	—	Voa	8260	Methylene Chloride	<	5	—	—	—	µg/L	U	—	GELC

Table D-1 (continued)

Location	Depth (ft)	Date	Fid Matrix	Fid Prep	Lab Sample Type	Fid QC	Suite	Method	Analyte	Symbol	Result	1-sigma TPU	MDA	MDL	Units	Lab Qual	Indep Qual	Lab
R-21	888.8	09/23/04	WG	UF	CS	FTB	Voa	8260	Methylene Chloride	<	5	—	—	—	µg/L	U	—	GELC
R-21	888.8	09/23/04	WG	UF	CS	—	Voa	8260	Methylene Chloride	<	5	—	—	—	µg/L	U	—	GELC
R-21	888.8	07/07/06	WG	UF	CS	FTB	Voa	8260	Naphthalene	<	1	—	—	0.25	µg/L	U	UJ	GELC
R-21	888.8	07/07/06	WG	UF	CS	—	Voa	8260	Naphthalene	—	0.332	—	—	0.25	µg/L	J	—	GELC
R-21	888.8	06/06/05	WG	UF	CS	FD	Voa	8260	Naphthalene	<	1	—	—	—	µg/L	U	—	GELC
R-21	888.8	06/06/05	WG	UF	CS	FTB	Voa	8260	Naphthalene	<	1	—	—	—	µg/L	U	—	GELC
R-21	888.8	06/06/05	WG	UF	CS	—	Voa	8260	Naphthalene	<	1	—	—	—	µg/L	U	—	GELC
R-21	888.8	07/07/06	WG	UF	CS	FTB	Voa	8260	Tetrachloroethene	<	1	—	—	0.25	µg/L	U	UJ	GELC
R-21	888.8	07/07/06	WG	UF	CS	—	Voa	8260	Tetrachloroethene	—	0.263	—	—	0.25	µg/L	J	—	GELC
R-21	888.8	06/06/05	WG	UF	CS	FD	Voa	8260	Tetrachloroethene	<	1	—	—	—	µg/L	U	—	GELC
R-21	888.8	06/06/05	WG	UF	CS	FTB	Voa	8260	Tetrachloroethene	<	1	—	—	—	µg/L	U	—	GELC
R-21	888.8	06/06/05	WG	UF	CS	—	Voa	8260	Tetrachloroethene	<	1	—	—	—	µg/L	U	—	GELC
R-21	888.8	12/14/04	WG	UF	CS	FD	Voa	8260	Tetrachloroethene	<	1	—	—	—	µg/L	U	—	GELC
R-21	888.8	12/14/04	WG	UF	CS	FTB	Voa	8260	Tetrachloroethene	<	1	—	—	—	µg/L	U	—	GELC

Table D-1 (continued)

Location	Depth (ft)	Date	Fid Matrix	Fid Prep	Lab Sample Type	Fid QC	Suite	Method	Analyte	Symbol	Result	1-sigma TPU	MDA	MDL	Units	Lab Qual	Indep Qual	Lab
R-21	888.8	12/14/04	WG	UF	CS	—	Voa	8260	Tetrachloroethene	<	1	—	—	—	µg/L	U	—	GELC
R-21	888.8	09/23/04	WG	UF	CS	FTB	Voa	8260	Tetrachloroethene	<	1	—	—	—	µg/L	U	—	GELC
R-21	888.8	09/23/04	WG	UF	CS	—	Voa	8260	Tetrachloroethene	<	1	—	—	—	µg/L	U	—	GELC
R-28	934.3	07/05/06	WG	F	CS	—	Inorg	310.1	Alkalinity-CO3+HCO3	—	66.9	—	—	0.725	mg/L	—	—	GELC
R-28	934.3	01/26/06	WG	F	CS	FD	Inorg	310.1	Alkalinity-CO3+HCO3	—	65.4	—	—	1.45	mg/L	—	—	GELC
R-28	934.3	01/26/06	WG	F	CS	—	Inorg	310.1	Alkalinity-CO3+HCO3	—	64.4	—	—	1.45	mg/L	—	—	GELC
R-28	934.3	11/10/05	WG	F	CS	—	Inorg	310.1	Alkalinity-CO3+HCO3	—	66.7	—	—	1.45	mg/L	—	—	GELC
R-28	934.3	09/01/05	WG	F	CS	—	Inorg	310.1	Alkalinity-CO3+HCO3	—	62.1	—	—	1.45	mg/L	—	—	GELC
R-28	934.3	07/05/06	WG	UF	CS	—	Inorg	310.1	Alkalinity-CO3+HCO3	—	67.5	—	—	0.725	mg/L	—	—	GELC
R-28	934.3	07/05/06	WG	F	CS	—	Inorg	6010	Calcium	—	40.1	—	—	0.036	mg/L	—	—	GELC
R-28	934.3	01/26/06	WG	F	CS	FD	Inorg	6010	Calcium	—	37.1	—	—	0.036	mg/L	—	—	GELC
R-28	934.3	01/26/06	WG	F	CS	—	Inorg	6010	Calcium	—	36.4	—	—	0.036	mg/L	—	—	GELC
R-28	934.3	11/10/05	WG	F	CS	—	Inorg	6010	Calcium	—	35.7	—	—	0.036	mg/L	—	—	GELC
R-28	934.3	09/01/05	WG	F	CS	—	Inorg	6010	Calcium	—	35.2	—	—	0.036	mg/L	—	—	GELC

Table D-1 (continued)

Location	Depth (ft)	Date	Fid Matrix	Fid Prep	Lab Sample Type	Fid QC	Suite	Method	Analyte	Symbol	Result	1-sigma TPU	MDA	MDL	Units	Lab Qual	Indep Qual	Lab
R-28	934.3	07/05/06	WG	UF	CS	—	Inorg	6010	Calcium	—	37.7	—	—	0.036	mg/L	—	—	GELC
R-28	934.3	01/26/06	WG	UF	CS	FD	Inorg	6010	Calcium	—	36	—	—	0.036	mg/L	—	—	GELC
R-28	934.3	01/26/06	WG	UF	CS	—	Inorg	6010	Calcium	—	36.3	—	—	0.036	mg/L	—	—	GELC
R-28	934.3	11/10/05	WG	UF	CS	—	Inorg	6010	Calcium	—	36.5	—	—	0.036	mg/L	—	—	GELC
R-28	934.3	09/01/05	WG	UF	CS	—	Inorg	6010	Calcium	—	35.6	—	—	0.036	mg/L	—	—	GELC
R-28	934.3	07/05/06	WG	UF	CS	—	Inorg	410.4	Chemical Oxygen Demand	—	7.35	—	—	0.89	mg/L	—	—	GELC
R-28	934.3	07/05/06	WG	F	CS	—	Inorg	300	Chloride	—	26.8	—	—	0.132	mg/L	—	—	GELC
R-28	934.3	01/26/06	WG	F	CS	FD	Inorg	300	Chloride	—	28.6	—	—	0.106	mg/L	—	—	GELC
R-28	934.3	01/26/06	WG	F	CS	—	Inorg	300	Chloride	—	28.7	—	—	0.106	mg/L	—	—	GELC
R-28	934.3	11/10/05	WG	F	CS	—	Inorg	300	Chloride	—	23.5	—	—	0.265	mg/L	—	—	GELC
R-28	934.3	09/01/05	WG	F	CS	—	Inorg	300	Chloride	—	24.4	—	—	0.265	mg/L	—	—	GELC
R-28	934.3	07/05/06	WG	UF	CS	—	Inorg	300	Chloride	—	27	—	—	0.132	mg/L	—	—	GELC
R-28	934.3	09/01/05	WG	UF	CS	—	Inorg	300	Chloride	—	25.3	—	—	0.265	mg/L	—	—	GELC
R-28	934.3	05/20/05	WG	UF	CS	FB	Inorg	300	Chloride	>	0.053	—	—	0.053	mg/L	U	R	GELC

Table D-1 (continued)

Location	Depth (ft)	Date	Fid Matrix	Fid Prep	Lab Sample Type	Fid QC	Suite	Method	Analyte	Symbol	Result	1-sigma TPU	MDA	MDL	Units	Lab Qual	Indep Qual	Lab
R-28	934.3	07/05/06	WG	F	CS	—	Inorg	335.3	Cyanide (Total)	—	0.00345	—	—	0.0015	mg/L	J	JN-	GELC
R-28	934.3	01/26/06	WG	F	CS	FD	Inorg	335.3	Cyanide (Total)	—	0.00284	—	—	0.0025	mg/L	J	—	GELC
R-28	934.3	01/26/06	WG	F	CS	—	Inorg	335.3	Cyanide (Total)	<	0.0025	—	—	0.0025	mg/L	U	—	GELC
R-28	934.3	09/01/05	WG	F	CS	—	Inorg	335.3	Cyanide (Total)	<	0.0025	—	—	0.0025	mg/L	U	UJ	GELC
R-28	934.3	07/05/06	WG	UF	CS	—	Inorg	335.3	Cyanide (Total)	—	0.00383	—	—	0.0015	mg/L	J	JN-	GELC
R-28	934.3	01/26/06	WG	UF	CS	FD	Inorg	335.3	Cyanide (Total)	<	0.0025	—	—	0.0025	mg/L	U	—	GELC
R-28	934.3	01/26/06	WG	UF	CS	—	Inorg	335.3	Cyanide (Total)	—	0.00347	—	—	0.0025	mg/L	J	—	GELC
R-28	934.3	11/10/05	WG	UF	CS	—	Inorg	9012	Cyanide (Total)	—	0.00395	—	—	0.0025	mg/L	J	—	GELC
R-28	934.3	09/01/05	WG	UF	CS	—	Inorg	9012	Cyanide (Total)	—	0.00302	—	—	0.0025	mg/L	J	JN-	GELC
R-28	934.3	07/05/06	WG	F	CS	—	Inorg	300	Fluoride	—	0.394	—	—	0.033	mg/L	—	—	GELC
R-28	934.3	01/26/06	WG	F	CS	FD	Inorg	300	Fluoride	—	0.319	—	—	0.03	mg/L	—	—	GELC
R-28	934.3	01/26/06	WG	F	CS	—	Inorg	300	Fluoride	—	0.344	—	—	0.03	mg/L	—	—	GELC
R-28	934.3	11/10/05	WG	F	CS	—	Inorg	300	Fluoride	—	0.356	—	—	0.03	mg/L	—	—	GELC
R-28	934.3	09/01/05	WG	F	CS	—	Inorg	300	Fluoride	—	0.35	—	—	0.03	mg/L	—	—	GELC

Table D-1 (continued)

Location	Depth (ft)	Date	Fid Matrix	Fid Prep	Lab Sample Type	Fid QC	Suite	Method	Analyte	Symbol	Result	1-sigma TPU	MDA	MDL	Units	Lab Qual	Indep Qual	Lab
R-28	934.3	07/05/06	WG	UF	CS	—	Inorg	300	Fluoride	—	0.375	—	—	0.033	mg/L	—	—	GELC
R-28	934.3	09/01/05	WG	UF	CS	—	Inorg	300	Fluoride	—	0.331	—	—	0.03	mg/L	—	—	GELC
R-28	934.3	05/20/05	WG	UF	CS	FB	Inorg	300	Fluoride	<	0.03	—	—	0.03	mg/L	U	R	GELC
R-28	934.3	07/05/06	WG	F	CS	—	Inorg	A2340	Hardness	—	141	—	—	0.085	mg/L	—	—	GELC
R-28	934.3	01/26/06	WG	F	CS	FD	Inorg	A2340	Hardness	—	132	—	—	0.085	mg/L	—	—	GELC
R-28	934.3	01/26/06	WG	F	CS	—	Inorg	A2340	Hardness	—	129	—	—	0.085	mg/L	—	—	GELC
R-28	934.3	09/01/05	WG	F	CS	—	Inorg	A2340	Hardness	—	125	—	—	0.085	mg/L	—	—	GELC
R-28	934.3	07/05/06	WG	UF	CS	—	Inorg	A2340	Hardness	—	133	—	—	0.085	mg/L	—	—	GELC
R-28	934.3	01/26/06	WG	UF	CS	FD	Inorg	A2340	Hardness	—	127	—	—	0.085	mg/L	—	—	GELC
R-28	934.3	01/26/06	WG	UF	CS	—	Inorg	A2340	Hardness	—	129	—	—	0.085	mg/L	—	—	GELC
R-28	934.3	09/01/05	WG	UF	CS	—	Inorg	A2340	Hardness	—	126	—	—	0.085	mg/L	—	—	GELC
R-28	934.3	07/05/06	WG	F	CS	—	Inorg	6010	Magnesium	—	10	—	—	0.085	mg/L	—	—	GELC
R-28	934.3	01/26/06	WG	F	CS	FD	Inorg	6010	Magnesium	—	9.46	—	—	0.085	mg/L	—	—	GELC
R-28	934.3	01/26/06	WG	F	CS	—	Inorg	6010	Magnesium	—	9.25	—	—	0.085	mg/L	—	—	GELC

Table D-1 (continued)

Location	Depth (ft)	Date	Fid Matrix	Fid Prep	Lab Sample Type	Fid QC	Suite	Method	Analyte	Symbol	Result	1-sigma TPU	MDA	MDL	Units	Lab Qual	Indep Qual	Lab
R-28	934.3	11/10/05	WG	F	CS	—	Inorg	6010	Magnesium	—	9.01	—	—	0.085	mg/L	—	—	GELC
R-28	934.3	09/01/05	WG	F	CS	—	Inorg	6010	Magnesium	—	8.88	—	—	0.085	mg/L	—	—	GELC
R-28	934.3	07/05/06	WG	UF	CS	—	Inorg	6010	Magnesium	—	9.44	—	—	0.085	mg/L	—	—	GELC
R-28	934.3	01/26/06	WG	UF	CS	FD	Inorg	6010	Magnesium	—	9.14	—	—	0.085	mg/L	—	—	GELC
R-28	934.3	01/26/06	WG	UF	CS	—	Inorg	6010	Magnesium	—	9.22	—	—	0.085	mg/L	—	—	GELC
R-28	934.3	11/10/05	WG	UF	CS	—	Inorg	6010	Magnesium	—	9.22	—	—	0.085	mg/L	—	—	GELC
R-28	934.3	09/01/05	WG	UF	CS	—	Inorg	6010	Magnesium	—	8.98	—	—	0.085	mg/L	—	—	GELC
R-28	934.3	07/05/06	WG	F	CS	—	Inorg	353.1	Nitrate-Nitrite as N	—	4.18	—	—	0.14	mg/L	—	—	GELC
R-28	934.3	01/26/06	WG	F	CS	FD	Inorg	353.1	Nitrate-Nitrite as N	—	4.26	—	—	0.017	mg/L	—	—	GELC
R-28	934.3	01/26/06	WG	F	CS	—	Inorg	353.1	Nitrate-Nitrite as N	—	4.52	—	—	0.017	mg/L	—	—	GELC
R-28	934.3	11/10/05	WG	F	CS	—	Inorg	353.1	Nitrate-Nitrite as N	—	4.15	—	—	0.085	mg/L	—	—	GELC
R-28	934.3	09/01/05	WG	F	CS	—	Inorg	353.1	Nitrate-Nitrite as N	—	4.76	—	—	0.017	mg/L	—	—	GELC
R-28	934.3	07/05/06	WG	UF	CS	—	Inorg	353.1	Nitrate-Nitrite as N	—	4.02	—	—	0.14	mg/L	—	—	GELC
R-28	934.3	11/10/05	WG	UF	CS	—	Inorg	353.1	Nitrate-Nitrite as N	—	4.89	—	—	0.017	mg/L	—	—	GELC

Table D-1 (continued)

Location	Depth (ft)	Date	Fid Matrix	Fid Prep	Lab Sample Type	Fid QC	Suite	Method	Analyte	Symbol	Result	1-sigma TPU	MDA	MDL	Units	Lab Qual	Indep Qual	Lab
R-28	934.3	09/01/05	WG	UF	CS	—	Inorg	353.1	Nitrate-Nitrite as N	—	4.89	—	—	0.017	mg/L	—	—	GELC
R-28	934.3	05/20/05	WG	UF	CS	FB	Inorg	353.1	Nitrate-Nitrite as N	<	0.003	—	—	0.003	mg/L	U	R	GELC
R-28	934.3	05/20/05	WG	UF	CS	—	Inorg	353.1	Nitrate-Nitrite as N	—	3.4	—	—	0.03	mg/L	—	—	GELC
R-28	934.3	07/05/06	WG	F	CS	—	Inorg	314.0	Perchlorate	<	4	—	—	4	µg/L	U	—	GELC
R-28	934.3	07/05/06	WG	F	CS	—	Inorg	6850	Perchlorate	—	1.04	—	—	0.1	µg/L	—	J	GELC
R-28	934.3	01/26/06	WG	F	CS	—	Inorg	314.0	Perchlorate	<	4	—	—	4	µg/L	U	—	GELC
R-28	934.3	01/26/06	WG	F	CS	—	Inorg	6850	Perchlorate	—	0.962	—	—	0.05	µg/L	—	—	GELC
R-28	934.3	09/01/05	WG	F	CS	—	Inorg	6850	Perchlorate	—	1.13	—	—	0.1	µg/L	H	J	GELC
R-28	934.3	09/01/05	WG	F	CS	—	Inorg	314.0	Perchlorate	<	4	—	—	4	µg/L	U	—	GELC
R-28	934.3	01/26/06	WG	UF	CS	FD	Inorg	314.0	Perchlorate	<	4	—	—	4	µg/L	U	—	GELC
R-28	934.3	01/26/06	WG	UF	CS	FD	Inorg	6850	Perchlorate	—	0.955	—	—	0.05	µg/L	—	—	GELC
R-28	934.3	01/26/06	WG	UF	CS	—	Inorg	314.0	Perchlorate	<	4	—	—	4	µg/L	U	—	GELC
R-28	934.3	01/26/06	WG	UF	CS	—	Inorg	6850	Perchlorate	—	0.862	—	—	0.05	µg/L	—	—	GELC
R-28	934.3	11/10/05	WG	UF	CS	—	Inorg	314.0	Perchlorate	>	4	—	—	4	µg/L	U	—	GELC

Table D-1 (continued)

Location	Depth (ft)	Date	Fid Matrix	Fid Prep	Lab Sample Type	Fid QC	Suite	Method	Analyte	Symbol	Result	1-sigma TPU	MDA	MDL	Units	Lab Qual	Indep Qual	Lab
R-28	934.3	11/10/05	WG	UF	CS	—	Inorg	6850	Perchlorate	—	1.01	—	—	0.25	µg/L	—	J+	GELC
R-28	934.3	09/01/05	WG	UF	CS	—	Inorg	6850	Perchlorate	—	1.13	—	—	0.1	µg/L	H	J	GELC
R-28	934.3	09/01/05	WG	UF	CS	—	Inorg	314.0	Perchlorate	<	4	—	—	4	µg/L	U	—	GELC
R-28	934.3	05/20/05	WG	UF	CS	FB	Inorg	6850	Perchlorate	<	0.05	—	—	0.05	µg/L	U	UJ	GELC
R-28	934.3	05/20/05	WG	UF	CS	FB	Inorg	314.0	Perchlorate	<	4	—	—	4	µg/L	U	—	GELC
R-28	934.3	05/20/05	WG	UF	CS	—	Inorg	314.0	Perchlorate	<	4	—	—	4	µg/L	U	UJ	GELC
R-28	934.3	05/20/05	WG	UF	CS	—	Inorg	6850	Perchlorate	—	0.995	—	—	0.05	µg/L	—	J	GELC
R-28	934.3	07/05/06	WG	F	CS	—	Inorg	6010	Potassium	—	1.78	—	—	0.05	mg/L	—	—	GELC
R-28	934.3	01/26/06	WG	F	CS	FD	Inorg	6010	Potassium	—	1.71	—	—	0.05	mg/L	—	—	GELC
R-28	934.3	01/26/06	WG	F	CS	—	Inorg	6010	Potassium	—	1.63	—	—	0.05	mg/L	—	—	GELC
R-28	934.3	11/10/05	WG	F	CS	—	Inorg	6010	Potassium	—	1.65	—	—	0.05	mg/L	—	—	GELC
R-28	934.3	09/01/05	WG	F	CS	—	Inorg	6010	Potassium	—	1.59	—	—	0.05	mg/L	—	—	GELC
R-28	934.3	07/05/06	WG	UF	CS	—	Inorg	6010	Potassium	—	1.67	—	—	0.05	mg/L	—	—	GELC
R-28	934.3	01/26/06	WG	UF	CS	FD	Inorg	6010	Potassium	—	1.6	—	—	0.05	mg/L	—	—	GELC

Table D-1 (continued)

Location	Depth (ft)	Date	Fid Matrix	Fid Prep	Lab Sample Type	Fid QC	Suite	Method	Analyte	Symbol	Result	1-sigma TPU	MDA	MDL	Units	Lab Qual	Indep Qual	Lab
R-28	934.3	01/26/06	WG	UF	CS	—	Inorg	6010	Potassium	—	1.61	—	—	0.05	mg/L	—	—	GELC
R-28	934.3	11/10/05	WG	UF	CS	—	Inorg	6010	Potassium	—	1.66	—	—	0.05	mg/L	—	—	GELC
R-28	934.3	09/01/05	WG	UF	CS	—	Inorg	6010	Potassium	—	1.61	—	—	0.05	mg/L	—	—	GELC
R-28	934.3	07/05/06	WG	F	CS	—	Inorg	6010	Silicon Dioxide	—	78	—	—	0.032	mg/L	—	J	GELC
R-28	934.3	01/26/06	WG	F	CS	FD	Inorg	6010	Silicon Dioxide	—	76.3	—	—	0.032	mg/L	—	—	GELC
R-28	934.3	01/26/06	WG	F	CS	—	Inorg	6010	Silicon Dioxide	—	74.6	—	—	0.032	mg/L	—	—	GELC
R-28	934.3	11/10/05	WG	F	CS	—	Inorg	6010	Silicon Dioxide	—	73	—	—	0.032	mg/L	—	J	GELC
R-28	934.3	09/01/05	WG	F	CS	—	Inorg	6010	Silicon Dioxide	—	71.6	—	—	0.032	mg/L	—	—	GELC
R-28	934.3	07/05/06	WG	UF	CS	—	Inorg	6010	Silicon Dioxide	—	72.8	—	—	0.032	mg/L	—	J	GELC
R-28	934.3	01/26/06	WG	UF	CS	FD	Inorg	6010	Silicon Dioxide	—	74.8	—	—	0.032	mg/L	—	—	GELC
R-28	934.3	01/26/06	WG	UF	CS	—	Inorg	6010	Silicon Dioxide	—	75.7	—	—	0.032	mg/L	—	—	GELC
R-28	934.3	11/10/05	WG	UF	CS	—	Inorg	6010	Silicon Dioxide	—	74.8	—	—	0.032	mg/L	—	J	GELC
R-28	934.3	09/01/05	WG	UF	CS	—	Inorg	6010	Silicon Dioxide	—	72.3	—	—	0.032	mg/L	—	—	GELC
R-28	934.3	07/05/06	WG	F	CS	—	Inorg	6010	Sodium	—	15.5	—	—	0.045	mg/L	—	—	GELC

Table D-1 (continued)

Location	Depth (ft)	Date	Fid Matrix	Fid Prep	Lab Sample Type	Fid QC	Suite	Method	Analyte	Symbol	Result	1-sigma TPU	MDA	MDL	Units	Lab Qual	Indep Qual	Lab
R-28	934.3	01/26/06	WG	F	CS	FD	Inorg	6010	Sodium	—	15.7	—	—	0.045	mg/L	—	—	GELC
R-28	934.3	01/26/06	WG	F	CS	—	Inorg	6010	Sodium	—	15.2	—	—	0.045	mg/L	—	—	GELC
R-28	934.3	11/10/05	WG	F	CS	—	Inorg	6010	Sodium	—	14.2	—	—	0.045	mg/L	—	—	GELC
R-28	934.3	09/01/05	WG	F	CS	—	Inorg	6010	Sodium	—	14.1	—	—	0.045	mg/L	—	—	GELC
R-28	934.3	07/05/06	WG	UF	CS	—	Inorg	6010	Sodium	—	14.5	—	—	0.045	mg/L	—	—	GELC
R-28	934.3	01/26/06	WG	UF	CS	FD	Inorg	6010	Sodium	—	15.1	—	—	0.045	mg/L	—	—	GELC
R-28	934.3	01/26/06	WG	UF	CS	—	Inorg	6010	Sodium	—	15.3	—	—	0.045	mg/L	—	—	GELC
R-28	934.3	11/10/05	WG	UF	CS	—	Inorg	6010	Sodium	—	14.4	—	—	0.045	mg/L	—	—	GELC
R-28	934.3	09/01/05	WG	UF	CS	—	Inorg	6010	Sodium	—	14.2	—	—	0.045	mg/L	—	—	GELC
R-28	934.3	07/05/06	WG	F	CS	—	Inorg	120.1	Specific Conductance	—	358	—	—	1	uS/cm	—	—	GELC
R-28	934.3	01/26/06	WG	F	CS	FD	Inorg	120.1	Specific Conductance	—	312	—	—	1	uS/cm	—	—	GELC
R-28	934.3	01/26/06	WG	F	CS	—	Inorg	120.1	Specific Conductance	—	310	—	—	1	uS/cm	—	—	GELC
R-28	934.3	09/01/05	WG	F	CS	—	Inorg	120.1	Specific Conductance	—	281	—	—	1	uS/cm	—	—	GELC
R-28	934.3	07/05/06	WG	UF	CS	—	Inorg	120.1	Specific Conductance	—	356	—	—	1	uS/cm	—	—	GELC

Table D-1 (continued)

Location	Depth (ft)	Date	Fid Matrix	Fid Prep	Lab Sample Type	Fid QC	Suite	Method	Analyte	Symbol	Result	1-sigma TPU	MDA	MDL	Units	Lab Qual	Indep Qual	Lab
R-28	934.3	07/05/06	WG	F	CS	—	Inorg	300	Sulfate	—	41.1	—	—	0.2	mg/L	—	—	GELC
R-28	934.3	01/26/06	WG	F	CS	FD	Inorg	300	Sulfate	—	42.9	—	—	0.114	mg/L	—	—	GELC
R-28	934.3	01/26/06	WG	F	CS	—	Inorg	300	Sulfate	—	42.5	—	—	0.114	mg/L	—	—	GELC
R-28	934.3	11/10/05	WG	F	CS	—	Inorg	300	Sulfate	—	39.4	—	—	0.057	mg/L	—	—	GELC
R-28	934.3	09/01/05	WG	F	CS	—	Inorg	300	Sulfate	—	38.3	—	—	0.285	mg/L	—	—	GELC
R-28	934.3	07/05/06	WG	UF	CS	—	Inorg	300	Sulfate	—	41.3	—	—	0.2	mg/L	—	—	GELC
R-28	934.3	09/01/05	WG	UF	CS	—	Inorg	300	Sulfate	—	39.3	—	—	0.285	mg/L	—	—	GELC
R-28	934.3	05/20/05	WG	UF	CS	FB	Inorg	300	Sulfate	<	0.057	—	—	0.057	mg/L	U	R	GELC
R-28	934.3	07/05/06	WG	F	CS	—	Inorg	160.1	Total Dissolved Solids	—	282	—	—	2.38	mg/L	—	—	GELC
R-28	934.3	01/26/06	WG	F	CS	FD	Inorg	160.1	Total Dissolved Solids	—	286	—	—	2.38	mg/L	—	—	GELC
R-28	934.3	01/26/06	WG	F	CS	—	Inorg	160.1	Total Dissolved Solids	—	275	—	—	2.38	mg/L	—	—	GELC
R-28	934.3	09/01/05	WG	F	CS	—	Inorg	160.1	Total Dissolved Solids	—	278	—	—	2.38	mg/L	—	—	GELC
R-28	934.3	07/05/06	WG	UF	CS	—	Inorg	160.1	Total Dissolved Solids	—	283	—	—	2.38	mg/L	—	—	GELC
R-28	934.3	09/01/05	WG	UF	CS	—	Inorg	160.1	Total Dissolved Solids	—	278	—	—	2.38	mg/L	—	—	GELC

Table D-1 (continued)

Location	Depth (ft)	Date	Fid Matrix	Fid Prep	Lab Sample Type	Fid QC	Suite	Method	Analyte	Symbol	Result	1-sigma TPU	MDA	MDL	Units	Lab Qual	Indep Qual	Lab
R-28	934.3	07/05/06	WG	UF	CS	—	Inorg	9060	Total Organic Carbon	—	0.543	—	—	0.33	mg/L	J	—	GELC
R-28	934.3	11/10/05	WG	UF	CS	—	Inorg	9060	Total Organic Carbon	—	0.691	—	—	0.074	mg/L	J	J-	GELC
R-28	934.3	09/01/05	WG	UF	CS	—	Inorg	9060	Total Organic Carbon	—	0.421	—	—	0.074	mg/L	J	J-	GELC
R-28	934.3	05/20/05	WG	UF	CS	FB	Inorg	9060	Total Organic Carbon	—	0.226	—	—	0.074	mg/L	—	JN-	GELC
R-28	934.3	05/20/05	WG	UF	CS	—	Inorg	9060	Total Organic Carbon	—	0.498	—	—	0.074	mg/L	—	J-	GELC
R-28	934.3	07/05/06	WG	F	CS	—	Inorg	150.1	pH	—	7.77	—	—	0.01	SU	H	J	GELC
R-28	934.3	01/26/06	WG	F	CS	FD	Inorg	150.1	pH	—	7.82	—	—	0.01	SU	H	J	GELC
R-28	934.3	01/26/06	WG	F	CS	—	Inorg	150.1	pH	—	7.69	—	—	0.01	SU	H	J	GELC
R-28	934.3	09/01/05	WG	F	CS	—	Inorg	150.1	pH	—	7.64	—	—	0.01	SU	H	J	GELC
R-28	934.3	07/05/06	WG	UF	CS	—	Inorg	150.1	pH	—	7.9	—	—	0.01	SU	H	J	GELC
R-28	934.3	07/05/06	WG	F	CS	—	Met	6010	Barium	—	62.6	—	—	1	µg/L	—	—	GELC
R-28	934.3	01/26/06	WG	F	CS	FD	Met	6010	Barium	—	58.6	—	—	1	µg/L	—	—	GELC
R-28	934.3	01/26/06	WG	F	CS	—	Met	6010	Barium	—	57.9	—	—	1	µg/L	—	—	GELC
R-28	934.3	11/10/05	WG	F	CS	—	Met	6010	Barium	—	56.2	—	—	1	µg/L	—	—	GELC

Table D-1 (continued)

Location	Depth (ft)	Date	Fid Matrix	Fid Prep	Lab Sample Type	Fid QC	Suite	Method	Analyte	Symbol	Result	1-sigma TPU	MDA	MDL	Units	Lab Qual	Indep Qual	Lab
R-28	934.3	09/01/05	WG	F	CS	—	Met	6010	Barium	—	54.3	—	—	1	µg/L	—	—	GELC
R-28	934.3	07/05/06	WG	UF	CS	—	Met	6010	Barium	—	58.7	—	—	1	µg/L	—	—	GELC
R-28	934.3	01/26/06	WG	UF	CS	FD	Met	6010	Barium	—	56.8	—	—	1	µg/L	—	—	GELC
R-28	934.3	01/26/06	WG	UF	CS	—	Met	6010	Barium	—	57.2	—	—	1	µg/L	—	—	GELC
R-28	934.3	11/10/05	WG	UF	CS	—	Met	6010	Barium	—	57.4	—	—	1	µg/L	—	—	GELC
R-28	934.3	09/01/05	WG	UF	CS	—	Met	6010	Barium	—	54.8	—	—	1	µg/L	—	—	GELC
R-28	934.3	07/05/06	WG	F	CS	—	Met	6010	Boron	—	29.1	—	—	10	µg/L	J	—	GELC
R-28	934.3	01/26/06	WG	F	CS	FD	Met	6010	Boron	—	26.2	—	—	10	µg/L	J	—	GELC
R-28	934.3	01/26/06	WG	F	CS	—	Met	6010	Boron	—	26.1	—	—	10	µg/L	J	—	GELC
R-28	934.3	11/10/05	WG	F	CS	—	Met	6010	Boron	—	23.8	—	—	10	µg/L	J	—	GELC
R-28	934.3	09/01/05	WG	F	CS	—	Met	6010	Boron	—	25.5	—	—	10	µg/L	J	—	GELC
R-28	934.3	07/05/06	WG	UF	CS	—	Met	6010	Boron	—	25.2	—	—	10	µg/L	J	—	GELC
R-28	934.3	01/26/06	WG	UF	CS	FD	Met	6010	Boron	—	24.5	—	—	10	µg/L	J	—	GELC
R-28	934.3	01/26/06	WG	UF	CS	—	Met	6010	Boron	—	25.4	—	—	10	µg/L	J	—	GELC

Table D-1 (continued)

Location	Depth (ft)	Date	Fid Matrix	Fid Prep	Lab Sample Type	Fid QC	Suite	Method	Analyte	Symbol	Result	1-sigma TPU	MDA	MDL	Units	Lab Qual	Indep Qual	Lab
R-28	934.3	11/10/05	WG	UF	CS	—	Met	6010	Boron	—	24.1	—	—	10	µg/L	J	—	GELC
R-28	934.3	09/01/05	WG	UF	CS	—	Met	6010	Boron	—	24.3	—	—	10	µg/L	J	—	GELC
R-28	934.3	07/05/06	WG	F	CS	—	Met	6020	Chromium	—	344	—	—	1	µg/L	E	J	GELC
R-28	934.3	04/19/06	WG	F	CS	FD	Met	6020	Chromium	—	405	—	—	1	µg/L	—	—	GELC
R-28	934.3	04/19/06	WG	F	CS	—	Met	6020	Chromium	—	413	—	—	1	µg/L	—	—	GELC
R-28	934.3	01/26/06	WG	F	CS	FD	Met	6010	Chromium	—	428	—	—	1	µg/L	—	—	GELC
R-28	934.3	01/26/06	WG	F	CS	—	Met	6010	Chromium	—	414	—	—	1	µg/L	—	—	GELC
R-28	934.3	11/10/05	WG	F	CS	—	Met	6010	Chromium	—	404	—	—	1	µg/L	—	—	GELC
R-28	934.3	07/05/06	WG	UF	CS	—	Met	6020	Chromium	—	428	—	—	5	µg/L	E	J	GELC
R-28	934.3	04/19/06	WG	UF	CS	FD	Met	6020	Chromium	—	392	—	—	1	µg/L	—	—	GELC
R-28	934.3	04/19/06	WG	UF	CS	—	Met	6020	Chromium	—	398	—	—	1	µg/L	—	—	GELC
R-28	934.3	01/26/06	WG	UF	CS	FD	Met	6010	Chromium	—	416	—	—	1	µg/L	—	—	GELC
R-28	934.3	01/26/06	WG	UF	CS	—	Met	6010	Chromium	—	421	—	—	1	µg/L	—	—	GELC
R-28	934.3	11/10/05	WG	UF	CS	—	Met	6010	Chromium	—	416	—	—	1	µg/L	—	—	GELC

Table D-1 (continued)

Location	Depth (ft)	Date	Fid Matrix	Fid Prep	Lab Sample Type	Fid QC	Suite	Method	Analyte	Symbol	Result	1-sigma TPU	MDA	MDL	Units	Lab Qual	Indep Qual	Lab
R-28	934.3	07/05/06	WG	F	CS	—	Met	6010	Iron	—	30.4	—	—	18	µg/L	J	—	GELC
R-28	934.3	01/26/06	WG	F	CS	FD	Met	6010	Iron	<	18	—	—	18	µg/L	U	—	GELC
R-28	934.3	01/26/06	WG	F	CS	—	Met	6010	Iron	<	18	—	—	18	µg/L	U	—	GELC
R-28	934.3	11/10/05	WG	F	CS	—	Met	6010	Iron	<	18	—	—	18	µg/L	U	—	GELC
R-28	934.3	09/01/05	WG	F	CS	—	Met	6010	Iron	>	18	—	—	18	µg/L	U	—	GELC
R-28	934.3	07/05/06	WG	UF	CS	—	Met	6010	Iron	—	41.5	—	—	18	µg/L	J	—	GELC
R-28	934.3	01/26/06	WG	UF	CS	FD	Met	6010	Iron	>	18	—	—	18	µg/L	U	—	GELC
R-28	934.3	01/26/06	WG	UF	CS	—	Met	6010	Iron	—	21.3	—	—	18	µg/L	J	—	GELC
R-28	934.3	11/10/05	WG	UF	CS	—	Met	6010	Iron	—	24.8	—	—	18	µg/L	J	—	GELC
R-28	934.3	09/01/05	WG	UF	CS	—	Met	6010	Iron	<	21.7	—	—	18	µg/L	J	U	GELC
R-28	934.3	07/05/06	WG	F	CS	—	Met	6010	Molybdenum	—	2.2	—	—	2	µg/L	J	—	GELC
R-28	934.3	01/26/06	WG	F	CS	FD	Met	6010	Molybdenum	<	2	—	—	2	µg/L	U	—	GELC
R-28	934.3	01/26/06	WG	F	CS	—	Met	6010	Molybdenum	<	2	—	—	2	µg/L	U	—	GELC
R-28	934.3	11/10/05	WG	F	CS	—	Met	6020	Molybdenum	>	0.78	—	—	0.1	µg/L	—	U	GELC

Table D-1 (continued)

Location	Depth (ft)	Date	Fid Matrix	Fid Prep	Lab Sample Type	Fid QC	Suite	Method	Analyte	Symbol	Result	1-sigma TPU	MDA	MDL	Units	Lab Qual	Indep Qual	Lab
R-28	934.3	09/01/05	WG	F	CS	—	Met	6010	Molybdenum	<	2	—	—	2	µg/L	U	—	GELC
R-28	934.3	07/05/06	WG	UF	CS	—	Met	6010	Molybdenum	<	2	—	—	2	µg/L	U	—	GELC
R-28	934.3	01/26/06	WG	UF	CS	FD	Met	6010	Molybdenum	<	2	—	—	2	µg/L	U	—	GELC
R-28	934.3	01/26/06	WG	UF	CS	—	Met	6010	Molybdenum	<	2	—	—	2	µg/L	U	—	GELC
R-28	934.3	11/10/05	WG	UF	CS	—	Met	6020	Molybdenum	<	0.8	—	—	0.1	µg/L	—	U	GELC
R-28	934.3	09/01/05	WG	UF	CS	—	Met	6010	Molybdenum	<	2	—	—	2	µg/L	U	—	GELC
R-28	934.3	07/05/06	WG	F	CS	—	Met	6020	Nickel	—	6.1	—	—	0.5	µg/L	—	—	GELC
R-28	934.3	01/26/06	WG	F	CS	FD	Met	6020	Nickel	—	7.7	—	—	0.5	µg/L	—	—	GELC
R-28	934.3	01/26/06	WG	F	CS	—	Met	6020	Nickel	—	8.1	—	—	0.5	µg/L	—	—	GELC
R-28	934.3	11/10/05	WG	F	CS	—	Met	6010	Nickel	<	7.4	—	—	1	µg/L	—	U	GELC
R-28	934.3	09/01/05	WG	F	CS	—	Met	6020	Nickel	—	7.4	—	—	0.5	µg/L	—	—	GELC
R-28	934.3	07/05/06	WG	UF	CS	—	Met	6020	Nickel	—	6.1	—	—	2.5	µg/L	J	—	GELC
R-28	934.3	01/26/06	WG	UF	CS	FD	Met	6020	Nickel	—	7.6	—	—	0.5	µg/L	—	—	GELC
R-28	934.3	01/26/06	WG	UF	CS	—	Met	6020	Nickel	—	7.9	—	—	0.5	µg/L	—	—	GELC

Table D-1 (continued)

Location	Depth (ft)	Date	Fid Matrix	Fid Prep	Lab Sample Type	Fid QC	Suite	Method	Analyte	Symbol	Result	1-sigma TPU	MDA	MDL	Units	Lab Qual	Indep Qual	Lab
R-28	934.3	11/10/05	WG	UF	CS	—	Met	6010	Nickel	<	5.8	—	—	1	µg/L	—	U	GELC
R-28	934.3	09/01/05	WG	UF	CS	—	Met	6020	Nickel	—	6.9	—	—	0.5	µg/L	—	—	GELC
R-28	934.3	07/05/06	WG	F	CS	—	Met	6010	Strontium	—	156	—	—	1	µg/L	—	—	GELC
R-28	934.3	01/26/06	WG	F	CS	FD	Met	6010	Strontium	—	145	—	—	1	µg/L	—	—	GELC
R-28	934.3	01/26/06	WG	F	CS	—	Met	6010	Strontium	—	143	—	—	1	µg/L	—	—	GELC
R-28	934.3	11/10/05	WG	F	CS	—	Met	6010	Strontium	—	140	—	—	1	µg/L	—	—	GELC
R-28	934.3	09/01/05	WG	F	CS	—	Met	6010	Strontium	—	137	—	—	1	µg/L	—	—	GELC
R-28	934.3	07/05/06	WG	UF	CS	—	Met	6010	Strontium	—	146	—	—	1	µg/L	—	—	GELC
R-28	934.3	01/26/06	WG	UF	CS	FD	Met	6010	Strontium	—	141	—	—	1	µg/L	—	—	GELC
R-28	934.3	01/26/06	WG	UF	CS	—	Met	6010	Strontium	—	143	—	—	1	µg/L	—	—	GELC
R-28	934.3	11/10/05	WG	UF	CS	—	Met	6010	Strontium	—	143	—	—	1	µg/L	—	—	GELC
R-28	934.3	09/01/05	WG	UF	CS	—	Met	6010	Strontium	—	139	—	—	1	µg/L	—	—	GELC
R-28	934.3	07/05/06	WG	F	CS	—	Met	6020	Thallium	—	0.55	—	—	0.4	µg/L	J	—	GELC
R-28	934.3	01/26/06	WG	F	CS	FD	Met	6020	Thallium	>	0.4	—	—	0.4	µg/L	U	—	GELC

Table D-1 (continued)

Location	Depth (ft)	Date	Fid Matrix	Fid Prep	Lab Sample Type	Fid QC	Suite	Method	Analyte	Symbol	Result	1-sigma TPU	MDA	MDL	Units	Lab Qual	Indep Qual	Lab
R-28	934.3	01/26/06	WG	F	CS	—	Met	6020	Thallium	—	0.41	—	—	0.4	µg/L	J	—	GELC
R-28	934.3	11/10/05	WG	F	CS	—	Met	6020	Thallium	<	0.4	—	—	0.4	µg/L	U	—	GELC
R-28	934.3	09/01/05	WG	F	CS	—	Met	6020	Thallium	—	0.52	—	—	0.4	µg/L	J	—	GELC
R-28	934.3	07/05/06	WG	UF	CS	—	Met	6020	Thallium	<	0.4	—	—	0.4	µg/L	U	—	GELC
R-28	934.3	01/26/06	WG	UF	CS	FD	Met	6020	Thallium	<	0.4	—	—	0.4	µg/L	U	—	GELC
R-28	934.3	01/26/06	WG	UF	CS	—	Met	6020	Thallium	<	0.4	—	—	0.4	µg/L	U	—	GELC
R-28	934.3	11/10/05	WG	UF	CS	—	Met	6020	Thallium	<	0.4	—	—	0.4	µg/L	U	—	GELC
R-28	934.3	09/01/05	WG	UF	CS	—	Met	6020	Thallium	<	0.4	—	—	0.4	µg/L	U	—	GELC
R-28	934.3	07/05/06	WG	F	CS	—	Met	6020	Uranium	—	0.99	—	—	0.05	µg/L	—	—	GELC
R-28	934.3	01/26/06	WG	F	CS	FD	Met	6020	Uranium	—	0.98	—	—	0.05	µg/L	—	—	GELC
R-28	934.3	01/26/06	WG	F	CS	—	Met	6020	Uranium	—	0.96	—	—	0.05	µg/L	—	—	GELC
R-28	934.3	11/10/05	WG	F	CS	—	Met	6020	Uranium	—	1.1	—	—	0.05	µg/L	—	—	GELC
R-28	934.3	09/01/05	WG	F	CS	—	Met	6020	Uranium	—	1	—	—	0.05	µg/L	—	—	GELC
R-28	934.3	07/05/06	WG	UF	CS	—	Met	6020	Uranium	—	0.99	—	—	0.05	µg/L	—	—	GELC

Table D-1 (continued)

Location	Depth (ft)	Date	Fid Matrix	Fid Prep	Lab Sample Type	Fid QC	Suite	Method	Analyte	Symbol	Result	1-sigma TPU	MDA	MDL	Units	Lab Qual	Indep Qual	Lab
R-28	934.3	01/26/06	WG	UF	CS	FD	Met	6020	Uranium	—	0.97	—	—	0.05	µg/L	—	—	GELC
R-28	934.3	01/26/06	WG	UF	CS	—	Met	6020	Uranium	—	0.99	—	—	0.05	µg/L	—	—	GELC
R-28	934.3	11/10/05	WG	UF	CS	—	Met	6020	Uranium	—	1.1	—	—	0.05	µg/L	—	—	GELC
R-28	934.3	09/01/05	WG	UF	CS	—	Met	6020	Uranium	—	0.99	—	—	0.05	µg/L	—	—	GELC
R-28	934.3	07/05/06	WG	F	CS	—	Met	6010	Vanadium	—	6.2	—	—	1	µg/L	—	—	GELC
R-28	934.3	01/26/06	WG	F	CS	FD	Met	6010	Vanadium	—	5.5	—	—	1	µg/L	—	—	GELC
R-28	934.3	01/26/06	WG	F	CS	—	Met	6010	Vanadium	—	5.2	—	—	1	µg/L	—	—	GELC
R-28	934.3	11/10/05	WG	F	CS	—	Met	6010	Vanadium	—	5.4	—	—	1	µg/L	—	—	GELC
R-28	934.3	09/01/05	WG	F	CS	—	Met	6010	Vanadium	<	5	—	—	1	µg/L	J	U	GELC
R-28	934.3	07/05/06	WG	UF	CS	—	Met	6010	Vanadium	—	5.7	—	—	1	µg/L	—	—	GELC
R-28	934.3	01/26/06	WG	UF	CS	FD	Met	6010	Vanadium	—	5.3	—	—	1	µg/L	—	—	GELC
R-28	934.3	01/26/06	WG	UF	CS	—	Met	6010	Vanadium	—	5.1	—	—	1	µg/L	—	—	GELC
R-28	934.3	11/10/05	WG	UF	CS	—	Met	6010	Vanadium	—	5.3	—	—	1	µg/L	—	—	GELC
R-28	934.3	09/01/05	WG	UF	CS	—	Met	6010	Vanadium	>	5.3	—	—	1	µg/L	—	U	GELC

Table D-1 (continued)

Location	Depth (ft)	Date	Fid Matrix	Fid Prep	Lab Sample Type	Fid QC	Suite	Method	Analyte	Symbol	Result	1-sigma TPU	MDA	MDL	Units	Lab Qual	Indep Qual	Lab
R-28	934.3	07/05/06	WG	F	CS	—	Rad	H300	Americium-241	—	0.00445	0.01	0.0268	—	pCi/L	U	U	GELC
R-28	934.3	09/01/05	WG	F	CS	—	Rad	H300	Americium-241	—	-0.0042	0.00367	0.0384	—	pCi/L	U	U	GELC
R-28	934.3	07/05/06	WG	UF	CS	—	Rad	H300	Americium-241	—	-0.00554	0.0132	0.0213	—	pCi/L	U	U	GELC
R-28	934.3	01/26/06	WG	UF	CS	FD	Rad	H300	Americium-241	—	0.0132	0.0115	0.0365	—	pCi/L	U	U	GELC
R-28	934.3	01/26/06	WG	UF	CS	—	Rad	H300	Americium-241	—	-0.0171	0.0158	0.0582	—	pCi/L	U	U	GELC
R-28	934.3	11/10/05	WG	UF	CS	—	Rad	H300	Americium-241	—	0.00281	0.00283	0.0451	—	pCi/L	U	U	GELC
R-28	934.3	09/01/05	WG	UF	CS	—	Rad	H300	Americium-241	—	0.00223	0.00384	0.035	—	pCi/L	U	U	GELC
R-28	934.3	07/05/06	WG	F	CS	—	Rad	901.1	Cesium-137	—	2.03	0.994	3.97	—	pCi/L	U	U	GELC
R-28	934.3	09/01/05	WG	F	CS	—	Rad	901.1	Cesium-137	—	-0.0117	0.95	3.43	—	pCi/L	U	U	GELC
R-28	934.3	07/05/06	WG	UF	CS	—	Rad	901.1	Cesium-137	—	-1.18	0.959	3.15	—	pCi/L	U	U	GELC
R-28	934.3	01/26/06	WG	UF	CS	FD	Rad	901.1	Cesium-137	—	-0.542	1.05	3.64	—	pCi/L	U	U	GELC
R-28	934.3	01/26/06	WG	UF	CS	—	Rad	901.1	Cesium-137	—	-0.207	1.2	4.23	—	pCi/L	U	U	GELC
R-28	934.3	11/10/05	WG	UF	CS	—	Rad	901.1	Cesium-137	—	1.26	0.638	2.41	—	pCi/L	U	U	GELC
R-28	934.3	09/01/05	WG	UF	CS	—	Rad	901.1	Cesium-137	—	2.71	3.11	4.55	—	pCi/L	U	U	GELC

Table D-1 (continued)

Location	Depth (ft)	Date	Fid Matrix	Fid Prep	Lab Sample Type	Fid QC	Suite	Method	Analyte	Symbol	Result	1-sigma TPU	MDA	MDL	Units	Lab Qual	Indep Qual	Lab
R-28	934.3	07/05/06	WG	F	CS	—	Rad	901.1	Cobalt-60	—	1.23	0.914	3.88	—	pCi/L	U	U	GELC
R-28	934.3	09/01/05	WG	F	CS	—	Rad	901.1	Cobalt-60	—	1.4	0.965	4.03	—	pCi/L	U	U	GELC
R-28	934.3	07/05/06	WG	UF	CS	—	Rad	901.1	Cobalt-60	—	1.06	0.887	3.56	—	pCi/L	U	U	GELC
R-28	934.3	01/26/06	WG	UF	CS	FD	Rad	901.1	Cobalt-60	—	1.04	1.08	4.22	—	pCi/L	U	U	GELC
R-28	934.3	01/26/06	WG	UF	CS	—	Rad	901.1	Cobalt-60	—	-0.0214	1.13	4.17	—	pCi/L	U	U	GELC
R-28	934.3	11/10/05	WG	UF	CS	—	Rad	901.1	Cobalt-60	—	-0.519	0.743	2.17	—	pCi/L	U	U	GELC
R-28	934.3	09/01/05	WG	UF	CS	—	Rad	901.1	Cobalt-60	—	0.95	1.29	5.06	—	pCi/L	U	U	GELC
R-28	934.3	07/05/06	WG	F	CS	—	Rad	900	Gross alpha	—	0.501	0.289	0.939	—	pCi/L	U	U	GELC
R-28	934.3	09/01/05	WG	F	CS	—	Rad	900	Gross alpha	—	0.904	0.505	1.91	—	pCi/L	U	U	GELC
R-28	934.3	07/05/06	WG	UF	CS	—	Rad	900	Gross alpha	—	0.305	0.24	0.794	—	pCi/L	U	U	GELC
R-28	934.3	01/26/06	WG	UF	CS	FD	Rad	900	Gross alpha	—	1.04	0.475	1.5	—	pCi/L	U	U	GELC
R-28	934.3	01/26/06	WG	UF	CS	—	Rad	900	Gross alpha	—	0.307	0.382	1.24	—	pCi/L	U	U	GELC
R-28	934.3	09/01/05	WG	UF	CS	—	Rad	900	Gross alpha	—	0.202	0.337	1.69	—	pCi/L	U	U	GELC
R-28	934.3	07/05/06	WG	F	CS	—	Rad	900	Gross beta	—	2.27	0.47	1.45	—	pCi/L	—	J	GELC

Table D-1 (continued)

Location	Depth (ft)	Date	Fid Matrix	Fid Prep	Lab Sample Type	Fid QC	Suite	Method	Analyte	Symbol	Result	1-sigma TPU	MDA	MDL	Units	Lab Qual	Indep Qual	Lab
R-28	934.3	09/01/05	WG	F	CS	—	Rad	900	Gross beta	—	9.29	1.07	3.32	—	pCi/L	—	J	GELC
R-28	934.3	07/05/06	WG	UF	CS	—	Rad	900	Gross beta	—	3.01	0.501	1.52	—	pCi/L	—	J	GELC
R-28	934.3	01/26/06	WG	UF	CS	FD	Rad	900	Gross beta	—	2.57	0.481	1.47	—	pCi/L	—	J	GELC
R-28	934.3	01/26/06	WG	UF	CS	—	Rad	900	Gross beta	—	2.66	0.488	1.48	—	pCi/L	—	J	GELC
R-28	934.3	09/01/05	WG	UF	CS	—	Rad	900	Gross beta	—	12.4	1.73	5.34	—	pCi/L	—	J	GELC
R-28	934.3	07/05/06	WG	F	CS	—	Rad	901.1	Gross gamma	—	71.2	49.6	207	—	pCi/L	U	U	GELC
R-28	934.3	09/01/05	WG	F	CS	—	Rad	901.1	Gross gamma	—	127	81.3	289	—	pCi/L	U	U	GELC
R-28	934.3	07/05/06	WG	UF	CS	—	Rad	901.1	Gross gamma	—	71.1	67.3	184	—	pCi/L	U	U	GELC
R-28	934.3	01/26/06	WG	UF	CS	FD	Rad	901.1	Gross gamma	—	182	120	546	—	pCi/L	U	U	GELC
R-28	934.3	01/26/06	WG	UF	CS	—	Rad	901.1	Gross gamma	—	142	276	336	—	pCi/L	U	U	GELC
R-28	934.3	09/01/05	WG	UF	CS	—	Rad	901.1	Gross gamma	—	105	123	576	—	pCi/L	U	U	GELC
R-28	934.3	07/05/06	WG	F	CS	—	Rad	901.1	Neptunium-237	—	-0.0143	6.88	24.2	—	pCi/L	U	U	GELC
R-28	934.3	09/01/05	WG	F	CS	—	Rad	901.1	Neptunium-237	—	-1.6	8.4	27.1	—	pCi/L	U	U	GELC
R-28	934.3	07/05/06	WG	UF	CS	—	Rad	901.1	Neptunium-237	—	8.34	7.01	25	—	pCi/L	U	U	GELC

Table D-1 (continued)

Location	Depth (ft)	Date	Fid Matrix	Fid Prep	Lab Sample Type	Fid QC	Suite	Method	Analyte	Symbol	Result	1-sigma TPU	MDA	MDL	Units	Lab Qual	Indep Qual	Lab
R-28	934.3	01/26/06	WG	UF	CS	FD	Rad	901.1	Neptunium-237	—	19	7.88	18.9	—	pCi/L	UI	R	GELC
R-28	934.3	01/26/06	WG	UF	CS	—	Rad	901.1	Neptunium-237	—	12	9.48	32.2	—	pCi/L	U	U	GELC
R-28	934.3	09/01/05	WG	UF	CS	—	Rad	901.1	Neptunium-237	—	6.79	9.78	33.2	—	pCi/L	U	U	GELC
R-28	934.3	07/05/06	WG	F	CS	—	Rad	H300	Plutonium-238	—	-0.0278	0.0225	0.0297	—	pCi/L	U	U	GELC
R-28	934.3	09/01/05	WG	F	CS	—	Rad	H300	Plutonium-238	—	-0.0075	0.0083	0.0519	—	pCi/L	U	U	GELC
R-28	934.3	07/05/06	WG	UF	CS	—	Rad	H300	Plutonium-238	—	0.0324	0.0175	0.0259	—	pCi/L	—	J	GELC
R-28	934.3	01/26/06	WG	UF	CS	FD	Rad	H300	Plutonium-238	—	-0.00358	0.0062	0.0429	—	pCi/L	U	U	GELC
R-28	934.3	01/26/06	WG	UF	CS	—	Rad	H300	Plutonium-238	—	0	0.00645	0.0773	—	pCi/L	U	U	GELC
R-28	934.3	11/10/05	WG	UF	CS	—	Rad	H300	Plutonium-238	—	-0.00746	0.0112	0.0549	—	pCi/L	U	J+, U	GELC
R-28	934.3	09/01/05	WG	UF	CS	—	Rad	H300	Plutonium-238	—	-0.00289	0.0138	0.0599	—	pCi/L	U	U	GELC
R-28	934.3	07/05/06	WG	F	CS	—	Rad	H300	Plutonium-239/240	—	0.00309	0.0127	0.0346	—	pCi/L	U	U	GELC
R-28	934.3	09/01/05	WG	F	CS	—	Rad	H300	Plutonium-239/240	—	0.0025	0.00661	0.0438	—	pCi/L	U	U	GELC
R-28	934.3	07/05/06	WG	UF	CS	—	Rad	H300	Plutonium-239/240	—	0.0216	0.0101	0.0302	—	pCi/L	U	U	GELC
R-28	934.3	01/26/06	WG	UF	CS	FD	Rad	H300	Plutonium-239/240	—	-0.00715	0.00716	0.0471	—	pCi/L	U	U	GELC

Table D-1 (continued)

Location	Depth (ft)	Date	Fid Matrix	Fid Prep	Lab Sample Type	Fid QC	Suite	Method	Analyte	Symbol	Result	1-sigma TPU	MDA	MDL	Units	Lab Qual	Indep Qual	Lab
R-28	934.3	01/26/06	WG	UF	CS	—	Rad	H300	Plutonium-239/240	—	-0.0193	0.0112	0.0849	—	pCi/L	U	U	GELC
R-28	934.3	11/10/05	WG	UF	CS	—	Rad	H300	Plutonium-239/240	—	-0.0346	0.0128	0.0462	—	pCi/L	U	J+, U	GELC
R-28	934.3	09/01/05	WG	UF	CS	—	Rad	H300	Plutonium-239/240	—	0	0.00816	0.0506	—	pCi/L	U	U	GELC
R-28	934.3	07/05/06	WG	F	CS	—	Rad	901.1	Potassium-40	—	31.6	11.2	49.1	—	pCi/L	U	U	GELC
R-28	934.3	09/01/05	WG	F	CS	—	Rad	901.1	Potassium-40	—	33.8	12.5	52.7	—	pCi/L	U	U	GELC
R-28	934.3	07/05/06	WG	UF	CS	—	Rad	901.1	Potassium-40	—	35.4	10.1	44.4	—	pCi/L	U	U	GELC
R-28	934.3	01/26/06	WG	UF	CS	FD	Rad	901.1	Potassium-40	—	8.19	26	39.3	—	pCi/L	U	U	GELC
R-28	934.3	01/26/06	WG	UF	CS	—	Rad	901.1	Potassium-40	—	31.1	12.1	50.2	—	pCi/L	U	U	GELC
R-28	934.3	11/10/05	WG	UF	CS	—	Rad	901.1	Potassium-40	—	0.471	13.8	25	—	pCi/L	U	U	GELC
R-28	934.3	09/01/05	WG	UF	CS	—	Rad	901.1	Potassium-40	—	40.5	13.3	59.1	—	pCi/L	U	U	GELC
R-28	934.3	07/05/06	WG	F	CS	—	Rad	901.1	Sodium-22	—	-1.81	0.978	2.48	—	pCi/L	U	U	GELC
R-28	934.3	09/01/05	WG	F	CS	—	Rad	901.1	Sodium-22	—	0.683	0.962	3.82	—	pCi/L	U	U	GELC
R-28	934.3	07/05/06	WG	UF	CS	—	Rad	901.1	Sodium-22	—	-0.52	0.922	3.26	—	pCi/L	U	U	GELC
R-28	934.3	01/26/06	WG	UF	CS	FD	Rad	901.1	Sodium-22	—	-0.884	1.05	3.62	—	pCi/L	U	U	GELC

Table D-1 (continued)

Location	Depth (ft)	Date	Fid Matrix	Fid Prep	Lab Sample Type	Fid QC	Suite	Method	Analyte	Symbol	Result	1-sigma TPU	MDA	MDL	Units	Lab Qual	Indep Qual	Lab
R-28	934.3	01/26/06	WG	UF	CS	—	Rad	901.1	Sodium-22	—	-1.13	1.33	3.9	—	pCi/L	U	U	GELC
R-28	934.3	11/10/05	WG	UF	CS	—	Rad	901.1	Sodium-22	—	-0.4	0.691	2.4	—	pCi/L	U	U	GELC
R-28	934.3	09/01/05	WG	UF	CS	—	Rad	901.1	Sodium-22	—	0.694	1.48	4.99	—	pCi/L	U	U	GELC
R-28	934.3	07/05/06	WG	F	CS	—	Rad	905.0	Strontium-90	—	-0.0415	0.0875	0.452	—	pCi/L	U	U	GELC
R-28	934.3	09/01/05	WG	F	CS	—	Rad	905.0	Strontium-90	—	0.00509	0.0665	0.326	—	pCi/L	U	U	GELC
R-28	934.3	07/05/06	WG	UF	CS	—	Rad	905.0	Strontium-90	—	-0.145	0.0568	0.249	—	pCi/L	U	U	GELC
R-28	934.3	01/26/06	WG	UF	CS	FD	Rad	905.0	Strontium-90	—	0.14	0.0662	0.272	—	pCi/L	U	U	GELC
R-28	934.3	01/26/06	WG	UF	CS	—	Rad	905.0	Strontium-90	—	0.0699	0.0729	0.325	—	pCi/L	U	U	GELC
R-28	934.3	11/10/05	WG	UF	CS	—	Rad	905.0	Strontium-90	—	0.0909	0.0648	0.279	—	pCi/L	U	U	GELC
R-28	934.3	09/01/05	WG	UF	CS	—	Rad	905.0	Strontium-90	—	-0.00496	0.0551	0.277	—	pCi/L	U	U	GELC
R-28	934.3	07/05/06	WG	F	CS	—	Rad	H300	Uranium-234	—	0.764	0.101	0.179	—	pCi/L	—	—	GELC
R-28	934.3	09/01/05	WG	F	CS	—	Rad	H300	Uranium-234	—	0.892	0.0697	0.0922	—	pCi/L	—	—	GELC
R-28	934.3	07/05/06	WG	UF	CS	—	Rad	H300	Uranium-234	—	0.802	0.1	0.171	—	pCi/L	—	—	GELC
R-28	934.3	01/26/06	WG	UF	CS	FD	Rad	H300	Uranium-234	—	0.861	0.0956	0.191	—	pCi/L	—	—	GELC

Table D-1 (continued)

Location	Depth (ft)	Date	Fid Matrix	Fid Prep	Lab Sample Type	Fid QC	Suite	Method	Analyte	Symbol	Result	1-sigma TPU	MDA	MDL	Units	Lab Qual	Indep Qual	Lab
R-28	934.3	01/26/06	WG	UF	CS	—	Rad	H300	Uranium-234	—	0.761	0.0802	0.158	—	pCi/L	—	—	GELC
R-28	934.3	11/10/05	WG	UF	CS	—	Rad	H300	Uranium-234	—	0.74	0.0593	0.102	—	pCi/L	—	—	GELC
R-28	934.3	09/01/05	WG	UF	CS	—	Rad	H300	Uranium-234	—	0.851	0.0648	0.0837	—	pCi/L	—	—	GELC
R-28	934.3	07/05/06	WG	F	CS	—	Rad	H300	Uranium-235/236	—	-5.06E-09	0.026	0.151	—	pCi/L	U	U	GELC
R-28	934.3	09/01/05	WG	F	CS	—	Rad	H300	Uranium-235/236	—	0.0748	0.0179	0.0694	—	pCi/L	—	J	GELC
R-28	934.3	07/05/06	WG	UF	CS	—	Rad	H300	Uranium-235/236	—	-0.182	0.0546	0.144	—	pCi/L	U	R	GELC
R-28	934.3	01/26/06	WG	UF	CS	FD	Rad	H300	Uranium-235/236	—	0.0296	0.0502	0.0924	—	pCi/L	U	U	GELC
R-28	934.3	01/26/06	WG	UF	CS	—	Rad	H300	Uranium-235/236	—	0.0305	0.0221	0.0764	—	pCi/L	U	U	GELC
R-28	934.3	11/10/05	WG	UF	CS	—	Rad	H300	Uranium-235/236	—	0.0329	0.0131	0.0765	—	pCi/L	U	U	GELC
R-28	934.3	09/01/05	WG	UF	CS	—	Rad	H300	Uranium-235/236	—	0.0746	0.017	0.063	—	pCi/L	—	J	GELC
R-28	934.3	07/05/06	WG	F	CS	—	Rad	H300	Uranium-238	—	0.24	0.0547	0.191	—	pCi/L	—	J	GELC
R-28	934.3	09/01/05	WG	F	CS	—	Rad	H300	Uranium-238	—	0.39	0.0396	0.0653	—	pCi/L	—	—	GELC
R-28	934.3	07/05/06	WG	UF	CS	—	Rad	H300	Uranium-238	—	0.205	0.0596	0.182	—	pCi/L	—	J	GELC
R-28	934.3	01/26/06	WG	UF	CS	FD	Rad	H300	Uranium-238	—	0.442	0.0727	0.107	—	pCi/L	—	—	GELC

Table D-1 (continued)

Location	Depth (ft)	Date	Fid Matrix	Fid Prep	Lab Sample Type	Fid QC	Suite	Method	Analyte	Symbol	Result	1-sigma TPU	MDA	MDL	Units	Lab Qual	Indep Qual	Lab
R-28	934.3	01/26/06	WG	UF	CS	—	Rad	H300	Uranium-238	—	0.316	0.0462	0.0883	—	pCi/L	—	—	GELC
R-28	934.3	11/10/05	WG	UF	CS	—	Rad	H300	Uranium-238	—	0.297	0.0339	0.0719	—	pCi/L	—	—	GELC
R-28	934.3	09/01/05	WG	UF	CS	—	Rad	H300	Uranium-238	—	0.395	0.0387	0.0593	—	pCi/L	—	—	GELC
R-33	995.5	02/16/06	WG	F	CS	—	Inorg	120.1	Specific Conductance	—	133	—	—	1	uS/cm	—	—	GELC
R-33	995.5	09/14/05	WG	F	CS	—	Inorg	120.1	Specific Conductance	—	120	—	—	1	uS/cm	—	—	GELC
R-33	995.5	06/27/05	WG	F	CS	—	Inorg	9050	Specific Conductance	—	102	—	—	1	uS/cm	—	—	GELC
R-33	995.5	09/14/05	WG	UF	CS	—	Inorg	120.1	Specific Conductance	—	146	—	—	1	uS/cm	—	—	GELC
R-33	995.5	06/27/05	WG	UF	CS	—	Inorg	9050	Specific Conductance	—	104	—	—	1	uS/cm	—	—	GELC
R-33	995.5	09/14/05	WG	UF	CS	—	Inorg	160.2	Suspended Sediment Concentration	<	0.585	—	—	0.585	mg/L	U	—	GELC
R-33	995.5	06/27/05	WG	UF	CS	—	Inorg	160.2	Suspended Sediment Concentration	—	4.25	—	—	1.43	mg/L	J	—	GELC
R-33	995.5	06/27/05	WG	UF	RE	—	Inorg	160.2	Suspended Sediment Concentration	—	4.5	—	—	1.43	mg/L	J	—	GELC
R-33	995.5	02/16/06	WG	F	CS	—	Inorg	150.1	pH	—	7.72	—	—	0.01	SU	H	J	GELC
R-33	995.5	09/14/05	WG	F	CS	—	Inorg	150.1	pH	—	7.18	—	—	0.01	SU	H	J	GELC

Table D-1 (continued)

Location	Depth (ft)	Date	Fid Matrix	Fid Prep	Lab Sample Type	Fid QC	Suite	Method	Analyte	Symbol	Result	1-sigma TPU	MDA	MDL	Units	Lab Qual	Indep Qual	Lab
R-33	995.5	06/27/05	WG	F	CS	—	Inorg	150.1	pH	—	7.59	—	—	0.01	SU	H	J	GELC
R-33	995.5	09/14/05	WG	UF	CS	—	Inorg	150.1	pH	—	7.15	—	—	0.01	SU	H	J	GELC
R-33	995.5	06/27/05	WG	UF	CS	—	Inorg	150.1	pH	—	7.59	—	—	0.01	SU	H	J	GELC
R-33	995.5	02/16/06	WG	UF	CS	—	Rad	H300	Iodine-129	—	-0.208	0.483	1.37	—	pCi/L	U	U	GELC
R-33	995.5	02/16/06	WG	UF	CS	—	Rad	H300	Technetium-99	—	-2.03	1.2	4.29	—	pCi/L	U	U	GELC
R-33	995.5	09/14/05	WG	UF	CS	—	Rad	H300	Technetium-99	—	1.95	0.925	3.01	—	pCi/L	U	U	GELC
R-33	995.5	06/27/05	WG	UF	CS	—	Rad	H300	Technetium-99	—	-0.283	0.7	2.36	—	pCi/L	U	U	GELC
R-33	995.5	02/16/06	WG	UF	CS	—	Rad	LLEE	Tritium	—	-0.19158	0.28737	0.28737	—	pCi/L	—	U	UMTL
R-33	995.5	09/14/05	WG	UF	CS	—	Rad	906.0	Tritium	—	-77.9	63.6	225	—	pCi/L	U	U	GELC
R-33	995.5	09/14/05	WG	UF	CS	—	Rad	LLEE	Tritium	—	0.22351	0.28737	0.28737	—	pCi/L	—	U	UMTL
R-33	995.5	06/27/05	WG	UF	CS	—	Rad	906.0	Tritium	—	-37.1	61.6	214	—	pCi/L	U	U	GELC
R-33	995.5	06/27/05	WG	UF	CS	—	Rad	LL	Tritium	—	137.299	12.772	9.579	—	pCi/L	—	—	UMTL
R-33	995.5	06/27/05	WG	UF	CS	—	Rad	LLEE	Tritium	—	0	0.28737	0.28737	—	pCi/L	—	—	UMTL
R-33	995.5	06/27/05	WG	UF	RE	—	Rad	LL	Tritium	—	3.193	9.579	9.579	—	pCi/L	—	—	UMTL

Table D-1 (continued)

Location	Depth (ft)	Date	Fid Matrix	Fid Prep	Lab Sample Type	Fid QC	Suite	Method	Analyte	Symbol	Result	1-sigma TPU	MDA	MDL	Units	Lab Qual	Indep Qual	Lab
R-33	995.5	02/16/06	WG	UF	CS	EQB	Voa	8260	Acetone	—	10.3	—	—	1.25	µg/L	—	—	GELC
R-33	995.5	02/16/06	WG	UF	CS	FTB	Voa	8260	Acetone	<	5	—	—	1.25	µg/L	U	—	GELC
R-33	995.5	02/16/06	WG	UF	CS	—	Voa	8260	Acetone	<	5	—	—	1.25	µg/L	U	—	GELC
R-33	995.5	09/14/05	WG	UF	CS	FTB	Voa	8260	Acetone	<	5	—	—	—	µg/L	U	—	GELC
R-33	995.5	09/14/05	WG	UF	CS	—	Voa	8260	Acetone	<	5	—	—	—	µg/L	U	—	GELC
R-33	995.5	06/27/05	WG	UF	CS	FTB	Voa	8260	Acetone	<	5	—	—	—	µg/L	U	R	GELC
R-33	995.5	06/27/05	WG	UF	CS	—	Voa	8260	Acetone	<	5	—	—	—	µg/L	U	R	GELC
R-33	995.5	02/16/06	WG	UF	CS	EQB	Voa	8260	Toluene	<	1	—	—	0.25	µg/L	U	—	GELC
R-33	995.5	02/16/06	WG	UF	CS	FTB	Voa	8260	Toluene	<	1	—	—	0.25	µg/L	U	—	GELC
R-33	995.5	02/16/06	WG	UF	CS	—	Voa	8260	Toluene	<	1	—	—	0.25	µg/L	U	—	GELC
R-33	995.5	09/14/05	WG	UF	CS	FTB	Voa	8260	Toluene	<	1	—	—	—	µg/L	U	—	GELC
R-33	995.5	09/14/05	WG	UF	CS	—	Voa	8260	Toluene	<	1	—	—	—	µg/L	U	—	GELC
R-33	995.5	06/27/05	WG	UF	CS	FTB	Voa	8260	Toluene	<	1	—	—	—	µg/L	U	—	GELC
R-33	995.5	06/27/05	WG	UF	CS	—	Voa	8260	Toluene	<	1	—	—	—	µg/L	U	—	GELC

Table D-1 (continued)

Location	Depth (ft)	Date	Fid Matrix	Fid Prep	Lab Sample Type	Fid QC	Suite	Method	Analyte	Symbol	Result	1-sigma TPU	MDA	MDL	Units	Lab Qual	Indep Qual	Lab
R-33	1112.4	07/05/06	WG	UF	CS	—	Inorg	410.4	Chemical Oxygen Demand	—	4.01	—	—	0.89	mg/L	J	—	GELC
R-33	1112.4	02/14/06	WG	F	CS	—	Inorg	120.1	Specific Conductance	—	131	—	—	1	uS/cm	—	—	GELC
R-33	1112.4	09/15/05	WG	F	CS	—	Inorg	120.1	Specific Conductance	—	122	—	—	1	uS/cm	—	—	GELC
R-33	1112.4	06/24/05	WG	F	CS	—	Inorg	9050	Specific Conductance	—	121	—	—	1	uS/cm	—	—	GELC
R-33	1112.4	09/15/05	WG	UF	CS	—	Inorg	120.1	Specific Conductance	—	148	—	—	1	uS/cm	—	—	GELC
R-33	1112.4	06/24/05	WG	UF	CS	—	Inorg	9050	Specific Conductance	—	123	—	—	1	uS/cm	—	—	GELC
R-33	1112.4	07/05/06	WG	UF	CS	—	Inorg	160.2	Suspended Sediment Concentration	—	10.5	—	—	0.76	mg/L	—	—	GELC
R-33	1112.4	09/15/05	WG	UF	CS	—	Inorg	160.2	Suspended Sediment Concentration	<	0.582	—	—	0.582	mg/L	U	—	GELC
R-33	1112.4	06/24/05	WG	UF	CS	—	Inorg	160.2	Suspended Sediment Concentration	<	1.14	—	—	1.14	mg/L	U	—	GELC
R-33	1112.4	02/14/06	WG	F	CS	—	Inorg	150.1	pH	—	7.79	—	—	0.01	SU	H	J	GELC
R-33	1112.4	09/15/05	WG	F	CS	—	Inorg	150.1	pH	—	7.09	—	—	0.01	SU	H	J	GELC
R-33	1112.4	06/24/05	WG	F	CS	—	Inorg	150.1	pH	—	7.95	—	—	0.01	SU	H	J	GELC
R-33	1112.4	09/15/05	WG	UF	CS	—	Inorg	150.1	pH	—	7.09	—	—	0.01	SU	H	J	GELC

Table D-1 (continued)

Location	Depth (ft)	Date	Fid Matrix	Fid Prep	Lab Sample Type	Fid QC	Suite	Method	Analyte	Symbol	Result	1-sigma TPU	MDA	MDL	Units	Lab Qual	Indep Qual	Lab
R-33	1112.4	06/24/05	WG	UF	CS	—	Inorg	150.1	pH	—	7.79	—	—	0.01	SU	H	J	GELC
R-33	1112.4	07/05/06	WG	UF	CS	—	Rad	H300	Iodine-129	—	-0.0879	0.289	1.03	—	pCi/L	U	U	GELC
R-33	1112.4	02/14/06	WG	UF	CS	—	Rad	H300	Iodine-129	—	-0.342	0.38	1.1	—	pCi/L	U	U	GELC
R-33	1112.4	07/05/06	WG	UF	CS	—	Rad	H300	Technetium-99	—	0.536	0.973	3.26	—	pCi/L	U	U	GELC
R-33	1112.4	02/14/06	WG	UF	CS	—	Rad	H300	Technetium-99	—	-0.848	1.27	4.42	—	pCi/L	U	U	GELC
R-33	1112.4	09/15/05	WG	UF	CS	—	Rad	H300	Technetium-99	—	0.385	0.924	3.12	—	pCi/L	U	U	GELC
R-33	1112.4	06/24/05	WG	UF	CS	—	Rad	H300	Technetium-99	—	-1.34	1.03	3.48	—	pCi/L	U	U	GELC
R-33	1112.4	07/05/06	WG	UF	CS	—	Rad	LLEE	Tritium	—	0.22351	0.28737	0.28737	—	pCi/L	—	U	UMTL
R-33	1112.4	02/14/06	WG	UF	CS	—	Rad	LLEE	Tritium	—	0.06386	0.28737	0.28737	—	pCi/L	—	U	UMTL
R-33	1112.4	09/15/05	WG	UF	CS	—	Rad	906.0	Tritium	—	-119	63.8	229	—	pCi/L	U	U	GELC
R-33	1112.4	09/15/05	WG	UF	CS	—	Rad	LLEE	Tritium	—	0.09579	0.28737	0.28737	—	pCi/L	—	U	UMTL
R-33	1112.4	06/24/05	WG	UF	CS	—	Rad	906.0	Tritium	—	-37.5	62.2	216	—	pCi/L	U	U	GELC
R-33	1112.4	06/24/05	WG	UF	CS	—	Rad	LLEE	Tritium	—	-0.67053	0.28737	0.28737	—	pCi/L	—	U	UMTL
R-33	1112.4	06/24/05	WG	UF	RE	—	Rad	LLEE	Tritium	—	-0.09579	0.28737	0.28737	—	pCi/L	—	U	UMTL

Table D-1 (continued)

Location	Depth (ft)	Date	Fid Matrix	Fid Prep	Lab Sample Type	Fid QC	Suite	Method	Analyte	Symbol	Result	1-sigma TPU	MDA	MDL	Units	Lab Qual	Indep Qual	Lab
R-33	1112.4	07/05/06	WG	UF	CS	FTB	Voa	8260	Acetone	—	2.17	—	—	1.25	µg/L	J	J-	GELC
R-33	1112.4	07/05/06	WG	UF	CS	—	Voa	8260	Acetone	<	5	—	—	1.25	µg/L	U	—	GELC
R-33	1112.4	02/14/06	WG	UF	CS	EQB	Voa	8260	Acetone	—	8.37	—	—	1.25	µg/L	—	J-	GELC
R-33	1112.4	02/14/06	WG	UF	CS	FTB	Voa	8260	Acetone	<	5	—	—	1.25	µg/L	U	—	GELC
R-33	1112.4	02/14/06	WG	UF	CS	—	Voa	8260	Acetone	<	5	—	—	1.25	µg/L	U	—	GELC
R-33	1112.4	09/15/05	WG	UF	CS	FTB	Voa	8260	Acetone	<	5	—	—	—	µg/L	U	—	GELC
R-33	1112.4	09/15/05	WG	UF	CS	—	Voa	8260	Acetone	<	5	—	—	—	µg/L	U	—	GELC
R-33	1112.4	06/24/05	WG	UF	CS	FTB	Voa	8260	Acetone	<	5	—	—	—	µg/L	U	—	GELC
R-33	1112.4	06/24/05	WG	UF	CS	—	Voa	8260	Acetone	<	5	—	—	—	µg/L	U	—	GELC
R-33	1112.4	07/05/06	WG	UF	CS	FTB	Voa	8260	Toluene	—	0.501	—	—	0.25	µg/L	J	—	GELC
R-33	1112.4	07/05/06	WG	UF	CS	—	Voa	8260	Toluene	<	1	—	—	0.25	µg/L	U	—	GELC
R-33	1112.4	02/14/06	WG	UF	CS	EQB	Voa	8260	Toluene	<	1	—	—	0.25	µg/L	U	—	GELC
R-33	1112.4	02/14/06	WG	UF	CS	FTB	Voa	8260	Toluene	<	1	—	—	0.25	µg/L	U	—	GELC
R-33	1112.4	02/14/06	WG	UF	CS	—	Voa	8260	Toluene	<	1	—	—	0.25	µg/L	U	—	GELC

Table D-1 (continued)

Location	Depth (ft)	Date	Fid Matrix	Fid Prep	Lab Sample Type	Fid QC	Suite	Method	Analyte	Symbol	Result	1-sigma TPU	MDA	MDL	Units	Lab Qual	Indep Qual	Lab
R-33	1112.4	09/15/05	WG	UF	CS	FTB	Voa	8260	Toluene	—	0.38	—	—	—	µg/L	J	—	GELC
R-33	1112.4	09/15/05	WG	UF	CS	—	Voa	8260	Toluene	<	1	—	—	—	µg/L	U	—	GELC
R-33	1112.4	06/24/05	WG	UF	CS	FTB	Voa	8260	Toluene	<	1	—	—	—	µg/L	U	—	GELC
R-33	1112.4	06/24/05	WG	UF	CS	—	Voa	8260	Toluene	<	1	—	—	—	µg/L	U	—	GELC
Test Well 8	953	06/27/06	WG	F	CS	FD	Inorg	310.1	Alkalinity-CO3	—	0.859	—	—	0.725	mg/L	J	—	GELC
Test Well 8	953	06/27/06	WG	F	CS	—	Inorg	310.1	Alkalinity-CO3	—	0.933	—	—	0.725	mg/L	J	—	GELC
Test Well 8	953	01/24/06	WG	F	CS	—	Inorg	310.1	Alkalinity-CO3	—	1.47	—	—	1.45	mg/L	J	—	GELC
Test Well 8	953	06/27/06	WG	UF	CS	FD	Inorg	310.1	Alkalinity-CO3	—	1.1	—	—	0.725	mg/L	—	—	GELC
Test Well 8	953	06/27/06	WG	UF	CS	—	Inorg	310.1	Alkalinity-CO3	—	0.993	—	—	0.725	mg/L	J	—	GELC
Test Well 8	953	06/16/04	WG	UF	CS	—	Inorg	310.1	Alkalinity-CO3	<	1.45	—	—	1.45	mg/L	U	UJ	GELC
Test Well 8	953	07/31/03	WG	UF	CS	FD	Inorg	310.1	Alkalinity-CO3	<	1.45	—	—	1.45	mg/L	U	—	GELC
Test Well 8	953	07/31/03	WG	UF	CS	—	Inorg	310.1	Alkalinity-CO3	<	1.45	—	—	1.45	mg/L	U	—	GELC
Test Well 8	953	07/31/03	WG	UF	DUP	—	Inorg	310.1	Alkalinity-CO3	<	1.45	—	—	1.45	mg/L	U	—	GELC
Test Well 8	953	05/17/02	WG	UF	CS	FD	Inorg	310.1	Alkalinity-CO3	<	0.725	—	—	0.725	mg/L	U	—	GELC

Table D-1 (continued)

Location	Depth (ft)	Date	Fid Matrix	Fid Prep	Lab Sample Type	Fid QC	Suite	Method	Analyte	Symbol	Result	1-sigma TPU	MDA	MDL	Units	Lab Qual	Indep Qual	Lab
Test Well 8	953	05/17/02	WG	UF	CS	—	Inorg	310.1	Alkalinity-CO3	<	0.725	—	—	0.725	mg/L	U	—	GELC
Test Well 8	953	05/17/02	WG	UF	DUP	—	Inorg	310.1	Alkalinity-CO3	<	0.725	—	—	0.725	mg/L	U	—	GELC
Test Well 8	953	06/27/06	WG	F	CS	FD	Inorg	310.1	Alkalinity-CO3+HCO3	—	67.2	—	—	0.725	mg/L	—	—	GELC
Test Well 8	953	06/27/06	WG	F	CS	—	Inorg	310.1	Alkalinity-CO3+HCO3	—	66.6	—	—	0.725	mg/L	—	—	GELC
Test Well 8	953	01/24/06	WG	F	CS	—	Inorg	310.1	Alkalinity-CO3+HCO3	—	62.3	—	—	1.45	mg/L	—	—	GELC
Test Well 8	953	06/27/06	WG	UF	CS	FD	Inorg	310.1	Alkalinity-CO3+HCO3	—	67.2	—	—	0.725	mg/L	—	—	GELC
Test Well 8	953	06/27/06	WG	UF	CS	—	Inorg	310.1	Alkalinity-CO3+HCO3	—	67.7	—	—	0.725	mg/L	—	—	GELC
Test Well 8	953	06/16/04	WG	UF	CS	—	Inorg	310.1	Alkalinity-CO3+HCO3	—	54.6	—	—	1.45	mg/L	—	J	GELC
Test Well 8	953	07/31/03	WG	UF	CS	FD	Inorg	310.1	Alkalinity-CO3+HCO3	—	77.9	—	—	1.45	mg/L	—	—	GELC
Test Well 8	953	07/31/03	WG	UF	CS	—	Inorg	310.1	Alkalinity-CO3+HCO3	—	67.2	—	—	1.45	mg/L	—	—	GELC
Test Well 8	953	07/31/03	WG	UF	DUP	—	Inorg	310.1	Alkalinity-CO3+HCO3	—	66.2	—	—	1.45	mg/L	—	—	GELC
Test Well 8	953	06/27/06	WG	F	CS	FD	Inorg	350.1	Ammonia as Nitrogen	—	0.028	—	—	0.01	mg/L	J	JN-	GELC
Test Well 8	953	06/27/06	WG	F	CS	—	Inorg	350.1	Ammonia as Nitrogen	—	0.067	—	—	0.01	mg/L	—	—	GELC
Test Well 8	953	06/27/06	WG	UF	CS	FD	Inorg	350.1	Ammonia as Nitrogen	—	0.062	—	—	0.01	mg/L	—	—	GELC

Table D-1 (continued)

Location	Depth (ft)	Date	Fid Matrix	Fid Prep	Lab Sample Type	Fid QC	Suite	Method	Analyte	Symbol	Result	1-sigma TPU	MDA	MDL	Units	Lab Qual	Indep Qual	Lab
Test Well 8	953	06/27/06	WG	UF	CS	—	Inorg	350.1	Ammonia as Nitrogen	—	0.025	—	—	0.01	mg/L	J	JN-	GELC
Test Well 8	953	01/24/06	WG	UF	CS	—	Inorg	350.1	Ammonia as Nitrogen	<	0.1	—	—	0.1	mg/L	U	R, UJ	GELC
Test Well 8	953	06/27/06	WG	F	CS	FD	Inorg	6010	Calcium	—	11.9	—	—	0.036	mg/L	—	—	GELC
Test Well 8	953	06/27/06	WG	F	CS	—	Inorg	6010	Calcium	—	12.2	—	—	0.036	mg/L	—	—	GELC
Test Well 8	953	01/24/06	WG	F	CS	—	Inorg	6010	Calcium	—	11.5	—	—	0.036	mg/L	—	—	GELC
Test Well 8	953	06/27/06	WG	UF	CS	FD	Inorg	6010	Calcium	—	12.1	—	—	0.036	mg/L	—	—	GELC
Test Well 8	953	06/27/06	WG	UF	CS	—	Inorg	6010	Calcium	—	12.3	—	—	0.036	mg/L	—	—	GELC
Test Well 8	953	01/24/06	WG	UF	CS	—	Inorg	6010	Calcium	—	11.4	—	—	0.036	mg/L	—	—	GELC
Test Well 8	953	06/16/04	WG	UF	CS	—	Inorg	6010	Calcium	—	11.7	—	—	0.00554	mg/L	—	—	GELC
Test Well 8	953	06/16/04	WG	UF	DUP	—	Inorg	6010	Calcium	—	11.4	—	—	0.00554	mg/L	—	—	GELC
Test Well 8	953	07/31/03	WG	UF	CS	FD	Inorg	6010	Calcium	—	12.1	—	—	0.00554	mg/L	—	—	GELC
Test Well 8	953	07/31/03	WG	UF	CS	—	Inorg	6010	Calcium	—	11.8	—	—	0.00554	mg/L	—	—	GELC
Test Well 8	953	07/31/03	WG	UF	DUP	—	Inorg	6010	Calcium	—	11.5	—	—	0.00554	mg/L	—	—	GELC
Test Well 8	953	06/27/06	WG	UF	CS	FD	Inorg	410.4	Chemical Oxygen Demand	<	4.68	—	—	0.89	mg/L	J	U	GELC

Table D-1 (continued)

Location	Depth (ft)	Date	Fid Matrix	Fid Prep	Lab Sample Type	Fid QC	Suite	Method	Analyte	Symbol	Result	1-sigma TPU	MDA	MDL	Units	Lab Qual	Indep Qual	Lab
Test Well 8	953	06/27/06	WG	UF	CS	—	Inorg	410.4	Chemical Oxygen Demand	—	7.49	—	—	0.89	mg/L	—	—	GELC
Test Well 8	953	06/27/06	WG	F	CS	FD	Inorg	300	Chloride	—	2	—	—	0.066	mg/L	—	—	GELC
Test Well 8	953	06/27/06	WG	F	CS	—	Inorg	300	Chloride	—	2.02	—	—	0.066	mg/L	—	—	GELC
Test Well 8	953	01/24/06	WG	F	CS	—	Inorg	300	Chloride	—	2.21	—	—	0.053	mg/L	—	—	GELC
Test Well 8	953	06/27/06	WG	UF	CS	FD	Inorg	300	Chloride	—	2.04	—	—	0.066	mg/L	—	—	GELC
Test Well 8	953	06/27/06	WG	UF	CS	—	Inorg	300	Chloride	—	2.03	—	—	0.066	mg/L	—	—	GELC
Test Well 8	953	06/16/04	WG	UF	CS	—	Inorg	300	Chloride	—	1.92	—	—	0.0322	mg/L	—	—	GELC
Test Well 8	953	07/31/03	WG	UF	CS	FD	Inorg	300	Chloride	—	1.86	—	—	0.0322	mg/L	—	—	GELC
Test Well 8	953	07/31/03	WG	UF	CS	—	Inorg	300	Chloride	—	1.92	—	—	0.0322	mg/L	—	—	GELC
Test Well 8	953	07/31/03	WG	UF	DUP	—	Inorg	300	Chloride	—	1.86	—	—	0.0322	mg/L	—	—	GELC
Test Well 8	953	05/17/02	WG	UF	CS	FD	Inorg	300	Chloride	—	2.09	—	—	0.0322	mg/L	—	—	GELC
Test Well 8	953	05/17/02	WG	UF	CS	—	Inorg	300	Chloride	—	2.06	—	—	0.0322	mg/L	—	—	GELC
Test Well 8	953	05/17/02	WG	UF	DUP	—	Inorg	300	Chloride	—	2.12	—	—	0.0322	mg/L	—	—	GELC
Test Well 8	953	06/27/06	WG	F	CS	FD	Inorg	A2340	Hardness	—	46.5	—	—	0.085	mg/L	—	—	GELC

Table D-1 (continued)

Location	Depth (ft)	Date	Fid Matrix	Fid Prep	Lab Sample Type	Fid QC	Suite	Method	Analyte	Symbol	Result	1-sigma TPU	MDA	MDL	Units	Lab Qual	Indep Qual	Lab
Test Well 8	953	06/27/06	WG	F	CS	—	Inorg	A2340	Hardness	—	47.5	—	—	0.085	mg/L	—	—	GELC
Test Well 8	953	01/24/06	WG	F	CS	—	Inorg	A2340	Hardness	—	45.2	—	—	0.085	mg/L	—	—	GELC
Test Well 8	953	06/27/06	WG	UF	CS	FD	Inorg	A2340	Hardness	—	47.3	—	—	0.085	mg/L	—	—	GELC
Test Well 8	953	06/27/06	WG	UF	CS	—	Inorg	A2340	Hardness	—	47.9	—	—	0.085	mg/L	—	—	GELC
Test Well 8	953	01/24/06	WG	UF	CS	—	Inorg	A2340	Hardness	—	44.6	—	—	0.085	mg/L	—	—	GELC
Test Well 8	953	06/16/04	WG	UF	CS	—	Inorg	200.7	Hardness	—	46.2	—	—	0.00554	mg/L	—	—	GELC
Test Well 8	953	07/31/03	WG	UF	CS	FD	Inorg	200.7	Hardness	—	48.4	—	—	0.00554	mg/L	—	—	GELC
Test Well 8	953	07/31/03	WG	UF	CS	—	Inorg	200.7	Hardness	—	47.2	—	—	0.00554	mg/L	—	—	GELC
Test Well 8	953	06/27/06	WG	F	CS	FD	Inorg	6010	Magnesium	—	4.06	—	—	0.085	mg/L	—	—	GELC
Test Well 8	953	06/27/06	WG	F	CS	—	Inorg	6010	Magnesium	—	4.15	—	—	0.085	mg/L	—	—	GELC
Test Well 8	953	01/24/06	WG	F	CS	—	Inorg	6010	Magnesium	—	4	—	—	0.085	mg/L	—	—	GELC
Test Well 8	953	06/27/06	WG	UF	CS	FD	Inorg	6010	Magnesium	—	4.13	—	—	0.085	mg/L	—	—	GELC
Test Well 8	953	06/27/06	WG	UF	CS	—	Inorg	6010	Magnesium	—	4.19	—	—	0.085	mg/L	—	—	GELC
Test Well 8	953	01/24/06	WG	UF	CS	—	Inorg	6010	Magnesium	—	3.95	—	—	0.085	mg/L	—	—	GELC

Table D-1 (continued)

Location	Depth (ft)	Date	Fid Matrix	Fid Prep	Lab Sample Type	Fid QC	Suite	Method	Analyte	Symbol	Result	1-sigma TPU	MDA	MDL	Units	Lab Qual	Indep Qual	Lab
Test Well 8	953	06/16/04	WG	UF	CS	—	Inorg	6010	Magnesium	—	4.11	—	—	0.00518	mg/L	—	—	GELC
Test Well 8	953	06/16/04	WG	UF	DUP	—	Inorg	6010	Magnesium	—	3.98	—	—	0.00518	mg/L	—	—	GELC
Test Well 8	953	07/31/03	WG	UF	CS	FD	Inorg	6010	Magnesium	—	4.42	—	—	0.00518	mg/L	—	—	GELC
Test Well 8	953	07/31/03	WG	UF	CS	—	Inorg	6010	Magnesium	—	4.31	—	—	0.00518	mg/L	—	—	GELC
Test Well 8	953	07/31/03	WG	UF	DUP	—	Inorg	6010	Magnesium	—	4.2	—	—	0.00518	mg/L	—	—	GELC
Test Well 8	953	06/27/06	WG	F	CS	FD	Inorg	353.1	Nitrate-Nitrite as N	—	0.224	—	—	0.014	mg/L	—	—	GELC
Test Well 8	953	06/27/06	WG	F	CS	—	Inorg	353.1	Nitrate-Nitrite as N	—	0.219	—	—	0.014	mg/L	—	—	GELC
Test Well 8	953	01/24/06	WG	F	CS	—	Inorg	353.1	Nitrate-Nitrite as N	—	0.1	—	—	0.017	mg/L	—	J-	GELC
Test Well 8	953	06/27/06	WG	UF	CS	FD	Inorg	353.1	Nitrate-Nitrite as N	—	0.211	—	—	0.014	mg/L	—	—	GELC
Test Well 8	953	06/27/06	WG	UF	CS	—	Inorg	353.1	Nitrate-Nitrite as N	—	0.223	—	—	0.014	mg/L	—	—	GELC
Test Well 8	953	06/16/04	WG	UF	CS	—	Inorg	353.1	Nitrate-Nitrite as N	—	0.23	—	—	0.01	mg/L	—	—	GELC
Test Well 8	953	07/31/03	WG	UF	CS	FD	Inorg	353.1	Nitrate-Nitrite as N	—	0.12	—	—	0.01	mg/L	—	—	GELC
Test Well 8	953	07/31/03	WG	UF	CS	—	Inorg	353.1	Nitrate-Nitrite as N	—	0.17	—	—	0.01	mg/L	—	—	GELC
Test Well 8	953	07/31/03	WG	UF	DUP	—	Inorg	353.1	Nitrate-Nitrite as N	—	0.15	—	—	0.01	mg/L	—	—	GELC

Table D-1 (continued)

Location	Depth (ft)	Date	Fid Matrix	Fid Prep	Lab Sample Type	Fid QC	Suite	Method	Analyte	Symbol	Result	1-sigma TPU	MDA	MDL	Units	Lab Qual	Indep Qual	Lab
Test Well 8	953	05/17/02	WG	UF	CS	FD	Inorg	353.1	Nitrate-Nitrite as N	—	0.23	—	—	0.01	mg/L	—	—	GELC
Test Well 8	953	05/17/02	WG	UF	CS	—	Inorg	353.1	Nitrate-Nitrite as N	—	0.22	—	—	0.01	mg/L	—	—	GELC
Test Well 8	953	05/17/02	WG	UF	DUP	—	Inorg	353.1	Nitrate-Nitrite as N	—	0.23	—	—	0.01	mg/L	—	—	GELC
Test Well 8	953	06/27/06	WG	F	CS	FD	Inorg	314.0	Perchlorate	<	4	—	—	4	µg/L	U	—	GELC
Test Well 8	953	06/27/06	WG	F	CS	FD	Inorg	6850	Perchlorate	—	0.298	—	—	0.05	µg/L	—	—	GELC
Test Well 8	953	06/27/06	WG	F	CS	—	Inorg	314.0	Perchlorate	<	4	—	—	4	µg/L	U	—	GELC
Test Well 8	953	06/27/06	WG	F	CS	—	Inorg	6850	Perchlorate	—	0.301	—	—	0.05	µg/L	—	—	GELC
Test Well 8	953	01/24/06	WG	F	CS	—	Inorg	314.0	Perchlorate	<	4	—	—	4	µg/L	U	—	GELC
Test Well 8	953	01/24/06	WG	F	CS	—	Inorg	6850	Perchlorate	—	0.268	—	—	0.05	µg/L	—	—	GELC
Test Well 8	953	06/16/04	WG	UF	CS	—	Inorg	314.0	Perchlorate	<	4	—	—	4	µg/L	U	—	GELC
Test Well 8	953	06/16/04	WG	UF	CS	—	Inorg	6850	Perchlorate	—	0.346	—	—	0.05	µg/L	—	—	GELC
Test Well 8	953	07/31/03	WG	UF	CS	FD	Inorg	314.0	Perchlorate	<	0.989	—	—	0.989	µg/L	U	—	GELC
Test Well 8	953	07/31/03	WG	UF	CS	—	Inorg	314.0	Perchlorate	<	0.989	—	—	0.989	µg/L	U	—	GELC
Test Well 8	953	07/31/03	WG	UF	DUP	—	Inorg	314.0	Perchlorate	<	0.989	—	—	0.989	µg/L	U	—	GELC

Table D-1 (continued)

Location	Depth (ft)	Date	Fid Matrix	Fid Prep	Lab Sample Type	Fid QC	Suite	Method	Analyte	Symbol	Result	1-sigma TPU	MDA	MDL	Units	Lab Qual	Indep Qual	Lab
Test Well 8	953	11/18/02	WG	UF	CS	—	Inorg	314.0	Perchlorate	<	1.45	—	—	1.45	µg/L	U	—	GELC
Test Well 8	953	11/18/02	WG	UF	DUP	—	Inorg	314.0	Perchlorate	<	1.45	—	—	1.45	µg/L	U	—	GELC
Test Well 8	953	08/21/02	WG	UF	CS	—	Inorg	314.0	Perchlorate	<	1.45	—	—	1.45	µg/L	U	—	GELC
Test Well 8	953	06/27/06	WG	F	CS	FD	Inorg	6010	Potassium	—	1.58	—	—	0.05	mg/L	—	—	GELC
Test Well 8	953	06/27/06	WG	F	CS	—	Inorg	6010	Potassium	—	1.62	—	—	0.05	mg/L	—	—	GELC
Test Well 8	953	01/24/06	WG	F	CS	—	Inorg	6010	Potassium	—	1.52	—	—	0.05	mg/L	—	—	GELC
Test Well 8	953	06/27/06	WG	UF	CS	FD	Inorg	6010	Potassium	—	1.59	—	—	0.05	mg/L	—	—	GELC
Test Well 8	953	06/27/06	WG	UF	CS	—	Inorg	6010	Potassium	—	1.62	—	—	0.05	mg/L	—	—	GELC
Test Well 8	953	01/24/06	WG	UF	CS	—	Inorg	6010	Potassium	—	1.51	—	—	0.05	mg/L	—	—	GELC
Test Well 8	953	06/16/04	WG	UF	CS	—	Inorg	6010	Potassium	—	1.61	—	—	0.0165	mg/L	—	—	GELC
Test Well 8	953	06/16/04	WG	UF	DUP	—	Inorg	6010	Potassium	—	1.56	—	—	0.0165	mg/L	—	—	GELC
Test Well 8	953	07/31/03	WG	UF	CS	FD	Inorg	6010	Potassium	—	1.69	—	—	0.0165	mg/L	—	—	GELC
Test Well 8	953	07/31/03	WG	UF	CS	—	Inorg	6010	Potassium	—	1.64	—	—	0.0165	mg/L	—	—	GELC
Test Well 8	953	07/31/03	WG	UF	DUP	—	Inorg	6010	Potassium	—	1.62	—	—	0.0165	mg/L	—	—	GELC

Table D-1 (continued)

Location	Depth (ft)	Date	Fid Matrix	Fid Prep	Lab Sample Type	Fid QC	Suite	Method	Analyte	Symbol	Result	1-sigma TPU	MDA	MDL	Units	Lab Qual	Indep Qual	Lab
Test Well 8	953	06/27/06	WG	F	CS	FD	Inorg	6010	Silicon Dioxide	—	65.6	—	—	0.032	mg/L	—	—	GELC
Test Well 8	953	06/27/06	WG	F	CS	—	Inorg	6010	Silicon Dioxide	—	66.3	—	—	0.032	mg/L	—	—	GELC
Test Well 8	953	01/24/06	WG	F	CS	—	Inorg	6010	Silicon Dioxide	—	63.9	—	—	0.032	mg/L	—	—	GELC
Test Well 8	953	06/27/06	WG	UF	CS	FD	Inorg	6010	Silicon Dioxide	—	66.3	—	—	0.032	mg/L	—	—	GELC
Test Well 8	953	06/27/06	WG	UF	CS	—	Inorg	6010	Silicon Dioxide	—	67	—	—	0.032	mg/L	—	—	GELC
Test Well 8	953	01/24/06	WG	UF	CS	—	Inorg	6010	Silicon Dioxide	—	63.3	—	—	0.032	mg/L	—	—	GELC
Test Well 8	953	06/16/04	WG	UF	CS	—	Inorg	6010	Silicon Dioxide	—	71.2	—	—	0.0212	mg/L	—	—	GELC
Test Well 8	953	06/16/04	WG	UF	DUP	—	Inorg	6010	Silicon Dioxide	—	68.8	—	—	0.0212	mg/L	—	—	GELC
Test Well 8	953	07/31/03	WG	UF	CS	FD	Inorg	6010	Silicon Dioxide	—	67.3	—	—	0.0212	mg/L	—	—	GELC
Test Well 8	953	07/31/03	WG	UF	CS	—	Inorg	6010	Silicon Dioxide	—	64.4	—	—	0.0212	mg/L	—	—	GELC
Test Well 8	953	07/31/03	WG	UF	DUP	—	Inorg	6010	Silicon Dioxide	—	63.8	—	—	0.0212	mg/L	—	—	GELC
Test Well 8	953	06/27/06	WG	F	CS	FD	Inorg	6010	Sodium	—	10.4	—	—	0.045	mg/L	—	—	GELC
Test Well 8	953	06/27/06	WG	F	CS	—	Inorg	6010	Sodium	—	10.8	—	—	0.045	mg/L	—	—	GELC
Test Well 8	953	01/24/06	WG	F	CS	—	Inorg	6010	Sodium	—	10.2	—	—	0.045	mg/L	—	—	GELC

Table D-1 (continued)

Location	Depth (ft)	Date	Fid Matrix	Fid Prep	Lab Sample Type	Fid QC	Suite	Method	Analyte	Symbol	Result	1-sigma TPU	MDA	MDL	Units	Lab Qual	Indep Qual	Lab
Test Well 8	953	06/27/06	WG	UF	CS	FD	Inorg	6010	Sodium	—	10.5	—	—	0.045	mg/L	—	—	GELC
Test Well 8	953	06/27/06	WG	UF	CS	—	Inorg	6010	Sodium	—	10.6	—	—	0.045	mg/L	—	—	GELC
Test Well 8	953	01/24/06	WG	UF	CS	—	Inorg	6010	Sodium	—	10	—	—	0.045	mg/L	—	—	GELC
Test Well 8	953	06/16/04	WG	UF	CS	—	Inorg	6010	Sodium	—	10.8	—	—	0.0144	mg/L	—	—	GELC
Test Well 8	953	06/16/04	WG	UF	DUP	—	Inorg	6010	Sodium	—	10.5	—	—	0.0144	mg/L	—	—	GELC
Test Well 8	953	07/31/03	WG	UF	CS	FD	Inorg	6010	Sodium	—	11.1	—	—	0.0144	mg/L	—	—	GELC
Test Well 8	953	07/31/03	WG	UF	CS	—	Inorg	6010	Sodium	—	10.8	—	—	0.0144	mg/L	—	—	GELC
Test Well 8	953	07/31/03	WG	UF	DUP	—	Inorg	6010	Sodium	—	10.5	—	—	0.0144	mg/L	—	—	GELC
Test Well 8	953	06/27/06	WG	F	CS	FD	Inorg	120.1	Specific Conductance	—	141	—	—	1	uS/cm	—	—	GELC
Test Well 8	953	06/27/06	WG	F	CS	—	Inorg	120.1	Specific Conductance	—	142	—	—	1	uS/cm	—	—	GELC
Test Well 8	953	01/24/06	WG	F	CS	—	Inorg	120.1	Specific Conductance	—	119	—	—	1	uS/cm	—	—	GELC
Test Well 8	953	06/27/06	WG	UF	CS	FD	Inorg	120.1	Specific Conductance	—	141	—	—	1	uS/cm	—	—	GELC
Test Well 8	953	06/27/06	WG	UF	CS	—	Inorg	120.1	Specific Conductance	—	142	—	—	1	uS/cm	—	—	GELC
Test Well 8	953	06/27/06	WG	F	CS	FD	Inorg	300	Sulfate	—	2.26	—	—	0.1	mg/L	—	—	GELC

Table D-1 (continued)

Location	Depth (ft)	Date	Fid Matrix	Fid Prep	Lab Sample Type	Fid QC	Suite	Method	Analyte	Symbol	Result	1-sigma TPU	MDA	MDL	Units	Lab Qual	Indep Qual	Lab
Test Well 8	953	06/27/06	WG	F	CS	—	Inorg	300	Sulfate	—	2.29	—	—	0.1	mg/L	—	—	GELC
Test Well 8	953	01/24/06	WG	F	CS	—	Inorg	300	Sulfate	—	2.28	—	—	0.057	mg/L	—	—	GELC
Test Well 8	953	06/27/06	WG	UF	CS	FD	Inorg	300	Sulfate	—	2.23	—	—	0.1	mg/L	—	—	GELC
Test Well 8	953	06/27/06	WG	UF	CS	—	Inorg	300	Sulfate	—	2.25	—	—	0.1	mg/L	—	—	GELC
Test Well 8	953	06/16/04	WG	UF	CS	—	Inorg	300	Sulfate	—	1.98	—	—	0.193	mg/L	—	—	GELC
Test Well 8	953	07/31/03	WG	UF	CS	FD	Inorg	300	Sulfate	—	1.82	—	—	0.193	mg/L	—	—	GELC
Test Well 8	953	07/31/03	WG	UF	CS	—	Inorg	300	Sulfate	—	1.81	—	—	0.193	mg/L	—	—	GELC
Test Well 8	953	07/31/03	WG	UF	DUP	—	Inorg	300	Sulfate	—	1.81	—	—	0.193	mg/L	—	—	GELC
Test Well 8	953	05/17/02	WG	UF	CS	FD	Inorg	300	Sulfate	—	2.27	—	—	0.193	mg/L	—	—	GELC
Test Well 8	953	05/17/02	WG	UF	CS	—	Inorg	300	Sulfate	—	2.15	—	—	0.193	mg/L	—	—	GELC
Test Well 8	953	05/17/02	WG	UF	DUP	—	Inorg	300	Sulfate	—	2.29	—	—	0.193	mg/L	—	—	GELC
Test Well 8	953	06/27/06	WG	UF	CS	FD	Inorg	160.2	Suspended Sediment Concentration	<	1.27	—	—	1.27	mg/L	U	—	GELC
Test Well 8	953	06/27/06	WG	UF	CS	FD	Inorg	160.2	Suspended Sediment Concentration	<	0.713	—	—	0.713	mg/L	U	—	GELC

Table D-1 (continued)

Location	Depth (ft)	Date	Fid Matrix	Fid Prep	Lab Sample Type	Fid QC	Suite	Method	Analyte	Symbol	Result	1-sigma TPU	MDA	MDL	Units	Lab Qual	Indep Qual	Lab
Test Well 8	953	06/27/06	WG	UF	CS	—	Inorg	160.2	Suspended Sediment Concentration	—	1.33	—	—	1.27	mg/L	J	—	GELC
Test Well 8	953	06/27/06	WG	UF	CS	—	Inorg	160.2	Suspended Sediment Concentration	<	1.27	—	—	1.27	mg/L	U	—	GELC
Test Well 8	953	06/27/06	WG	F	CS	FD	Inorg	160.1	Total Dissolved Solids	—	141	—	—	2.38	mg/L	—	—	GELC
Test Well 8	953	06/27/06	WG	F	CS	—	Inorg	160.1	Total Dissolved Solids	—	134	—	—	2.38	mg/L	—	—	GELC
Test Well 8	953	01/24/06	WG	F	CS	—	Inorg	160.1	Total Dissolved Solids	<	113	—	—	2.38	mg/L	—	U	GELC
Test Well 8	953	06/27/06	WG	UF	CS	FD	Inorg	160.1	Total Dissolved Solids	—	145	—	—	2.38	mg/L	—	—	GELC
Test Well 8	953	06/27/06	WG	UF	CS	—	Inorg	160.1	Total Dissolved Solids	—	141	—	—	2.38	mg/L	—	—	GELC
Test Well 8	953	06/16/04	WG	UF	CS	—	Inorg	160.1	Total Dissolved Solids	—	137	—	—	3.07	mg/L	—	—	GELC
Test Well 8	953	06/16/04	WG	UF	DUP	—	Inorg	160.1	Total Dissolved Solids	—	138	—	—	3.07	mg/L	—	—	GELC
Test Well 8	953	07/31/03	WG	UF	CS	FD	Inorg	160.1	Total Dissolved Solids	—	133	—	—	3.07	mg/L	—	—	GELC
Test Well 8	953	07/31/03	WG	UF	CS	—	Inorg	160.1	Total Dissolved Solids	—	136	—	—	3.07	mg/L	—	—	GELC
Test Well 8	953	07/31/03	WG	UF	DUP	—	Inorg	160.1	Total Dissolved Solids	—	133	—	—	3.07	mg/L	—	—	GELC
Test Well 8	953	05/17/02	WG	UF	CS	FD	Inorg	160.1	Total Dissolved Solids	—	138	—	—	5.09	mg/L	—	—	GELC

Table D-1 (continued)

Location	Depth (ft)	Date	Fid Matrix	Fid Prep	Lab Sample Type	Fid QC	Suite	Method	Analyte	Symbol	Result	1-sigma TPU	MDA	MDL	Units	Lab Qual	Indep Qual	Lab
Test Well 8	953	05/17/02	WG	UF	CS	—	Inorg	160.1	Total Dissolved Solids	—	133	—	—	5.09	mg/L	—	—	GELC
Test Well 8	953	05/17/02	WG	UF	DUP	—	Inorg	160.1	Total Dissolved Solids	—	133	—	—	5.09	mg/L	—	—	GELC
Test Well 8	953	06/27/06	WG	F	CS	FD	Inorg	351.2	Total Kjeldahl Nitrogen	—	0.013	—	—	0.01	mg/L	J	JN-	GELC
Test Well 8	953	06/27/06	WG	F	CS	—	Inorg	351.2	Total Kjeldahl Nitrogen	<	0.01	—	—	0.01	mg/L	U	UJ	GELC
Test Well 8	953	06/27/06	WG	UF	CS	FD	Inorg	351.2	Total Kjeldahl Nitrogen	<	0.01	—	—	0.01	mg/L	U	UJ	GELC
Test Well 8	953	06/27/06	WG	UF	CS	—	Inorg	351.2	Total Kjeldahl Nitrogen	<	0.01	—	—	0.01	mg/L	U	UJ	GELC
Test Well 8	953	01/24/06	WG	UF	CS	—	Inorg	351.2	Total Kjeldahl Nitrogen	<	0.01	—	—	0.01	mg/L	U	R, UJ	GELC
Test Well 8	953	06/27/06	WG	F	CS	FD	Inorg	150.1	pH	—	8.2	—	—	0.01	SU	H	J	GELC
Test Well 8	953	06/27/06	WG	F	CS	—	Inorg	150.1	pH	—	8.22	—	—	0.01	SU	H	J	GELC
Test Well 8	953	01/24/06	WG	F	CS	—	Inorg	150.1	pH	—	8.01	—	—	0.01	SU	H	J	GELC
Test Well 8	953	06/27/06	WG	UF	CS	FD	Inorg	150.1	pH	—	8.12	—	—	0.01	SU	H	J	GELC
Test Well 8	953	06/27/06	WG	UF	CS	—	Inorg	150.1	pH	—	8.25	—	—	0.01	SU	H	J	GELC
Test Well 8	953	06/27/06	WG	F	CS	FD	Met	6010	Barium	—	6.3	—	—	1	µg/L	—	—	GELC
Test Well 8	953	06/27/06	WG	F	CS	—	Met	6010	Barium	—	6.5	—	—	1	µg/L	—	—	GELC

Table D-1 (continued)

Location	Depth (ft)	Date	Fid Matrix	Fid Prep	Lab Sample Type	Fid QC	Suite	Method	Analyte	Symbol	Result	1-sigma TPU	MDA	MDL	Units	Lab Qual	Indep Qual	Lab
Test Well 8	953	01/24/06	WG	F	CS	—	Met	6010	Barium	—	6.1	—	—	1	µg/L	—	—	GELC
Test Well 8	953	06/27/06	WG	UF	CS	FD	Met	6010	Barium	—	6.4	—	—	1	µg/L	—	—	GELC
Test Well 8	953	06/27/06	WG	UF	CS	—	Met	6010	Barium	—	6.3	—	—	1	µg/L	—	—	GELC
Test Well 8	953	01/24/06	WG	UF	CS	—	Met	6010	Barium	—	6.2	—	—	1	µg/L	—	—	GELC
Test Well 8	953	06/16/04	WG	UF	CS	—	Met	6010	Barium	—	8.51	—	—	0.222	µg/L	—	—	GELC
Test Well 8	953	06/16/04	WG	UF	DUP	—	Met	6010	Barium	—	8.24	—	—	0.222	µg/L	—	—	GELC
Test Well 8	953	07/31/03	WG	UF	CS	FD	Met	6010	Barium	—	6.56	—	—	0.222	µg/L	—	—	GELC
Test Well 8	953	07/31/03	WG	UF	CS	—	Met	6010	Barium	—	6.27	—	—	0.222	µg/L	—	—	GELC
Test Well 8	953	07/31/03	WG	UF	DUP	—	Met	6010	Barium	—	6.17	—	—	0.222	µg/L	—	—	GELC
Test Well 8	953	06/27/06	WG	F	CS	FD	Met	6010	Boron	—	12.4	—	—	10	µg/L	J	—	GELC
Test Well 8	953	06/27/06	WG	F	CS	—	Met	6010	Boron	—	13.2	—	—	10	µg/L	J	—	GELC
Test Well 8	953	01/24/06	WG	F	CS	—	Met	6010	Boron	—	12.5	—	—	10	µg/L	J	—	GELC
Test Well 8	953	06/27/06	WG	UF	CS	FD	Met	6010	Boron	—	11.4	—	—	10	µg/L	J	—	GELC
Test Well 8	953	06/27/06	WG	UF	CS	—	Met	6010	Boron	—	11.6	—	—	10	µg/L	J	—	GELC

Table D-1 (continued)

Location	Depth (ft)	Date	Fid Matrix	Fid Prep	Lab Sample Type	Fid QC	Suite	Method	Analyte	Symbol	Result	1-sigma TPU	MDA	MDL	Units	Lab Qual	Indep Qual	Lab
Test Well 8	953	01/24/06	WG	UF	CS	—	Met	6010	Boron	—	12.1	—	—	10	µg/L	J	—	GELC
Test Well 8	953	06/16/04	WG	UF	CS	—	Met	6010	Boron	<	14.4	—	—	4.88	µg/L	B	U	GELC
Test Well 8	953	06/16/04	WG	UF	DUP	—	Met	6010	Boron	—	12.4	—	—	4.88	µg/L	B	—	GELC
Test Well 8	953	07/31/03	WG	UF	CS	FD	Met	6010	Boron	—	38.9	—	—	4.88	µg/L	B	—	GELC
Test Well 8	953	07/31/03	WG	UF	CS	—	Met	6010	Boron	—	28.4	—	—	4.88	µg/L	B	—	GELC
Test Well 8	953	07/31/03	WG	UF	DUP	—	Met	6010	Boron	—	27.6	—	—	4.88	µg/L	B	—	GELC
Test Well 8	953	06/27/06	WG	F	CS	FD	Met	6010	Iron	—	35.3	—	—	18	µg/L	J	—	GELC
Test Well 8	953	06/27/06	WG	F	CS	—	Met	6010	Iron	—	33.2	—	—	18	µg/L	J	—	GELC
Test Well 8	953	01/24/06	WG	F	CS	—	Met	6010	Iron	—	40.4	—	—	18	µg/L	J	—	GELC
Test Well 8	953	06/27/06	WG	UF	CS	FD	Met	6010	Iron	—	169	—	—	18	µg/L	—	—	GELC
Test Well 8	953	06/27/06	WG	UF	CS	—	Met	6010	Iron	—	164	—	—	18	µg/L	—	—	GELC
Test Well 8	953	01/24/06	WG	UF	CS	—	Met	6010	Iron	—	102	—	—	18	µg/L	—	—	GELC
Test Well 8	953	06/16/04	WG	UF	CS	—	Met	6010	Iron	—	1210	—	—	12.6	µg/L	—	—	GELC
Test Well 8	953	06/16/04	WG	UF	DUP	—	Met	6010	Iron	—	1180	—	—	12.6	µg/L	—	—	GELC

Table D-1 (continued)

Location	Depth (ft)	Date	Fid Matrix	Fid Prep	Lab Sample Type	Fid QC	Suite	Method	Analyte	Symbol	Result	1-sigma TPU	MDA	MDL	Units	Lab Qual	Indep Qual	Lab
Test Well 8	953	07/31/03	WG	UF	CS	FD	Met	6010	Iron	—	92.4	—	—	12.6	µg/L	B	—	GELC
Test Well 8	953	07/31/03	WG	UF	CS	—	Met	6010	Iron	—	108	—	—	12.6	µg/L	—	—	GELC
Test Well 8	953	07/31/03	WG	UF	DUP	—	Met	6010	Iron	—	109	—	—	12.6	µg/L	—	—	GELC
Test Well 8	953	06/27/06	WG	F	CS	FD	Met	6020	Lead	—	2.2	—	—	0.5	µg/L	—	—	GELC
Test Well 8	953	06/27/06	WG	F	CS	—	Met	6020	Lead	—	3.5	—	—	0.5	µg/L	—	—	GELC
Test Well 8	953	01/24/06	WG	F	CS	—	Met	6020	Lead	—	2.6	—	—	0.5	µg/L	—	—	GELC
Test Well 8	953	06/27/06	WG	UF	CS	FD	Met	6020	Lead	—	3.3	—	—	0.5	µg/L	—	—	GELC
Test Well 8	953	06/27/06	WG	UF	CS	—	Met	6020	Lead	—	3.5	—	—	0.5	µg/L	—	—	GELC
Test Well 8	953	01/24/06	WG	UF	CS	—	Met	6020	Lead	—	3.6	—	—	0.5	µg/L	—	—	GELC
Test Well 8	953	06/16/04	WG	UF	CS	—	Met	6020	Lead	—	5.67	—	—	0.05	µg/L	—	—	GELC
Test Well 8	953	06/16/04	WG	UF	DUP	—	Met	6020	Lead	—	5.52	—	—	0.05	µg/L	—	—	GELC
Test Well 8	953	07/31/03	WG	UF	CS	FD	Met	6020	Lead	—	6.92	—	—	0.05	µg/L	—	—	GELC
Test Well 8	953	07/31/03	WG	UF	CS	—	Met	6020	Lead	—	6.8	—	—	0.05	µg/L	—	—	GELC
Test Well 8	953	07/31/03	WG	UF	DUP	—	Met	6020	Lead	—	6.82	—	—	0.05	µg/L	—	—	GELC

Table D-1 (continued)

Location	Depth (ft)	Date	Fid Matrix	Fid Prep	Lab Sample Type	Fid QC	Suite	Method	Analyte	Symbol	Result	1-sigma TPU	MDA	MDL	Units	Lab Qual	Indep Qual	Lab
Test Well 8	953	06/27/06	WG	F	CS	FD	Met	6010	Manganese	<	2	—	—	2	µg/L	U	—	GELC
Test Well 8	953	06/27/06	WG	F	CS	—	Met	6010	Manganese	<	2	—	—	2	µg/L	U	—	GELC
Test Well 8	953	01/24/06	WG	F	CS	—	Met	6010	Manganese	<	2	—	—	2	µg/L	U	—	GELC
Test Well 8	953	06/27/06	WG	UF	CS	FD	Met	6010	Manganese	—	3.2	—	—	2	µg/L	J	—	GELC
Test Well 8	953	06/27/06	WG	UF	CS	—	Met	6010	Manganese	—	3	—	—	2	µg/L	J	—	GELC
Test Well 8	953	01/24/06	WG	UF	CS	—	Met	6010	Manganese	<	2	—	—	2	µg/L	U	—	GELC
Test Well 8	953	06/16/04	WG	UF	CS	—	Met	6010	Manganese	—	9.52	—	—	0.296	µg/L	B	—	GELC
Test Well 8	953	06/16/04	WG	UF	DUP	—	Met	6010	Manganese	—	9.31	—	—	0.296	µg/L	B	—	GELC
Test Well 8	953	07/31/03	WG	UF	CS	FD	Met	6010	Manganese	<	1.49	—	—	0.296	µg/L	B	U	GELC
Test Well 8	953	07/31/03	WG	UF	CS	—	Met	6010	Manganese	<	1.55	—	—	0.296	µg/L	B	U	GELC
Test Well 8	953	07/31/03	WG	UF	DUP	—	Met	6010	Manganese	—	1.52	—	—	0.296	µg/L	B	—	GELC
Test Well 8	953	06/27/06	WG	F	CS	FD	Met	6020	Nickel	—	1.3	—	—	0.5	µg/L	J	—	GELC
Test Well 8	953	06/27/06	WG	F	CS	—	Met	6020	Nickel	—	1	—	—	0.5	µg/L	J	—	GELC
Test Well 8	953	01/24/06	WG	F	CS	—	Met	6020	Nickel	<	1.1	—	—	0.5	µg/L	J	U	GELC

Table D-1 (continued)

Location	Depth (ft)	Date	Fid Matrix	Fid Prep	Lab Sample Type	Fid QC	Suite	Method	Analyte	Symbol	Result	1-sigma TPU	MDA	MDL	Units	Lab Qual	Indep Qual	Lab
Test Well 8	953	06/27/06	WG	UF	CS	FD	Met	6020	Nickel	—	1.5	—	—	0.5	µg/L	J	—	GELC
Test Well 8	953	06/27/06	WG	UF	CS	—	Met	6020	Nickel	—	1.7	—	—	0.5	µg/L	J	—	GELC
Test Well 8	953	01/24/06	WG	UF	CS	—	Met	6020	Nickel	<	1.2	—	—	0.5	µg/L	J	U	GELC
Test Well 8	953	06/16/04	WG	UF	CS	—	Met	6010	Nickel	—	1.8	—	—	0.69	µg/L	B	JN-	GELC
Test Well 8	953	06/16/04	WG	UF	DUP	—	Met	6010	Nickel	—	1.85	—	—	0.69	µg/L	B	—	GELC
Test Well 8	953	07/31/03	WG	UF	CS	FD	Met	6010	Nickel	<	0.901	—	—	0.69	µg/L	B	U	GELC
Test Well 8	953	07/31/03	WG	UF	CS	—	Met	6010	Nickel	<	1.45	—	—	0.69	µg/L	B	U	GELC
Test Well 8	953	07/31/03	WG	UF	DUP	—	Met	6010	Nickel	—	1.6	—	—	0.69	µg/L	B	—	GELC
Test Well 8	953	06/27/06	WG	F	CS	FD	Met	6010	Strontium	—	53.7	—	—	1	µg/L	—	—	GELC
Test Well 8	953	06/27/06	WG	F	CS	—	Met	6010	Strontium	—	54.9	—	—	1	µg/L	—	—	GELC
Test Well 8	953	01/24/06	WG	F	CS	—	Met	6010	Strontium	—	51.7	—	—	1	µg/L	—	—	GELC
Test Well 8	953	06/27/06	WG	UF	CS	FD	Met	6010	Strontium	—	54.6	—	—	1	µg/L	—	—	GELC
Test Well 8	953	06/27/06	WG	UF	CS	—	Met	6010	Strontium	—	55.2	—	—	1	µg/L	—	—	GELC
Test Well 8	953	01/24/06	WG	UF	CS	—	Met	6010	Strontium	—	50.8	—	—	1	µg/L	—	—	GELC

Table D-1 (continued)

Location	Depth (ft)	Date	Fid Matrix	Fid Prep	Lab Sample Type	Fid QC	Suite	Method	Analyte	Symbol	Result	1-sigma TPU	MDA	MDL	Units	Lab Qual	Indep Qual	Lab
Test Well 8	953	06/16/04	WG	UF	CS	—	Met	6010	Strontium	—	54.3	—	—	0.178	µg/L	—	—	GELC
Test Well 8	953	06/16/04	WG	UF	DUP	—	Met	6010	Strontium	—	52.5	—	—	0.178	µg/L	—	—	GELC
Test Well 8	953	07/31/03	WG	UF	CS	FD	Met	6010	Strontium	—	54.6	—	—	0.178	µg/L	—	—	GELC
Test Well 8	953	07/31/03	WG	UF	CS	—	Met	6010	Strontium	—	53.3	—	—	0.178	µg/L	—	—	GELC
Test Well 8	953	07/31/03	WG	UF	DUP	—	Met	6010	Strontium	—	51.8	—	—	0.178	µg/L	—	—	GELC
Test Well 8	953	06/27/06	WG	F	CS	FD	Met	6020	Uranium	—	0.57	—	—	0.05	µg/L	—	—	GELC
Test Well 8	953	06/27/06	WG	F	CS	—	Met	6020	Uranium	—	0.56	—	—	0.05	µg/L	—	—	GELC
Test Well 8	953	01/24/06	WG	F	CS	—	Met	6020	Uranium	—	0.55	—	—	0.05	µg/L	—	—	GELC
Test Well 8	953	06/27/06	WG	UF	CS	FD	Met	6020	Uranium	—	0.55	—	—	0.05	µg/L	—	—	GELC
Test Well 8	953	06/27/06	WG	UF	CS	—	Met	6020	Uranium	—	0.56	—	—	0.05	µg/L	—	—	GELC
Test Well 8	953	01/24/06	WG	UF	CS	—	Met	6020	Uranium	—	0.59	—	—	0.05	µg/L	—	—	GELC
Test Well 8	953	06/16/04	WG	UF	CS	—	Met	6020	Uranium	—	0.845	—	—	0.02	µg/L	—	—	GELC
Test Well 8	953	06/16/04	WG	UF	DUP	—	Met	6020	Uranium	—	0.71	—	—	0.02	µg/L	—	—	GELC
Test Well 8	953	07/31/03	WG	UF	CS	FD	Met	6020	Uranium	—	0.561	—	—	0.02	µg/L	—	J-	GELC

Table D-1 (continued)

Location	Depth (ft)	Date	Fid Matrix	Fid Prep	Lab Sample Type	Fid QC	Suite	Method	Analyte	Symbol	Result	1-sigma TPU	MDA	MDL	Units	Lab Qual	Indep Qual	Lab
Test Well 8	953	07/31/03	WG	UF	CS	—	Met	6020	Uranium	—	0.52	—	—	0.02	µg/L	—	J-	GELC
Test Well 8	953	07/31/03	WG	UF	DUP	—	Met	6020	Uranium	—	0.544	—	—	0.02	µg/L	—	—	GELC
Test Well 8	953	06/27/06	WG	F	CS	FD	Met	6010	Vanadium	—	5.9	—	—	1	µg/L	—	—	GELC
Test Well 8	953	06/27/06	WG	F	CS	—	Met	6010	Vanadium	—	6	—	—	1	µg/L	—	—	GELC
Test Well 8	953	01/24/06	WG	F	CS	—	Met	6010	Vanadium	—	4.2	—	—	1	µg/L	J	—	GELC
Test Well 8	953	06/27/06	WG	UF	CS	FD	Met	6010	Vanadium	—	6.1	—	—	1	µg/L	—	—	GELC
Test Well 8	953	06/27/06	WG	UF	CS	—	Met	6010	Vanadium	—	5.4	—	—	1	µg/L	—	—	GELC
Test Well 8	953	01/24/06	WG	UF	CS	—	Met	6010	Vanadium	—	4.8	—	—	1	µg/L	J	—	GELC
Test Well 8	953	06/16/04	WG	UF	CS	—	Met	6010	Vanadium	<	6.58	—	—	0.606	µg/L	—	U	GELC
Test Well 8	953	06/16/04	WG	UF	DUP	—	Met	6010	Vanadium	—	7.46	—	—	0.606	µg/L	—	—	GELC
Test Well 8	953	07/31/03	WG	UF	CS	FD	Met	6010	Vanadium	<	4.03	—	—	0.606	µg/L	B	U	GELC
Test Well 8	953	07/31/03	WG	UF	CS	—	Met	6010	Vanadium	<	3.81	—	—	0.606	µg/L	B	U	GELC
Test Well 8	953	07/31/03	WG	UF	DUP	—	Met	6010	Vanadium	—	3.48	—	—	0.606	µg/L	B	—	GELC
Test Well 8	953	06/27/06	WG	F	CS	FD	Met	6010	Zinc	—	319	—	—	2	µg/L	—	—	GELC

Table D-1 (continued)

Location	Depth (ft)	Date	Fid Matrix	Fid Prep	Lab Sample Type	Fid QC	Suite	Method	Analyte	Symbol	Result	1-sigma TPU	MDA	MDL	Units	Lab Qual	Indep Qual	Lab
Test Well 8	953	06/27/06	WG	F	CS	—	Met	6010	Zinc	—	383	—	—	2	µg/L	—	—	GELC
Test Well 8	953	01/24/06	WG	F	CS	—	Met	6010	Zinc	—	392	—	—	2	µg/L	—	—	GELC
Test Well 8	953	06/27/06	WG	UF	CS	FD	Met	6010	Zinc	—	345	—	—	2	µg/L	—	—	GELC
Test Well 8	953	06/27/06	WG	UF	CS	—	Met	6010	Zinc	—	358	—	—	2	µg/L	—	—	GELC
Test Well 8	953	01/24/06	WG	UF	CS	—	Met	6010	Zinc	—	397	—	—	2	µg/L	—	—	GELC
Test Well 8	953	06/16/04	WG	UF	CS	—	Met	6010	Zinc	—	460	—	—	0.883	µg/L	—	—	GELC
Test Well 8	953	06/16/04	WG	UF	DUP	—	Met	6010	Zinc	—	447	—	—	0.883	µg/L	—	—	GELC
Test Well 8	953	07/31/03	WG	UF	CS	FD	Met	6010	Zinc	—	432	—	—	0.883	µg/L	—	—	GELC
Test Well 8	953	07/31/03	WG	UF	CS	—	Met	6010	Zinc	—	432	—	—	0.883	µg/L	—	—	GELC
Test Well 8	953	07/31/03	WG	UF	DUP	—	Met	6010	Zinc	—	421	—	—	0.883	µg/L	—	—	GELC
Test Well 8	953	06/27/06	WG	F	CS	FD	Rad	H300	Americium-241	—	-0.0132	0.0139	0.0441	—	pCi/L	U	U	GELC
Test Well 8	953	06/27/06	WG	F	CS	—	Rad	H300	Americium-241	—	-0.0124	0.0152	0.0384	—	pCi/L	U	U	GELC
Test Well 8	953	06/27/06	WG	UF	CS	FD	Rad	H300	Americium-241	—	-0.0252	0.0118	0.0403	—	pCi/L	U	U	GELC
Test Well 8	953	06/27/06	WG	UF	CS	—	Rad	H300	Americium-241	—	0.00584	0.0141	0.034	—	pCi/L	U	U	GELC

Table D-1 (continued)

Location	Depth (ft)	Date	Fid Matrix	Fid Prep	Lab Sample Type	Fid QC	Suite	Method	Analyte	Symbol	Result	1-sigma TPU	MDA	MDL	Units	Lab Qual	Indep Qual	Lab
Test Well 8	953	06/16/04	WG	UF	CS	—	Rad	AS	Americium-241	—	0.0041	0.00581	0.036	—	pCi/L	U	U	GELC
Test Well 8	953	07/31/03	WG	UF	CS	FD	Rad	AS	Americium-241	—	0.00574	0.0084	0.027	—	pCi/L	U	U	GELC
Test Well 8	953	07/31/03	WG	UF	CS	—	Rad	AS	Americium-241	—	0.00884	0.015	0.031	—	pCi/L	U	U	GELC
Test Well 8	953	06/27/06	WG	F	CS	FD	Rad	901.1	Cesium-137	—	-0.376	1.06	3.76	—	pCi/L	U	U	GELC
Test Well 8	953	06/27/06	WG	F	CS	—	Rad	901.1	Cesium-137	—	0.784	0.96	3.61	—	pCi/L	U	U	GELC
Test Well 8	953	06/27/06	WG	UF	CS	FD	Rad	901.1	Cesium-137	—	0.826	0.949	3.56	—	pCi/L	U	U	GELC
Test Well 8	953	06/27/06	WG	UF	CS	—	Rad	901.1	Cesium-137	—	2.76	1.01	4.06	—	pCi/L	U	U	GELC
Test Well 8	953	06/16/04	WG	UF	CS	—	Rad	901.1	Cesium-137	—	-0.374	0.988	3.43	—	pCi/L	U	U	GELC
Test Well 8	953	06/16/04	WG	UF	DUP	—	Rad	901.1	Cesium-137	—	0.767	0.941	3.6	—	pCi/L	U	—	GELC
Test Well 8	953	07/31/03	WG	UF	CS	FD	Rad	901.1	Cesium-137	—	0.646	0.452	1.67	—	pCi/L	U	U	GELC
Test Well 8	953	07/31/03	WG	UF	CS	—	Rad	901.1	Cesium-137	—	1.8	1.47	5.61	—	pCi/L	U	U	GELC
Test Well 8	953	07/31/03	WG	UF	DUP	—	Rad	901.1	Cesium-137	—	2.16	1.05	3.95	—	pCi/L	U	—	GELC
Test Well 8	953	05/17/02	WG	UF	CS	FD	Rad	901.1	Cesium-137	—	-0.158	0.745	2.64	—	pCi/L	U	U	GELC
Test Well 8	953	05/17/02	WG	UF	CS	—	Rad	901.1	Cesium-137	—	0.0558	0.784	2.76	—	pCi/L	U	U	GELC

Table D-1 (continued)

Location	Depth (ft)	Date	Fid Matrix	Fid Prep	Lab Sample Type	Fid QC	Suite	Method	Analyte	Symbol	Result	1-sigma TPU	MDA	MDL	Units	Lab Qual	Indep Qual	Lab
Test Well 8	953	06/27/06	WG	F	CS	FD	Rad	901.1	Cobalt-60	—	0.923	1.32	4.59	—	pCi/L	U	U	GELC
Test Well 8	953	06/27/06	WG	F	CS	—	Rad	901.1	Cobalt-60	—	-0.742	1.02	3.57	—	pCi/L	U	U	GELC
Test Well 8	953	06/27/06	WG	UF	CS	FD	Rad	901.1	Cobalt-60	—	0.633	0.971	3.68	—	pCi/L	U	U	GELC
Test Well 8	953	06/27/06	WG	UF	CS	—	Rad	901.1	Cobalt-60	—	2.65	1.21	3.38	—	pCi/L	U	U	GELC
Test Well 8	953	06/16/04	WG	UF	CS	—	Rad	901.1	Cobalt-60	—	-1.04	1.12	3.19	—	pCi/L	U	U	GELC
Test Well 8	953	06/16/04	WG	UF	DUP	—	Rad	901.1	Cobalt-60	—	0.0596	0.85	3.36	—	pCi/L	U	—	GELC
Test Well 8	953	07/31/03	WG	UF	CS	FD	Rad	901.1	Cobalt-60	—	0.285	0.519	1.92	—	pCi/L	U	U	GELC
Test Well 8	953	07/31/03	WG	UF	CS	—	Rad	901.1	Cobalt-60	—	-0.841	1.56	5.59	—	pCi/L	U	U	GELC
Test Well 8	953	07/31/03	WG	UF	DUP	—	Rad	901.1	Cobalt-60	—	0.681	1.13	4.2	—	pCi/L	U	—	GELC
Test Well 8	953	05/17/02	WG	UF	CS	FD	Rad	901.1	Cobalt-60	—	-0.232	0.602	2.22	—	pCi/L	U	U	GELC
Test Well 8	953	05/17/02	WG	UF	CS	—	Rad	901.1	Cobalt-60	—	1.59	0.881	3.53	—	pCi/L	U	U	GELC
Test Well 8	953	06/27/06	WG	F	CS	FD	Rad	900	Gross alpha	—	-0.499	0.328	2.26	—	pCi/L	U	U	GELC
Test Well 8	953	06/27/06	WG	F	CS	—	Rad	900	Gross alpha	—	0.729	0.421	1.56	—	pCi/L	U	U	GELC
Test Well 8	953	06/27/06	WG	UF	CS	FD	Rad	900	Gross alpha	—	0.746	0.52	2.01	—	pCi/L	U	U	GELC

Table D-1 (continued)

Location	Depth (ft)	Date	Fid Matrix	Fid Prep	Lab Sample Type	Fid QC	Suite	Method	Analyte	Symbol	Result	1-sigma TPU	MDA	MDL	Units	Lab Qual	Indep Qual	Lab
Test Well 8	953	06/27/06	WG	UF	CS	—	Rad	900	Gross alpha	—	0.768	0.604	2.49	—	pCi/L	U	U	GELC
Test Well 8	953	06/16/04	WG	UF	CS	—	Rad	900	Gross alpha	—	1.05	0.447	1.57	—	pCi/L	U	U	GELC
Test Well 8	953	07/31/03	WG	UF	CS	FD	Rad	900	Gross alpha	—	-0.362	0.365	1.66	—	pCi/L	U	U	GELC
Test Well 8	953	07/31/03	WG	UF	CS	—	Rad	900	Gross alpha	—	1.22	0.454	1.57	—	pCi/L	U	U	GELC
Test Well 8	953	06/04/01	WG	UF	CS	FB	Rad	900	Gross alpha	—	0.265	0.31	—	—	pCi/L	U	—	GELC
Test Well 8	953	06/04/01	WG	UF	CS	—	Rad	900	Gross alpha	—	0.96	0.43	—	—	pCi/L	U	—	GELC
Test Well 8	953	06/27/06	WG	F	CS	FD	Rad	900	Gross beta	—	1.55	0.654	2.69	—	pCi/L	U	U	GELC
Test Well 8	953	06/27/06	WG	F	CS	—	Rad	900	Gross beta	—	-0.285	0.594	2.75	—	pCi/L	U	U	GELC
Test Well 8	953	06/27/06	WG	UF	CS	FD	Rad	900	Gross beta	—	1.74	0.709	2.91	—	pCi/L	U	U	GELC
Test Well 8	953	06/27/06	WG	UF	CS	—	Rad	900	Gross beta	—	2.19	0.659	2.6	—	pCi/L	U	U	GELC
Test Well 8	953	06/16/04	WG	UF	CS	—	Rad	900	Gross beta	—	-0.541	0.34	1.56	—	pCi/L	U	U	GELC
Test Well 8	953	07/31/03	WG	UF	CS	FD	Rad	900	Gross beta	—	2.36	0.758	2.99	—	pCi/L	U	U	GELC
Test Well 8	953	07/31/03	WG	UF	CS	—	Rad	900	Gross beta	—	2.4	0.825	3.32	—	pCi/L	U	U	GELC
Test Well 8	953	06/04/01	WG	UF	CS	FB	Rad	900	Gross beta	—	1.33	0.633	—	—	pCi/L	U	—	GELC

Table D-1 (continued)

Location	Depth (ft)	Date	Fid Matrix	Fid Prep	Lab Sample Type	Fid QC	Suite	Method	Analyte	Symbol	Result	1-sigma TPU	MDA	MDL	Units	Lab Qual	Indep Qual	Lab
Test Well 8	953	06/04/01	WG	UF	CS	—	Rad	900	Gross beta	—	3.01	0.71	—	—	pCi/L	—	—	GELC
Test Well 8	953	06/27/06	WG	F	CS	FD	Rad	901.1	Gross gamma	—	231	231	619	—	pCi/L	U	U	GELC
Test Well 8	953	06/27/06	WG	F	CS	—	Rad	901.1	Gross gamma	—	105	85	345	—	pCi/L	U	U	GELC
Test Well 8	953	06/27/06	WG	UF	CS	FD	Rad	901.1	Gross gamma	—	261	180	549	—	pCi/L	U	U	GELC
Test Well 8	953	06/27/06	WG	UF	CS	—	Rad	901.1	Gross gamma	—	63.3	110	208	—	pCi/L	U	U	GELC
Test Well 8	953	06/16/04	WG	UF	CS	—	Rad	901.1	Gross gamma	—	88.6	77.4	341	—	pCi/L	U	U	GELC
Test Well 8	953	06/16/04	WG	UF	DUP	—	Rad	901.1	Gross gamma	—	111	92.1	336	—	pCi/L	U	—	GELC
Test Well 8	953	07/31/03	WG	UF	CS	FD	Rad	901.1	Gross gamma	—	29.4	26.1	115	—	pCi/L	U	U	GELC
Test Well 8	953	07/31/03	WG	UF	CS	—	Rad	901.1	Gross gamma	—	85.5	102	339	—	pCi/L	U	U	GELC
Test Well 8	953	07/31/03	WG	UF	DUP	—	Rad	901.1	Gross gamma	—	114	75.6	299	—	pCi/L	U	—	GELC
Test Well 8	953	06/27/06	WG	F	CS	FD	Rad	901.1	Neptunium-237	—	-4.94	8.46	26.9	—	pCi/L	U	U	GELC
Test Well 8	953	06/27/06	WG	F	CS	—	Rad	901.1	Neptunium-237	—	3.15	7.13	24.7	—	pCi/L	U	U	GELC
Test Well 8	953	06/27/06	WG	UF	CS	FD	Rad	901.1	Neptunium-237	—	-1.43	7.71	26.7	—	pCi/L	U	U	GELC
Test Well 8	953	06/27/06	WG	UF	CS	—	Rad	901.1	Neptunium-237	—	-5.19	6.86	23.5	—	pCi/L	U	U	GELC

Table D-1 (continued)

Location	Depth (ft)	Date	Fid Matrix	Fid Prep	Lab Sample Type	Fid QC	Suite	Method	Analyte	Symbol	Result	1-sigma TPU	MDA	MDL	Units	Lab Qual	Indep Qual	Lab
Test Well 8	953	06/16/04	WG	UF	CS	—	Rad	901.1	Neptunium-237	—	9.62	9.09	23.2	—	pCi/L	U	U	GELC
Test Well 8	953	06/16/04	WG	UF	DUP	—	Rad	901.1	Neptunium-237	—	21.2	10.9	23	—	pCi/L	U	—	GELC
Test Well 8	953	07/31/03	WG	UF	CS	FD	Rad	901.1	Neptunium-237	—	5.85	3.73	13.2	—	pCi/L	U	U	GELC
Test Well 8	953	07/31/03	WG	UF	CS	—	Rad	901.1	Neptunium-237	—	-6.96	11.4	38	—	pCi/L	U	U	GELC
Test Well 8	953	07/31/03	WG	UF	DUP	—	Rad	901.1	Neptunium-237	—	-13.7	9.82	30.8	—	pCi/L	U	—	GELC
Test Well 8	953	05/17/02	WG	UF	CS	FD	Rad	901.1	Neptunium-237	—	2.08	5.27	18.8	—	pCi/L	U	U	GELC
Test Well 8	953	05/17/02	WG	UF	CS	—	Rad	901.1	Neptunium-237	—	2.13	6.02	21	—	pCi/L	U	U	GELC
Test Well 8	953	06/27/06	WG	F	CS	FD	Rad	H300	Plutonium-238	—	0.00373	0.00264	0.0224	—	pCi/L	U	U	GELC
Test Well 8	953	06/27/06	WG	F	CS	—	Rad	H300	Plutonium-238	—	1.34E-10	0.00319	0.027	—	pCi/L	U	U	GELC
Test Well 8	953	06/27/06	WG	UF	CS	FD	Rad	H300	Plutonium-238	—	0	0.00249	0.0299	—	pCi/L	U	U	GELC
Test Well 8	953	06/27/06	WG	UF	CS	—	Rad	H300	Plutonium-238	—	-0.00221	0.00222	0.0266	—	pCi/L	U	U	GELC
Test Well 8	953	06/16/04	WG	UF	CS	—	Rad	AS	Plutonium-238	—	-0.0144	0.00902	0.037	—	pCi/L	U	U	GELC
Test Well 8	953	07/31/03	WG	UF	CS	FD	Rad	AS	Plutonium-238	—	1.17E-09	0.00768	0.035	—	pCi/L	U	U	GELC
Test Well 8	953	07/31/03	WG	UF	CS	—	Rad	AS	Plutonium-238	—	0.0108	0.0127	0.038	—	pCi/L	U	U	GELC

Table D-1 (continued)

Location	Depth (ft)	Date	Fid Matrix	Fid Prep	Lab Sample Type	Fid QC	Suite	Method	Analyte	Symbol	Result	1-sigma TPU	MDA	MDL	Units	Lab Qual	Indep Qual	Lab
Test Well 8	953	06/04/01	WG	UF	CS	FB	Rad	AS	Plutonium-238	—	0.0246	0.0143	0.0222	—	pCi/L	—	—	GELC
Test Well 8	953	06/04/01	WG	UF	CS	—	Rad	AS	Plutonium-238	—	0	1	0.0203	—	pCi/L	U	—	GELC
Test Well 8	953	06/27/06	WG	F	CS	FD	Rad	H300	Plutonium-239/240	—	-0.0112	0.00591	0.0246	—	pCi/L	U	U	GELC
Test Well 8	953	06/27/06	WG	F	CS	—	Rad	H300	Plutonium-239/240	—	0.00225	0.00596	0.0297	—	pCi/L	U	U	GELC
Test Well 8	953	06/27/06	WG	UF	CS	FD	Rad	H300	Plutonium-239/240	—	0.00499	0.00353	0.0328	—	pCi/L	U	U	GELC
Test Well 8	953	06/27/06	WG	UF	CS	—	Rad	H300	Plutonium-239/240	—	-0.0244	0.00917	0.0292	—	pCi/L	U	U	GELC
Test Well 8	953	06/16/04	WG	UF	CS	—	Rad	AS	Plutonium-239/240	—	0.0024	0.00416	0.038	—	pCi/L	U	U	GELC
Test Well 8	953	07/31/03	WG	UF	CS	FD	Rad	AS	Plutonium-239/240	—	0.00392	0.00544	0.038	—	pCi/L	U	U	GELC
Test Well 8	953	07/31/03	WG	UF	CS	—	Rad	AS	Plutonium-239/240	—	1.03E-09	0.0169	0.042	—	pCi/L	U	—	GELC
Test Well 8	953	06/04/01	WG	UF	CS	FB	Rad	AS	Plutonium-239/240	—	-0.0059	0.00592	0.0435	—	pCi/L	U	—	GELC
Test Well 8	953	06/04/01	WG	UF	CS	—	Rad	AS	Plutonium-239/240	—	0.0108	0.0132	0.0501	—	pCi/L	U	—	GELC
Test Well 8	953	06/27/06	WG	F	CS	FD	Rad	901.1	Potassium-40	—	61.7	14.7	64.5	—	pCi/L	U	U	GELC
Test Well 8	953	06/27/06	WG	F	CS	—	Rad	901.1	Potassium-40	—	33	11.6	49.1	—	pCi/L	U	U	GELC
Test Well 8	953	06/27/06	WG	UF	CS	FD	Rad	901.1	Potassium-40	—	41.5	10.9	48.4	—	pCi/L	U	U	GELC

Table D-1 (continued)

Location	Depth (ft)	Date	Fid Matrix	Fid Prep	Lab Sample Type	Fid QC	Suite	Method	Analyte	Symbol	Result	1-sigma TPU	MDA	MDL	Units	Lab Qual	Indep Qual	Lab
Test Well 8	953	06/27/06	WG	UF	CS	—	Rad	901.1	Potassium-40	—	45.3	10.5	35.7	—	pCi/L	UI	R	GELC
Test Well 8	953	06/16/04	WG	UF	CS	—	Rad	901.1	Potassium-40	—	33.6	14.2	36.1	—	pCi/L	U	U	GELC
Test Well 8	953	06/16/04	WG	UF	DUP	—	Rad	901.1	Potassium-40	—	28.8	13.4	27.9	—	pCi/L	UI	—	GELC
Test Well 8	953	07/31/03	WG	UF	CS	FD	Rad	901.1	Potassium-40	—	-11.4	5.48	17.5	—	pCi/L	U	U	GELC
Test Well 8	953	07/31/03	WG	UF	CS	—	Rad	901.1	Potassium-40	—	43.9	17.3	72.4	—	pCi/L	U	U	GELC
Test Well 8	953	07/31/03	WG	UF	DUP	—	Rad	901.1	Potassium-40	—	61.4	19.8	31.9	—	pCi/L	—	—	GELC
Test Well 8	953	05/17/02	WG	UF	CS	FD	Rad	901.1	Potassium-40	—	8.03	14.9	30.6	—	pCi/L	U	U	GELC
Test Well 8	953	05/17/02	WG	UF	CS	—	Rad	901.1	Potassium-40	—	0	28.8	27.6	—	pCi/L	U	R	GELC
Test Well 8	953	06/27/06	WG	F	CS	FD	Rad	901.1	Sodium-22	—	-0.762	0.896	3.22	—	pCi/L	U	U	GELC
Test Well 8	953	06/27/06	WG	F	CS	—	Rad	901.1	Sodium-22	—	-0.0834	1.07	3.92	—	pCi/L	U	U	GELC
Test Well 8	953	06/27/06	WG	UF	CS	FD	Rad	901.1	Sodium-22	—	0.018	0.965	3.5	—	pCi/L	U	U	GELC
Test Well 8	953	06/27/06	WG	UF	CS	—	Rad	901.1	Sodium-22	—	1.03	0.921	3.75	—	pCi/L	U	U	GELC
Test Well 8	953	06/16/04	WG	UF	CS	—	Rad	901.1	Sodium-22	—	-1.05	1.07	3.02	—	pCi/L	U	U	GELC
Test Well 8	953	06/16/04	WG	UF	DUP	—	Rad	901.1	Sodium-22	—	-0.308	0.715	2.61	—	pCi/L	U	—	GELC

Table D-1 (continued)

Location	Depth (ft)	Date	Fid Matrix	Fid Prep	Lab Sample Type	Fid QC	Suite	Method	Analyte	Symbol	Result	1-sigma TPU	MDA	MDL	Units	Lab Qual	Indep Qual	Lab
Test Well 8	953	07/31/03	WG	UF	CS	FD	Rad	901.1	Sodium-22	—	0.352	0.533	1.97	—	pCi/L	U	U	GELC
Test Well 8	953	07/31/03	WG	UF	CS	—	Rad	901.1	Sodium-22	—	3.3	1.48	6.29	—	pCi/L	U	U	GELC
Test Well 8	953	07/31/03	WG	UF	DUP	—	Rad	901.1	Sodium-22	—	0.48	1.12	4	—	pCi/L	U	—	GELC
Test Well 8	953	05/17/02	WG	UF	CS	FD	Rad	901.1	Sodium-22	—	0.266	0.711	2.72	—	pCi/L	U	U	GELC
Test Well 8	953	05/17/02	WG	UF	CS	—	Rad	901.1	Sodium-22	—	0.939	0.876	3.38	—	pCi/L	U	U	GELC
Test Well 8	953	06/27/06	WG	F	CS	FD	Rad	905.0	Strontium-90	—	-0.0617	0.0722	0.359	—	pCi/L	U	J-, U	GELC
Test Well 8	953	06/27/06	WG	F	CS	—	Rad	905.0	Strontium-90	—	-0.0101	0.0752	0.356	—	pCi/L	U	J-, U	GELC
Test Well 8	953	06/27/06	WG	UF	CS	FD	Rad	905.0	Strontium-90	—	-0.00421	0.11	0.495	—	pCi/L	U	J-, U	GELC
Test Well 8	953	06/27/06	WG	UF	CS	—	Rad	905.0	Strontium-90	—	0.148	0.0776	0.313	—	pCi/L	U	J-, U	GELC
Test Well 8	953	06/16/04	WG	UF	CS	—	Rad	GFPC	Strontium-90	—	0.154	0.0806	0.295	—	pCi/L	U	U	GELC
Test Well 8	953	07/31/03	WG	UF	CS	FD	Rad	GFPC	Strontium-90	—	0.138	0.096	0.382	—	pCi/L	U	U	GELC
Test Well 8	953	07/31/03	WG	UF	CS	—	Rad	GFPC	Strontium-90	—	0.238	0.101	0.381	—	pCi/L	U	U	GELC
Test Well 8	953	11/18/02	WG	UF	CS	—	Rad	GFPC	Strontium-90	—	-0.0225	0.0243	0.103	—	pCi/L	U	U	GELC
Test Well 8	953	06/28/06	WG	UF	CS	FD	Rad	LLEE	Tritium	—	3.00142	0.28737	0.28737	—	pCi/L	—	—	UMTL

Table D-1 (continued)

Location	Depth (ft)	Date	Fid Matrix	Fid Prep	Lab Sample Type	Fid QC	Suite	Method	Analyte	Symbol	Result	1-sigma TPU	MDA	MDL	Units	Lab Qual	Indep Qual	Lab
Test Well 8	953	01/24/06	WG	UF	CS	—	Rad	LLEE	Tritium	—	15.6776 3	0.51088	0.2873 7	—	pCi/L	—	—	UMTL
Test Well 8	953	06/16/04	WG	UF	CS	—	Rad	906.0	Tritium	—	33.6	54	175	—	pCi/L	U	U	GELC
Test Well 8	953	06/16/04	WG	UF	CS	—	Rad	LLEE	Tritium	—	6.0667	0.28737	—	0.28737	pCi/L	—	—	UMTL
Test Well 8	953	06/16/04	WG	UF	DUP	—	Rad	LLEE	Tritium	—	5.84319	0.28737	—	0.28737	pCi/L	—	—	UMTL
Test Well 8	953	07/31/03	WG	UF	CS	FD	Rad	906.0	Tritium	—	0	49.8	164	—	pCi/L	U	U	GELC
Test Well 8	953	07/31/03	WG	UF	CS	—	Rad	906.0	Tritium	—	0	49.3	162	—	pCi/L	U	U	GELC
Test Well 8	953	06/27/06	WG	F	CS	FD	Rad	H300	Uranium-234	—	0.426	0.0415	0.0764	—	pCi/L	—	—	GELC
Test Well 8	953	06/27/06	WG	F	CS	—	Rad	H300	Uranium-234	—	0.465	0.0422	0.0702	—	pCi/L	—	—	GELC
Test Well 8	953	06/27/06	WG	UF	CS	FD	Rad	H300	Uranium-234	—	0.574	0.0577	0.113	—	pCi/L	—	—	GELC
Test Well 8	953	06/27/06	WG	UF	CS	—	Rad	H300	Uranium-234	—	0.483	0.0524	0.113	—	pCi/L	—	—	GELC
Test Well 8	953	06/16/04	WG	UF	CS	—	Rad	AS	Uranium-234	—	0.412	0.0362	0.065	—	pCi/L	—	—	GELC
Test Well 8	953	07/31/03	WG	UF	CS	FD	Rad	AS	Uranium-234	—	0.264	0.0619	0.059	—	pCi/L	—	—	GELC
Test Well 8	953	07/31/03	WG	UF	CS	—	Rad	AS	Uranium-234	—	0.396	0.0829	0.06	—	pCi/L	—	—	GELC
Test Well 8	953	06/04/01	WG	UF	CS	FB	Rad	AS	Uranium-234	—	0.0245	0.00873	0.0194	—	pCi/L	—	—	GELC

Table D-1 (continued)

Location	Depth (ft)	Date	Fid Matrix	Fid Prep	Lab Sample Type	Fid QC	Suite	Method	Analyte	Symbol	Result	1-sigma TPU	MDA	MDL	Units	Lab Qual	Indep Qual	Lab
Test Well 8	953	06/04/01	WG	UF	CS	—	Rad	AS	Uranium-234	—	0.388	0.0462	0.0516	—	pCi/L	—	—	GELC
Test Well 8	953	06/27/06	WG	F	CS	FD	Rad	H300	Uranium-235/236	—	0.00296	0.00513	0.037	—	pCi/L	U	U	GELC
Test Well 8	953	06/27/06	WG	F	CS	—	Rad	H300	Uranium-235/236	—	0.0109	0.00863	0.034	—	pCi/L	U	U	GELC
Test Well 8	953	06/27/06	WG	UF	CS	FD	Rad	H300	Uranium-235/236	—	0.0131	0.00982	0.0547	—	pCi/L	U	U	GELC
Test Well 8	953	06/27/06	WG	UF	CS	—	Rad	H300	Uranium-235/236	—	0.0175	0.00884	0.0549	—	pCi/L	U	U	GELC
Test Well 8	953	06/16/04	WG	UF	CS	—	Rad	AS	Uranium-235/236	—	0.00213	0.0111	0.04	—	pCi/L	U	U	GELC
Test Well 8	953	07/31/03	WG	UF	CS	FD	Rad	AS	Uranium-235/236	—	0.0382	0.0211	0.034	—	pCi/L	—	J	GELC
Test Well 8	953	07/31/03	WG	UF	CS	—	Rad	AS	Uranium-235/236	—	0.0493	0.0361	0.034	—	pCi/L	—	J	GELC
Test Well 8	953	06/04/01	WG	UF	CS	FB	Rad	AS	Uranium-235/236	—	-0.00381	0.00271	0.0246	—	pCi/L	U	—	GELC
Test Well 8	953	06/04/01	WG	UF	CS	—	Rad	AS	Uranium-235/236	—	0.0191	0.0102	0.0351	—	pCi/L	U	—	GELC
Test Well 8	953	06/27/06	WG	F	CS	FD	Rad	H300	Uranium-238	—	0.168	0.0233	0.0428	—	pCi/L	—	—	GELC

Table D-1 (continued)

Location	Depth (ft)	Date	Fid Matrix	Fid Prep	Lab Sample Type	Fid QC	Suite	Method	Analyte	Symbol	Result	1-sigma TPU	MDA	MDL	Units	Lab Qual	Indep Qual	Lab
Test Well 8	953	06/27/06	WG	F	CS	—	Rad	H300	Uranium-238	—	0.218	0.0255	0.0394	—	pCi/L	—	—	GELC
Test Well 8	953	06/27/06	WG	UF	CS	FD	Rad	H300	Uranium-238	—	0.202	0.0295	0.0633	—	pCi/L	—	—	GELC
Test Well 8	953	06/27/06	WG	UF	CS	—	Rad	H300	Uranium-238	—	0.263	0.0346	0.0634	—	pCi/L	—	—	GELC
Test Well 8	953	06/16/04	WG	UF	CS	—	Rad	AS	Uranium-238	—	0.181	0.0221	0.046	—	pCi/L	—	—	GELC
Test Well 8	953	07/31/03	WG	UF	CS	FD	Rad	AS	Uranium-238	—	0.147	0.0433	0.037	—	pCi/L	—	—	GELC
Test Well 8	953	07/31/03	WG	UF	CS	—	Rad	AS	Uranium-238	—	0.194	0.0537	0.038	—	pCi/L	—	—	GELC

^a No data.

^b WS = Base Flow.

^c F = Filtered.

^d CS =Client sample.

^e Iorg = Inorganics.

^f UF = Unfiltered.

^g J = Organic/Inorganic/General Inorganics. The result for this analyte was greater than the method detection limit but less than the practical Quantitation limit.

^h < = The analyte was not detected based on both the analytical laboratory qualifier and the independent validation qualifier.

ⁱ U = (organic/inorganic). The result for this analyte was not detected at the specified reporting limit.

^j J+ = The analyte is classified as detected but the reported concentration value is expected to be more uncertain than usual with a potential positive bias.

^k JN = The result for this analyte in the matrix spike sample was outside acceptance criteria.

^l SU = Standard unit.

^m H = (organic/Inorganic) - The required extraction or analysis holding time for this result was exceeded. * (Organic) and (Inorganic) - The result for this analyte in the Laboratory Control Sample analysis was outside acceptance criteria.

ⁿ * = (Inorganic) - The result for this analyte in the Laboratory Replicate analysis was outside acceptance criteria.

^o UJ = (Organic) Legacy CST lab code should not be used.

^p UI = Gamma spectroscopy result should be regarded as an uncertain identification.

^q R = The reported sample result is classified as rejected due to serious noncompliances regarding quality control acceptance criteria. The presence or absence of the analyte cannot be verified based on routine validation alone

^r FB = Field blank.

^s J- = The analyte is classified as detected but the reported concentration value is expected to be more uncertain than usual with a potential negative bias.

Table D-2
Applicable Groundwater Regulatory Standards

Anyl Suite Code	Analyte Desc	Analyte Code	Lvl Type Code	DOE DCG	DOE DCG	DOE DW DCG	DOE DW DCG	EPA MCL	EPA MCL	EPA MCL	EPA SEC DW LVL	EPA SEC DW LVL	EPA SEC DW LVL	EPA SEC DW LVL	EPA TAP SCRNLVL	EPA TAP SCRNLVL	EPA TAP SCRNLVL	EPA TAP SCRNLVL	EPA TAP SCRNLVL	NMGS	NMGS	NMGS	NMGS	NMGS	NM LVSTK WTR STD	NM LVSTK WTR STD	NM LVSTK WTR STD	NMED Rad Prot				
				Fld Prep Code																		F	F	F	F	UF	F	UF				
				Scr Lvl Uom	pCi/L	µg/L	pCi/L	µg/L	mg/L	pCi/L	mg/L	mg/L	pCi/L	mg/L		mg/L	mg/L	mg/L	mg/L	mg/L	mg/L	mg/L	pCi/L	pCi/L	mg/L	mg/L	mg/L	mg/L	mg/L	mg/L	pCi/L	pCi/L
				Risk Code												N ^a		C ^b	N													
DIOX/FUR	Hexachlorodibenzodioxin [1,2,3,7,8,9-]	19408-74-3		—	—	—	—	—	—	—	—	—	—	—	—	—	0.0000108	—	—	—	—	—	—	—	—	—	—	—	—			
DIOX/FUR	Tetrachlorodibenzodioxin [2,3,7,8-]	1746-01-6		—	—	—	—	—	—	0.00003	—	—	—	—	—	—	0.000000448	—	—	—	—	—	—	—	—	—	—	—	—			
GENINORG	Chloride	Cl(-1)		—	—	—	—	—	—	—	250	—	—	—	—	—	—	—	250	—	—	—	—	—	—	—	—	—	—			
GENINORG	Chlorine, Total Residual	Cl2TOTRES		—	—	—	—	—	—	—	—	—	—	—	3.65	—	—	—	—	—	—	—	—	—	—	—	—	—	—			
GENINORG	Cyanide (Total)	CN(TOTAL)		—	—	—	—	0.2	—	—	—	—	—	—	—	—	—	—	—	0.2	—	—	—	—	—	—	—	—	—			
GENINORG	Cyanide, Amenable	CN (amen)		—	—	—	—	0.2	—	—	—	—	—	—	0.73	—	—	—	—	—	—	—	—	—	—	—	—	—	—			
GENINORG	Cyanide, Reactive	CN(R)		—	—	—	—	0.2	—	—	—	—	—	—	—	—	—	—	—	0.2	—	—	—	—	—	—	—	—	—			
GENINORG	Fluoride	F(-1)		—	—	—	—	4	—	—	—	—	—	—	2.19	—	—	—	—	1.6	—	—	—	—	—	—	—	—	—			
GENINORG	Nitrate as Nitrogen	NO3-N		—	—	—	—	10	—	—	—	—	—	—	—	10	—	—	—	—	—	—	—	—	—	—	—	—	—			
GENINORG	Nitrate-Nitrite as N	NO3+NO2-N		—	—	—	—	10	—	—	—	—	—	—	—	—	—	—	—	10	—	—	—	—	—	—	—	—	—			
GENINORG	Nitrite	NO2		—	—	—	—	1	—	—	—	—	—	—	—	1	—	—	—	—	—	—	—	—	—	—	—	—	—			
GENINORG	Perchlorate	ClO4		—	—	—	—	—	—	—	—	—	—	—	—	—	—	—	3.65	—	—	—	—	—	—	—	—	—	—			
GENINORG	Sodium	Na		—	—	—	—	—	—	—	20	—	—	—	—	—	—	—	—	—	—	—	—	—	—	—	—	—	—			
GENINORG	Sulfate	SO4(-2)		—	—	—	—	—	—	—	250	—	—	—	—	—	—	—	—	600	—	—	—	—	—	—	—	—	—			
GENINORG	Total Dissolved Solids	TDS		—	—	—	—	—	—	—	500	—	—	—	—	—	—	—	—	1000	—	—	—	—	—	—	—	—	—			
GENINORG	Total Phosphorus	P		—	—	—	—	—	—	—	—	—	—	—	—	—	—	—	—	0.73	—	—	—	—	—	—	—	—	—			
GENINORG	pH	pH		—	—	—	—	—	—	—	—	—	—	8	—	—	—	—	—	—	—	—	—	—	—	—	—	—	—			

Table D-2 (continued)

Anyl Suite Code	Analyte Desc	Analyte Code	Lvl Type Code	DOE DCG	DOE DCG	DOE DW DCG	DOE DW DCG	EPA MCL	EPA MCL	EPA MCL	EPA SEC DW LVL	EPA SEC DW LVL	EPA SEC DW LVL	EPA SEC DW LVL	EPA TAP SCR N LVL	EPA TAP SCR N LVL	EPA TAP SCR N LVL	EPA TAP SCR N LVL	EPA TAP SCR N LVL	EPA TAP SCR N LVL	NMGS	NMGS	NMGS	NMGS	NMGS	NM LVSTK WTR STD	NM LVSTK WTR STD	NM LVSTK WTR STD	NMED Rad Prot			
			Fld Prep Code																				F	F	F	F	UF	F	UF			
			Scr Lvl Uom	pCi/L	µg/L	pCi/L	µg/L	mg/L	pCi/L	mg/L	mg/L	pCi/L	mg/L		mg/L	mg/L	mg/L	mg/L	mg/L	mg/L	mg/L	mg/L	mg/L	pCi/L	mg/L	mg/L	pCi/L	pCi/L				
			Risk Code												N			C	N													
HERB	Chloro-o-tolylxyacetic [4-] Acid	94-74-6		—	—	—	—	—	—	—	—	—	—	—	—	—	18.3	—	—	—	—	—	—	—	—	—	—	—	—	—		
HERB	DB[2,4-]	94-82-6		—	—	—	—	—	—	—	—	—	—	—	—	—	292	—	—	—	—	—	—	—	—	—	—	—	—	—		
HERB	D[2,4-]	94-75-7		—	—	—	—	—	—	70	—	—	—	—	—	—	365	—	—	—	—	—	—	—	—	—	—	—	—	—		
HERB	Dalapon	75-99-0		—	—	—	—	—	—	200	—	—	—	—	—	—	1100	—	—	—	—	—	—	—	—	—	—	—	—	—		
HERB	Dicamba	1918-00-9		—	—	—	—	—	—	—	—	—	—	—	—	—	1100	—	—	—	—	—	—	—	—	—	—	—	—	—		
HERB	Dinoseb	88-85-7		—	—	—	—	—	—	7	—	—	—	—	—	—	36.5	—	—	—	—	—	—	—	—	—	—	—	—	—		
HERB	MCPP	93-65-2		—	—	—	—	—	—	—	—	—	—	—	—	—	36.5	—	—	—	—	—	—	—	—	—	—	—	—	—		
HERB	TP[2,4,5-]	93-72-1		—	—	—	—	—	—	50	—	—	—	—	—	—	292	—	—	—	—	—	—	—	—	—	—	—	—	—		
HERB	T[2,4,5-]	93-76-5		—	—	—	—	—	—	—	—	—	—	—	—	—	365	—	—	—	—	—	—	—	—	—	—	—	—	—		
HEXP	Dinitrobenzene[1,3-]	99-65-0		—	—	—	—	—	—	—	—	—	—	—	—	—	3.65	—	—	—	—	—	—	—	—	—	—	—	—	—		
HEXP	Dinitrotoluene[2,4-]	121-14-2		—	—	—	—	—	—	—	—	—	—	—	—	—	73	—	—	—	—	—	—	—	—	—	—	—	—	—		
HEXP	Dinitrotoluene[2,6-]	606-20-2		—	—	—	—	—	—	—	—	—	—	—	—	—	36.5	—	—	—	—	—	—	—	—	—	—	—	—	—		
HEXP	HMX	2691-41-0		—	—	—	—	—	—	—	—	—	—	—	—	—	1830	—	—	—	—	—	—	—	—	—	—	—	—	—		
HEXP	Nitrobenzene	98-95-3		—	—	—	—	—	—	—	—	—	—	—	—	—	3.4	—	—	—	—	—	—	—	—	—	—	—	—	—		
HEXP	Nitrotoluene[3-]	99-08-1		—	—	—	—	—	—	—	—	—	—	—	—	—	122	—	—	—	—	—	—	—	—	—	—	—	—	—		
HEXP	Nitrotoluene[4-]	99-99-0		—	—	—	—	—	—	—	—	—	—	—	—	3.95	—	—	—	—	—	—	—	—	—	—	—	—	—	—		
HEXP	RDX	121-82-4		—	—	—	—	—	—	—	—	—	—	—	—	0.611	—	—	—	—	—	—	—	—	—	—	—	—	—	—		

Table D-2 (continued)

Anyl Suite Code	Analyte Desc	Analyte Code	Lvl Type Code	DOE DCG	DOE DCG	DOE DW DCG	DOE DW DCG	EPA MCL	EPA MCL	EPA MCL	EPA SEC DW LVL	EPA SEC DW LVL	EPA SEC DW LVL	EPA SEC DW LVL	EPA TAP SCR N LVL	EPA TAP SCR N LVL	EPA TAP SCR N LVL	EPA TAP SCR N LVL	EPA TAP SCR N LVL	NMGS	NMGS	NMGS	NMGS	NMGS	NM LVSTK WTR STD	NM LVSTK WTR STD	NM LVSTK WTR STD	NMED Rad Prot		
			Fld Prep Code																		F	F	F	F	UF	F	UF			
			Scr Lvl Uom	pCi/L	µg/L	pCi/L	µg/L	mg/L	pCi/L	mg/L	mg/L	pCi/L	mg/L		mg/L	mg/L	mg/L	mg/L	mg/L	mg/L	mg/L	pCi/L	mg/L	mg/L		mg/L	mg/L	mg/L	pCi/L	pCi/L
			Risk Code													N		C	N											
HEXP	Tetryl	479-45-8		—	—	—	—	—	—	—	—	—	—	—	—	—	—	—	—	—	—	—	—	—	—	—	—	—		
HEXP	Trinitrobenzene[1,3,5-]	99-35-4		—	—	—	—	—	—	—	—	—	—	—	—	—	—	—	—	—	—	—	—	—	—	—	—	—		
HEXP	Trinitrotoluene[2,4,6-]	118-96-7		—	—	—	—	—	—	—	—	—	—	—	—	—	—	—	—	—	—	—	—	—	—	—	—	—		
METALS	Aluminum	Al		—	—	—	—	—	—	—	—	50	—	—	—	—	—	—	—	—	—	—	—	—	—	—	—	—		
METALS	Antimony	Sb		—	—	—	—	—	—	6	—	—	—	—	—	—	—	—	—	—	—	—	—	—	—	—	—	—		
METALS	Arsenic	As		—	—	—	—	—	—	10	—	—	—	—	—	—	—	—	—	—	—	—	—	—	—	—	—	—		
METALS	Barium	Ba		—	—	—	—	—	—	2000	—	—	—	—	—	—	—	—	—	—	—	—	—	—	—	—	—	—		
METALS	Beryllium	Be		—	—	—	—	—	—	4	—	—	—	—	—	—	—	—	—	—	—	—	—	—	—	—	—	—		
METALS	Boron	B		—	—	—	—	—	—	—	—	—	—	—	—	—	—	—	—	—	—	—	—	—	—	—	—	—		
METALS	Cadmium	Cd		—	—	—	—	—	—	5	—	—	—	—	—	—	—	—	—	—	—	—	—	—	—	—	—	—		
METALS	Chromium	Cr		—	—	—	—	—	—	100	—	—	—	—	—	—	—	—	—	—	—	—	—	—	—	—	—	—		
METALS	Chromium hexavalent ion	Cr(VI)		—	—	—	—	—	—	100	—	—	—	—	0.11	—	—	—	—	—	—	—	—	—	—	—	—	—		
METALS	Cobalt	Co		—	—	—	—	—	—	—	—	—	—	—	—	—	—	—	—	—	—	—	—	—	—	—	—	—		
METALS	Copper	Cu		—	—	—	—	—	—	1300	—	—	1000	—	—	—	—	—	—	—	—	—	—	—	—	—	—	—		
METALS	Iron	Fe		—	—	—	—	—	—	—	—	—	300	—	—	—	—	—	—	—	—	—	—	—	—	—	—	—		
METALS	Lead	Pb		—	—	—	—	—	—	15	—	—	15	—	—	—	—	—	—	—	—	—	—	—	—	—	—	—		
METALS	Lithium	Li		—	—	—	—	—	—	—	—	—	—	—	—	—	—	—	—	—	—	—	—	—	—	—	—	—		
METALS	Manganese	Mn		—	—	—	—	—	—	—	—	—	50	—	—	—	—	—	—	—	—	—	—	—	—	—	—	—		
METALS	Mercury	Hg		—	—	—	—	—	—	2	—	—	—	—	—	—	—	—	—	—	—	—	—	—	—	—	—	—		
METALS	Molybdenum	Mo		—	—	—	—	—	—	—	—	—	—	—	—	—	—	—	—	—	—	—	—	—	—	—	—	—		
METALS	Nickel	Ni		—	—	—	—	—	—	100	—	—	—	—	—	—	—	—	—	—	—	—	—	—	—	—	—	—		
METALS	Selenium	Se		—	—	—	—	—	—	50	—	—	—	—	—	—	—	—	—	—	—	—	—	—	—	—	—	—		
METALS	Silver	Ag		—	—	—	—	—	—	—	—	—	100	—	—	—	—	—	—	—	—	—	—	—	—	—	—	—		
METALS	Strontium	Sr		—	—	—	—	—	—	—	—	—	25000	—	—	—	—	—	—	—	—	—	—	—	—	—	—	—		
METALS	Thallium	Tl		—	—	—	—	—	—	2	—	—	—	—	—	—	—	—	—	—	—	—	—	—	—	—	—	—		
METALS	Tin	Sn		—	—	—	—	—	—	—	—	—	—	—	—	—	—	—	—	—	—	—	—	—	—	—	—	—		
METALS	Uranium	U		—	800	—	30	—	—	30	—	—	—	—	—	—	—	—	—	—	—	—	—	—	—	—	—	—		
METALS	Uranium-235	U-235		600	—	24	—	—	—	—	—	—	—	—	—	—	—	—	—	—	—	—	—	—	—	—	—	300		
METALS	Uranium-238	U-238		600	—	24	—	—	—	—	—	—	—	—	—	—	—	—	—	—	—	—	—	—	—	—	—	300		
METALS	Vanadium	V		—	—	—	—	—	—	—	—	—	80	—	—	—	—	—	—	—	—	—	—	—	—	—	—	—		
METALS	Zinc	Zn		—	—	—	—	—	—	—	—	—	5000	—	—	—	—	—	—	—	—	—	—	—	—	—	—	—		
PEST/PCB	Aldrin	309-00-2		—	—	—	—	—	—	—	—	—	—	—	—	—	—	—	—	—	—	—	—	—	—	—	—	—		

Table D-2 (continued)

Anyl Suite Code	Analyte Desc	Analyte Code	Lvl Type Code	DOE DCG	DOE DCG	DOE DW DCG	DOE DW DCG	EPA MCL	EPA MCL	EPA MCL	EPA SEC DW LVL	EPA SEC DW LVL	EPA SEC DW LVL	EPA SEC DW LVL	EPA TAP SCR N LVL	EPA TAP SCR N LVL	EPA TAP SCR N LVL	EPA TAP SCR N LVL	EPA TAP SCR N LVL	NMGS	NMGS	NMGS	NMGS	NMGS	NM LVSTK WTR STD	NM LVSTK WTR STD	NM LVSTK WTR STD	NMED Rad Prot		
			Fld Prep Code																		F	F	F	F	UF	F	UF			
			Scr Lvl Uom	pCi/L	µg/L	pCi/L	µg/L	mg/L	pCi/L	mg/L	mg/L	pCi/L	mg/L		mg/L	mg/L	mg/L	mg/L	mg/L	mg/L	mg/L	pCi/L	mg/L	mg/L		mg/L	mg/L	mg/L	pCi/L	pCi/L
			Risk Code													N		C	N											
PEST/PCB	Aroclor-1016	12674-11-2		—	—	—	—	—	—	0.5	—	—	—	—	—	—	0.96	—	—	—	—	—	—	1	—	—	—	—		
PEST/PCB	Aroclor-1221	11104-28-2		—	—	—	—	—	—	0.5	—	—	—	—	—	—	0.0336	—	—	—	—	—	—	1	—	—	—	—		
PEST/PCB	Aroclor-1232	11141-16-5		—	—	—	—	—	—	0.5	—	—	—	—	—	—	0.0336	—	—	—	—	—	—	1	—	—	—	—		
PEST/PCB	Aroclor-1242	53469-21-9		—	—	—	—	—	—	0.5	—	—	—	—	—	—	0.0336	—	—	—	—	—	—	1	—	—	—	—		
PEST/PCB	Aroclor-1248	12672-29-6		—	—	—	—	—	—	0.5	—	—	—	—	—	—	0.0336	—	—	—	—	—	—	1	—	—	—	—		
PEST/PCB	Aroclor-1254	11097-69-1		—	—	—	—	—	—	0.5	—	—	—	—	—	—	0.0336	—	—	—	—	—	—	1	—	—	—	—		
PEST/PCB	Aroclor-1260	11096-82-5		—	—	—	—	—	—	0.5	—	—	—	—	—	—	0.0336	—	—	—	—	—	—	1	—	—	—	—		
PEST/PCB	Aroclor-1262	37324-23-5		—	—	—	—	—	—	0.5	—	—	—	—	—	—	—	—	—	—	—	—	—	1	—	—	—	—		
PEST/PCB	BHC[alpha-]	319-84-6		—	—	—	—	—	—	—	—	—	—	—	—	—	0.0107	—	—	—	—	—	—	—	—	—	—	—		
PEST/PCB	BHC[beta-]	319-85-7		—	—	—	—	—	—	—	—	—	—	—	—	—	0.0374	—	—	—	—	—	—	—	—	—	—	—		
PEST/PCB	BHC[gamma-]	58-89-9		—	—	—	—	—	—	0.2	—	—	—	—	—	—	0.0517	—	—	—	—	—	—	—	—	—	—	—		
PEST/PCB	Chlordane(alpha/gamma)	57-74-9		—	—	—	—	—	—	2	—	—	—	—	—	—	0.192	—	—	—	—	—	—	—	—	—	—	—		
PEST/PCB	DDD[4,4'-]	72-54-8		—	—	—	—	—	—	—	—	—	—	—	—	—	0.28	—	—	—	—	—	—	—	—	—	—	—		
PEST/PCB	DDE[4,4'-]	72-55-9		—	—	—	—	—	—	—	—	—	—	—	—	—	0.198	—	—	—	—	—	—	—	—	—	—	—		
PEST/PCB	DDT[4,4'-]	50-29-3		—	—	—	—	—	—	—	—	—	—	—	—	—	0.198	—	—	—	—	—	—	—	—	—	—	—		
PEST/PCB	D[2,4-]	94-75-7		—	—	—	—	—	—	70	—	—	—	—	—	—	—	365	—	—	—	—	—	—	—	—	—	—		
PEST/PCB	Dieldrin	60-57-1		—	—	—	—	—	—	—	—	—	—	—	—	—	0.0042	—	—	—	—	—	—	—	—	—	—	—		
PEST/PCB	Endrin	72-20-8		—	—	—	—	—	—	2	—	—	—	—	—	—	—	11	—	—	—	—	—	—	—	—	—	—		
PEST/PCB	Heptachlor	76-44-8		—	—	—	—	—	—	0.4	—	—	—	—	—	—	0.0149	—	—	—	—	—	—	—	—	—	—	—		
PEST/PCB	Heptachlor Epoxide	1024-57-3		—	—	—	—	—	—	0.2	—	—	—	—	—	—	0.00739	—	—	—	—	—	—	—	—	—	—	—		
PEST/PCB	Hexachlorodibenzodioxin [1,2,3,7,8,9-]	19408-74-3		—	—	—	—	—	—	—	—	—	—	—	—	—	0.0000108	—	—	—	—	—	—	—	—	—	—	—		
PEST/PCB	Methoxychlor[4,4'-]	72-43-5		—	—	—	—	—	—	40	—	—	—	—	—	—	—	183	—	—	—	—	—	—	—	—	—	—		
PEST/PCB	TP[2,4,5-]	93-72-1		—	—	—	—	—	—	50	—	—	—	—	—	—	—	292	—	—	—	—	—	—	—	—	—	—		
PEST/PCB	Toxaphene (Technical Grade)	8001-35-2		—	—	—	—	—	—	3	—	—	—	—	—	—	0.0611	—	—	—	—	—	—	—	—	—	—	—		
RAD	Americium-241	Am-241		30	—	1.2	—	—	—	—	—	—	—	—	—	—	—	—	—	—	—	—	—	—	—	—	—	20		
RAD	Cesium-137	Cs-137		3000	—	120	—	—	—	—	—	—	—	—	—	—	—	—	—	—	—	—	—	—	—	—	—	1000		
RAD	Cobalt-60	Co-60		5000	—	200	—	—	—	—	—	—	—	—	—	—	—	—	—	—	—	—	—	—	—	—	—	3000		
RAD	Gross alpha	GROSSA		30	—	—	—	—	15	—	—	—	—	—	—	—	—	—	—	—	—	—	—	—	—	—	15	—		
RAD	Gross beta	GROSSB		1000	—	—	—	—	—	—	50	—	—	—	—	—	—	—	—	—	—	—	—	—	—	—	—	—		
RAD	Neptunium-237	Np-237		30	—	1.2	—	—	—	—	—	—	—	—	—	—	—	—	—	—	—	—	—	—	—	—	—	20		
RAD	Plutonium-238	Pu-238		40	—	1.6	—	—	—	—	—	—	—	—	—	—	—	—	—	—	—	—	—	—	—	—	—	20		

Table D-2 (continued)

Anyl Suite Code	Analyte Desc	Analyte Code	Lvl Type Code	DOE DCG	DOE DCG	DOE DW DCG	DOE DW DCG	EPA MCL	EPA MCL	EPA MCL	EPA SEC DW LVL	EPA SEC DW LVL	EPA SEC DW LVL	EPA SEC DW LVL	EPA TAP SCR N LVL	EPA TAP SCR N LVL	EPA TAP SCR N LVL	EPA TAP SCR N LVL	EPA TAP SCR N LVL	NMGS	NMGS	NMGS	NMGS	NMGS	NM LVSTK WTR STD	NM LVSTK WTR STD	NM LVSTK WTR STD	NMED Rad Prot		
			Fld Prep Code																		F	F	F	F	UF	F	UF			
			Scr Lvl Uom	pCi/L	µg/L	pCi/L	µg/L	mg/L	pCi/L	mg/L	mg/L	pCi/L	mg/L		mg/L	mg/L	mg/L	mg/L	mg/L	mg/L	mg/L	pCi/L	mg/L	mg/L		mg/L	mg/L	mg/L	pCi/L	pCi/L
			Risk Code													N		C	N											
RAD	Plutonium-239/240	Pu-239,240		30	—	1.2	—	—	—	—	—	—	—	—	—	—	—	—	—	—	—	—	—	—	—	—	20			
RAD	Potassium-40	K-40		7000	—	280	—	—	—	—	—	—	—	—	—	—	—	—	—	—	—	—	—	—	—	—	4000			
RAD	Radium-226	Ra-226		100	—	4	—	—	5	—	—	—	—	—	—	—	—	—	—	30	—	—	—	—	—	—	60			
RAD	Radium-228	Ra-228		100	—	4	—	—	5	—	—	—	—	—	—	—	—	—	—	30	—	—	—	—	—	—	60			
RAD	Sodium-22	Na-22		10000	—	400	—	—	—	—	—	—	—	—	—	—	—	—	—	—	—	—	—	—	—	—	6000			
RAD	Strontium-90	Sr-90		1000	—	40	—	—	8	—	—	—	—	—	—	—	—	—	—	—	—	—	—	—	—	—	500			
RAD	Technetium-99	Tc-99		100000	—	4000	—	—	—	—	—	—	—	—	—	—	—	—	—	—	—	—	—	—	—	—	—			
RAD	Tritium	H-3		2000000	—	80000	—	—	20000	—	—	—	—	—	—	—	—	—	—	—	—	—	—	—	—	20000	1000000			
RAD	Uranium	U		—	800	—	30	—	—	30	—	—	—	—	—	—	—	—	—	—	30	—	—	—	—	—	—			
RAD	Uranium-234	U-234		500	—	20	—	—	—	—	—	—	—	—	—	—	—	—	—	—	—	—	—	—	—	—	300			
RAD	Uranium-235	U-235		600	—	24	—	—	—	—	—	—	—	—	—	—	—	—	—	—	—	—	—	—	—	—	300			
RAD	Uranium-235/236	U-235,236		600	—	24	—	—	—	—	—	—	—	—	—	—	—	—	—	—	—	—	—	—	—	—	—			
RAD	Uranium-238	U-238		600	—	24	—	—	—	—	—	—	—	—	—	—	—	—	—	—	—	—	—	—	—	—	300			
SVOA	Acenaphthene	83-32-9		—	—	—	—	—	—	—	—	—	—	—	—	—	—	365	—	—	—	—	—	—	—	—	—			
SVOA	Acetophenone	98-86-2		—	—	—	—	—	—	—	—	—	—	—	—	—	—	3650	—	—	—	—	—	—	—	—	—			
SVOA	Alachlor	15972-60-8		—	—	—	—	—	2	—	—	—	—	—	—	—	0.835	—	—	—	—	—	—	—	—	—	—			
SVOA	Aldrin	309-00-2		—	—	—	—	—	—	—	—	—	—	—	—	—	0.00395	—	—	—	—	—	—	—	—	—	—			
SVOA	Aniline	62-53-3		—	—	—	—	—	—	—	—	—	—	—	—	—	11.8	—	—	—	—	—	—	—	—	—	—			
SVOA	Anthracene	120-12-7		—	—	—	—	—	—	—	—	—	—	—	—	—	—	1830	—	—	—	—	—	—	—	—	—			
SVOA	Atrazine	1912-24-9		—	—	—	—	—	3	—	—	—	—	—	—	—	0.303	—	—	—	—	—	—	—	—	—	—			
SVOA	Azobenzene	103-33-3		—	—	—	—	—	—	—	—	—	—	—	—	—	0.611	—	—	—	—	—	—	—	—	—	—			
SVOA	BHC[alpha-]	319-84-6		—	—	—	—	—	—	—	—	—	—	—	—	—	0.0107	—	—	—	—	—	—	—	—	—	—			
SVOA	BHC[beta-]	319-85-7		—	—	—	—	—	—	—	—	—	—	—	—	—	0.0374	—	—	—	—	—	—	—	—	—	—			
SVOA	BHC[gamma-]	58-89-9		—	—	—	—	—	0.2	—	—	—	—	—	—	—	0.0517	—	—	—	—	—	—	—	—	—	—			
SVOA	Benzidine	92-87-5		—	—	—	—	—	—	—	—	—	—	—	—	—	0.000292	—	—	—	—	—	—	—	—	—	—			
SVOA	Benzo(a)anthracene	56-55-3		—	—	—	—	—	—	—	—	—	—	—	—	—	0.0921	—	—	—	—	—	—	—	—	—	—			
SVOA	Benzo(a)pyrene	50-32-8		—	—	—	—	—	0.2	—	—	—	—	—	—	—	0.00921	—	—	—	—	—	—	—	—	—	—			
SVOA	Benzo(b)fluoranthene	205-99-2		—	—	—	—	—	—	—	—	—	—	—	—	—	0.0921	—	—	—	—	—	—	—	—	—	—			
SVOA	Benzo(k)fluoranthene	207-08-9		—	—	—	—	—	—	—	—	—	—	—	—	—	0.921	—	—	—	—	—	—	—	—	—	—			
SVOA	Benzoic Acid	65-85-0		—	—	—	—	—	—	—	—	—	—	—	—	—	—	146000	—	—	—	—	—	—	—	—	—			
SVOA	Benzyl Alcohol	100-51-6		—	—	—	—	—	—	—	—	—	—	—	—	—	—	11000	—	—	—	—	—	—	—	—	—			
SVOA	Bis(2-chloroethyl)ether	111-44-4		—	—	—	—	—	—	—	—	—	—	—	—	—	0.00978	—	—	—	—	—	—	—	—	—	—			

Table D-2 (continued)

Anyl Suite Code	Analyte Desc	Analyte Code	Lvl Type Code	DOE DCG	DOE DCG	DOE DW DCG	DOE DW DCG	EPA MCL	EPA MCL	EPA MCL	EPA SEC DW LVL	EPA SEC DW LVL	EPA SEC DW LVL	EPA SEC DW LVL	EPA TAP SCR N LVL	EPA TAP SCR N LVL	EPA TAP SCR N LVL	EPA TAP SCR N LVL	EPA TAP SCR N LVL	NMGS	NMGS	NMGS	NMGS	NMGS	NM LVSTK WTR STD	NM LVSTK WTR STD	NM LVSTK WTR STD	NMED Rad Prot		
			Fld Prep Code																		F	F	F	F	UF	F	UF			
			Scr Lvl Uom	pCi/L	µg/L	pCi/L	µg/L	mg/L	pCi/L	mg/L	mg/L	pCi/L	mg/L		mg/L	mg/L	mg/L	mg/L	mg/L	mg/L	mg/L	pCi/L	mg/L	mg/L		mg/L	mg/L	mg/L	pCi/L	pCi/L
			Risk Code													N		C	N											
SVOA	Bis(2-ethylhexyl) adipate	103-23-1		—	—	—	—	—	—	400	—	—	—	—	—	—	56	—	—	—	—	—	—	—	—	—	—	—		
SVOA	Bis(2-ethylhexyl)phthalate	117-81-7		—	—	—	—	—	—	6	—	—	—	—	—	—	4.8	—	—	—	—	—	—	—	—	—	—	—		
SVOA	Butanol[1-]	71-36-3		—	—	—	—	—	—	—	—	—	—	—	—	—	—	3650	—	—	—	—	—	—	—	—	—	—		
SVOA	Butylbenzylphthalate	85-68-7		—	—	—	—	—	—	—	—	—	—	—	—	—	—	7300	—	—	—	—	—	—	—	—	—	—		
SVOA	Carbazole	86-74-8		—	—	—	—	—	—	—	—	—	—	—	—	—	3.36	—	—	—	—	—	—	—	—	—	—	—		
SVOA	Chlordane (Technical Grade)	12789-03-6		—	—	—	—	—	—	2	—	—	—	—	—	—	—	—	—	—	—	—	—	—	—	—	—	—		
SVOA	Chloroaniline[4-]	106-47-8		—	—	—	—	—	—	—	—	—	—	—	—	—	—	146	—	—	—	—	—	—	—	—	—	—		
SVOA	Chlorodibromomethane	124-48-1		—	—	—	—	—	—	—	—	—	—	—	—	—	0.133	—	—	—	—	—	—	—	—	—	—	—		
SVOA	Chloronaphthalene[2-]	91-58-7		—	—	—	—	—	—	—	—	—	—	—	—	—	—	487	—	—	—	—	—	—	—	—	—	—		
SVOA	Chlorophenol[2-]	95-57-8		—	—	—	—	—	—	—	—	—	—	—	—	—	—	30.4	—	—	—	—	—	—	—	—	—	—		
SVOA	Chrysene	218-01-9		—	—	—	—	—	—	0.2	—	—	—	—	—	—	9.21	—	—	—	—	—	—	—	—	—	—	—		
SVOA	DDD[4,4'-]	72-54-8		—	—	—	—	—	—	—	—	—	—	—	—	—	0.28	—	—	—	—	—	—	—	—	—	—	—		
SVOA	DDE[4,4'-]	72-55-9		—	—	—	—	—	—	—	—	—	—	—	—	—	0.198	—	—	—	—	—	—	—	—	—	—	—		
SVOA	DDT[4,4'-]	50-29-3		—	—	—	—	—	—	—	—	—	—	—	—	—	0.198	—	—	—	—	—	—	—	—	—	—	—		
SVOA	Di-n-butylphthalate	84-74-2		—	—	—	—	—	—	—	—	—	—	—	—	—	—	3650	—	—	—	—	—	—	—	—	—	—		
SVOA	Di-n-octylphthalate	117-84-0		—	—	—	—	—	—	—	—	—	—	—	—	—	—	1460	—	—	—	—	—	—	—	—	—	—		
SVOA	Dibenz(a,h)anthracene	53-70-3		—	—	—	—	—	—	—	—	—	—	—	—	—	0.00921	—	—	—	—	—	—	—	—	—	—	—		
SVOA	Dibenzofuran	132-64-9		—	—	—	—	—	—	—	—	—	—	—	—	—	—	12.2	—	—	—	—	—	—	—	—	—	—		
SVOA	Dichlorobenzene[1,2-]	95-50-1		—	—	—	—	—	—	600	—	—	—	—	—	—	—	49.3	—	—	—	—	—	—	—	—	—	—		
SVOA	Dichlorobenzene[1,3-]	541-73-1		—	—	—	—	—	—	600	—	—	—	—	—	—	—	16.4	—	—	—	—	—	—	—	—	—	—		
SVOA	Dichlorobenzene[1,4-]	106-46-7		—	—	—	—	—	—	75	—	—	—	—	—	—	0.467	—	—	—	—	—	—	—	—	—	—	—		
SVOA	Dichlorobenzidine[3,3'-]	91-94-1		—	—	—	—	—	—	—	—	—	—	—	—	—	0.149	—	—	—	—	—	—	—	—	—	—	—		
SVOA	Dichlorophenol[2,4-]	120-83-2		—	—	—	—	—	—	—	—	—	—	—	—	—	—	110	—	—	—	—	—	—	—	—	—	—		
SVOA	Dieldrin	60-57-1		—	—	—	—	—	—	—	—	—	—	—	—	—	0.0042	—	—	—	—	—	—	—	—	—	—	—		
SVOA	Diethyl Ether	60-29-7		—	—	—	—	—	—	—	—	—	—	—	—	—	—	1220	—	—	—	—	—	—	—	—	—	—		
SVOA	Diethylphthalate	84-66-2		—	—	—	—	—	—	—	—	—	—	—	—	—	—	29200	—	—	—	—	—	—	—	—	—	—		
SVOA	Dimethyl Phthalate	131-11-3		—	—	—	—	—	—	—	—	—	—	—	—	—	—	365000	—	—	—	—	—	—	—	—	—	—		
SVOA	Dimethylphenol[2,4-]	105-67-9		—	—	—	—	—	—	—	—	—	—	—	—	—	—	730	—	—	—	—	—	—	—	—	—	—		
SVOA	Dinitrophenol[2,4-]	51-28-5		—	—	—	—	—	—	—	—	—	—	—	—	—	—	73	—	—	—	—	—	—	—	—	—	—		
SVOA	Dinitrotoluene[2,4-]	121-14-2		—	—	—	—	—	—	—	—	—	—	—	—	—	—	73	—	—	—	—	—	—	—	—	—	—		
SVOA	Dinitrotoluene[2,6-]	606-20-2		—	—	—	—	—	—	—	—	—	—	—	—	—	—	36.5	—	—	—	—	—	—	—	—	—	—		

Table D-2 (continued)

Anyl Suite Code	Analyte Desc	Analyte Code	Lvl Type Code	DOE DCG	DOE DCG	DOE DW DCG	DOE DW DCG	EPA MCL	EPA MCL	EPA MCL	EPA SEC DW LVL	EPA SEC DW LVL	EPA SEC DW LVL	EPA SEC DW LVL	EPA TAP SCR N LVL	EPA TAP SCR N LVL	EPA TAP SCR N LVL	EPA TAP SCR N LVL	NMGS	NMGS	NMGS	NMGS	NMGS	NM LVSTK WTR STD	NM LVSTK WTR STD	NM LVSTK WTR STD	NMED Rad Prot			
				Fld Prep Code																	F	F	F	F	UF	F	UF			
				Scr Lvl Uom	pCi/L	µg/L	pCi/L	µg/L	mg/L	pCi/L	mg/L	mg/L	pCi/L	mg/L		mg/L	mg/L	mg/L	mg/L	mg/L	mg/L	mg/L	pCi/L	mg/L	mg/L	mg/L	mg/L	mg/L	pCi/L	pCi/L
				Risk Code													N		C	N										
SVOA	Dinoseb	88-85-7		—	—	—	—	—	—	7	—	—	—	—	—	—	—	—	36.5	—	—	—	—	—	—	—	—			
SVOA	Dioxane[1,4-]	123-91-1		—	—	—	—	—	—	—	—	—	—	—	—	—	—	—	6.11	—	—	—	—	—	—	—	—			
SVOA	Diphenylamine	122-39-4		—	—	—	—	—	—	—	—	—	—	—	—	—	—	—	913	—	—	—	—	—	—	—	—			
SVOA	Diphenylhydrazine[1,2-]	122-66-7		—	—	—	—	—	—	—	—	—	—	—	—	—	—	—	0.084	—	—	—	—	—	—	—	—			
SVOA	Endrin	72-20-8		—	—	—	—	—	—	2	—	—	—	—	—	—	—	—	11	—	—	—	—	—	—	—	—			
SVOA	Fluoranthene	206-44-0		—	—	—	—	—	—	—	—	—	—	—	—	—	—	—	1460	—	—	—	—	—	—	—	—			
SVOA	Fluorene	86-73-7		—	—	—	—	—	—	—	—	—	—	—	—	—	—	—	243	—	—	—	—	—	—	—	—			
SVOA	Heptachlor	76-44-8		—	—	—	—	—	—	0.4	—	—	—	—	—	—	—	—	0.0149	—	—	—	—	—	—	—	—			
SVOA	Heptachlor Epoxide	1024-57-3		—	—	—	—	—	—	0.2	—	—	—	—	—	—	—	—	0.00739	—	—	—	—	—	—	—	—			
SVOA	Hexachlorobenzene	118-74-1		—	—	—	—	—	—	1	—	—	—	—	—	—	—	—	0.042	—	—	—	—	—	—	—	—			
SVOA	Hexachlorobutadiene	87-68-3		—	—	—	—	—	—	—	—	—	—	—	—	—	—	—	0.862	—	—	—	—	—	—	—	—			
SVOA	Hexachlorocyclopentadiene	77-47-4		—	—	—	—	—	—	50	—	—	—	—	—	—	—	—	219	—	—	—	—	—	—	—	—			
SVOA	Hexachloroethane	67-72-1		—	—	—	—	—	—	—	—	—	—	—	—	—	—	—	4.8	—	—	—	—	—	—	—	—			
SVOA	Indeno(1,2,3-cd)pyrene	193-39-5		—	—	—	—	—	—	—	—	—	—	—	—	—	—	—	0.0921	—	—	—	—	—	—	—	—			
SVOA	Isophorone	78-59-1		—	—	—	—	—	—	—	—	—	—	—	—	—	—	—	70.8	—	—	—	—	—	—	—	—			
SVOA	Methoxychlor[4,4'-]	72-43-5		—	—	—	—	—	—	40	—	—	—	—	—	—	—	—	183	—	—	—	—	—	—	—	—			
SVOA	Methylphenol[2-]	95-48-7		—	—	—	—	—	—	—	—	—	—	—	—	—	—	—	1830	—	—	—	—	—	—	—	—			
SVOA	Methylphenol[3-]	108-39-4		—	—	—	—	—	—	—	—	—	—	—	—	—	—	—	1830	—	—	—	—	—	—	—	—			
SVOA	Methylphenol[4-]	106-44-5		—	—	—	—	—	—	—	—	—	—	—	—	—	—	—	183	—	—	—	—	—	—	—	—			
SVOA	Metolacolor	51218-45-2		—	—	—	—	—	—	—	—	—	—	—	—	—	—	—	5480	—	—	—	—	—	—	—	—			
SVOA	Naphthalene	91-20-3		—	—	—	—	—	—	—	—	—	—	—	—	—	—	—	6.2	—	—	—	—	—	30	—	—			
SVOA	Nitroaniline[2-]	88-74-4		—	—	—	—	—	—	—	—	—	—	—	—	—	—	—	110	—	—	—	—	—	—	—	—			
SVOA	Nitrobenzene	98-95-3		—	—	—	—	—	—	—	—	—	—	—	—	—	—	—	3.4	—	—	—	—	—	—	—	—			
SVOA	Nitrophenol[4-]	100-02-7		—	—	—	—	—	—	—	—	—	—	—	—	—	—	—	292	—	—	—	—	—	—	—	—			
SVOA	Nitroso-di-n-butylamine [N-]	924-16-3		—	—	—	—	—	—	—	—	—	—	—	—	—	—	—	0.00201	—	—	—	—	—	—	—	—			
SVOA	Nitroso-di-n-propylamine[N-]	621-64-7		—	—	—	—	—	—	—	—	—	—	—	—	—	—	—	0.0096	—	—	—	—	—	—	—	—			
SVOA	Nitrosodiethylamine[N-]	55-18-5		—	—	—	—	—	—	—	—	—	—	—	—	—	—	—	0.000448	—	—	—	—	—	—	—	—			
SVOA	Nitrosodimethylamine[N-]	62-75-9		—	—	—	—	—	—	—	—	—	—	—	—	—	—	—	0.00132	—	—	—	—	—	—	—	—			
SVOA	Nitrosodiphenylamine[N-]	86-30-6		—	—	—	—	—	—	—	—	—	—	—	—	—	—	—	13.7	—	—	—	—	—	—	—	—			
SVOA	Nitrosopyrrolidine[N-]	930-55-2		—	—	—	—	—	—	—	—	—	—	—	—	—	—	—	0.032	—	—	—	—	—	—	—	—			

Table D-2 (continued)

Anyl Suite Code	Analyte Desc	Analyte Code	Lvl Type Code	DOE DCG	DOE DCG	DOE DW DCG	DOE DW DCG	EPA MCL	EPA MCL	EPA MCL	EPA SEC DW LVL	EPA SEC DW LVL	EPA SEC DW LVL	EPA SEC DW LVL	EPA TAP SCR N LVL	EPA TAP SCR N LVL	EPA TAP SCR N LVL	EPA TAP SCR N LVL	EPA TAP SCR N LVL	NMGS	NMGS	NMGS	NMGS	NMGS	NM LVSTK WTR STD	NM LVSTK WTR STD	NM LVSTK WTR STD	NMED Rad Prot		
				Fld Prep Code																		F	F	F	F	UF	F	UF		
				Scr Lvl Uom	pCi/L	µg/L	pCi/L	µg/L	mg/L	pCi/L	mg/L	mg/L	pCi/L	mg/L		mg/L	mg/L	mg/L	mg/L	mg/L	mg/L	mg/L	pCi/L	mg/L	mg/L		mg/L	mg/L	mg/L	pCi/L
				Risk Code												N		C	N											
SVOA	Pentachlorobenzene	608-93-5		—	—	—	—	—	—	—	—	—	—	—	—	—	—	29.2	—	—	—	—	—	—	—	—	—			
SVOA	Pentachlorophenol	87-86-5		—	—	—	—	—	—	1	—	—	—	—	—	—	0.56	—	—	—	—	—	—	—	—	—	—			
SVOA	Phenanthrene	85-01-8		—	—	—	—	—	—	—	—	—	—	—	—	—	—	—	13.7	—	—	—	—	—	—	—	—			
SVOA	Phenol	108-95-2		—	—	—	—	—	—	—	—	—	—	—	—	—	—	11000	—	—	—	—	—	5	—	—	—			
SVOA	Propachlor	1918-16-7		—	—	—	—	—	—	—	—	—	—	—	—	—	—	475	—	—	—	—	—	—	—	—	—			
SVOA	Pyrene	129-00-0		—	—	—	—	—	—	—	—	—	—	—	—	—	—	183	—	—	—	—	—	—	—	—	—			
SVOA	Pyridine	110-86-1		—	—	—	—	—	—	—	—	—	—	—	—	—	—	36.5	—	—	—	—	—	—	—	—	—			
SVOA	Simazine	122-34-9		—	—	—	—	—	—	4	—	—	—	—	—	—	0.56	—	—	—	—	—	—	—	—	—	—			
SVOA	Tetrachlorobenzene [1,2,4,5-]	95-94-3		—	—	—	—	—	—	0.00003	—	—	—	—	—	—	—	11	—	—	—	—	—	—	—	—	—			
SVOA	Tetrachlorodibenzodioxin [2,3,7,8-]	1746-01-6		—	—	—	—	—	—	0.00003	—	—	—	—	—	—	0.000000448	—	—	—	—	—	—	—	—	—	—			
SVOA	Tetrachlorophenol [2,3,4,6-]	58-90-2		—	—	—	—	—	—	5	—	—	—	—	—	—	—	1100	—	—	—	—	—	—	—	—	—			
SVOA	Toxaphene (Technical Grade)	8001-35-2		—	—	—	—	—	—	3	—	—	—	—	—	—	0.0611	—	—	—	—	—	—	—	—	—	—			
SVOA	Trichlorobenzene [1,2,4-]	120-82-1		—	—	—	—	—	—	70	—	—	—	—	—	—	—	8.16	—	—	—	—	—	—	—	—	—			
SVOA	Trichlorophenol [2,4,5-]	95-95-4		—	—	—	—	—	—	—	—	—	—	—	—	—	—	3650	—	—	—	—	—	—	—	—	—			
SVOA	Trichlorophenol [2,4,6-]	88-06-2		—	—	—	—	—	—	—	—	—	—	—	—	—	6.11	—	—	—	—	—	—	—	—	—	—			
VOA	Acetone	67-64-1		—	—	—	—	—	—	—	—	—	—	—	—	—	—	32900	—	—	—	—	—	—	—	—	—			
VOA	Acrolein	107-02-8		—	—	—	—	—	—	—	—	—	—	—	—	—	—	0.0416	—	—	—	—	—	—	—	—	—			
VOA	Acrylonitrile	107-13-1		—	—	—	—	—	—	—	—	—	—	—	—	—	0.0389	—	—	—	—	—	—	—	—	—	—			
VOA	Benzene	71-43-2		—	—	—	—	—	—	5	—	—	—	—	—	—	0.354	—	—	—	—	—	—	10	—	—	—			
VOA	Bromobenzene	108-86-1		—	—	—	—	—	—	—	—	—	—	—	—	—	—	23.3	—	—	—	—	—	—	—	—	—			
VOA	Bromodichloromethane	75-27-4		—	—	—	—	—	—	—	—	—	—	—	—	—	0.181	—	—	—	—	—	—	—	—	—	—			
VOA	Bromoform	75-25-2		—	—	—	—	—	—	—	—	—	—	—	—	—	8.51	—	—	—	—	—	—	—	—	—	—			
VOA	Bromomethane	74-83-9		—	—	—	—	—	—	—	—	—	—	—	—	—	—	8.66	—	—	—	—	—	—	—	—	—			
VOA	Butanone[2-]	78-93-3		—	—	—	—	—	—	—	—	—	—	—	—	—	—	7060	—	—	—	—	—	—	—	—	—			
VOA	Butylbenzene[n-]	104-51-8		—	—	—	—	—	—	—	—	—	—	—	—	—	—	60.8	—	—	—	—	—	—	—	—	—			
VOA	Butylbenzene[sec-]	135-98-8		—	—	—	—	—	—	—	—	—	—	—	—	—	—	60.8	—	—	—	—	—	—	—	—	—			
VOA	Butylbenzene[tert-]	98-06-6		—	—	—	—	—	—	—	—	—	—	—	—	—	—	60.8	—	—	—	—	—	—	—	—	—			
VOA	Carbon Disulfide	75-15-0		—	—	—	—	—	—	—	—	—	—	—	—	—	—	1040	—	—	—	—	—	—	—	—	—			
VOA	Carbon Tetrachloride	56-23-5		—	—	—	—	—	—	5	—	—	—	—	—	—	0.171	—	—	—	—	—	—	10	—	—	—			

Table D-2 (continued)

Anyl Suite Code	Analyte Desc	Analyte Code	Lvl Type Code	DOE DCG	DOE DCG	DOE DW DCG	DOE DW DCG	EPA MCL	EPA MCL	EPA MCL	EPA SEC DW LVL	EPA SEC DW LVL	EPA SEC DW LVL	EPA SEC DW LVL	EPA TAP SCR N LVL	EPA TAP SCR N LVL	EPA TAP SCR N LVL	EPA TAP SCR N LVL	EPA TAP SCR N LVL	NMGS	NMGS	NMGS	NMGS	NMGS	NM LVSTK WTR STD	NM LVSTK WTR STD	NM LVSTK WTR STD	NMED Rad Prot				
				Fld Prep Code																		F	F	F	F	UF	F	UF				
				Scr Lvl Uom	pCi/L	µg/L	pCi/L	µg/L	mg/L	pCi/L	mg/L	mg/L	pCi/L	mg/L		mg/L	mg/L	mg/L	mg/L	mg/L	mg/L	mg/L	mg/L	pCi/L	mg/L	mg/L	mg/L	mg/L	mg/L	mg/L	pCi/L	pCi/L
				Risk Code												N		C	N													
VOA	Chloro-1,3-butadiene[2-]	126-99-8		—	—	—	—	—	—	—	—	—	—	—	—	—	—	14.3	—	—	—	—	—	—	—	—	—	—	—			
VOA	Chloro-1-propene[3-]	107-05-1		—	—	—	—	—	—	—	—	—	—	—	—	—	—	1830	—	—	—	—	—	—	—	—	—	—	—			
VOA	Chlorobenzene	108-90-7		—	—	—	—	—	—	100	—	—	—	—	—	—	—	107	—	—	—	—	—	—	—	—	—	—	—			
VOA	Chlorodibromomethane	124-48-1		—	—	—	—	—	—	—	—	—	—	—	—	—	0.133	—	—	—	—	—	—	—	—	—	—	—	—			
VOA	Chloroethane	75-00-3		—	—	—	—	—	—	—	—	—	—	—	—	—	3.86	—	—	—	—	—	—	—	—	—	—	—	—			
VOA	Chloroform	67-66-3		—	—	—	—	—	—	80	—	—	—	—	—	—	—	74.7	—	—	—	—	—	—	—	—	—	—	—			
VOA	Chlorotoluene[2-]	95-49-8		—	—	—	—	—	—	—	—	—	—	—	—	—	—	122	—	—	—	—	—	—	—	—	—	—	—			
VOA	Dibromo-3-Chloropropane[1,2-]	96-12-8		—	—	—	—	—	—	0.2	—	—	—	—	—	—	0.0476	—	—	—	—	—	—	—	—	—	—	—	—			
VOA	Dibromoethane[1,2-]	106-93-4		—	—	—	—	—	—	0.05	—	—	—	—	—	—	0.0056	—	—	—	—	—	—	—	—	—	—	—	—			
VOA	Dibromomethane	74-95-3		—	—	—	—	—	—	—	—	—	—	—	—	—	—	60.8	—	—	—	—	—	—	—	—	—	—	—			
VOA	Dichlorobenzene[1,2-]	95-50-1		—	—	—	—	—	—	600	—	—	—	—	—	—	—	49.3	—	—	—	—	—	—	—	—	—	—	—			
VOA	Dichlorobenzene[1,3-]	541-73-1		—	—	—	—	—	—	600	—	—	—	—	—	—	—	16.4	—	—	—	—	—	—	—	—	—	—	—			
VOA	Dichlorobenzene[1,4-]	106-46-7		—	—	—	—	—	—	75	—	—	—	—	—	—	0.467	—	—	—	—	—	—	—	—	—	—	—	—			
VOA	Dichlorodifluoromethane	75-71-8		—	—	—	—	—	—	—	—	—	—	—	—	—	—	395	—	—	—	—	—	—	—	—	—	—	—			
VOA	Dichloroethane[1,1-]	75-34-3		—	—	—	—	—	—	—	—	—	—	—	—	—	—	811	—	—	—	—	—	—	—	—	—	—	—			
VOA	Dichloroethane[1,2-]	107-06-2		—	—	—	—	—	—	5	—	—	—	—	—	—	0.123	—	—	—	—	—	—	—	—	—	—	—	—			
VOA	Dichloroethene[1,1-]	75-35-4		—	—	—	—	—	—	7	—	—	—	—	—	—	—	339	—	—	—	—	—	—	—	—	—	—	—			
VOA	Dichloroethene[cis-1,2-]	156-59-2		—	—	—	—	—	—	70	—	—	—	—	—	—	—	60.8	—	—	—	—	—	—	—	—	—	—	—			
VOA	Dichloroethene[trans-1,2-]	156-60-5		—	—	—	—	—	—	100	—	—	—	—	—	—	—	122	—	—	—	—	—	—	—	—	—	—	—			
VOA	Dichloropropane[1,2-]	78-87-5		—	—	—	—	—	—	5	—	—	—	—	—	—	0.165	—	—	—	—	—	—	—	—	—	—	—	—			
VOA	Dichloropropene [cis/trans-1,3-]	542-75-6		—	—	—	—	—	—	—	—	—	—	—	—	—	0.395	—	—	—	—	—	—	—	—	—	—	—	—			
VOA	Dioxane[1,4-]	123-91-1		—	—	—	—	—	—	—	—	—	—	—	—	—	6.11	—	—	—	—	—	—	—	—	—	—	—	—			
VOA	Ethyl Methacrylate	97-63-2		—	—	—	—	—	—	—	—	—	—	—	—	—	—	548	—	—	—	—	—	—	—	—	—	—	—			
VOA	Ethylbenzene	100-41-4		—	—	—	—	—	—	700	—	—	—	—	—	—	—	1340	—	—	—	—	—	—	—	—	—	—	—			
VOA	Hexachlorobutadiene	87-68-3		—	—	—	—	—	—	—	—	—	—	—	—	—	0.862	—	—	—	—	—	—	—	—	—	—	—	—			
VOA	Isopropylbenzene	98-82-8		—	—	—	—	—	—	—	—	—	—	—	—	—	—	658	—	—	—	—	—	—	—	—	—	—	—			
VOA	Methacrylonitrile	126-98-7		—	—	—	—	—	—	—	—	—	—	—	—	—	—	1.04	—	—	—	—	—	—	—	—	—	—	—			
VOA	Methyl Methacrylate	80-62-6		—	—	—	—	—	—	—	—	—	—	—	—	—	—	1420	—	—	—	—	—	—	—	—	—	—	—			
VOA	Methyl tert-Butyl Ether	1634-04-4		—	—	—	—	—	—	—	—	—	—	—	—	—	6.23	—	—	—	—	—	—	—	—	—	—	—	—			
VOA	Methyl-1-propanol[2-]	78-83-1		—	—	—	—	—	—	—	—	—	—	—	—	—	—	1830	—	—	—	—	—	—	—	—	—	—	—			

Table D-2 (continued)

Anyl Suite Code	Analyte Desc	Analyte Code	Lvl Type Code	DOE DCG	DOE DCG	DOE DW DCG	DOE DW DCG	EPA MCL	EPA MCL	EPA MCL	EPA SEC DW LVL	EPA SEC DW LVL	EPA SEC DW LVL	EPA SEC DW LVL	EPA TAP SCR N LVL	EPA TAP SCR N LVL	EPA TAP SCR N LVL	EPA TAP SCR N LVL	EPA TAP SCR N LVL	NMGS	NMGS	NMGS	NMGS	NMGS	NM LVSTK WTR STD	NM LVSTK WTR STD	NM LVSTK WTR STD	NMED Rad Prot		
			Fld Prep Code																		F	F	F	F	UF	F	UF			
			Scr Lvl Uom	pCi/L	µg/L	pCi/L	µg/L	mg/L	pCi/L	mg/L	mg/L	pCi/L	mg/L		mg/L	mg/L	mg/L	mg/L	mg/L	mg/L	mg/L	pCi/L	mg/L	mg/L		mg/L	mg/L	mg/L	pCi/L	pCi/L
			Risk Code													N		C	N											
VOA	Methyl-2-pentanone[4-]	108-10-1		—	—	—	—	—	—	—	—	—	—	—	—	—	1990	—	—	—	—	—	—	—	—	—	—	—		
VOA	Methylene Chloride	75-09-2		—	—	—	—	—	—	5	—	—	—	—	—	—	4.28	—	—	—	—	—	—	—	—	—	—	—		
VOA	Naphthalene	91-20-3		—	—	—	—	—	—	—	—	—	—	—	—	—	6.2	—	—	—	—	—	—	—	—	—	—	—		
VOA	Propylbenzene[1-]	103-65-1		—	—	—	—	—	—	—	—	—	—	—	—	—	60.8	—	—	—	—	—	—	—	—	—	—	—		
VOA	Styrene	100-42-5		—	—	—	—	—	—	100	—	—	—	—	—	—	1640	—	—	—	—	—	—	—	—	—	—	—		
VOA	Tetrachloroethane [1,1,1,2-]	630-20-6		—	—	—	—	—	—	—	—	—	—	—	—	0.432	—	—	—	—	—	—	—	—	—	—	—	—		
VOA	Tetrachloroethane [1,1,2,2-]	79-34-5		—	—	—	—	—	—	—	—	—	—	—	—	0.0553	—	—	—	—	—	—	—	—	—	—	—	—		
VOA	Tetrachloroethene	127-18-4		—	—	—	—	—	—	5	—	—	—	—	—	0.105	—	—	—	—	—	—	—	—	—	—	—	—		
VOA	Tetrahydrofuran	109-99-9		—	—	—	—	—	—	—	—	—	—	—	—	8.85	—	—	—	—	—	—	—	—	—	—	—	—		
VOA	Toluene	108-88-3		—	—	—	—	—	—	1000	—	—	—	—	—	—	723	—	—	—	—	—	—	—	—	—	—	—		
VOA	Trichloro-1,2,2-trifluoroethane [1,1,2-]	76-13-1		—	—	—	—	—	—	—	—	—	—	—	—	—	59200	—	—	—	—	—	—	—	—	—	—	—		
VOA	Trichlorobenzene [1,2,4-]	120-82-1		—	—	—	—	—	—	70	—	—	—	—	—	—	8.16	—	—	—	—	—	—	—	—	—	—	—		
VOA	Trichloroethane [1,1,1-]	71-55-6		—	—	—	—	—	—	200	—	—	—	—	—	—	836	—	—	—	—	—	—	—	—	—	—	—		
VOA	Trichloroethane [1,1,2-]	79-00-5		—	—	—	—	—	—	5	—	—	—	—	—	0.2	—	—	—	—	—	—	—	—	—	—	—	—		
VOA	Trichloroethene	79-01-6		—	—	—	—	—	—	5	—	—	—	—	—	0.028	—	—	—	—	—	—	—	—	—	—	—	—		
VOA	Trichlorofluoromethane	75-69-4		—	—	—	—	—	—	5	—	—	—	—	—	—	1290	—	—	—	—	—	—	—	—	—	—	—		
VOA	Trichloropropane [1,2,3-]	96-18-4		—	—	—	—	—	—	—	—	—	—	—	—	0.0016	—	—	—	—	—	—	—	—	—	—	—	—		
VOA	Trimethylbenzene [1,2,4-]	95-63-6		—	—	—	—	—	—	—	—	—	—	—	—	—	12.4	—	—	—	—	—	—	—	—	—	—	—		
VOA	Trimethylbenzene[1,3,5-]	108-67-8		—	—	—	—	—	—	—	—	—	—	—	—	—	12.3	—	—	—	—	—	—	—	—	—	—	—		
VOA	Vinyl Chloride	75-01-4		—	—	—	—	—	—	2	—	—	—	—	—	0.0433	—	—	—	—	—	—	—	—	—	—	—	—		
VOA	Vinyl acetate	108-05-4		—	—	—	—	—	—	—	—	—	—	—	—	—	412	—	—	—	—	—	—	—	—	—	—	—		
VOA	Xylene (Total)	1330-20-7		—	—	—	—	10	—	—	—	—	—	—	—	—	203	—	—	—	—	—	—	—	—	—	—	—		
VOA	Xylene[1,2-]	95-47-6		—	—	—	—	—	—	—	—	—	—	—	—	—	1430	—	—	—	—	—	—	—	—	—	—	—		
VOA	Xylene[1,3-]	108-38-3		—	—	—	—	—	—	—	—	—	—	—	—	—	208	—	—	—	—	—	—	—	—	—	—	—		

^a N = Non cancer.

^b C = Cancer.

^c — = No applicable guideline, screening level or regulatory standard.

Table D-3
Applicable Surface Water Regulatory Standards

Anyl Suite Code	Analyte Desc	Analyte Code	Lvl Type Code	DOE BCG WATER	FISH STDS CHRONIC	FISH STDS CHRONIC	FISH STDS CHRONIC HARDNESS 100 mg/L	NM WQCC WLDF HAB	NM WQCC WLDF HAB	NM WQCC WLDF HAB	NMED Rad Prot	NMWQCC HUM HEALTH EPHEM	NMWQCC HUM HEALTH EPHEM	NMWQCC HUM HEALTH EPHEM	NMWQCC HUM HEALTH PEREN	NMWQCC HUM HEALTH PEREN	NMWQCC HUM HEALTH PEREN	NMWQCC HUM HEALTH PEREN
			Fld Prep Code		F ^a	UF ^b	F	UF	UF			F	UF		F	UF	UF	
			Scr Lvl Uom	pCi/L	µg/L	µg/L	µg/L	mg/L	µg/L	µg/L	pCi/L	µg/L	µg/L	µg/L	µg/L	mg/L	µg/L	µg/L
DIOX/FUR	Tetrachlorodibenzodioxin [2,3,7,8-]	1746-01-6		— ^c	—	—	—	—	—	—	—	—	0.00000014	—	—	—	0.00000014	—
GENINORG	Cyanide, Amenable	CN (amen)		—	—	—	—	0.0052	—	—	—	—	—	—	—	220	—	—
HEXP	Dinitrotoluene[2,4-]	121-14-2		—	—	—	—	—	—	—	—	—	—	—	—	—	91	—
HEXP	Nitrobenzene	98-95-3		—	—	—	—	—	—	—	—	—	—	—	—	—	1900	—
METALS	Aluminum	Al		—	87	—	—	—	—	—	—	—	—	—	—	—	—	—
METALS	Antimony	Sb		—	—	—	—	—	—	—	—	4300	—	—	4300	—	—	—
METALS	Arsenic	As		—	150	—	—	—	—	—	—	24.2	—	—	24.2	—	—	—
METALS	Beryllium	Be		—	5.3	—	—	—	—	—	—	—	—	—	—	—	—	—
METALS	Cadmium	Cd		—	—	—	3.4	—	—	—	—	—	—	—	—	—	—	—
METALS	Chromium	Cr		—	—	—	74.1	—	—	—	—	—	—	—	—	—	—	—
METALS	Copper	Cu		—	—	—	13.4	—	—	—	—	—	—	—	—	—	—	—
METALS	Lead	Pb		—	—	—	3.8	—	—	—	—	—	—	—	—	—	—	—
METALS	Mercury	Hg		—	—	0.012	—	—	0.77	—	—	—	—	—	—	—	—	—
METALS	Nickel	Ni		—	—	—	78	—	—	—	—	4600	—	—	4600	—	—	—
METALS	Selenium	Se		—	—	5	—	—	5	—	—	11000	—	—	11000	—	—	—
METALS	Thallium	Tl		—	—	—	—	—	—	—	—	6.3	—	—	6.3	—	—	—
METALS	Uranium-235	U-235		—	—	—	—	—	—	—	300	—	—	—	—	—	—	—
METALS	Uranium-238	U-238		200	—	—	—	—	—	—	300	—	—	—	—	—	—	—
METALS	Zinc	Zn		—	—	—	117	—	—	—	—	69000	—	—	69000	—	—	—
PEST/PCB	Aldrin	309-00-2		—	—	—	—	—	—	—	—	—	0.0014	—	—	—	0.0014	—
PEST/PCB	Aroclor-1016	12674-11-2		—	—	—	—	—	0.014	—	—	—	—	0.0017	—	—	—	0.0017
PEST/PCB	Aroclor-1221	11104-28-2		—	—	—	—	—	0.014	—	—	—	—	0.0017	—	—	—	0.0017
PEST/PCB	Aroclor-1232	11141-16-5		—	—	—	—	—	0.014	—	—	—	—	0.0017	—	—	—	0.0017
PEST/PCB	Aroclor-1242	53469-21-9		—	—	—	—	—	0.014	—	—	—	—	0.0017	—	—	—	0.0017
PEST/PCB	Aroclor-1248	12672-29-6		—	—	—	—	—	0.014	—	—	—	—	0.0017	—	—	—	0.0017
PEST/PCB	Aroclor-1254	11097-69-1		—	—	—	—	—	0.014	—	—	—	—	0.0017	—	—	—	0.0017

Table D-3 (continued)

AnyI Suite Code	Analyte Desc	Analyte Code	Lvl Type Code	DOE BCG WATER	FISH STDS CHRONIC	FISH STDS CHRONIC	FISH STDS CHRONIC HARDNESS 100 mg/L	NM WQCC WLDF HAB	NM WQCC WLDF HAB	NM WQCC WLDF HAB	NMED Rad Prot	NMWQCC HUM HEALTH EPHEM	NMWQCC HUM HEALTH EPHEM	NMWQCC HUM HEALTH EPHEM	NMWQCC HUM HEALTH PEREN	NMWQCC HUM HEALTH PEREN	NMWQCC HUM HEALTH PEREN	NMWQCC HUM HEALTH PEREN
			Fld Prep Code		F	UF	F	UF	UF			F	UF		F	UF	UF	
			Scr Lvl Uom	pCi/L	µg/L	µg/L	µg/L	mg/L	µg/L	µg/L	pCi/L	µg/L	µg/L	µg/L	µg/L	mg/L	µg/L	µg/L
PEST/PCB	Aroclor-1260	11096-82-5		—	—	—	—	—	—	0.014	—	—	—	0.0017	—	—	—	0.0017
PEST/PCB	Aroclor-1262	37324-23-5		—	—	—	—	—	—	0.014	—	—	—	0.0017	—	—	—	0.0017
PEST/PCB	BHC[alpha-]	319-84-6		—	—	—	—	—	—	—	—	—	—	—	—	—	0.13	—
PEST/PCB	BHC[beta-]	319-85-7		—	—	—	—	—	—	—	—	—	—	—	—	—	0.46	—
PEST/PCB	BHC[gamma-]	58-89-9		—	—	—	—	—	—	—	—	—	—	—	—	—	0.63	—
PEST/PCB	Chlordane(alpha/gamma)	57-74-9		—	—	0.0043	—	—	—	—	—	—	0.022	—	—	—	0.022	—
PEST/PCB	DDT[4,4'-]	50-29-3		—	—	0.001	—	—	—	—	—	—	0.0059	—	—	—	0.0059	—
PEST/PCB	Dieldrin	60-57-1		—	—	0.056	—	—	—	—	—	—	0.0014	—	—	—	0.0014	—
PEST/PCB	Endosulfan I	959-98-8		—	—	0.056	—	—	—	—	—	—	—	—	—	—	240	—
PEST/PCB	Endosulfan II	33213-65-9		—	—	0.056	—	—	—	—	—	—	—	—	—	—	240	—
PEST/PCB	Endosulfan Sulfate	1031-07-8		—	—	—	—	—	—	—	—	—	—	—	—	—	240	—
PEST/PCB	Endrin	72-20-8		—	—	0.036	—	—	—	—	—	—	—	—	—	—	0.81	—
PEST/PCB	Endrin Aldehyde	7421-93-4		—	—	—	—	—	—	—	—	—	—	—	—	—	0.81	—
PEST/PCB	Heptachlor	76-44-8		—	—	0.0038	—	—	—	—	—	—	—	—	—	—	0.0021	—
PEST/PCB	Heptachlor Epoxide	1024-57-3		—	—	0.0038	—	—	—	—	—	—	—	—	—	—	0.0011	—
PEST/PCB	Toxaphene (Technical Grade)	8001-35-2		—	—	0.0002	—	—	—	—	—	—	—	—	—	—	0.0075	—
RAD	Americium-241	Am-241		400	—	—	—	—	—	—	20	—	—	—	—	—	—	—
RAD	Antimony-125	Sb-125		400000	—	—	—	—	—	—	—	—	—	—	—	—	—	—
RAD	Cerium-144	Ce-144		2000	—	—	—	—	—	—	—	—	—	—	—	—	—	—
RAD	Cesium-137	Cs-137		40	—	—	—	—	—	—	1000	—	—	—	—	—	—	—
RAD	Cobalt-60	Co-60		4000	—	—	—	—	—	—	3000	—	—	—	—	—	—	—
RAD	Europium-154	Eu-154		20000	—	—	—	—	—	—	—	—	—	—	—	—	—	—
RAD	Europium-155	Eu-155		300000	—	—	—	—	—	—	—	—	—	—	—	—	—	—
RAD	Iodide-131	I-131		10000	—	—	—	—	—	—	—	—	—	—	—	—	—	—
RAD	Iodine-129	I-129		40000	—	—	—	—	—	—	—	—	—	—	—	—	—	—
RAD	Neptunium-237	Np-237		—	—	—	—	—	—	—	20	—	—	—	—	—	—	—
RAD	Plutonium-238	Pu-238		—	—	—	—	—	—	—	20	—	—	—	—	—	—	—

Table D-3 (continued)

AnyI Suite Code	Analyte Desc	Analyte Code	Lvl Type Code	DOE BCG WATER	FISH STDS CHRONIC	FISH STDS CHRONIC	FISH STDS CHRONIC HARDNESS 100 mg/L	NM WQCC WLDF HAB	NM WQCC WLDF HAB	NM WQCC WLDF HAB	NMED Rad Prot	NMWQCC HUM HEALTH EPHEM	NMWQCC HUM HEALTH EPHEM	NMWQCC HUM HEALTH EPHEM	NMWQCC HUM HEALTH PEREN	NMWQCC HUM HEALTH PEREN	NMWQCC HUM HEALTH PEREN	NMWQCC HUM HEALTH PEREN
			Fld Prep Code		F	UF	F	UF	UF			F	UF		F	UF	UF	
			Scr Lvl Uom	pCi/L	µg/L	µg/L	µg/L	mg/L	µg/L	µg/L	pCi/L	µg/L	µg/L	µg/L	µg/L	µg/L	mg/L	µg/L
RAD	Plutonium-239/240	Pu-239,240		200	—	—	—	—	—	—	20	—	—	—	—	—	—	—
RAD	Potassium-40	K-40		—	—	—	—	—	—	—	4000	—	—	—	—	—	—	—
RAD	Radium-226	Ra-226		400	—	—	—	—	—	—	60	—	—	—	—	—	—	—
RAD	Radium-228	Ra-228		300	—	—	—	—	—	—	60	—	—	—	—	—	—	—
RAD	Sodium-22	Na-22		—	—	—	—	—	—	—	6000	—	—	—	—	—	—	—
RAD	Strontium-90	Sr-90		300	—	—	—	—	—	—	500	—	—	—	—	—	—	—
RAD	Technetium-99	Tc-99		700000	—	—	—	—	—	—	—	—	—	—	—	—	—	—
RAD	Thorium-232	Th-232		300	—	—	—	—	—	—	—	—	—	—	—	—	—	—
RAD	Tritium	H-3		300000000	—	—	—	—	—	—	1000000	—	—	—	—	—	—	—
RAD	Uranium-234	U-234		200	—	—	—	—	—	—	300	—	—	—	—	—	—	—
RAD	Uranium-235	U-235		—	—	—	—	—	—	—	300	—	—	—	—	—	—	—
RAD	Uranium-235/236	U-235,236		200	—	—	—	—	—	—	—	—	—	—	—	—	—	—
RAD	Uranium-238	U-238		200	—	—	—	—	—	—	300	—	—	—	—	—	—	—
RAD	Zinc-65	Zn-65		10	—	—	—	—	—	—	—	—	—	—	—	—	—	—
RAD	Zirconium-95	Zr-95		7000	—	—	—	—	—	—	—	—	—	—	—	—	—	—
SVOA	Acenaphthene	83-32-9		—	—	—	—	—	—	—	—	—	—	—	—	2700	—	—
SVOA	Aldrin	309-00-2		—	—	—	—	—	—	—	—	—	0.0014	—	—	—	0.0014	—
SVOA	Anthracene	120-12-7		—	—	—	—	—	—	—	—	—	—	—	—	110000	—	—
SVOA	BHC[alpha-]	319-84-6		—	—	—	—	—	—	—	—	—	—	—	—	0.13	—	—
SVOA	BHC[beta-]	319-85-7		—	—	—	—	—	—	—	—	—	—	—	—	0.46	—	—
SVOA	BHC[gamma-]	58-89-9		—	—	—	—	—	—	—	—	—	—	—	—	0.63	—	—
SVOA	Benzidine	92-87-5		—	—	—	—	—	—	—	—	—	—	—	—	0.0054	—	—
SVOA	Benzo(a)anthracene	56-55-3		—	—	—	—	—	—	—	—	—	—	—	—	0.49	—	—
SVOA	Benzo(a)pyrene	50-32-8		—	—	—	—	—	—	—	—	—	0.49	—	—	0.49	—	—
SVOA	Benzo(b)fluoranthene	205-99-2		—	—	—	—	—	—	—	—	—	—	—	—	0.49	—	—
SVOA	Benzo(k)fluoranthene	207-08-9		—	—	—	—	—	—	—	—	—	—	—	—	0.49	—	—

Table D-3 (continued)

Anyl Suite Code	Analyte Desc	Analyte Code	Lvl Type Code	DOE BCG WATER	FISH STDS CHRONIC	FISH STDS CHRONIC	FISH STDS CHRONIC HARDNESS 100 mg/L	NM WQCC WLDF HAB	NM WQCC WLDF HAB	NM WQCC WLDF HAB	NMED Rad Prot	NMWQCC HUM HEALTH EPHEM	NMWQCC HUM HEALTH EPHEM	NMWQCC HUM HEALTH EPHEM	NMWQCC HUM HEALTH PEREN	NMWQCC HUM HEALTH PEREN	NMWQCC HUM HEALTH PEREN	NMWQCC HUM HEALTH PEREN
			Fld Prep Code		F	UF	F	UF	UF			F	UF		F	UF	UF	
			Scr Lvl Uom	pCi/L	µg/L	µg/L	µg/L	mg/L	µg/L	µg/L	pCi/L	µg/L	µg/L	µg/L	µg/L	µg/L	mg/L	µg/L
SVOA	Bis(2-chloroethyl)ether	111-44-4		—	—	—	—	—	—	—	—	—	—	—	—	—	14	—
SVOA	Bis(2-ethylhexyl)phthalate	117-81-7		—	—	—	—	—	—	—	—	—	—	—	—	—	59	—
SVOA	Butylbenzylphthalate	85-68-7		—	—	—	—	—	—	—	—	—	—	—	—	—	5200	—
SVOA	Chlorodibromomethane	124-48-1		—	—	—	—	—	—	—	—	—	—	—	—	—	340	—
SVOA	Chloronaphthalene[2-]	91-58-7		—	—	—	—	—	—	—	—	—	—	—	—	—	4300	—
SVOA	Chlorophenol[2-]	95-57-8		—	—	—	—	—	—	—	—	—	—	—	—	—	400	—
SVOA	Chrysene	218-01-9		—	—	—	—	—	—	—	—	—	—	—	—	—	0.49	—
SVOA	DDT[4,4'-]	50-29-3		—	—	0.001	—	—	—	—	—	—	0.0059	—	—	—	0.0059	—
SVOA	Di-n-butylphthalate	84-74-2		—	—	—	—	—	—	—	—	—	—	—	—	—	12000	—
SVOA	Dibenz(a,h)anthracene	53-70-3		—	—	—	—	—	—	—	—	—	—	—	—	—	0.49	—
SVOA	Dichlorobenzene[1,2-]	95-50-1		—	—	—	—	—	—	—	—	—	—	—	—	—	17000	—
SVOA	Dichlorobenzene[1,3-]	541-73-1		—	—	—	—	—	—	—	—	—	—	—	—	—	2600	—
SVOA	Dichlorobenzene[1,4-]	106-46-7		—	—	—	—	—	—	—	—	—	—	—	—	—	2600	—
SVOA	Dichlorobenzidine[3,3'-]	91-94-1		—	—	—	—	—	—	—	—	—	—	—	—	—	0.77	—
SVOA	Dichlorophenol[2,4-]	120-83-2		—	—	—	—	—	—	—	—	—	—	—	—	—	790	—
SVOA	Dieldrin	60-57-1		—	—	0.056	—	—	—	—	—	—	0.0014	—	—	—	0.0014	—
SVOA	Diethylphthalate	84-66-2		—	—	—	—	—	—	—	—	—	—	—	—	—	120000	—
SVOA	Dimethyl Phthalate	131-11-3		—	—	—	—	—	—	—	—	—	—	—	—	—	2900000	—
SVOA	Dimethylphenol[2,4-]	105-67-9		—	—	—	—	—	—	—	—	—	—	—	—	—	2300	—
SVOA	Dinitro-2-methylphenol[4,6-]	534-52-1		—	—	—	—	—	—	—	—	—	—	—	—	—	765	—
SVOA	Dinitrophenol[2,4-]	51-28-5		—	—	—	—	—	—	—	—	—	—	—	—	—	14000	—
SVOA	Dinitrotoluene[2,4-]	121-14-2		—	—	—	—	—	—	—	—	—	—	—	—	—	91	—
SVOA	Diphenylhydrazine[1,2-]	122-66-7		—	—	—	—	—	—	—	—	—	—	—	—	—	5.4	—

Table D-3 (continued)

AnyI Suite Code	Analyte Desc	Analyte Code	Lvl Type Code	DOE BCG WATER	FISH STDS CHRONIC	FISH STDS CHRONIC	FISH STDS CHRONIC HARDNESS 100 mg/L	NM WQCC WLDLF HAB	NM WQCC WLDLF HAB	NM WQCC WLDLF HAB	NMED Rad Prot	NMWQCC HUM HEALTH EPHEM	NMWQCC HUM HEALTH EPHEM	NMWQCC HUM HEALTH EPHEM	NMWQCC HUM HEALTH PEREN	NMWQCC HUM HEALTH PEREN	NMWQCC HUM HEALTH PEREN	NMWQCC HUM HEALTH PEREN
			Fld Prep Code		F	UF	F	UF	UF			F	UF		F	UF	UF	
			Scr Lvl Uom	pCi/L	µg/L	µg/L	µg/L	mg/L	µg/L	µg/L	pCi/L	µg/L	µg/L	µg/L	µg/L	µg/L	mg/L	µg/L
SVOA	Endosulfan I	959-98-8		—	—	0.056	—	—	—	—	—	—	—	—	—	—	240	—
SVOA	Endosulfan II	33213-65-9		—	—	0.056	—	—	—	—	—	—	—	—	—	—	240	—
SVOA	Endosulfan Sulfate	1031-07-8		—	—	—	—	—	—	—	—	—	—	—	—	—	240	—
SVOA	Endrin	72-20-8		—	—	0.036	—	—	—	—	—	—	—	—	—	—	0.81	—
SVOA	Endrin Aldehyde	7421-93-4		—	—	—	—	—	—	—	—	—	—	—	—	—	0.81	—
SVOA	Fluoranthene	206-44-0		—	—	—	—	—	—	—	—	—	—	—	—	—	370	—
SVOA	Fluorene	86-73-7		—	—	—	—	—	—	—	—	—	—	—	—	—	14000	—
SVOA	Heptachlor	76-44-8		—	—	0.0038	—	—	—	—	—	—	—	—	—	—	0.0021	—
SVOA	Heptachlor Epoxide	1024-57-3		—	—	0.0038	—	—	—	—	—	—	—	—	—	—	0.0011	—
SVOA	Hexachlorobenzene	118-74-1		—	—	—	—	—	—	—	—	—	0.0077	—	—	—	0.0077	—
SVOA	Hexachlorobutadiene	87-68-3		—	—	—	—	—	—	—	—	—	—	—	—	—	500	—
SVOA	Hexachlorocyclopentadiene	77-47-4		—	—	—	—	—	—	—	—	—	—	—	—	—	17000	—
SVOA	Hexachloroethane	67-72-1		—	—	—	—	—	—	—	—	—	—	—	—	—	89	—
SVOA	Indeno(1,2,3-cd)pyrene	193-39-5		—	—	—	—	—	—	—	—	—	—	—	—	—	0.49	—
SVOA	Isophorone	78-59-1		—	—	—	—	—	—	—	—	—	—	—	—	—	26000	—
SVOA	Nitrobenzene	98-95-3		—	—	—	—	—	—	—	—	—	—	—	—	—	1900	—
SVOA	Nitroso-di-n-propylamine[N-]	621-64-7		—	—	—	—	—	—	—	—	—	—	—	—	—	14	—
SVOA	Nitrosodimethylamine[N-]	62-75-9		—	—	—	—	—	—	—	—	—	—	—	—	—	81	—
SVOA	Nitrosodiphenylamine[N-]	86-30-6		—	—	—	—	—	—	—	—	—	—	—	—	—	160	—
SVOA	Oxybis(1-chloropropane)[2,2'-]	108-60-1		—	—	—	—	—	—	—	—	—	—	—	—	—	170000	—
SVOA	Pentachlorophenol	87-86-5		—	—	15	—	—	—	—	—	—	—	—	—	—	82	—
SVOA	Phenol	108-95-2		—	—	—	—	—	—	—	—	—	—	—	—	—	4600000	—

Table D-3 (continued)

Anyl Suite Code	Analyte Desc	Analyte Code	Lvl Type Code	DOE BCG WATER	FISH STDS CHRONIC	FISH STDS CHRONIC	FISH STDS CHRONIC HARDNESS 100 mg/L	NM WQCC WLDF HAB	NM WQCC WLDF HAB	NM WQCC WLDF HAB	NMED Rad Prot	NMWQCC HUM HEALTH EPHEM	NMWQCC HUM HEALTH EPHEM	NMWQCC HUM HEALTH EPHEM	NMWQCC HUM HEALTH PEREN	NMWQCC HUM HEALTH PEREN	NMWQCC HUM HEALTH PEREN	NMWQCC HUM HEALTH PEREN
			Fld Prep Code		F	UF	F	UF	UF			F	UF		F	UF	UF	
			Scr Lvl Uom	pCi/L	µg/L	µg/L	µg/L	mg/L	µg/L	µg/L	µg/L	pCi/L	µg/L	µg/L	µg/L	µg/L	mg/L	µg/L
SVOA	Pyrene	129-00-0		—	—	—	—	—	—	—	—	—	—	—	—	—	11000	—
SVOA	Tetrachlorodibenzodioxin [2,3,7,8-]	1746-01-6		—	—	—	—	—	—	—	—	—	0.00000014	—	—	—	0.00000014	—
SVOA	Toxaphene (Technical Grade)	8001-35-2		—	—	0.0002	—	—	—	—	—	—	—	—	—	—	0.0075	—
SVOA	Trichlorobenzene[1,2,4-]	120-82-1		—	—	—	—	—	—	—	—	—	—	—	—	—	940	—
SVOA	Trichlorophenol[2,4,6-]	88-06-2		—	—	—	—	—	—	—	—	—	—	—	—	—	65	—
VOA	Acrolein	107-02-8		—	—	—	—	—	—	—	—	—	—	—	—	—	780	—
VOA	Acrylonitrile	107-13-1		—	—	—	—	—	—	—	—	—	—	—	—	—	6.6	—
VOA	Benzene	71-43-2		—	—	—	—	—	—	—	—	—	—	—	—	—	710	—
VOA	Bromodichloromethane	75-27-4		—	—	—	—	—	—	—	—	—	—	—	—	—	460	—
VOA	Bromoform	75-25-2		—	—	—	—	—	—	—	—	—	—	—	—	—	3600	—
VOA	Bromomethane	74-83-9		—	—	—	—	—	—	—	—	—	—	—	—	—	4000	—
VOA	Carbon Tetrachloride	56-23-5		—	—	—	—	—	—	—	—	—	—	—	—	—	44	—
VOA	Chlorobenzene	108-90-7		—	—	—	—	—	—	—	—	—	—	—	—	—	21000	—
VOA	Chlorodibromomethane	124-48-1		—	—	—	—	—	—	—	—	—	—	—	—	—	340	—
VOA	Chloroform	67-66-3		—	—	—	—	—	—	—	—	—	—	—	—	—	4700	—
VOA	Dichlorobenzene[1,2-]	95-50-1		—	—	—	—	—	—	—	—	—	—	—	—	—	17000	—
VOA	Dichlorobenzene[1,3-]	541-73-1		—	—	—	—	—	—	—	—	—	—	—	—	—	2600	—
VOA	Dichlorobenzene[1,4-]	106-46-7		—	—	—	—	—	—	—	—	—	—	—	—	—	2600	—
VOA	Dichloroethane[1,2-]	107-06-2		—	—	—	—	—	—	—	—	—	—	—	—	—	990	—
VOA	Dichloroethene[1,1-]	75-35-4		—	—	—	—	—	—	—	—	—	—	—	—	—	32	—
VOA	Dichloroethene[trans-1,2-]	156-60-5		—	—	—	—	—	—	—	—	—	—	—	—	—	140000	—
VOA	Dichloropropane[1,2-]	78-87-5		—	—	—	—	—	—	—	—	—	—	—	—	—	390	—

Table D-3 (continued)

AnyI Suite Code	Analyte Desc	Analyte Code	Lvl Type Code	DOE BCG WATER	FISH STDS CHRONIC	FISH STDS CHRONIC	FISH STDS CHRONIC HARDNESS 100 mg/L	NM WQCC WLDLF HAB	NM WQCC WLDLF HAB	NM WQCC WLDLF HAB	NMED Rad Prot	NMWQCC HUM HEALTH EPHEM	NMWQCC HUM HEALTH EPHEM	NMWQCC HUM HEALTH EPHEM	NMWQCC HUM HEALTH PEREN	NMWQCC HUM HEALTH PEREN	NMWQCC HUM HEALTH PEREN	NMWQCC HUM HEALTH PEREN
			Fld Prep Code		F	UF	F	UF	UF			F	UF		F	UF	UF	
			Scr Lvl Uom	pCi/L	µg/L	µg/L	µg/L	mg/L	µg/L	µg/L	pCi/L	µg/L	µg/L	µg/L	µg/L	µg/L	mg/L	µg/L
VOA	Dichloropropene[cis/trans-1,3-]	542-75-6		—	—	—	—	—	—	—	—	—	—	—	—	—	1700	—
VOA	Ethylbenzene	100-41-4		—	—	—	—	—	—	—	—	—	—	—	—	—	29000	—
VOA	Hexachlorobutadiene	87-68-3		—	—	—	—	—	—	—	—	—	—	—	—	—	500	—
VOA	Methylene Chloride	75-09-2		—	—	—	—	—	—	—	—	—	—	—	—	—	16000	—
VOA	Oxybis(1-chloropropane)[2,2'-]	108-60-1		—	—	—	—	—	—	—	—	—	—	—	—	—	170000	—
VOA	Tetrachloroethane[1,1,2,2-]	79-34-5		—	—	—	—	—	—	—	—	—	—	—	—	—	110	—
VOA	Tetrachloroethene	127-18-4		—	—	—	—	—	—	—	—	—	88.5	—	—	—	88.5	—
VOA	Toluene	108-88-3		—	—	—	—	—	—	—	—	—	—	—	—	—	200000	—
VOA	Trichlorobenzene[1,2,4-]	120-82-1		—	—	—	—	—	—	—	—	—	—	—	—	—	940	—
VOA	Trichloroethane[1,1,2-]	79-00-5		—	—	—	—	—	—	—	—	—	—	—	—	—	420	—
VOA	Trichloroethene	79-01-6		—	—	—	—	—	—	—	—	—	—	—	—	—	810	—
VOA	Vinyl Chloride	75-01-4		—	—	—	—	—	—	—	—	—	—	—	—	—	5250	—

^a F = Filtered..

^b UF = Unfiltered.

^c — = No applicable guideline, screening level or regulatory standard.

This page intentionally left blank.

**Table D-4
Data Quality Exceptions and Effects**

Request	Suite	Method	Sample	Analyte	Flag	Reason Code/Explanation
166076	Diesel Range Organics	SW-846:8015B	GU060500GMC501	Diesel Range Organics	U ^a	SV5 The sample result is less than the Estimated Quantitation Limit and less than or equal to 5 times (10 times for common phthalates) the concentration of the analyte in the blank, which indicates the detected result was indistinguishable from contamination in the blank.
166076	General Inorganic	EPA:150.1	GF060500GMC501	pH	J ^b	I9 The holding time is exceeded. Positive results may be biased low and nondetected analytes may be false negatives. An evaluation of the data with respect to the technical implications of exceeding the holding time is recommended.
166076	General Inorganic	SW846 6850 Modified	GF060500GMC501	Perchlorate	J	LMS1 An applicable Matrix Spike/Matrix Spike Duplicate analysis was not performed.
166076	General Inorganic	EPA:350.1 EPA:365.4	GF060500GMC501	Ammonia as Nitrogen Total Phosphate as Phosphorus	U	I4a In comparison with the preparation blank, the sample result is greater than the Estimated Detection Limit but less than or equal to five times the concentration of the related analyte in the blank.
166076	General Inorganic	EPA:150.1	GU060500GMC501	pH	J	I9 The holding time is exceeded. Positive results may be biased low and nondetected analytes may be false negatives. An evaluation of the data with respect to the technical implications of exceeding the holding time is recommended.
166076	General Inorganic	EPA:350.1 EPA:365.4	GU060500GMC501	Ammonia as Nitrogen Total Phosphate as Phosphorus	U	I4a In comparison with the preparation blank, the sample result is greater than the Estimated Detection Limit but less than or equal to five times the concentration of the related analyte in the blank.
166076	High Explosives	SW-846:8321A_MOD	GU060500GMC501	Amino-4,6-dinitrotoluene[2-] Dinitrotoluene[2,4-] Trinitrobenzene[1,3,5-] Trinitrotoluene[2,4,6-]	UJ ^c	LC3 The Continuing Calibration Verification %Difference failed low.
166076	High Explosives	SW-846:8321A_MOD	GU060500GMC501	All Target Analytes	UJ	LH1 The holding time is exceeded for sample analysis.
166076	High Explosives	SW-846:8321A_MOD	GU060500GMC501	Tri-o-cresylphosphate (TOCP)	UJ	LL4 The Laboratory Control Sample %Recovery failed both high and low, or the Laboratory Control Sample/Laboratory Control Sample Duplicate Relative Percent Difference failed to meet criteria.
166076	High Explosives	SW-846:8321A_MOD	GU060500GMC501	All Target Analytes	UJ	LMS1 An applicable Matrix Spike/Matrix Spike Duplicate analysis was not performed.
166076	Metals	SW-846:6010B	GF060500GMC501	Iron Vanadium Zinc Vanadium	U	I4a In comparison with the preparation blank, the sample result is greater than the Estimated Detection Limit but less than or equal to five times the concentration of the related analyte in the blank.
166076	Radionuclides	HASL-300:ISOU	GF060500GMC501	Uranium-234 Uranium-238	J	RWQ2 Result values are less than 3 times the Minimum Detectable Concentration.

Table D-4 (continued)

Request	Suite	Method	Sample	Analyte	Flag	Reason Code/Explanation
166076	Radionuclides	EPA:905.0 EPA:901.1 EPA:901.1 EPA:900 EPA:900 EPA:901.1 EPA:901.1 HASL-300:ISOPU HASL-300:ISOPU EPA:901.1 EPA:901.1 HASL-300:ISOU	GF060500GMC501	Strontium-90 Cesium-137 Cobalt-60 Gross alpha Gross beta Gross gamma Neptunium-237 Plutonium-238 Plutonium-239/240 Potassium-40 Sodium-22 Uranium-235/236	J ^d	R3c The matrix spike %Recovery value is less than the lower limit and the sample result is less than the Minimum Detectable Activity.
166076	Radionuclides	EPA:900	GU060500GMC501	Gross beta	J	RWQ2 Result values are less than 3 times the Minimum Detectable Concentration.
166076	Radionuclides	EPA:905.0 EPA:901.1 EPA:901.1 EPA:900 EPA:901.1 EPA:901.1 HASL-300:ISOPU HASL-300:ISOPU EPA:901.1 EPA:901.1 HASL-300:ISOU	GU060500GMC501	Strontium-90 Cesium-137 Cobalt-60 Gross alpha Gross gamma Neptunium-237 Plutonium-238 Plutonium-239/240 Potassium-40 Sodium-22 Uranium-235/236	J-	R3c The matrix spike %Recovery value is less than the lower limit and the sample result is less than the Minimum Detectable Activity.
166076	Semivolatile Organic Analytes	SW-846:8270C	GU060600GMC501	Dioxane[1,4-]	J	SWQ1 Relative percent difference of the Matrix Spike/Matrix Spike Duplicate is greater than the acceptance criteria.
166076	Semivolatile Organic Analytes	SW-846:8270C	GU060600GMC501	Benzidine	R ^e	SWQ4 The spike percent recovery value is less than 10% which increases the potential for false negatives being reported. This could be caused by analytical interferences.
166076	Semivolatile Organic Analytes	SW-846:8270C	GU060600GMC501	Dichlorobenzene[1,2-] Dichlorobenzene[1,3-] Dichlorobenzene[1,4-] Dichlorobenzidine[3,3'-] Hexachlorobutadiene Hexachloroethane Nitroaniline[4-] Nitrophenol[4-] Trichlorobenzene[1,2,4-]	UJ	SWQ1 Relative percent difference of the Matrix Spike/Matrix Spike Duplicate is greater than the acceptance criteria.

Table D-4 (continued)

Request	Suite	Method	Sample	Analyte	Flag	Reason Code/Explanation
166076	Semivolatile Organic Analytes	SW-846:8270C	GU060600GMC501	Dichlorobenzene[1,4-] Dichlorobenzidine[3,3'-] Nitroaniline[3-] Nitroaniline[4-]	UJ	SWQ3 The spike percent recovery value is greater than 10% and less than the lower acceptance limit, which indicates a potential low bias in the results.
166076	Semivolatile Organic Analytes	SW-846:8260B	GU060600GMC501 GU060600GMC501-FTB	Butanol[1-]	UJ	V7b The affected analytes were analyzed with a Relative Response Factor of less than 0.05.
166076	Volatile Organic Analytes	SW-846:8260B	GU060600GMC501	Dioxane[1,4-]	R	V7b The affected analytes were analyzed with a Relative Response Factor of less than 0.05.
166076	Volatile Organic Analytes	SW-846:8260B	GU060600GMC501	Methyl-1-propanol[2-]	UJ	V7b The affected analytes were analyzed with a Relative Response Factor of less than 0.05.
166076	Volatile Organic Analytes	SW-846:8260B	GU060600GMC501	Acetone Acetonitrile Butanone[2-] Hexanone[2-] Methyl-2-pentanone[4-] Vinyl acetate	UJ	VWQ3 The spike percent recovery value is greater than 10% and less than the lower acceptance limit, which indicates a potential low bias in the results.
166076	Volatile Organic Analytes	SW-846:8260B	GU060600GMC501-FTB	Dioxane[1,4-]	R	V7b The affected analytes were analyzed with a Relative Response Factor of less than 0.05.
166076	Volatile Organic Analytes	SW-846:8260B	GU060600GMC501-FTB	Methyl-1-propanol[2-]	UJ	V7b The affected analytes were analyzed with a Relative Response Factor of less than 0.05.
166076	Volatile Organic Analytes	SW-846:8260B	GU060600GMC501-FTB	Acetone Acetonitrile Butanone[2-] Hexanone[2-] Methyl-2-pentanone[4-] Vinyl acetate	UJ	VWQ3 The spike percent recovery value is greater than 10% and less than the lower acceptance limit, which indicates a potential low bias in the results.
166170	Diesel Range Organics	SW-846:8015B	GU060500G4BM01 GU060500G14R101	Diesel Range Organics	U	SV5 The sample result is less than the Estimated Quantitation Limit and less than or equal to 5 times (10 times for common phthalates) the concentration of the analyte in the blank, which indicates the detected result was indistinguishable from contamination in the blank.
166170	General Inorganic	EPA:150.1	GF060500G4BM02	pH	J	I9 The holding time is exceeded. Positive results may be biased low and nondetected analytes may be false negatives. An evaluation of the data with respect to the technical implications of exceeding the holding time is recommended.
166170	General Inorganic	EPA:365.4	GF060500G4BM02	Total Phosphate as Phosphorus	U	I4a In comparison with the preparation blank, the sample result is greater than the Estimated Detection Limit but less than or equal to five times the concentration of the related analyte in the blank.

Table D-4 (continued)

Request	Suite	Method	Sample	Analyte	Flag	Reason Code/Explanation
166170	General Inorganic	EPA:335.3	GF060500G4BM02	Cyanide (Total)	UJ	IWQ2 Negative blank sample results were greater than the Method Detection Limit.
166170	General Inorganic	EPA:150.1	GF06050G14R101	pH	J	I9 The holding time is exceeded. Positive results may be biased low and nondetected analytes may be false negatives. An evaluation of the data with respect to the technical implications of exceeding the holding time is recommended.
166170	General Inorganic	EPA:353.1	GF06050G14R101	Nitrate-Nitrite as N	JN ^{-f}	IWQ2 Negative blank sample results were greater than the Method Detection Limit.
166170	General Inorganic	EPA:350.1 EPA:365.4	GF06050G14R101	Ammonia as Nitrogen Total Phosphate as Phosphorus	U	I4a In comparison with the preparation blank, the sample result is greater than the Estimated Detection Limit but less than or equal to five times the concentration of the related analyte in the blank.
166170	General Inorganic	EPA:335.3	GF06050G14R101	Cyanide (Total)	UJ	IWQ2 Negative blank sample results were greater than the Method Detection Limit.
166170	General Inorganic	EPA:150.1	GU060500G4BM01	pH	J	I9 The holding time is exceeded. Positive results may be biased low and nondetected analytes may be false negatives. An evaluation of the data with respect to the technical implications of exceeding the holding time is recommended.
166170	General Inorganic	EPA:350.1 EPA:365.4	GU060500G4BM01	Ammonia as Nitrogen Total Phosphate as Phosphorus	U	I4a In comparison with the preparation blank, the sample result is greater than the Estimated Detection Limit but less than or equal to five times the concentration of the related analyte in the blank.
166170	General Inorganic	EPA:150.1	GU06050G14R101	pH	J	I9 The holding time is exceeded. Positive results may be biased low and nondetected analytes may be false negatives. An evaluation of the data with respect to the technical implications of exceeding the holding time is recommended.
166170	General Inorganic	EPA:353.1	GU06050G14R101	Nitrate-Nitrite as N	JN ⁻	IWQ2 Negative blank sample results were greater than the Method Detection Limit.
166170	General Inorganic	EPA:350.1 EPA:365.4	GU06050G14R101	Ammonia as Nitrogen Total Phosphate as Phosphorus	U	I4a In comparison with the preparation blank, the sample result is greater than the Estimated Detection Limit but less than or equal to five times the concentration of the related analyte in the blank.
166170	General Inorganic	EPA:335.3	GU06050G14R101	Cyanide (Total)	UJ	IWQ2 Negative blank sample results were greater than the Method Detection Limit.
166170	High Explosives	SW-846:8321A_MOD	GU060500G4BM01	Amino-2,6-dinitrotoluene[4-] Tetryl	R	LMS3 The Matrix Spike/Matrix Spike Duplicate %Recovery failed low.
166170	High Explosives	SW-846:8321A_MOD	GU060500G4BM01	Amino-4,6-dinitrotoluene[2-] Trinitrobenzene[1,3,5-] Trinitrotoluene[2,4,6-]	UJ	LC3 The Continuing Calibration Verification %Difference failed low.
166170	High Explosives	SW-846:8321A_MOD	GU060500G4BM01	Trinitrotoluene[2,4,6-]	UJ	LDL3 The Contract Required Detection Limit Check Standard recovery failed low.
166170	High Explosives	SW-846:8321A_MOD	GU060500G4BM01	All Target Analytes	UJ	LH1 The holding time is exceeded for sample analysis.
166170	High Explosives	SW-846:8321A_MOD	GU060500G4BM01	All Target Analytes	UJ	LIS1 The Internal Standard area count failed high.

Table D-4 (continued)

Request	Suite	Method	Sample	Analyte	Flag	Reason Code/Explanation
166170	High Explosives	SW-846:8321A_MOD	GU060500G4BM01	Amino-4,6-dinitrotoluene[2-] Tetryl Trinitrobenzene[1,3,5-] Trinitrotoluene[2,4,6-] Amino-2,6-dinitrotoluene[4-]	UJ	LIV3 The Initial Calibration Verification %Difference failed low.
166170	High Explosives	SW-846:8321A_MOD	GU060500G4BM01	Trinitrobenzene[1,3,5-] Trinitrotoluene[2,4,6-]	UJ	LMS3 The Matrix Spike/Matrix Spike Duplicate %Recovery failed low.
166170	High Explosives	SW-846:8321A_MOD	GU060500G4BM01	Amino-2,6-dinitrotoluene[4-] Tetryl	UJ	LMS4 Relative percent difference of the Matrix Spike/Matrix Spike Duplicate is greater than the acceptance criteria or the recoveries fail both high and low.
166170	High Explosives	SW-846:8321A_MOD	GU06050G14R101	Amino-2,6-dinitrotoluene[4-] Tetryl	R	LMS3 The Matrix Spike/Matrix Spike Duplicate %Recovery failed low.
166170	High Explosives	SW-846:8321A_MOD	GU06050G14R101	Amino-4,6-dinitrotoluene[2-] Trinitrobenzene[1,3,5-] Trinitrotoluene[2,4,6-]	UJ	LC3 The Continuing Calibration Verification %Difference failed low.
166170	High Explosives	SW-846:8321A_MOD	GU06050G14R101	All Target Analytes	UJ	LDL3 The Contract Required Detection Limit Check Standard recovery failed low.
166170	High Explosives	SW-846:8321A_MOD	GU06050G14R101	Amino-4,6-dinitrotoluene[2-] Tetryl Trinitrobenzene[1,3,5-] Trinitrotoluene[2,4,6-]	UJ	LIV3 The Initial Calibration Verification %Difference failed low.
166170	High Explosives	SW-846:8321A_MOD	GU06050G14R101	Amino-2,6-dinitrotoluene[4-]	UJ	LL3 The Laboratory Control Sample %Recovery failed low.
166170	High Explosives	SW-846:8321A_MOD	GU06050G14R101	Trinitrobenzene[1,3,5-] Trinitrotoluene[2,4,6-]	UJ	LMS3 The Matrix Spike/Matrix Spike Duplicate %Recovery failed low.
166170	High Explosives	SW-846:8321A_MOD	GU06050G14R101	Amino-2,6-dinitrotoluene[4-] Tetryl	UJ	LMS4 Relative percent difference of the Matrix Spike/Matrix Spike Duplicate is greater than the acceptance criteria or the recoveries fail both high and low.
166170	Metals	SW-846:6010B	GF060500G4BM02 GF06050G14R101 GU060500G4BM01 GU06050G14R101	Zinc	U	I4a In comparison with the preparation blank, the sample result is greater than the Estimated Detection Limit but less than or equal to five times the concentration of the related analyte in the blank.
166170	Radionuclides	EPA:900 HASL-300:ISOPU	GF060500G4BM02	Gross alpha Plutonium-238 Plutonium-239/240	J	RWQ2 Result values are less than 3 times the Minimum Detectable Concentration.
166170	Radionuclides	EPA:900 HASL-300:ISOPU HASL-300:ISOU	GU060500G4BM01	Gross alpha Plutonium-238 Plutonium-239/240 Uranium-235/236	J	RWQ2 Result values are less than 3 times the Minimum Detectable Concentration.

Table D-4 (continued)

Request	Suite	Method	Sample	Analyte	Flag	Reason Code/Explanation
166170	Radionuclides	EPA:900 EPA:901.1 EPA:901.1 EPA:901.1 EPA:901.1 HASL-300:ISOPU HASL-300:ISOPU EPA:901.1 EPA:901.1 EPA:905.0 HASL-300:ISOU	GU06050G14R101	Gross alpha Gross beta Cesium-137 Cobalt-60 Gross gamma Neptunium-237 Plutonium-238 Plutonium-239/240 Potassium-40 Sodium-22 Strontium-90 Uranium-235/236	J	RWQ2 Result values are less than 3 times the Minimum Detectable Concentration.
166170	Semivolatile Organic Analytes	SW-846:8270C	GU06050G14R101-EQB	Benzidine	R	SWQ4 The spike percent recovery value is less than 10% which increases the potential for false negatives being reported. This could be caused by analytical interferences.
166170	Semivolatile Organic Analytes	SW-846:8270C	GU06050G14R101-EQB	Benzidine Benzoic Acid Chloro-3-methylphenol[4-] Chlorophenol[2-] Dichlorobenzidine[3,3'-] Dichlorophenol[2,4-] Dinitro-2-methylphenol[4,6-] Dinitrophenol[2,4-] Methylphenol[2-] Methylphenol[3-,4-] Nitrophenol[2-] Nitrophenol[4-] Pentachlorophenol Phenol Trichlorophenol[2,4,5-] Trichlorophenol[2,4,6-]	UJ	SWQ1 Relative percent difference of the Matrix Spike/Matrix Spike Duplicate is greater than the acceptance criteria.
166170	Semivolatile Organic Analytes	SW-846:8270C	GU06050G14R101-EQB	Chloro-3-methylphenol[4-] Chlorophenol[2-] Dichlorobenzidine[3,3'-] Dichlorophenol[2,4-] Dinitro-2-methylphenol[4,6-] Nitrophenol[2-] Pentachlorophenol Trichlorophenol[2,4,5-] Trichlorophenol[2,4,6-]	UJ	SWQ3 The spike percent recovery value is greater than 10% and less than the lower acceptance limit, which indicates a potential low bias in the results.
166170	Volatile Organic Analytes	SW-846:8260B	GU06050G14R101-EQB	Acetone	J-	VWQ9 Calibration Verification %Difference was greater than the acceptance criteria but less than 60%

Table D-4 (continued)

Request	Suite	Method	Sample	Analyte	Flag	Reason Code/Explanation
166170	Volatile Organic Analytes	SW-846:8260B	GU06050G14R101-EQB	Dioxane[1,4-]	R	V7b The affected analytes were analyzed with a Relative Response Factor of less than 0.05.
166170	Volatile Organic Analytes	SW-846:8260B	GU06050G14R101-EQB	Acetone	U	V4 The sample result is less than or equal to 5 times (10 times for acetone, methylene chloride, and 2-butanone) the concentration of the related analyte in the method blank, which indicates the reported detection is considered indistinguishable from contamination.
166170	Volatile Organic Analytes	SW-846:8260B	GU06050G14R101-EQB	Methyl-1-propanol[2-]	UJ	V7b The affected analytes were analyzed with a Relative Response Factor of less than 0.05.
166174	General Inorganic	EPA:410.4	GU06060G4BM01 GU06060G14R101	Chemical Oxygen Demand	U	I4a In comparison with the preparation blank, the sample result is greater than the Estimated Detection Limit but less than or equal to five times the concentration of the related analyte in the blank.
166174	Semivolatile Organic Analytes	SW-846:8270C	GU06060G4BM01	Benzidine	R	SWQ4 The spike percent recovery value is less than 10% which increases the potential for false negatives being reported. This could be caused by analytical interferences.
166174	Semivolatile Organic Analytes	SW-846:8260B	GU06060G4BM01	Butanol[1-]	R	V7b The affected analytes were analyzed with a Relative Response Factor of less than 0.05.
166174	Semivolatile Organic Analytes	SW-846:8270C	GU06060G4BM01	Benzidine Benzoic Acid Chloro-3-methylphenol[4-] Chlorophenol[2-] Dichlorobenzidine[3,3'-] Dichlorophenol[2,4-] Dinitro-2-methylphenol[4,6-] Dinitrophenol[2,4-] Methylphenol[2-] Methylphenol[3-,4-] Nitrophenol[2-] Nitrophenol[4-] Pentachlorophenol Phenol Trichlorophenol[2,4,5-] Trichlorophenol[2,4,6-]	UJ	SWQ1 Relative percent difference of the Matrix Spike/Matrix Spike Duplicate is greater than the acceptance criteria.

Table D-4 (continued)

Request	Suite	Method	Sample	Analyte	Flag	Reason Code/Explanation
166174	Semivolatile Organic Analytes	SW-846:8270C	GU060600G4BM01	Chloro-3-methylphenol[4-] Chlorophenol[2-] Dichlorobenzidine[3,3'-] Dichlorophenol[2,4-] Dinitro-2-methylphenol[4,6-] Nitrophenol[2-] Pentachlorophenol Trichlorophenol[2,4,5-] Trichlorophenol[2,4,6-]	UJ	SWQ3 The spike percent recovery value is greater than 10% and less than the lower acceptance limit, which indicates a potential low bias in the results.
166174	Semivolatile Organic Analytes	SW-846:8260B	GU060600G4BM01	Butanol[1-] Diethyl Ether	UJ	V9 The analytical and/or extraction holding time is exceeded.
166174	Semivolatile Organic Analytes	SW-846:8270C	GU06060G14R101	Benzidine	R	SWQ4 The spike percent recovery value is less than 10% which increases the potential for false negatives being reported. This could be caused by analytical interferences.
166174	Semivolatile Organic Analytes	SW-846:8260B	GU06060G14R101	Butanol[1-]	R	V7b The affected analytes were analyzed with a Relative Response Factor of less than 0.05.
166174	Semivolatile Organic Analytes	SW-846:8270C	GU06060G14R101	Benzidine Benzoic Acid Chloro-3-methylphenol[4-] Chlorophenol[2-] Dichlorobenzidine[3,3'-] Dichlorophenol[2,4-] Dinitro-2-methylphenol[4,6-] Dinitrophenol[2,4-] Methylphenol[2-] Methylphenol[3-,4-] Nitrophenol[2-] Nitrophenol[4-] Pentachlorophenol Phenol Trichlorophenol[2,4,5-] Trichlorophenol[2,4,6-]	UJ	SWQ1 Relative percent difference of the Matrix Spike/Matrix Spike Duplicate is greater than the acceptance criteria.

Table D-4 (continued)

Request	Suite	Method	Sample	Analyte	Flag	Reason Code/Explanation
166174	Semivolatile Organic Analytes	SW-846:8270C	GU06060G14R101	Chloro-3-methylphenol[4-] Chlorophenol[2-] Dichlorobenzidine[3,3'-] Dichlorophenol[2,4-] Dinitro-2-methylphenol[4,6-] Nitrophenol[2-] Pentachlorophenol Trichlorophenol[2,4,5-] Trichlorophenol[2,4,6-]	UJ	SWQ3 The spike percent recovery value is greater than 10% and less than the lower acceptance limit, which indicates a potential low bias in the results.
166174	Semivolatile Organic Analytes	SW-846:8260B	GU06060G14R101	Butanol[1-] Diethyl Ether	UJ	V9 The analytical and/or extraction holding time is exceeded.
166174	Volatile Organic Analytes	SW-846:8260B	GU06060G4BM01	Dioxane[1,4-]	R	V7b The affected analytes were analyzed with a Relative Response Factor of less than 0.05.
166174	Volatile Organic Analytes	SW-846:8260B	GU06060G4BM01	Acetonitrile Acrolein Methyl-1-propanol[2-] Propionitrile	UJ	V7b The affected analytes were analyzed with a Relative Response Factor of less than 0.05.
166174	Volatile Organic Analytes	SW-846:8260B	GU06060G4BM01	All Target Analytes	UJ	V9 The analytical and/or extraction holding time is exceeded.
166174	Volatile Organic Analytes	SW-846:8260B	GU06060G14R101	Dioxane[1,4-]	R	V7b The affected analytes were analyzed with a Relative Response Factor of less than 0.05.
166174	Volatile Organic Analytes	SW-846:8260B	GU06060G14R101	Acetonitrile Acrolein Methyl-1-propanol[2-] Propionitrile	UJ	V7b The affected analytes were analyzed with a Relative Response Factor of less than 0.05.
166174	Volatile Organic Analytes	SW-846:8260B	GU06060G14R101	All Target Analytes	UJ	V9 The analytical and/or extraction holding time is exceeded.
166175	Semivolatile Organic Analytes	SW-846:8260B	GU06060G4BM01-FTB	Butanol[1-] Diethyl Ether	UJ	V14b The matrix spike and/or the matrix spike duplicate analysis was not performed on a sample associated with a LANL request number.
166175	Semivolatile Organic Analytes	SW-846:8260B	GU06060G4BM01-FTB	Butanol[1-]	UJ	V7b The affected analytes were analyzed with a Relative Response Factor of less than 0.05.

Table D-4 (continued)

Request	Suite	Method	Sample	Analyte	Flag	Reason Code/Explanation
166175	Semivolatile Organic Analytes	SW-846:8260B	GU06060G14R101-FTB	Butanol[1-] Diethyl Ether	UJ	V14b The matrix spike and/or the matrix spike duplicate analysis was not performed on a sample associated with a LANL request number.
166175	Semivolatile Organic Analytes	SW-846:8260B	GU06060G14R101-FTB	Butanol[1-]	UJ	V7b The affected analytes were analyzed with a Relative Response Factor of less than 0.05.
166175	Volatile Organic Analytes	SW-846:8260B	GU06060G4BM01-FTB	Dioxane[1,4-]	R	V7b The affected analytes were analyzed with a Relative Response Factor of less than 0.05.
166175	Volatile Organic Analytes	SW-846:8260B	GU06060G4BM01-FTB	All Target Analytes	UJ	V14b The matrix spike and/or the matrix spike duplicate analysis was not performed on a sample associated with a LANL request number.
166175	Volatile Organic Analytes	SW-846:8260B	GU06060G4BM01-FTB	Methyl-1-propanol[2-]	UJ	V7b The affected analytes were analyzed with a Relative Response Factor of less than 0.05.
166175	Volatile Organic Analytes	SW-846:8260B	GU06060G14R101-FTB	Dioxane[1,4-]	R	V7b The affected analytes were analyzed with a Relative Response Factor of less than 0.05.
166175	Volatile Organic Analytes	SW-846:8260B	GU06060G14R101-FTB	All Target Analytes	UJ	V14b The matrix spike and/or the matrix spike duplicate analysis was not performed on a sample associated with a LANL request number.
166175	Volatile Organic Analytes	SW-846:8260B	GU06060G14R101-FTB	Methyl-1-propanol[2-]	UJ	V7b The affected analytes were analyzed with a Relative Response Factor of less than 0.05.
166176	General Inorganic	EPA:351.2	GF060500G4BM01	Total Kjeldahl Nitrogen	J ⁺	I3 The spike percent recovery value is greater than or equal to the upper acceptance limit (125%) but less than or equal to 150% and the result is a detect, which indicates a potential high bias in the sample results.
166300	General Inorganic	EPA:150.1	GF060600G8WT01	pH	J	I9 The holding time is exceeded. Positive results may be biased low and nondetected analytes may be false negatives. An evaluation of the data with respect to the technical implications of exceeding the holding time is recommended.
166300	General Inorganic	EPA:300 EPA:365.4	GF060600G8WT01	Fluoride Total Phosphate as Phosphorus	U	I4a In comparison with the preparation blank, the sample result is greater than the Estimated Detection Limit but less than or equal to five times the concentration of the related analyte in the blank.
166300	General Inorganic	EPA:335.3 EPA:351.2	GF060600G8WT01	Cyanide (Total) Total Kjeldahl Nitrogen	UJ	IWQ2 Negative blank sample results were greater than the Method Detection Limit.
166300	General Inorganic	EPA:150.1	GF060600G8WT90	pH	J	I9 The holding time is exceeded. Positive results may be biased low and nondetected analytes may be false negatives. An evaluation of the data with respect to the technical implications of exceeding the holding time is recommended.
166300	General Inorganic	EPA:350.1 EPA:351.2	GF060600G8WT90	Ammonia as Nitrogen Total Kjeldahl Nitrogen	JN-	IWQ2 Negative blank sample results were greater than the Method Detection Limit.

Table D-4 (continued)

Request	Suite	Method	Sample	Analyte	Flag	Reason Code/Explanation
166300	General Inorganic	EPA:300 EPA:365.4	GF060600G8WT90	Fluoride Total Phosphate as Phosphorus	U	I4a In comparison with the preparation blank, the sample result is greater than the Estimated Detection Limit but less than or equal to five times the concentration of the related analyte in the blank.
166300	General Inorganic	EPA:335.3	GF060600G8WT90	Cyanide (Total)	UJ	IWQ2 Negative blank sample results were greater than the Method Detection Limit.
166300	General Inorganic	EPA:150.1	GU060600G8WT01	pH	J	I9 The holding time is exceeded. Positive results may be biased low and nondetected analytes may be false negatives. An evaluation of the data with respect to the technical implications of exceeding the holding time is recommended.
166300	General Inorganic	EPA:350.1	GU060600G8WT01	Ammonia as Nitrogen	JN-	IWQ2 Negative blank sample results were greater than the Method Detection Limit.
166300	General Inorganic	EPA:300 EPA:365.4	GU060600G8WT01	Fluoride Total Phosphate as Phosphorus	U	I4a In comparison with the preparation blank, the sample result is greater than the Estimated Detection Limit but less than or equal to five times the concentration of the related analyte in the blank.
166300	General Inorganic	EPA:335.3 EPA:351.2	GU060600G8WT01	Cyanide (Total) Total Kjeldahl Nitrogen	UJ	IWQ2 Negative blank sample results were greater than the Method Detection Limit.
166300	General Inorganic	EPA:150.1	GU060600G8WT90	pH	J	I9 The holding time is exceeded. Positive results may be biased low and nondetected analytes may be false negatives. An evaluation of the data with respect to the technical implications of exceeding the holding time is recommended.
166300	General Inorganic	EPA:300 EPA:365.4	GU060600G8WT90	Fluoride Total Phosphate as Phosphorus	U	I4a In comparison with the preparation blank, the sample result is greater than the Estimated Detection Limit but less than or equal to five times the concentration of the related analyte in the blank.
166300	General Inorganic	EPA:335.3 EPA:351.2	GU060600G8WT90	Cyanide (Total) Total Kjeldahl Nitrogen	UJ	IWQ2 Negative blank sample results were greater than the Method Detection Limit.
166300	General Inorganic	EPA:410.4	GU060600G8WT91	Chemical Oxygen Demand	U	I4a In comparison with the preparation blank, the sample result is greater than the Estimated Detection Limit but less than or equal to five times the concentration of the related analyte in the blank.
166300	High Explosives	SW-846:8321A_MOD	GU060600G8WT01	Trinitrobenzene[1,3,5-] Trinitrotoluene[2,4,6-]	UJ	LC3 The Continuing Calibration Verification %Difference failed low.
166300	High Explosives	SW-846:8321A_MOD	GU060600G8WT01	All Target Analytes	UJ	LH1 The holding time is exceeded for sample analysis
166300	High Explosives	SW-846:8321A_MOD	GU060600G8WT01	Dinitrotoluene[2,4-] Trinitrobenzene[1,3,5-] Trinitrotoluene[2,4,6-]	UJ	LIV3 The Initial Calibration Verification %Difference failed low.
166300	High Explosives	SW-846:8321A_MOD	GU060600G8WT01	Amino-2,6-dinitrotoluene[4-] Tetryl	UJ	LMS3 The Matrix Spike/Matrix Spike Duplicate %Recovery failed low.

Table D-4 (continued)

Request	Suite	Method	Sample	Analyte	Flag	Reason Code/Explanation
166300	High Explosives	SW-846:8321A_MOD	GU060600G8WT01	2,4-Diamino-6-nitrotoluene 3,5-dinitroaniline TATB Tri-o-cresylphosphate (TOCP)	UJ	LMS4 Relative percent difference of the Matrix Spike/Matrix Spike Duplicate is greater than the acceptance criteria or the recoveries fail both high and low.
166300	High Explosives	SW-846:8321A_MOD	GU060600G8WT90	Trinitrobenzene[1,3,5-] Trinitrotoluene[2,4,6-]	UJ	LC3 The Continuing Calibration Verification %Difference failed low.
166300	High Explosives	SW-846:8321A_MOD	GU060600G8WT90	All Target Analytes	UJ	LH1 The holding time is exceeded for sample analysis.
166300	High Explosives	SW-846:8321A_MOD	GU060600G8WT90	Dinitrotoluene[2,4-] Trinitrobenzene[1,3,5-] Trinitrotoluene[2,4,6-]	UJ	LIV3 The Initial Calibration Verification %Difference failed low.
166300	High Explosives	SW-846:8321A_MOD	GU060600G8WT90	Amino-2,6-dinitrotoluene[4-] Tetryl	UJ	LMS3 The Matrix Spike/Matrix Spike Duplicate %Recovery failed low.
166300	High Explosives	SW-846:8321A_MOD	GU060600G8WT90	2,4-Diamino-6-nitrotoluene 3,5-dinitroaniline TATB Tri-o-cresylphosphate (TOCP)	UJ	LMS4 Relative percent difference of the Matrix Spike/Matrix Spike Duplicate is greater than the acceptance criteria or the recoveries fail both high and low.
166300	Metals	SW-846:6020	GF060600G8WT01 GF060600G8WT90	Antimony Chromium	UJ	I4a In comparison with the preparation blank, the sample result is greater than the Estimated Detection Limit but less than or equal to five times the concentration of the related analyte in the blank.
166300	Pesticides PCBs	SW-846:8081A	GU060600G8WT01	Endosulfan Sulfate	R	PWQ11 Calibration Verification %Difference exceeded 60%.
166300	Pesticides	SW-846:8081A	GU060600G8WT01	All Target Analytes	UJ	PWQ1 No Matrix Spike/Matrix Spike Duplicate data was included in the data package.
166300	Pesticides	SW-846:8081A	GU060600G8WT90	All Target Analytes	R	P3d The result is less than the Estimated Quantitation Limit and the surrogate less than 10%Recovery, which indicates a significant potential for false negative results.
166300	Pesticides PCBs	SW-846:8081A	GU060600G8WT90	Endosulfan Sulfate	R	PWQ11 Calibration Verification %Difference exceeded 60%.
166300	Pesticides PCBs	SW-846:8081A	GU060600G8WT90	All Target Analytes	UJ	PWQ1 No Matrix Spike/Matrix Spike Duplicate data was included in the data package.

Table D-4 (continued)

Request	Suite	Method	Sample	Analyte	Flag	Reason Code/Explanation
166300	Radionuclides	EPA:905.0 EPA:901.1 EPA:901.1 EPA:900 EPA:900 EPA:901.1 EPA:901.1 HASL-300:ISOPU HASL-300:ISOPU EPA:901.1 EPA:901.1 HASL-300:ISOU	GF060600G8WT01, GF060600G8WT90	Strontium-90 Cesium-137 Cobalt-60 Gross alpha Gross beta Gross gamma Neptunium-237 Plutonium-238 Plutonium-239/240 Potassium-40 Sodium-22 Uranium-235/236	J-	R3c The matrix spike %Recovery value is less than the lower limit and the sample result is less than the Minimum Detectable Activity.
166300	Radionuclides	EPA:905.0 EPA:901.1 EPA:901.1 EPA:900 EPA:900 EPA:901.1 EPA:901.1 HASL-300:ISOPU HASL-300:ISOPU EPA:901.1 EPA:901.1 HASL-300:ISOU	GU060600G8WT90	Strontium-90 Cesium-137 Cobalt-60 Gross alpha Gross beta Gross gamma Neptunium-237 Plutonium-238 Plutonium-239/240 Potassium-40 Sodium-22 Uranium-235/236	J-	R3c The matrix spike %Recovery value is less than the lower limit and the sample result is less than the Minimum Detectable Activity.
166300	Semivolatile Organic Analytes	SW-846:8270C	GU060600G8WT02	Dichlorophenol[2,4-] Dinitrophenol[2,4-] Nitrophenol[2-] Trichlorophenol[2,4,5-] Trichlorophenol[2,4,6-]	R	SWQ4 The spike percent recovery value is less than 10% which increases the potential for false negatives being reported. This could be caused by analytical interferences.
166300	Semivolatile Organic Analytes	SW-846:8260B	GU060600G8WT02	Butanol[1-]	R	V7b The affected analytes were analyzed with a Relative Response Factor of less than 0.05.

Table D-4 (continued)

Request	Suite	Method	Sample	Analyte	Flag	Reason Code/Explanation
166300	Semivolatile Organic Analytes	SW-846:8270C	GU060600G8WT02	Chloro-3-methylphenol[4-] Chlorophenol[2-] Dichlorophenol[2,4-] Dimethylphenol[2,4-] Methylphenol[2-] Methylphenol[3-,4-] Nitrophenol[2-] Phenol Trichlorophenol[2,4,5-] Trichlorophenol[2,4,6-]	UJ	SWQ1 Relative percent difference of the Matrix Spike/Matrix Spike Duplicate is greater than the acceptance criteria.
166300	Semivolatile Organic Analytes	SW-846:8270C	GU060600G8WT02	Chloro-3-methylphenol[4-] Chlorophenol[2-] Dichlorobenzene[1,3-] Dichlorobenzene[1,4-] Dinitro-2-methylphenol[4,6-] Hexachloroethane Pentachlorophenol	UJ	SWQ3 The spike percent recovery value is greater than 10% and less than the lower acceptance limit, which indicates a potential low bias in the results.
166300	Semivolatile Organic Analytes	SW-846:8260B	GU060600G8WT02	Butanol[1-] Diethyl Ether	UJ	V9 The analytical and/or extraction holding time is exceeded.
166300	Semivolatile Organic Analytes	SW-846:8270C	GU060600G8WT91	Dichlorophenol[2,4-] Dinitrophenol[2,4-] Nitrophenol[2-] Trichlorophenol[2,4,5-] Trichlorophenol[2,4,6-]	R	SWQ4 The spike percent recovery value is less than 10% which increases the potential for false negatives being reported. This could be caused by analytical interferences.
166300	Semivolatile Organic Analytes	SW-846:8260B	GU060600G8WT91	Butanol[1-]	R	V7b The affected analytes were analyzed with a Relative Response Factor of less than 0.05.

Table D-4 (continued)

Request	Suite	Method	Sample	Analyte	Flag	Reason Code/Explanation
166300	Semivolatile Organic Analytes	SW-846:8270C	GU060600G8WT91	Chloro-3-methylphenol[4-] Chlorophenol[2-] Dichlorophenol[2,4-] Dimethylphenol[2,4-] Methylphenol[2-] Methylphenol[3-,4-] Nitrophenol[2-] Phenol Trichlorophenol[2,4,5-] Trichlorophenol[2,4,6-]	UJ	SWQ1 Relative percent difference of the Matrix Spike/Matrix Spike Duplicate is greater than the acceptance criteria.
166300	Semivolatile Organic Analytes	SW-846:8270C	GU060600G8WT91	Chloro-3-methylphenol[4-] Chlorophenol[2-] Dichlorobenzene[1,3-] Dichlorobenzene[1,4-] Dinitro-2-methylphenol[4,6-] Hexachloroethane Pentachlorophenol	UJ	SWQ3 The spike percent recovery value is greater than 10% and less than the lower acceptance limit, which indicates a potential low bias in the results.
166300	Semivolatile Organic Analytes	SW-846:8260B	GU060600G8WT91	Butanol[1-] Diethyl Ether	UJ	V9 The analytical and/or extraction holding time is exceeded.
166300	Volatile Organic Analytes	SW-846:8260B	GU060600G8WT02	Dioxane[1,4-]	R	V7b The affected analytes were analyzed with a Relative Response Factor of less than 0.05.
166300	Volatile Organic Analytes	SW-846:8260B	GU060600G8WT02	Methyl-1-propanol[2-] Propionitrile	UJ	V7b The affected analytes were analyzed with a Relative Response Factor of less than 0.05.
166300	Volatile Organic Analytes	SW-846:8260B	GU060600G8WT02	All Target Analytes	UJ	V9 The analytical and/or extraction holding time is exceeded.
166300	Volatile Organic Analytes	SW-846:8260B	GU060600G8WT91	Dioxane[1,4-]	R	V7b The affected analytes were analyzed with a Relative Response Factor of less than 0.05.
166300	Volatile Organic Analytes	SW-846:8260B	GU060600G8WT91	Methyl-1-propanol[2-] Propionitrile	UJ	V7b The affected analytes were analyzed with a Relative Response Factor of less than 0.05.
166300	Volatile Organic Analytes	SW-846:8260B	GU060600G8WT91	All Target Analytes	UJ	V9 The analytical and/or extraction holding time is exceeded.
166303	Semivolatile Organic Analytes	SW-846:8260B	GU060600G8WT02-FTB	Butanol[1-]	UJ	V7b The affected analytes were analyzed with a Relative Response Factor of less than 0.05.

Table D-4 (continued)

Request	Suite	Method	Sample	Analyte	Flag	Reason Code/Explanation
166303	Volatile Organic Analytes	SW-846:8260B	GU060600G8WT02-FTB	Dioxane[1,4-]	R	V7b The affected analytes were analyzed with a Relative Response Factor of less than 0.05.
166303	Volatile Organic Analytes	SW-846:8260B	GU060600G8WT02-FTB	Methyl-1-propanol[2-]	UJ	V7b The affected analytes were analyzed with a Relative Response Factor of less than 0.05.
166310	General Inorganic	EPA:150.1 EPA:160.1	GF060500GMC401	pH Total Dissolved Solids	J	I9 The holding time is exceeded. Positive results may be biased low and nondetected analytes may be false negatives. An evaluation of the data with respect to the technical implications of exceeding the holding time is recommended.
166310	General Inorganic	SW846 6850 Modified	GF060500GMC401	Perchlorate	J	LMS1 An applicable Matrix Spike/Matrix Spike Duplicate analysis was not performed.
166310	General Inorganic	EPA:353.1	GF060500GMC401	Nitrate-Nitrite as N	J+	I3 The spike percent recovery value is greater than or equal to the upper acceptance limit (125%) but less than or equal to 150% and the result is a detect, which indicates a potential high bias in the sample results.
166310	General Inorganic	EPA:350.1 EPA:300 EPA:365.4	GF060500GMC401	Ammonia as Nitrogen Fluoride Total Phosphate as Phosphorus	U	I4a In comparison with the preparation blank, the sample result is greater than the Estimated Detection Limit but less than or equal to five times the concentration of the related analyte in the blank.
166310	General Inorganic	EPA:335.3	GF060500GMC401	Cyanide (Total)	UJ	IWQ2 Negative blank sample results were greater than the Method Detection Limit.
166310	General Inorganic	EPA:150.1 EPA:160.2 EPA:160.1	GU060500GMC401	pH Suspended Sediment Concentration Total Dissolved Solids	J	I9 The holding time is exceeded. Positive results may be biased low and nondetected analytes may be false negatives. An evaluation of the data with respect to the technical implications of exceeding the holding time is recommended.
166310	General Inorganic	EPA:353.1	GU060500GMC401	Nitrate-Nitrite as N	J+	I3 The spike percent recovery value is greater than or equal to the upper acceptance limit (125%) but less than or equal to 150% and the result is a detect, which indicates a potential high bias in the sample results.
166310	General Inorganic	EPA:335.3	GU060500GMC401	Cyanide (Total)	JN-	IWQ2 Negative blank sample results were greater than the Method Detection Limit.
166310	General Inorganic	EPA:350.1 EPA:300 EPA:351.2 EPA:365.4	GU060500GMC401	Ammonia as Nitrogen Fluoride Total Kjeldahl Nitrogen Total Phosphate as Phosphorus	U	I4a In comparison with the preparation blank, the sample result is greater than the Estimated Detection Limit but less than or equal to five times the concentration of the related analyte in the blank.
166310	General Inorganic	EPA:160.2	GU060600GMC403	Total Suspended Solids	J	I9 The holding time is exceeded. Positive results may be biased low and nondetected analytes may be false negatives. An evaluation of the data with respect to the technical implications of exceeding the holding time is recommended.

Table D-4 (continued)

Request	Suite	Method	Sample	Analyte	Flag	Reason Code/Explanation
166310	General Inorganic	EPA:410.4	GU060600GMC403 GU06060G14R201	Chemical Oxygen Demand	U	I4a In comparison with the preparation blank, the sample result is greater than the Estimated Detection Limit but less than or equal to five times the concentration of the related analyte in the blank.
166310	High Explosives	SW-846:8321A_MOD	GU060500GMC401	All Target Analytes	R	LIS4 The IS Retention Time is > 30secs from that of the associated standard.
166310	High Explosives	SW-846:8321A_MOD	GU060500GMC401	Trinitrobenzene[1,3,5-] Trinitrotoluene[2,4,6-]	UJ	LC3 The Continuing Calibration Verification %Difference failed low.
166310	High Explosives	SW-846:8321A_MOD	GU060500GMC401	All Target Analytes	UJ	LH1 The holding time is exceeded for sample analysis
166310	High Explosives	SW-846:8321A_MOD	GU060500GMC401	Dinitrotoluene[2,4-]	UJ	LIV3 The Initial Calibration Verification %Difference failed low.
166310	High Explosives	SW-846:8321A_MOD	GU060500GMC401	Amino-2,6-dinitrotoluene[4-] Tetryl	UJ	LMS3 The Matrix Spike/Matrix Spike Duplicate %Recovery failed low.
166310	High Explosives	SW-846:8321A_MOD	GU060500GMC401	2,4-Diamino-6-nitrotoluene 3,5-dinitroaniline TATB Tri-o-cresylphosphate (TOCP)	UJ	LMS4 Relative percent difference of the Matrix Spike/Matrix Spike Duplicate is greater than the acceptance criteria or the recoveries fail both high and low.
166310	Metals	SW-846:6020	GF060500GMC401	Selenium	UJ	I3e The spike percent recovery value is greater than 30% and less than the lower acceptance limit (75%), and the sample result is a nondetect, which indicates a potential for false negatives being reported.
166310	Metals	SW-846:6020	GF060500GMC401	Selenium	UJ	IWQ2 Negative blank sample results were greater than the Method Detection Limit.
166310	Metals	SW-846:6020	GU060500GMC401	Selenium	UJ	I3e The spike percent recovery value is greater than 30% and less than the lower acceptance limit (75%), and the sample result is a nondetect, which indicates a potential for false negatives being reported.
166310	Metals	SW-846:6020	GU060500GMC401	Selenium	UJ	IWQ2 Negative blank sample results were greater than the Method Detection Limit.
166310	Pesticides	SW-846:8081A	GU060500GMC401	All Target Analytes	UJ	P9 The holding time is exceeded.

Table D-4 (continued)

Request	Suite	Method	Sample	Analyte	Flag	Reason Code/Explanation
166310	Radionuclides	EPA:900 EPA:901.1 EPA:901.1 EPA:900 EPA:901.1 EPA:901.1 HASL-300:ISOPU HASL-300:ISOPU EPA:901.1 EPA:901.1 EPA:905.0 HASL-300:ISOU HASL-300:ISOU HASL-300:ISOU	GF060500GMC401	Gross beta Cesium-137 Cobalt-60 Gross alpha Gross gamma Neptunium-237 Plutonium-238 Plutonium-239/240 Potassium-40 Sodium-22 Strontium-90 Uranium-234 Uranium-235/236 Uranium-238	J	RWQ2 Result values are less than 3 times the Minimum Detectable Concentration.
166310	Radionuclides	EPA:900 EPA:901.1 EPA:901.1 EPA:900 EPA:900 EPA:901.1 EPA:901.1 HASL-300:ISOPU HASL-300:ISOPU EPA:901.1 EPA:901.1 EPA:905.0 HASL-300:ISOU HASL-300:ISOU HASL-300:ISOU	GU060500GMC401	Gross alpha Cesium-137 Cobalt-60 Gross alpha Gross beta Gross gamma Neptunium-237 Plutonium-238 Plutonium-239/240 Potassium-40 Sodium-22 Strontium-90 Uranium-234 Uranium-235/236 Uranium-238	J-	R3c The matrix spike %Recovery value is less than the lower limit and the sample result is less than the Minimum Detectable Activity.

Table D-4 (continued)

Request	Suite	Method	Sample	Analyte	Flag	Reason Code/Explanation
166310	Radionuclides	EPA:900 EPA:901.1 EPA:901.1 EPA:900 EPA:900 EPA:901.1 EPA:901.1 HASL-300:ISOPU HASL-300:ISOPU EPA:901.1 EPA:901.1 EPA:905.0 HASL-300:ISOU HASL-300:ISOU HASL-300:ISOU	GU060500GMC401-FB	Gross alpha Cesium-137 Cobalt-60 Gross alpha Gross beta Gross gamma Neptunium-237 Plutonium-238 Plutonium-239/240 Potassium-40 Sodium-22 Strontium-90 Uranium-234 Uranium-235/236 Uranium-238	J-	R3c The matrix spike %Recovery value is less than the lower limit and the sample result is less than the Minimum Detectable Activity.
166310	Semivolatile Organic Analytes	SW-846:8270C	GU060600GMC403	Dichlorophenol[2,4-] Dinitrophenol[2,4-] Nitrophenol[2-] Trichlorophenol[2,4,5-] Trichlorophenol[2,4,6-]	R	SWQ4 The spike percent recovery value is less than 10% which increases the potential for false negatives being reported. This could be caused by analytical interferences.
166310	Semivolatile Organic Analytes	SW-846:8260B	GU060600GMC403	Butanol[1-]	R	V7b The affected analytes were analyzed with a Relative Response Factor of less than 0.05.
166310	Semivolatile Organic Analytes	SW-846:8260B	GU060600GMC403	Butanol[1-] Diethyl Ether	R	V9 The analytical and/or extraction holding time is exceeded.
166310	Semivolatile Organic Analytes	SW-846:8270C	GU060600GMC403	Dichlorobenzene[1,3-] Dichlorobenzene[1,4-] Hexachloroethane	UJ	SV12b The Laboratory Control Sample percent recovery was less than the lower acceptance level but greater than 10% and the result is detected.

Table D-4 (continued)

Request	Suite	Method	Sample	Analyte	Flag	Reason Code/Explanation
166310	Semivolatile Organic Analytes	SW-846:8270C	GU060600GMC403	Benzoic Acid Chloro-3-methylphenol[4-] Chlorophenol[2-] Dichlorophenol[2,4-] Dimethylphenol[2,4-] Dinitro-2-methylphenol[4,6-] Methylphenol[2-] Methylphenol[3-,4-] Nitrophenol[2-] Nitrophenol[4-] Pentachlorophenol Phenol Trichlorophenol[2,4,5-] Trichlorophenol[2,4,6-]	UJ	SWQ1 Relative percent difference of the Matrix Spike/Matrix Spike Duplicate is greater than the acceptance criteria.
166310	Semivolatile Organic Analytes	SW-846:8270C	GU060600GMC403	Benzoic Acid Chloro-3-methylphenol[4-] Chlorophenol[2-] Dichlorobenzene[1,3-] Dichlorobenzene[1,4-] Dimethylphenol[2,4-] Dinitro-2-methylphenol[4,6-] Hexachloroethane Methylphenol[2-] Methylphenol[3-,4-] Nitrophenol[4-] Pentachlorophenol Phenol	UJ	SWQ3 The spike percent recovery value is greater than 10% and less than the lower acceptance limit, which indicates a potential low bias in the results.
166310	Semivolatile Organic Analytes	SW-846:8270C	GU06060G14R201	Dichlorophenol[2,4-] Dinitrophenol[2,4-] Nitrophenol[2-] Trichlorophenol[2,4,5-] Trichlorophenol[2,4,6-]	R	SWQ4 The spike percent recovery value is less than 10% which increases the potential for false negatives being reported. This could be caused by analytical interferences.
166310	Semivolatile Organic Analytes	SW-846:8260B	GU06060G14R201	Butanol[1-]	R	V7b The affected analytes were analyzed with a Relative Response Factor of less than 0.05.

Table D-4 (continued)

Request	Suite	Method	Sample	Analyte	Flag	Reason Code/Explanation
166310	Semivolatile Organic Analytes	SW-846:8270C	GU06060G14R201	Dichlorobenzene[1,3-] Dichlorobenzene[1,4-] Hexachloroethane	UJ	SV12b The Laboratory Control Sample percent recovery was less than the lower acceptance level but greater than 10% and the result is detected.
166310	Semivolatile Organic Analytes	SW-846:8270C	GU06060G14R201	Benzoic Acid Chloro-3-methylphenol[4-] Chlorophenol[2-] Dichlorophenol[2,4-] Dimethylphenol[2,4-] Dinitro-2-methylphenol[4,6-] Methylphenol[2-] Methylphenol[3-,4-] Nitrophenol[2-] Nitrophenol[4-] Pentachlorophenol Phenol Trichlorophenol[2,4,5-] Trichlorophenol[2,4,6-]	UJ	SWQ1 Relative percent difference of the Matrix Spike/Matrix Spike Duplicate is greater than the acceptance criteria.
166310	Semivolatile Organic Analytes	SW-846:8270C	GU06060G14R201	Benzoic Acid Chloro-3-methylphenol[4-] Chlorophenol[2-] Dichlorobenzene[1,3-] Dichlorobenzene[1,4-] Dimethylphenol[2,4-] Dinitro-2-methylphenol[4,6-] Hexachloroethane Methylphenol[2-] Methylphenol[3-,4-] Nitrophenol[4-] Pentachlorophenol Phenol	UJ	SWQ3 The spike percent recovery value is greater than 10% and less than the lower acceptance limit, which indicates a potential low bias in the results.
166310	Semivolatile Organic Analytes	SW-846:8260B	GU06060G14R201	Butanol[1-] Diethyl Ether	UJ	V9 The analytical and/or extraction holding time is exceeded.
166310	Volatile Organic Analytes	SW-846:8260B	GU06060GMC403	Toluene	J	V9 The analytical and/or extraction holding time is exceeded.

Table D-4 (continued)

Request	Suite	Method	Sample	Analyte	Flag	Reason Code/Explanation
166310	Volatile Organic Analytes	SW-846:8260B	GU060600GMC403	Acrolein Dioxane[1,4-]	R	V7b The affected analytes were analyzed with a Relative Response Factor of less than 0.05.
166310	Volatile Organic Analytes	SW-846:8260B	GU060600GMC403	All Target Analytes	R	V9 The analytical and/or extraction holding time is exceeded.
166311 166311	Volatile Organic Analytes Volatile Organic Analytes	SW-846:8260B SW-846:8260B	GU060600GMC401-FTB GU060600GMC401-FTB	Methyl-1-propanol[2-] Propionitrile Acetonitrile Acrolein Acrylonitrile Benzene Bromobenzene Bromochloromethane Bromodichloromethane Bromoform Bromomethane Butanone[2-] Butylbenzene[n-] Butylbenzene[sec-] Butylbenzene[tert-] Carbon Tetrachloride Chloro-1,3-butadiene[2-] Chloro-1-propene[3-] Chlorobenzene Chlorodibromomethane Chloroethane Chloroform Chloromethane Chlorotoluene[2-] Chlorotoluene[4-]	UJ UJ	V7b The affected analytes were analyzed with a Relative Response Factor of less than 0.05. V9 The analytical and/or extraction holding time is exceeded.

Table D-4 (continued)

Request	Suite	Method	Sample	Analyte	Flag	Reason Code/Explanation
166355	Volatile Organic Analytes	SW-846:8260B	GU060600G3TM01-FTB	Hexachlorobutadiene Hexanone[2-] Iodomethane Isopropylbenzene Isopropyltoluene[4-] Methacrylonitrile Methyl Methacrylate Methyl tert-Butyl Ether Methyl-1-propanol[2-] Methyl-2-pentanone[4-] Methylene Chloride Naphthalene Propionitrile Propylbenzene[1-] Styrene Tetrachloroethane[1,1,1,2-] Tetrachloroethane[1,1,2,2-] Tetrachloroethene Toluene Trichloro-1,2,2-trifluoroethane[1,1,2-] Trichlorobenzene[1,2,3-] Trichlorobenzene[1,2,4-] Trichloroethane[1,1,1-]	UJ	V14b The matrix spike and/or the matrix spike duplicate analysis was not performed on a sample associated with a LANL request number.
166561	High Explosives	SW-846:8321A_MOD	GU060500G13R01	Tri-o-cresylphosphate (TOCP)	UJ	LMS1 An applicable Matrix Spike/Matrix Spike Duplicate analysis was not performed.
166561	High Explosives	SW-846:8321A_MOD	GU060500G15R01	Nitrotoluene[3-]	J	LMS1 An applicable Matrix Spike/Matrix Spike Duplicate analysis was not performed.
166561	High Explosives	SW-846:8321A_MOD	GU060500G15R01	Nitrotoluene[3-]	J+	LDL2 The Contract Required Detection Limit Check Standard recovery failed high.
166561	High Explosives	SW-846:8321A_MOD	GU060500G15R01	Amino-4,6-dinitrotoluene[2-] Dinitrotoluene[2,4-] Trinitrobenzene[1,3,5-] Trinitrotoluene[2,4,6-]	UJ	LC3 The Continuing Calibration Verification %Difference failed low.

Table D-4 (continued)

Request	Suite	Method	Sample	Analyte	Flag	Reason Code/Explanation
167207	Volatile Organic Analytes	SW-846:8260B	GU06060G16R201-FTB	Chloroform Chloromethane Chlorotoluene[2-] Chlorotoluene[4-] Dibromo-3-Chloropropane[1,2-] Dibromoethane[1,2-] Dibromomethane Dichlorobenzene[1,2-] Dichlorobenzene[1,3-] Dichlorobenzene[1,4-] Dichlorodifluoromethane Dichloroethane[1,1-] Dichloroethane[1,2-] Dichloroethene[1,1-] Dichloroethene[cis-1,2-] Dichloroethene[trans-1,2-] Dichloropropane[1,2-] Dichloropropane[1,3-] Dichloropropane[2,2-] Dichloropropene[1,1-] Dichloropropene[cis/trans-1,3-] Dichloropropene[cis-1,3-]	UJ	V14b The matrix spike and/or the matrix spike duplicate analysis was not performed on a sample associated with a LANL request number.

Table D-4 (continued)

Request	Suite	Method	Sample	Analyte	Flag	Reason Code/Explanation	
166310	Volatile Organic Analytes	SW-846:8260B	GU060600GMC403	Isopropyltoluene[4-] Methacrylonitrile Methyl Methacrylate Methyl tert-Butyl Ether Methyl-1-propanol[2-] Methyl-2-pentanone[4-] Methylene Chloride Naphthalene Propionitrile Propylbenzene[1-] Styrene Tetrachloroethane[1,1,1,2-] Tetrachloroethane[1,1,2,2-] Tetrachloroethene Trichloro-1,2,2-trifluoroethane[1,1,2-] Trichlorobenzene[1,2,3-] Trichlorobenzene[1,2,4-] Trichloroethane[1,1,1-] Trichloroethane[1,1,2-] Trichloroethene Trichlorofluoromethane Trichloropropane[1,2,3-] Trimethylbenzene[1,2,4-] Trimethylbenzene[1,3,5-] Vinyl acetate Vinyl Chloride Xylene[1,2-] Xylene[1,3-]+Xylene[1,4-]	R	V9	The analytical and/or extraction holding time is exceeded.
166310	Volatile Organic Analytes	SW-846:8260B	GU060600GMC403	Methyl-1-propanol[2-] Propionitrile	UJ	V7b	The affected analytes were analyzed with a Relative Response Factor of less than 0.05.
166310	Volatile Organic Analytes	SW-846:8260B	GU060600GMC403	Acrolein	UJ	VWQ9	Calibration Verification %Difference was greater than the acceptance criteria but less than 60%.
166310	Volatile Organic Analytes	SW-846:8260B	GU06060G14R201	Acrolein Dioxane[1,4-]	R	V7b	The affected analytes were analyzed with a Relative Response Factor of less than 0.05.
166310	Volatile Organic Analytes	SW-846:8260B	GU06060G14R201	Methyl-1-propanol[2-] Propionitrile	UJ	V7b	The affected analytes were analyzed with a Relative Response Factor of less than 0.05.
166310	Volatile Organic Analytes	SW-846:8260B	GU06060G14R201	All Target Analytes	UJ	V9	The analytical and/or extraction holding time is exceeded.

Table D-4 (continued)

Request	Suite	Method	Sample	Analyte	Flag	Reason Code/Explanation
166310	Volatile Organic Analytes	SW-846:8260B	GU06060G14R201	Acrolein	UJ	VWQ9 Calibration Verification %Difference was greater than the acceptance criteria but less than 60%
166311	Semivolatile Organic Analytes	SW-846:8260B	GU060600GMC401-FTB	Butanol[1-]	R	V7b The affected analytes were analyzed with a Relative Response Factor of less than 0.05.
166311	Semivolatile Organic Analytes	SW-846:8260B	GU060600GMC401-FTB	Butanol[1-] Diethyl Ether	UJ	V9 The analytical and/or extraction holding time is exceeded.
166311	Semivolatile Organic Analytes	SW-846:8260B	GU06060G14R201-FTB	Butanol[1-]	R	V7b The affected analytes were analyzed with a Relative Response Factor of less than 0.05.
166311	Volatile Organic Analytes	SW-846:8260B	GU060600GMC401-FTB	Acetone Carbon Disulfide	J	V9 The analytical and/or extraction holding time is exceeded.
166311	Volatile Organic Analytes	SW-846:8260B	GU060600GMC401-FTB	Acetone	J-	VWQ9 Calibration Verification %Difference was greater than the acceptance criteria but less than 60%.
166311	Volatile Organic Analytes	SW-846:8260B	GU060600GMC401-FTB	Acrolein Dioxane[1,4-]	R	V7b The affected analytes were analyzed with a Relative Response Factor of less than 0.05.
166311	Volatile Organic Analytes	SW-846:8260B	GU060600GMC401-FTB	All Target Analytes	UJ	V9 The analytical and/or extraction holding time is exceeded.
166311	Volatile Organic Analytes	SW-846:8260B	GU060600GMC401-FTB	Acrolein	UJ	VWQ9 Calibration Verification %Difference was greater than the acceptance criteria but less than 60%.
166311	Volatile Organic Analytes	SW-846:8260B	GU06060G14R201-FTB	Acetone	J-	VWQ9 Calibration Verification %Difference was greater than the acceptance criteria but less than 60%.
166311	Volatile Organic Analytes	SW-846:8260B	GU06060G14R201-FTB	Acrolein Dioxane[1,4-]	R	V7b The affected analytes were analyzed with a Relative Response Factor of less than 0.05.
166311	Volatile Organic Analytes	SW-846:8260B	GU06060G14R201-FTB	Methyl-1-propanol[2-] Propionitrile	UJ	V7b The affected analytes were analyzed with a Relative Response Factor of less than 0.05.
166311	Volatile Organic Analytes	SW-846:8260B	GU06060G14R201-FTB	Acrolein	UJ	VWQ9 Calibration Verification %Difference was greater than the acceptance criteria but less than 60%.
166312	General Inorganic	EPA:150.1	GF060600P20001	pH	J	I9 The holding time is exceeded. Positive results may be biased low and nondetected analytes may be false negatives. An evaluation of the data with respect to the technical implications of exceeding the holding time is recommended.

Table D-4 (continued)

Request	Suite	Method	Sample	Analyte	Flag	Reason Code/Explanation
166312	General Inorganic	EPA:350.1 EPA:365.4	GF060600P20001	Ammonia as Nitrogen Total Phosphate as Phosphorus	U	I4a In comparison with the preparation blank, the sample result is greater than the Estimated Detection Limit but less than or equal to five times the concentration of the related analyte in the blank.
166312	General Inorganic	EPA:335.3	GF060600P20001	Cyanide (Total)	UJ	IWQ2 Negative blank sample results were greater than the Method Detection Limit.
166312	General Inorganic	EPA:150.1	GF060600PE1E01	pH	J	I9 The holding time is exceeded. Positive results may be biased low and nondetected analytes may be false negatives. An evaluation of the data with respect to the technical implications of exceeding the holding time is recommended.
166312	General Inorganic	EPA:350.1	GF060600PE1E01	Ammonia as Nitrogen	U	I4a In comparison with the preparation blank, the sample result is greater than the Estimated Detection Limit but less than or equal to five times the concentration of the related analyte in the blank.
166312	General Inorganic	EPA:335.3	GF060600PE1E01	Cyanide (Total)	UJ	IWQ2 Negative blank sample results were greater than the Method Detection Limit.
166312	General Inorganic	EPA:150.1	GU060600P20001	pH	J	I9 The holding time is exceeded. Positive results may be biased low and nondetected analytes may be false negatives. An evaluation of the data with respect to the technical implications of exceeding the holding time is recommended.
166312	General Inorganic	EPA:350.1	GU060600P20001	Ammonia as Nitrogen	U	I4a In comparison with the preparation blank, the sample result is greater than the Estimated Detection Limit but less than or equal to five times the concentration of the related analyte in the blank.
166312	General Inorganic	EPA:335.3	GU060600P20001	Cyanide (Total)	UJ	IWQ2 Negative blank sample results were greater than the Method Detection Limit.
166312	General Inorganic	EPA:150.1	GU060600PE1E01	pH	J	I9 The holding time is exceeded. Positive results may be biased low and nondetected analytes may be false negatives. An evaluation of the data with respect to the technical implications of exceeding the holding time is recommended.
166312	General Inorganic	EPA:350.1	GU060600PE1E01	Ammonia as Nitrogen	U	I4a In comparison with the preparation blank, the sample result is greater than the Estimated Detection Limit but less than or equal to five times the concentration of the related analyte in the blank.
166312	General Inorganic	EPA:335.3	GU060600PE1E01	Cyanide (Total)	UJ	IWQ2 Negative blank sample results were greater than the Method Detection Limit.
166312	High Explosives	SW-846:8321A_MOD	GU060600P20001	All Target Analytes	R	LIS4 The IS Retention Time is > 30secs from that of the associated standard.
166312	High Explosives	SW-846:8321A_MOD	GU060600P20001	All Target Analytes	UJ	LH1 The holding time is exceeded for sample analysis.
166312	High Explosives	SW-846:8321A_MOD	GU060600P20001	Amino-2,6-dinitrotoluene[4-] Tetryl	UJ	LMS3 The Matrix Spike/Matrix Spike Duplicate %Recovery failed low.
166312	High Explosives	SW-846:8321A_MOD	GU060600PE1E01	All Target Analytes	R	LIS4 The IS Retention Time is > 30secs from that of the associated standard.
166312	High Explosives	SW-846:8321A_MOD	GU060600PE1E01	All Target Analytes	UJ	LH1 The holding time is exceeded for sample analysis.
166312	High Explosives	SW-846:8321A_MOD	GU060600PE1E01	Amino-2,6-dinitrotoluene[4-] Tetryl	UJ	LMS3 The Matrix Spike/Matrix Spike Duplicate %Recovery failed low.

Table D-4 (continued)

Request	Suite	Method	Sample	Analyte	Flag	Reason Code/Explanation
166312	Metals	SW-846:6020	GF060600P20001	Antimony	U	I4a In comparison with the preparation blank, the sample result is greater than the Estimated Detection Limit but less than or equal to five times the concentration of the related analyte in the blank.
166312	Metals	SW-846:6020	GF060600P20001	Selenium	UJ	I3e The spike percent recovery value is greater than 30% and less than the lower acceptance limit (75%), and the sample result is a nondetect, which indicates a potential for false negatives being reported.
166312	Metals	SW-846:6020	GF060600P20001	Selenium	UJ	IWQ2 Negative blank sample results were greater than the Method Detection Limit.
166312	Metals	SW-846:6020	GF060600PE1E01	Antimony Chromium	U	I4a In comparison with the preparation blank, the sample result is greater than the Estimated Detection Limit but less than or equal to five times the concentration of the related analyte in the blank.
166312	Metals	SW-846:6020	GF060600PE1E01	Selenium	UJ	I3e The spike percent recovery value is greater than 30% and less than the lower acceptance limit (75%), and the sample result is a nondetect, which indicates a potential for false negatives being reported.
166312	Metals	SW-846:6020	GF060600PE1E01	Selenium	UJ	IWQ2 Negative blank sample results were greater than the Method Detection Limit.
166312	Metals	SW-846:6020	GU060600P20001	Selenium	UJ	I3e The spike percent recovery value is greater than 30% and less than the lower acceptance limit (75%), and the sample result is a nondetect, which indicates a potential for false negatives being reported.
166312	Metals	SW-846:6020	GU060600P20001	Selenium	UJ	IWQ2 Negative blank sample results were greater than the Method Detection Limit.
166312	Metals	SW-846:6020	GU060600PE1E01	Antimony	U	I4a In comparison with the preparation blank, the sample result is greater than the Estimated Detection Limit but less than or equal to five times the concentration of the related analyte in the blank.
166312	Metals	SW-846:6020	GU060600PE1E01	Selenium	UJ	I3e The spike percent recovery value is greater than 30% and less than the lower acceptance limit (75%), and the sample result is a nondetect, which indicates a potential for false negatives being reported.
166312	Metals	SW-846:6020	GU060600PE1E01	Selenium	UJ	IWQ2 Negative blank sample results were greater than the Method Detection Limit.
166312	Pesticides PCBs	SW-846:8081A	GU060600P20001	Endosulfan Sulfate	R	PWQ11 Calibration Verification %Difference exceeded 60%.
166312	Pesticides PCBs	SW-846:8081A	GU060600P20001	Endosulfan Sulfate	UJ	PWQ4 The spike percent recovery value is greater than 10% and less than the lower acceptance limit, which indicates a potential low bias in the results.
166312	Pesticides PCBs	SW-846:8081A	GU060600PE1E01	Endosulfan Sulfate	R	PWQ11 Calibration Verification %Difference exceeded 60%
166312	Pesticides PCBs	SW-846:8081A	GU060600PE1E01	Endosulfan Sulfate	UJ	PWQ4 The spike percent recovery value is greater than 10% and less than the lower acceptance limit, which indicates a potential low bias in the results.

Table D-4 (continued)

Request	Suite	Method	Sample	Analyte	Flag	Reason Code/Explanation
166312	Radionuclides	EPA:901.1 EPA:900 EPA:901.1 EPA:901.1 EPA:901.1 EPA:901.1 HASL-300:ISOU	GF060600P20001	Cesium-137 Gross alpha Gross gamma Neptunium-237 Potassium-40 Sodium-22 Uranium-235/236	J	RWQ2 Result values are less than 3 times the Minimum Detectable Concentration.
166312	Radionuclides	EPA:900 HASL-300:ISOU EPA:901.1 EPA:901.1 EPA:901.1 EPA:901.1 HASL-300:ISOU	GF060600PE1E01	Gross alpha Uranium-238 Gross gamma Neptunium-237 Potassium-40 Sodium-22 Uranium-235/236	J	RWQ2 Result values are less than 3 times the Minimum Detectable Concentration.
166312	Radionuclides	EPA:900 EPA:901.1 EPA:901.1 EPA:901.1 EPA:901.1 HASL-300:ISOU	GU060600P20001	Gross alpha Gross gamma Neptunium-237 Potassium-40 Sodium-22 Uranium-235/236	J	RWQ2 Result values are less than 3 times the Minimum Detectable Concentration.
166312	Radionuclides	HASL-300:ISOU EPA:901.1 EPA:901.1 EPA:901.1 EPA:901.1 HASL-300:ISOU	GU060600PE1E01	Uranium-238 Gross gamma Neptunium-237 Potassium-40 Sodium-22 Uranium-235/236	J	RWQ2 Result values are less than 3 times the Minimum Detectable Concentration.
166312	Semivolatile Organic Analytes	SW-846:8270C	GU060600P20001	Dichlorophenol[2,4-] Dinitrophenol[2,4-] Nitrophenol[2-] Trichlorophenol[2,4,5-] Trichlorophenol[2,4,6-]	R	SWQ4 The spike percent recovery value is less than 10% which increases the potential for false negatives being reported. This could be caused by analytical interferences.

Table D-4 (continued)

Request	Suite	Method	Sample	Analyte	Flag	Reason Code/Explanation
166312	Semivolatile Organic Analytes	SW-846:8270C	GU060600P20001	Aniline Atrazine Benzidine Chloroaniline[4-] Dichlorobenzidine[3,3'-] Dinoseb Dioxane[1,4-] Nitroaniline[2-] Nitroaniline[3-] Nitroaniline[4-] Nitrosodiethylamine[N-] Nitroso-di-n-butylamine[N-] Nitrosopyrrolidine[N-] Pentachlorobenzene Tetrachlorobenzene[1,2,4,5-] Tetrachlorophenol[2,3,4,6-]	UJ	SV16 Required calibration information is missing or samples were analyzed on an expired calibration. Data may not be acceptable for use.
166312	Semivolatile Organic Analytes	SW-846:8270C	GU060600P20001	Chloro-3-methylphenol[4-] Chlorophenol[2-] Dichlorophenol[2,4-] Dimethylphenol[2,4-] Methylphenol[2-] Methylphenol[3-,4-] Nitrophenol[2-] Phenol Trichlorophenol[2,4,5-] Trichlorophenol[2,4,6-]	UJ	SWQ1 Relative percent difference of the Matrix Spike/Matrix Spike Duplicate is greater than the acceptance criteria.
166312	Semivolatile Organic Analytes	SW-846:8270C	GU060600P20001	Chloro-3-methylphenol[4-] Chlorophenol[2-] Dichlorobenzene[1,3-] Dichlorobenzene[1,4-] Dinitro-2-methylphenol[4,6-] Hexachloroethane Pentachlorophenol	UJ	SWQ3 The spike percent recovery value is greater than 10% and less than the lower acceptance limit, which indicates a potential low bias in the results.
166312	Semivolatile Organic Analytes	SW-846:8270C	GU060600PE1E01	Dichlorophenol[2,4-] Dinitrophenol[2,4-] Nitrophenol[2-] Trichlorophenol[2,4,5-] Trichlorophenol[2,4,6-]	R	SWQ4 The spike percent recovery value is less than 10% which increases the potential for false negatives being reported. This could be caused by analytical interferences.

Table D-4 (continued)

Request	Suite	Method	Sample	Analyte	Flag	Reason Code/Explanation
166312	Semivolatile Organic Analytes	SW-846:8270C	GU060600PE1E01	Aniline Atrazine Benzidine Chloroaniline[4-] Dichlorobenzidine[3,3'-] Dinoseb Dioxane[1,4-] Nitroaniline[2-] Nitroaniline[3-] Nitroaniline[4-] Nitrosodiethylamine[N-] Nitroso-di-n-butylamine[N-] Nitrosopyrrolidine[N-] Pentachlorobenzene Tetrachlorobenzene[1,2,4,5-] Tetrachlorophenol[2,3,4,6-]	UJ	SV16 Required calibration information is missing or samples were analyzed on an expired calibration. Data may not be acceptable for use.
166312	Semivolatile Organic Analytes	SW-846:8270C	GU060600PE1E01	Chloro-3-methylphenol[4-] Chlorophenol[2-] Dichlorophenol[2,4-] Dimethylphenol[2,4-] Methylphenol[2-] Methylphenol[3-,4-] Nitrophenol[2-] Phenol Trichlorophenol[2,4,5-] Trichlorophenol[2,4,6-]	UJ	SWQ1 Relative percent difference of the Matrix Spike/Matrix Spike Duplicate is greater than the acceptance criteria.
166312	Semivolatile Organic Analytes	SW-846:8270C	GU060600PE1E01	Chloro-3-methylphenol[4-] Chlorophenol[2-] Dichlorobenzene[1,3-] Dichlorobenzene[1,4-] Dinitro-2-methylphenol[4,6-] Hexachloroethane Pentachlorophenol	UJ	SWQ3 The spike percent recovery value is greater than 10% and less than the lower acceptance limit, which indicates a potential low bias in the results.
166312	Volatile Organic Analytes	SW-846:8260B	GU060600P20001	Acetone	J-	VWQ9 Calibration Verification %Difference was greater than the acceptance criteria but less than 60%.
166312	Volatile Organic Analytes	SW-846:8260B	GU060600P20001	Acrolein Dioxane[1,4-]	R	V7b The affected analytes were analyzed with a Relative Response Factor of less than 0.05.
166312	Volatile Organic Analytes	SW-846:8260B	GU060600P20001	Acetone	U	V4 The sample result is less than or equal to 5 times (10 times for acetone, methylene chloride, and 2-butanone) the concentration of the related analyte in the method blank, which indicates the reported detection is considered indistinguishable from contamination.

Table D-4 (continued)

Request	Suite	Method	Sample	Analyte	Flag	Reason Code/Explanation
166312	Volatile Organic Analytes	SW-846:8260B	GU060600P20001	Methyl-1-propanol[2-] Propionitrile	UJ	V7b The affected analytes were analyzed with a Relative Response Factor of less than 0.05.
166312	Volatile Organic Analytes	SW-846:8260B	GU060600P20001	Acrolein	UJ	VWQ9 Calibration Verification %Difference was greater than the acceptance criteria but less than 60%.
166312	Volatile Organic Analytes	SW-846:8260B	GU060600P20001-FTB	Acrolein Dioxane[1,4-]	R	V7b The affected analytes were analyzed with a Relative Response Factor of less than 0.05.
166312	Volatile Organic Analytes	SW-846:8260B	GU060600P20001-FTB	Methyl-1-propanol[2-] Propionitrile	UJ	V7b The affected analytes were analyzed with a Relative Response Factor of less than 0.05.
166312	Volatile Organic Analytes	SW-846:8260B	GU060600P20001-FTB	Acrolein	UJ	VWQ9 Calibration Verification %Difference was greater than the acceptance criteria but less than 60%.
166312	Volatile Organic Analytes	SW-846:8260B	GU060600PE1E01	Acetone	J-	VWQ9 Calibration Verification %Difference was greater than the acceptance criteria but less than 60%.
166312	Volatile Organic Analytes	SW-846:8260B	GU060600PE1E01	Acrolein Dioxane[1,4-]	R	V7b The affected analytes were analyzed with a Relative Response Factor of less than 0.05.
166312	Volatile Organic Analytes	SW-846:8260B	GU060600PE1E01	Acetone	U	V4 The sample result is less than or equal to 5 times (10 times for acetone, methylene chloride, and 2-butanone) the concentration of the related analyte in the method blank, which indicates the reported detection is considered indistinguishable from contamination.
166312	Volatile Organic Analytes	SW-846:8260B	GU060600PE1E01	Methyl-1-propanol[2-] Propionitrile	UJ	V7b The affected analytes were analyzed with a Relative Response Factor of less than 0.05.
166312	Volatile Organic Analytes	SW-846:8260B	GU060600PE1E01	Acrolein	UJ	VWQ9 Calibration Verification %Difference was greater than the acceptance criteria but less than 60%.
166312	Volatile Organic Analytes	SW-846:8260B	GU060600PE1E01-FTB	Acetone	J-	VWQ9 Calibration Verification %Difference was greater than the acceptance criteria but less than 60%.
166312	Volatile Organic Analytes	SW-846:8260B	GU060600PE1E01-FTB	Acrolein Dioxane[1,4-]	R	V7b The affected analytes were analyzed with a Relative Response Factor of less than 0.05.
166312	Volatile Organic Analytes	SW-846:8260B	GU060600PE1E01-FTB	Acetone	U	V4 The sample result is less than or equal to 5 times (10 times for acetone, methylene chloride, and 2-butanone) the concentration of the related analyte in the method blank, which indicates the reported detection is considered indistinguishable from contamination.
166312	Volatile Organic Analytes	SW-846:8260B	GU060600PE1E01-FTB	Methyl-1-propanol[2-] Propionitrile	UJ	V7b The affected analytes were analyzed with a Relative Response Factor of less than 0.05.
166312	Volatile Organic Analytes	SW-846:8260B	GU060600PE1E01-FTB	Acrolein	UJ	VWQ9 Calibration Verification %Difference was greater than the acceptance criteria but less than 60%.
166352	General Inorganic	EPA:410.4	GU060600GMC601	Chemical Oxygen Demand	U	I4a In comparison with the preparation blank, the sample result is greater than the Estimated Detection Limit but less than or equal to five times the concentration of the related analyte in the blank.

Table D-4 (continued)

Request	Suite	Method	Sample	Analyte	Flag	Reason Code/Explanation
166352	General Inorganic	EPA:410.4	GU060600GMC690	Chemical Oxygen Demand	U	I4a In comparison with the preparation blank, the sample result is greater than the Estimated Detection Limit but less than or equal to five times the concentration of the related analyte in the blank.
166352	Semivolatile Organic Analytes	SW-846:8260B	GU060600GMC601	Butanol[1-]	R	V7b The affected analytes were analyzed with a Relative Response Factor of less than 0.05.
166352	Semivolatile Organic Analytes	SW-846:8270C	GU060600GMC601	Benzidine	UJ	SWQ1 Relative percent difference of the Matrix Spike/Matrix Spike Duplicate is greater than the acceptance criteria.
166352	Semivolatile Organic Analytes	SW-846:8270C	GU060600GMC601	Dichlorobenzene[1,2-] Dichlorobenzene[1,3-] Dichlorobenzene[1,4-]	UJ	SWQ3 The spike percent recovery value is greater than 10% and less than the lower acceptance limit, which indicates a potential low bias in the results.
166352	Semivolatile Organic Analytes	SW-846:8270C	GU060600GMC601	Dibenz(a,h)anthracene Indeno(1,2,3-cd)pyrene	UJ	SWQ9 Calibration Verification %Difference was greater than the acceptance criteria but less than 60%.
166352	Semivolatile Organic Analytes	SW-846:8260B	GU060600GMC601	Butanol[1-] Diethyl Ether	UJ	V9 The analytical and/or extraction holding time is exceeded.
166352	Semivolatile Organic Analytes	SW-846:8260B	GU060600GMC690	Butanol[1-]	R	V7b The affected analytes were analyzed with a Relative Response Factor of less than 0.05.
166352	Semivolatile Organic Analytes	SW-846:8270C	GU060600GMC690	Benzidine	UJ	SWQ1 Relative percent difference of the Matrix Spike/Matrix Spike Duplicate is greater than the acceptance criteria.
166352	Semivolatile Organic Analytes	SW-846:8270C	GU060600GMC690	Dichlorobenzene[1,2-] Dichlorobenzene[1,3-] Dichlorobenzene[1,4-]	UJ	SWQ3 The spike percent recovery value is greater than 10% and less than the lower acceptance limit, which indicates a potential low bias in the results.
166352	Semivolatile Organic Analytes	SW-846:8270C	GU060600GMC690	Dibenz(a,h)anthracene Indeno(1,2,3-cd)pyrene	UJ	SWQ9 Calibration Verification %Difference was greater than the acceptance criteria but less than 60%.
166352	Semivolatile Organic Analytes	SW-846:8260B	GU060600GMC690	Butanol[1-] Diethyl Ether	UJ	V9 The analytical and/or extraction holding time is exceeded.
166352	Volatile Organic Analytes	SW-846:8260B	GU060600GMC601	Dioxane[1,4-]	J	V7b The affected analytes were analyzed with a Relative Response Factor of less than 0.05.
166352	Volatile Organic Analytes	SW-846:8260B	GU060600GMC601	Dioxane[1,4-]	J	V9 The analytical and/or extraction holding time is exceeded.

Table D-4 (continued)

Request	Suite	Method	Sample	Analyte	Flag	Reason Code/Explanation
166352	Volatile Organic Analytes	SW-846:8260B	GU060600GMC601	Acrolein	R	V7b The affected analytes were analyzed with a Relative Response Factor of less than 0.05.
166352	Volatile Organic Analytes	SW-846:8260B	GU060600GMC601	Methyl-1-propanol[2-] Propionitrile	UJ	V7b The affected analytes were analyzed with a Relative Response Factor of less than 0.05.
166352	Volatile Organic Analytes	SW-846:8260B	GU060600GMC601	All Target Analytes	UJ	V9 The analytical and/or extraction holding time is exceeded.
166352	Volatile Organic Analytes	SW-846:8260B	GU060600GMC601	Acrolein	UJ	VWQ9 Calibration Verification %Difference was greater than the acceptance criteria but less than 60%.
166352	Volatile Organic Analytes	SW-846:8260B	GU060600GMC690	Dioxane[1,4-]	J	V7b The affected analytes were analyzed with a Relative Response Factor of less than 0.05.
166352	Volatile Organic Analytes	SW-846:8260B	GU060600GMC690	Dioxane[1,4-]	J	V9 The analytical and/or extraction holding time is exceeded.
166352	Volatile Organic Analytes	SW-846:8260B	GU060600GMC690	Acrolein	R	V7b The affected analytes were analyzed with a Relative Response Factor of less than 0.05.
166352	Volatile Organic Analytes	SW-846:8260B	GU060600GMC690	Methyl-1-propanol[2-] Propionitrile	UJ	V7b The affected analytes were analyzed with a Relative Response Factor of less than 0.05.
166352	Volatile Organic Analytes	SW-846:8260B	GU060600GMC690	All Target Analytes	UJ	V9 The analytical and/or extraction holding time is exceeded.
166352	Volatile Organic Analytes	SW-846:8260B	GU060600GMC690	Acrolein	UJ	VWQ9 Calibration Verification %Difference was greater than the acceptance criteria but less than 60%.
166353	Semivolatile Organic Analytes	SW-846:8260B	GU060600GMC601-FTB	Butanol[1-]	R	V7b The affected analytes were analyzed with a Relative Response Factor of less than 0.05.
166353	Semivolatile Organic Analytes	SW-846:8260B	GU060600GMC601-FTB	Butanol[1-] Diethyl Ether	UJ	V14b The matrix spike and/or the matrix spike duplicate analysis was not performed on a sample associated with a LANL request number.
166353	Volatile Organic Analytes	SW-846:8260B	GU060600GMC601-FTB	Carbon Disulfide	J	V14b The matrix spike and/or the matrix spike duplicate analysis was not performed on a sample associated with a LANL request number.
166353	Volatile Organic Analytes	SW-846:8260B	GU060600GMC601-FTB	Carbon Disulfide	J+	VWQ9 Calibration Verification %Difference was greater than the acceptance criteria but less than 60%.
166353	Volatile Organic Analytes	SW-846:8260B	GU060600GMC601-FTB	Acrolein Dioxane[1,4-]	R	V7b The affected analytes were analyzed with a Relative Response Factor of less than 0.05.

Table D-4 (continued)

Request	Suite	Method	Sample	Analyte	Flag	Reason Code/Explanation
166353	Volatile Organic Analytes	SW-846:8260B	GU060600GMC601-FTB	All Target Analytes	UJ	V14b The matrix spike and/or the matrix spike duplicate analysis was not performed on a sample associated with a LANL request number.
166353	Volatile Organic Analytes	SW-846:8260B	GU060600GMC601-FTB	Methyl-1-propanol[2-] Propionitrile	UJ	V7b The affected analytes were analyzed with a Relative Response Factor of less than 0.05.
166353	Volatile Organic Analytes	SW-846:8260B	GU060600GMC601-FTB	Acrolein	UJ	VWQ9 Calibration Verification %Difference was greater than the acceptance criteria but less than 60%.
166354	General Inorganic	EPA:300 SW-846:6010B	GF060600G3TM01	Chloride Silicon Dioxide	J	I14b The matrix-spike analysis was not performed on a sample associated with this request number.
166354	General Inorganic	EPA:150.1	GF060600G3TM01	pH	J	I9 The holding time is exceeded. Positive results may be biased low and nondetected analytes may be false negatives. An evaluation of the data with respect to the technical implications of exceeding the holding time is recommended.
166354	General Inorganic	SW846 6850 Modified	GF060600G3TM01	Perchlorate	J	LMS1 An applicable Matrix Spike/Matrix Spike Duplicate analysis was not performed.
166354	General Inorganic	EPA:353.1 EPA:314.0	GF060600G3TM01	Nitrate-Nitrite as N Perchlorate	J+	I3 The spike percent recovery value is greater than or equal to the upper acceptance limit (125%) but less than or equal to 150% and the result is a detect, which indicates a potential high bias in the sample results.
166354	General Inorganic	EPA:365.4	GF060600G3TM01	Total Phosphate as Phosphorus	U	I4a In comparison with the preparation blank, the sample result is greater than the Estimated Detection Limit but less than or equal to five times the concentration of the related analyte in the blank.
166354	General Inorganic	EPA:335.3	GF060600G3TM01	Cyanide (Total)	UJ	IWQ2 Negative blank sample results were greater than the Method Detection Limit.
166354	General Inorganic	SW-846:6010B	GU060500GMC801	Silicon Dioxide	J	I14b The matrix-spike analysis was not performed on a sample associated with this request number.
166354	General Inorganic	EPA:150.1	GU060500GMC801	pH	J	I9 The holding time is exceeded. Positive results may be biased low and nondetected analytes may be false negatives. An evaluation of the data with respect to the technical implications of exceeding the holding time is recommended.
166354	General Inorganic	EPA:300	GU060500GMC801	Bromide Chloride	U	I4a In comparison with the preparation blank, the sample result is greater than the Estimated Detection Limit but less than or equal to five times the concentration of the related analyte in the blank.
166354	General Inorganic	SW-846:6010B	GU060600G3TM01	Silicon Dioxide	J	I14b The matrix-spike analysis was not performed on a sample associated with this request number.
166354	General Inorganic	EPA:150.1	GU060600G3TM01	pH	J	I9 The holding time is exceeded. Positive results may be biased low and nondetected analytes may be false negatives. An evaluation of the data with respect to the technical implications of exceeding the holding time is recommended.

Table D-4 (continued)

Request	Suite	Method	Sample	Analyte	Flag	Reason Code/Explanation
166354	General Inorganic	EPA:353.1	GU060600G3TM01	Nitrate-Nitrite as N	J+	I3 The spike percent recovery value is greater than or equal to the upper acceptance limit (125%) but less than or equal to 150% and the result is a detect, which indicates a potential high bias in the sample results.
166354	General Inorganic	EPA:350.1	GU060600G3TM01	Ammonia as Nitrogen	JN-	IWQ2 Negative blank sample results were greater than the Method Detection Limit.
166354	General Inorganic	EPA:410.4 EPA:365.4	GU060600G3TM01	Chemical Oxygen Demand Total Phosphate as Phosphorus	U	I4a In comparison with the preparation blank, the sample result is greater than the Estimated Detection Limit but less than or equal to five times the concentration of the related analyte in the blank.
166354	General Inorganic	EPA:335.3	GU060600G3TM01	Cyanide (Total)	UJ	IWQ2 Negative blank sample results were greater than the Method Detection Limit.
166354	High Explosives	SW-846:8321A_MOD	GU060600G3TM01	Dinitrotoluene[2,4-] Trinitrobenzene[1,3,5-] Trinitrotoluene[2,4,6-]	UJ	LC3 The Continuing Calibration Verification %Difference failed low.
166354	High Explosives	SW-846:8321A_MOD	GU060600G3TM01	All Target Analytes	UJ	LH1 The holding time is exceeded for sample analysis.
166354	High Explosives	SW-846:8321A_MOD	GU060600G3TM01	2,4-Diamino-6-nitrotoluene 3,5-dinitroaniline TATB Tri-o-cresylphosphate (TOCP)	UJ	LMS4 Relative percent difference of the Matrix Spike/Matrix Spike Duplicate is greater than the acceptance criteria or the recoveries fail both high and low.
166354	Metals	SW-846:6020	GF060500GMC801	Chromium	U	I4a In comparison with the preparation blank, the sample result is greater than the Estimated Detection Limit but less than or equal to five times the concentration of the related analyte in the blank.
166354	Metals	SW-846:6020	GF060500GMC801	Selenium	UJ	I3e The spike percent recovery value is greater than 30% and less than the lower acceptance limit (75%), and the sample result is a nondetect, which indicates a potential for false negatives being reported.
166354	Metals	SW-846:6020	GF060500GMC801	Selenium	UJ	IWQ2 Negative blank sample results were greater than the Method Detection Limit.
166354	Metals	SW-846:6020 SW-846:6010B	GF060600G3TM01	Chromium Zinc	U	I4a In comparison with the preparation blank, the sample result is greater than the Estimated Detection Limit but less than or equal to five times the concentration of the related analyte in the blank.
166354	Metals	SW-846:6020	GF060600G3TM01	Selenium	UJ	I3e The spike percent recovery value is greater than 30% and less than the lower acceptance limit (75%), and the sample result is a nondetect, which indicates a potential for false negatives being reported.
166354	Metals	SW-846:6020	GF060600G3TM01	Selenium	UJ	IWQ2 Negative blank sample results were greater than the Method Detection Limit.
166354	Metals	SW-846:6020	GU060500GMC801	Selenium	UJ	I3e The spike percent recovery value is greater than 30% and less than the lower acceptance limit (75%), and the sample result is a nondetect, which indicates a potential for false negatives being reported.

Table D-4 (continued)

Request	Suite	Method	Sample	Analyte	Flag	Reason Code/Explanation
166354	Metals	SW-846:6020	GU060500GMC801	Selenium	UJ	IWQ2 Negative blank sample results were greater than the Method Detection Limit.
166354	Metals	SW-846:6020 SW-846:6010B	GU060600G3TM01	Chromium Zinc	U	I4a In comparison with the preparation blank, the sample result is greater than the Estimated Detection Limit but less than or equal to five times the concentration of the related analyte in the blank.
166354	Metals	SW-846:6020	GU060600G3TM01	Selenium	UJ	I3e The spike percent recovery value is greater than 30% and less than the lower acceptance limit (75%), and the sample result is a nondetect, which indicates a potential for false negatives being reported.
166354	Metals	SW-846:6020	GU060600G3TM01	Selenium	UJ	IWQ2 Negative blank sample results were greater than the Method Detection Limit.
166354	Pesticides	SW-846:8081A	GU060600G3TM01	All Target Analytes	UJ	PWQ2 Relative percent difference of the Matrix Spike/Matrix Spike Duplicate is greater than the acceptance criteria.
166354	Pesticides	SW-846:8081A	GU060600G3TM01	All Target Analytes	UJ	PWQ4 The spike percent recovery value is greater than 10% and less than the lower acceptance limit, which indicates a potential low bias in the results.
166354	Radionuclides	HASL-300:AM-241 EPA:901.1 EPA:900 EPA:901.1 EPA:901.1 HASL-300:ISOPU HASL-300:ISOPU EPA:901.1 EPA:901.1 EPA:905.0 HASL-300:ISOU	GF060600G3TM01	Americium-241 Cobalt-60 Gross alpha Gross gamma Neptunium-237 Plutonium-238 Plutonium-239/240 Potassium-40 Sodium-22 Strontium-90 Uranium-235/236	J	RWQ2 Result values are less than 3 times the Minimum Detectable Concentration.
166354	Radionuclides	HASL-300:AM-241 EPA:901.1 EPA:900 EPA:901.1 EPA:901.1 HASL-300:ISOPU HASL-300:ISOPU EPA:901.1 EPA:901.1 EPA:905.0 HASL-300:ISOU	GU060600G3TM01	Americium-241 Cobalt-60 Gross alpha Gross gamma Neptunium-237 Plutonium-238 Plutonium-239/240 Potassium-40 Sodium-22 Strontium-90 Uranium-235/236	J	RWQ2 Result values are less than 3 times the Minimum Detectable Concentration.

Table D-4 (continued)

Request	Suite	Method	Sample	Analyte	Flag	Reason Code/Explanation
166354	Semivolatile Organic Analytes	SW-846:8270C	GU060600G3TM01	Dichlorophenol[2,4-] Dinitrophenol[2,4-] Nitrophenol[2-] Trichlorophenol[2,4,5-] Trichlorophenol[2,4,6-]	R	SWQ4 The spike percent recovery value is less than 10% which increases the potential for false negatives being reported. This could be caused by analytical interferences.
166354	Semivolatile Organic Analytes	SW-846:8260B	GU060600G3TM01	Butanol[1-]	R	V7b The affected analytes were analyzed with a Relative Response Factor of less than 0.05.
166354	Semivolatile Organic Analytes	SW-846:8270C	GU060600G3TM01	Atrazine	UJ	SV7b The affected analytes were analyzed with a Relative Response Factor of less than 0.05.
166354	Semivolatile Organic Analytes	SW-846:8270C	GU060600G3TM01	Chloro-3-methylphenol[4-] Chlorophenol[2-] Dichlorophenol[2,4-] Dimethylphenol[2,4-] Methylphenol[2-] Methylphenol[3-,4-] Nitrophenol[2-] Phenol Trichlorophenol[2,4,5-] Trichlorophenol[2,4,6-]	UJ	SWQ1 Relative percent difference of the Matrix Spike/Matrix Spike Duplicate is greater than the acceptance criteria.
166354	Semivolatile Organic Analytes	SW-846:8270C	GU060600G3TM01	Chloro-3-methylphenol[4-] Chlorophenol[2-] Dichlorobenzene[1,3-] Dichlorobenzene[1,4-] Dinitro-2-methylphenol[4,6-] Hexachloroethane Pentachlorophenol	UJ	SWQ3 The spike percent recovery value is greater than 10% and less than the lower acceptance limit, which indicates a potential low bias in the results.
166354	Semivolatile Organic Analytes	SW-846:8270C	GU060600G3TM01	Dinoseb Hexachlorocyclopentadiene	UJ	SWQ9 Calibration Verification %Difference was greater than the acceptance criteria but less than 60%.
166354	Volatile Organic Analytes	SW-846:8260B	GU060600G3TM01	Acetone	J-	VWQ9 Calibration Verification %Difference was greater than the acceptance criteria but less than 60%.
166354	Volatile Organic Analytes	SW-846:8260B	GU060600G3TM01	Acrolein Dioxane[1,4-]	R	V7b The affected analytes were analyzed with a Relative Response Factor of less than 0.05.
166354	Volatile Organic Analytes	SW-846:8260B	GU060600G3TM01	Chloroethyl vinyl ether[2-]	R	VWQ6 The sample was improperly preserved.
166354	Volatile Organic Analytes	SW-846:8260B	GU060600G3TM01	Acetone	U	V4 The sample result is less than or equal to 5 times (10 times for acetone, methylene chloride, and 2-butanone) the concentration of the related analyte in the method blank, which indicates the reported detection is considered indistinguishable from contamination.

Table D-4 (continued)

Request	Suite	Method	Sample	Analyte	Flag	Reason Code/Explanation
166354	Volatile Organic Analytes	SW-846:8260B	GU060600G3TM01	Methyl-1-propanol[2-] Propionitrile	UJ	V7b The affected analytes were analyzed with a Relative Response Factor of less than 0.05.
166354	Volatile Organic Analytes	SW-846:8260B	GU060600G3TM01	Acrolein	UJ	VWQ9 Calibration Verification %Difference was greater than the acceptance criteria but less than 60%.
166355	Semivolatile Organic Analytes	SW-846:8260B	GU060600G3TM01-FTB	Butanol[1-] Diethyl Ether	UJ	V14b The matrix spike and/or the matrix spike duplicate analysis was not performed on a sample associated with a LANL request number.
166355	Semivolatile Organic Analytes	SW-846:8260B	GU060600G3TM01-FTB	Butanol[1-]	UJ	V7b The affected analytes were analyzed with a Relative Response Factor of less than 0.05.
166355	Volatile Organic Analytes	SW-846:8260B	GU060600G3TM01-FTB	Acetone	J	V14b The matrix spike and/or the matrix spike duplicate analysis was not performed on a sample associated with a LANL request number.
166355	Volatile Organic Analytes	SW-846:8260B	GU060600G3TM01-FTB	Dioxane[1,4-]	R	V7b The affected analytes were analyzed with a Relative Response Factor of less than 0.05.
166355	Volatile Organic Analytes	SW-846:8260B	GU060600G3TM01-FTB	All Target Analytes	UJ	V14b The matrix spike and/or the matrix spike duplicate analysis was not performed on a sample associated with a LANL request number.
166355	Volatile Organic Analytes	SW-846:8260B	GU060600G3TM01-FTB	Methyl-1-propanol[2-] Propionitrile	UJ	V7b The affected analytes were analyzed with a Relative Response Factor of less than 0.05.
166355	Volatile Organic Analytes	SW-846:8260B	GU060600G3TM01-FTB	Methyl-1-propanol[2-]	UJ	VWQ9 Calibration Verification %Difference was greater than the acceptance criteria but less than 60%.
166358	General Inorganic	EPA:353.1 EPA:314.0	GF060500GMC601	Nitrate-Nitrite as N Perchlorate	J	I13b The duplicate-sample analysis was not performed on a sample associated with this request number.
166358	General Inorganic	EPA:353.1 EPA:314.0 SW-846:6010B	GF060500GMC601	Nitrate-Nitrite as N Perchlorate Silicon Dioxide	J	I14b The matrix-spike analysis was not performed on a sample associated with this request number.
166358	General Inorganic	EPA:150.1	GF060500GMC601	pH	J	I9 The holding time is exceeded. Positive results may be biased low and nondetected analytes may be false negatives. An evaluation of the data with respect to the technical implications of exceeding the holding time is recommended.
166358	General Inorganic	SW846 6850 Modified	GF060500GMC601	Perchlorate	J	LMS1 An applicable Matrix Spike/Matrix Spike Duplicate analysis was not performed.
166358	General Inorganic	EPA:350.1	GF060500GMC601	Ammonia as Nitrogen	JN-	IWQ2 Negative blank sample results were greater than the Method Detection Limit.
166358	General Inorganic	EPA:350.1 EPA:300 EPA:365.4	GF060500GMC601	Ammonia as Nitrogen Bromide Total Phosphate as Phosphorus	U	I4a In comparison with the preparation blank, the sample result is greater than the Estimated Detection Limit but less than or equal to five times the concentration of the related analyte in the blank.
166358	General Inorganic	EPA:335.3	GF060500GMC601	Cyanide (Total)	UJ	IWQ2 Negative blank sample results were greater than the Method Detection Limit.

Table D-4 (continued)

Request	Suite	Method	Sample	Analyte	Flag	Reason Code/Explanation
166358	General Inorganic	EPA:150.1	GF060500GMC601-FB	pH	J	I9 The holding time is exceeded. Positive results may be biased low and nondetected analytes may be false negatives. An evaluation of the data with respect to the technical implications of exceeding the holding time is recommended.
166358	General Inorganic	EPA:350.1 EPA:351.2	GF060500GMC601-FB	Ammonia as Nitrogen Total Kjeldahl Nitrogen	JN-	IWQ2 Negative blank sample results were greater than the Method Detection Limit.
166358	General Inorganic	EPA:300 EPA:351.2	GF060500GMC601-FB	Bromide Chloride Fluoride Sulfate Total Kjeldahl Nitrogen	U	I4a In comparison with the preparation blank, the sample result is greater than the Estimated Detection Limit but less than or equal to five times the concentration of the related analyte in the blank.
166358	General Inorganic	SW-846:6010B	GF060500GMC601-FB	Silicon Dioxide	UJ	I14b The matrix-spike analysis was not performed on a sample associated with this request number.
166358	General Inorganic	EPA:310.1	GF060500GMC601-FB	Alkalinity-CO3+HCO3	UJ	I4a In comparison with the preparation blank, the sample result is greater than the Estimated Detection Limit but less than or equal to five times the concentration of the related analyte in the blank.
166358	General Inorganic	EPA:335.3 SW-846:6010B	GF060500GMC601-FB	Cyanide (Total) Silicon Dioxide	UJ	IWQ2 Negative blank sample results were greater than the Method Detection Limit.
166358	General Inorganic	EPA:353.1 EPA:314.0	GF060500GMC690	Nitrate-Nitrite as N Perchlorate	J	I13b The duplicate-sample analysis was not performed on a sample associated with this request number.
166358	General Inorganic	EPA:353.1 EPA:314.0 SW-846:6010B	GF060500GMC690	Nitrate-Nitrite as N Perchlorate Silicon Dioxide	J	I14b The matrix-spike analysis was not performed on a sample associated with this request number.
166358	General Inorganic	EPA:150.1	GF060500GMC690	pH	J	I9 The holding time is exceeded. Positive results may be biased low and nondetected analytes may be false negatives. An evaluation of the data with respect to the technical implications of exceeding the holding time is recommended.
166358	General Inorganic	SW846 6850 Modified	GF060500GMC690	Perchlorate	J	LMS1 An applicable Matrix Spike/Matrix Spike Duplicate analysis was not performed.
166358	General Inorganic	EPA:350.1	GF060500GMC690	Ammonia as Nitrogen	JN-	IWQ2 Negative blank sample results were greater than the Method Detection Limit.
166358	General Inorganic	EPA:350.1	GF060500GMC690	Ammonia as Nitrogen Bromide Fluoride	U	I4a In comparison with the preparation blank, the sample result is greater than the Estimated Detection Limit but less than or equal to five times the concentration of the related analyte in the blank.
166358	General Inorganic	EPA:335.3	GF060500GMC690	Cyanide (Total)	UJ	IWQ2 Negative blank sample results were greater than the Method Detection Limit.

Table D-4 (continued)

Request	Suite	Method	Sample	Analyte	Flag	Reason Code/Explanation
166358	General Inorganic	EPA:353.1	GU060500GMC601	Nitrate-Nitrite as N	J	I13b The duplicate-sample analysis was not performed on a sample associated with this request number.
166358	General Inorganic	EPA:353.1 SW-846:6010B	GU060500GMC601	Nitrate-Nitrite as N Silicon Dioxide	J	I14b The matrix-spike analysis was not performed on a sample associated with this request number.
166358	General Inorganic	EPA:150.1	GU060500GMC601	pH	J	I9 The holding time is exceeded. Positive results may be biased low and nondetected analytes may be false negatives. An evaluation of the data with respect to the technical implications of exceeding the holding time is recommended.
166358	General Inorganic	EPA:350.1	GU060500GMC601	Ammonia as Nitrogen	JN-	IWQ2 Negative blank sample results were greater than the Method Detection Limit.
166358	General Inorganic	EPA:350.1 EPA:300 EPA:365.4	GU060500GMC601	Ammonia as Nitrogen Bromide Total Phosphate as Phosphorus	U	I4a In comparison with the preparation blank, the sample result is greater than the Estimated Detection Limit but less than or equal to five times the concentration of the related analyte in the blank.
166358	General Inorganic	EPA:335.3	GU060500GMC601	Cyanide (Total)	UJ	IWQ2 Negative blank sample results were greater than the Method Detection Limit.
166358	General Inorganic	EPA:120.1	GU060500GMC601-FB	Specific Conductance	J	I13b The duplicate-sample analysis was not performed on a sample associated with this request number.
166358	General Inorganic	EPA:150.1	GU060500GMC601-FB	pH	J	I9 The holding time is exceeded. Positive results may be biased low and nondetected analytes may be false negatives. An evaluation of the data with respect to the technical implications of exceeding the holding time is recommended.
166358	General Inorganic	EPA:350.1 EPA:351.2	GU060500GMC601-FB	Ammonia as Nitrogen Total Kjeldahl Nitrogen	JN-	IWQ2 Negative blank sample results were greater than the Method Detection Limit.
166358	General Inorganic	EPA:350.1 EPA:300 EPA:365.4	GU060500GMC601-FB	Ammonia as Nitrogen Bromide Chloride Fluoride Sulfate Total Phosphate as Phosphorus	U	I4a In comparison with the preparation blank, the sample result is greater than the Estimated Detection Limit but less than or equal to five times the concentration of the related analyte in the blank.
166358	General Inorganic	SW-846:6010B	GU060500GMC601-FB	Silicon Dioxide	UJ	I14b The matrix-spike analysis was not performed on a sample associated with this request number.
166358	General Inorganic	EPA:310.1	GU060500GMC601-FB	Alkalinity-CO3+HCO3	UJ	I4a In comparison with the preparation blank, the sample result is greater than the Estimated Detection Limit but less than or equal to five times the concentration of the related analyte in the blank.
166358	General Inorganic	EPA:335.3 SW-846:6010B	GU060500GMC601-FB	Cyanide (Total) Silicon Dioxide	UJ	IWQ2 Negative blank sample results were greater than the Method Detection Limit.

Table D-4 (continued)

Request	Suite	Method	Sample	Analyte	Flag	Reason Code/Explanation
166358	General Inorganic	EPA:353.1	GU060500GMC690	Nitrate-Nitrite as N	J	I13b The duplicate-sample analysis was not performed on a sample associated with this request number.
166358	General Inorganic	EPA:353.1 SW-846:6010B	GU060500GMC690	Nitrate-Nitrite as N Silicon Dioxide	J	I14b The matrix-spike analysis was not performed on a sample associated with this request number.
166358	General Inorganic	EPA:150.1	GU060500GMC690	pH	J	I9 The holding time is exceeded. Positive results may be biased low and nondetected analytes may be false negatives. An evaluation of the data with respect to the technical implications of exceeding the holding time is recommended.
166358	General Inorganic	EPA:350.1	GU060500GMC690	Ammonia as Nitrogen	JN-	IWQ2 Negative blank sample results were greater than the Method Detection Limit.
166358	General Inorganic	EPA:350.1	GU060500GMC690	Ammonia as Nitrogen Bromide Total Organic Carbon Total Phosphate as Phosphorus	U	I4a In comparison with the preparation blank, the sample result is greater than the Estimated Detection Limit but less than or equal to five times the concentration of the related analyte in the blank.
		EPA:300				
		SW-846:9060				
		EPA:365.4				
		EPA:335.3	GU060500GMC690	Cyanide (Total)	UJ	IWQ2 Negative blank sample results were greater than the Method Detection Limit.
166358	High Explosives	SW-846:8321A_MOD	GU060500GMC601	Dinitrotoluene[2,4-] Trinitrobenzene[1,3,5-] Trinitrotoluene[2,4,6-]	UJ	LC3 The Continuing Calibration Verification %Difference failed low.
166358	High Explosives	SW-846:8321A_MOD	GU060500GMC601	Nitrotoluene[4-]	UJ	LDL3 The Contract Required Detection Limit Check Standard recovery failed low.
166358	High Explosives	SW-846:8321A_MOD	GU060500GMC601	All Target Analytes	UJ	LH1 The holding time is exceeded for sample analysis.
166358	High Explosives	SW-846:8321A_MOD	GU060500GMC601	Amino-2,6-dinitrotoluene[4-] Tetryl	UJ	LMS3 The Matrix Spike/Matrix Spike Duplicate %Recovery failed low.
166358	High Explosives	SW-846:8321A_MOD	GU060500GMC601	2,4-Diamino-6-nitrotoluene 3,5-dinitroaniline TATB Tri-o-cresylphosphate (TOCP)	UJ	LMS4 Relative percent difference of the Matrix Spike/Matrix Spike Duplicate is greater than the acceptance criteria or the recoveries fail both high and low.
166358	High Explosives	SW-846:8321A_MOD	GU060500GMC601-FB	Dinitrotoluene[2,4-] Trinitrobenzene[1,3,5-] Trinitrotoluene[2,4,6-]	UJ	LC3 The Continuing Calibration Verification %Difference failed low.
166358	High Explosives	SW-846:8321A_MOD	GU060500GMC601-FB	Nitrotoluene[4-]	UJ	LDL3 The Contract Required Detection Limit Check Standard recovery failed low.
166358	High Explosives	SW-846:8321A_MOD	GU060500GMC601-FB	All Target Analytes	UJ	LH1 The holding time is exceeded for sample analysis.
166358	High Explosives	SW-846:8321A_MOD	GU060500GMC601-FB	Amino-2,6-dinitrotoluene[4-] Tetryl	UJ	LMS3 The Matrix Spike/Matrix Spike Duplicate %Recovery failed low.

Table D-4 (continued)

Request	Suite	Method	Sample	Analyte	Flag	Reason Code/Explanation
166358	High Explosives	SW-846:8321A_MOD	GU060500GMC601-FB	2,4-Diamino-6-nitrotoluene 3,5-dinitroaniline TATB Tri-o-cresylphosphate (TOCP)	UJ	LMS4 Relative percent difference of the Matrix Spike/Matrix Spike Duplicate is greater than the acceptance criteria or the recoveries fail both high and low.
166358	High Explosives	SW-846:8321A_MOD	GU060500GMC690	Dinitrotoluene[2,4-] Trinitrobenzene[1,3,5-] Trinitrotoluene[2,4,6-]	UJ	LC3 The Continuing Calibration Verification %Difference failed low.
166358	High Explosives	SW-846:8321A_MOD	GU060500GMC690	Nitrotoluene[4-]	UJ	LDL3 The Contract Required Detection Limit Check Standard recovery failed low.
166358	High Explosives	SW-846:8321A_MOD	GU060500GMC690	All Target Analytes	UJ	LH1 The holding time is exceeded for sample analysis.
166358	High Explosives	SW-846:8321A_MOD	GU060500GMC690	Amino-2,6-dinitrotoluene[4-] Tetryl	UJ	LMS3 The Matrix Spike/Matrix Spike Duplicate %Recovery failed low.
166358	High Explosives	SW-846:8321A_MOD	GU060500GMC690	2,4-Diamino-6-nitrotoluene 3,5-dinitroaniline TATB Tri-o-cresylphosphate (TOCP)	UJ	LMS4 Relative percent difference of the Matrix Spike/Matrix Spike Duplicate is greater than the acceptance criteria or the recoveries fail both high and low.
166358	Metals	SW-846:6020	GF060500GMC601	Antimony	U	I4a In comparison with the preparation blank, the sample result is greater than the Estimated Detection Limit but less than or equal to five times the concentration of the related analyte in the blank.
166358	Metals	SW-846:6020	GF060500GMC601	Selenium	UJ	I3e The spike percent recovery value is greater than 30% and less than the lower acceptance limit (75%), and the sample result is a nondetect, which indicates a potential for false negatives being reported.
166358	Metals	SW-846:6020	GF060500GMC601	Selenium	UJ	IWQ2 Negative blank sample results were greater than the Method Detection Limit.
166358	Metals	SW-846:6020	GF060500GMC601-FB	Chromium Zinc	U	I4a In comparison with the preparation blank, the sample result is greater than the Estimated Detection Limit but less than or equal to five times the concentration of the related analyte in the blank.
166358	Metals	SW-846:6020	GF060500GMC601-FB	Selenium	UJ	I3e The spike percent recovery value is greater than 30% and less than the lower acceptance limit (75%), and the sample result is a nondetect, which indicates a potential for false negatives being reported.
166358	Metals	SW-846:6020	GF060500GMC601-FB	Selenium	UJ	IWQ2 Negative blank sample results were greater than the Method Detection Limit.
166358	Metals	SW-846:6020	GF060500GMC601-FB	Selenium	UJ	IWQ7 Reporting limit verification recovery was greater than the acceptance criteria
166358	Metals	SW-846:6020	GF060500GMC690	Antimony	U	I4a In comparison with the preparation blank, the sample result is greater than the Estimated Detection Limit but less than or equal to five times the concentration of the related analyte in the blank.

Table D-4 (continued)

Request	Suite	Method	Sample	Analyte	Flag	Reason Code/Explanation
166358	Metals	SW-846:6020	GF060500GMC690	Selenium	UJ	I3e The spike percent recovery value is greater than 30% and less than the lower acceptance limit (75%), and the sample result is a nondetect, which indicates a potential for false negatives being reported.
166358	Metals	SW-846:6020	GF060500GMC690	Selenium	UJ	IWQ2 Negative blank sample results were greater than the Method Detection Limit.
166358	Metals	SW-846:6020	GU060500GMC601	Antimony	U	I4a In comparison with the preparation blank, the sample result is greater than the Estimated Detection Limit but less than or equal to five times the concentration of the related analyte in the blank.
166358	Metals	SW-846:6020	GU060500GMC601	Selenium	UJ	I3e The spike percent recovery value is greater than 30% and less than the lower acceptance limit (75%), and the sample result is a nondetect, which indicates a potential for false negatives being reported.
166358	Metals	SW-846:6020	GU060500GMC601	Selenium	UJ	IWQ2 Negative blank sample results were greater than the Method Detection Limit.
166358	Metals	SW-846:6020	GU060500GMC601-FB	Chromium Zinc	U	I4a In comparison with the preparation blank, the sample result is greater than the Estimated Detection Limit but less than or equal to five times the concentration of the related analyte in the blank.
166358	Metals	SW-846:6020	GU060500GMC601-FB	Selenium	UJ	I3e The spike percent recovery value is greater than 30% and less than the lower acceptance limit (75%), and the sample result is a nondetect, which indicates a potential for false negatives being reported.
166358	Metals	SW-846:6020	GU060500GMC601-FB	Selenium	UJ	IWQ2 Negative blank sample results were greater than the Method Detection Limit.
166358	Metals	SW-846:6020	GU060500GMC690	Antimony	U	I4a In comparison with the preparation blank, the sample result is greater than the Estimated Detection Limit but less than or equal to five times the concentration of the related analyte in the blank.
166358	Metals	SW-846:6020	GU060500GMC690	Selenium	UJ	I3e The spike percent recovery value is greater than 30% and less than the lower acceptance limit (75%), and the sample result is a nondetect, which indicates a potential for false negatives being reported.
166358	Metals	SW-846:6020	GU060500GMC690	Selenium	UJ	IWQ2 Negative blank sample results were greater than the Method Detection Limit.
166358	Pesticides PCBs	SW-846:8081A	GU060500GMC601, GU060500GMC601-FB, GU060500GMC690	Endosulfan Sulfate Endrin Aldehyde Endrin Ketone	UJ	PWQ2 Relative percent difference of the Matrix Spike/Matrix Spike Duplicate is greater than the acceptance criteria.
166358	Radionuclides	EPA:905.0	GF060500GMC601, GF060500GMC601-FB	Strontium-90	J-	R3c The matrix spike %Recovery value is less than the lower limit and the sample result is less than the Minimum Detectable Activity.
166358	Radionuclides	HASL-300:AM-241 EPA:900	GF060500GMC690	Americium-241 Gross beta	J	RWQ2 Result values are less than 3 times the Minimum Detectable Concentration.

Table D-4 (continued)

Request	Suite	Method	Sample	Analyte	Flag	Reason Code/Explanation
166358	Radionuclides	EPA:905.0	GF060500GMC690	Strontium-90	J-	R3c The matrix spike %Recovery value is less than the lower limit and the sample result is less than the Minimum Detectable Activity.
166358	Radionuclides	EPA:906.0	GU060500GMC601	Tritium	J	R14b The matrix-spike analysis was not performed on a sample associated with this Request Number
166358	Radionuclides	EPA:900 HASL-300:ISOU	GU060500GMC601	Gross beta Uranium-238	J	RWQ2 Result values are less than 3 times the Minimum Detectable Concentration.
166358	Radionuclides	EPA:905.0	GU060500GMC601	Strontium-90	J-	R3c The matrix spike %Recovery value is less than the lower limit and the sample result is less than the Minimum Detectable Activity.
166358	Radionuclides	EPA:906.0	GU060500GMC601-FB	Tritium	J	R14b The matrix-spike analysis was not performed on a sample associated with this Request Number.
166358	Radionuclides	EPA:905.0	GU060500GMC601-FB	Strontium-90	J-	R3c The matrix spike %Recovery value is less than the lower limit and the sample result is less than the Minimum Detectable Activity.
166358	Radionuclides	EPA:906.0	GU060500GMC690	Tritium	J	R14b The matrix-spike analysis was not performed on a sample associated with this Request Number.
166358	Radionuclides	HASL-300:ISOU	GU060500GMC690	Uranium-238	J	RWQ2 Result values are less than 3 times the Minimum Detectable Concentration.
166358	Radionuclides	EPA:905.0	GU060500GMC690	Strontium-90	J-	R3c The matrix spike %Recovery value is less than the lower limit and the sample result is less than the Minimum Detectable Activity.
166561	DRO	SW-846:8015B	GU060500G13R01, GU060500G15R01	Diesel Range Organics	U	SV4 The sample result is greater than the Estimated Quantitation Limit and less than or equal to 5 times (10 times for common phthalates) the concentration of the related analyte in the blank, which indicates the reported detection is considered indistinguishable from contamination.
166561	General Inorganic	EPA:150.1	GF060500G13R01	pH	J	I9 The holding time is exceeded. Positive results may be biased low and nondetected analytes may be false negatives. An evaluation of the data with respect to the technical implications of exceeding the holding time is recommended.
166561	General Inorganic	EPA:350.1	GF060500G13R01	Ammonia as Nitrogen	JN-	IWQ2 Negative blank sample results were greater than the Method Detection Limit.
166561	General Inorganic	EPA:365.4	GF060500G13R01	Total Phosphate as Phosphorus	U	I4a In comparison with the preparation blank, the sample result is greater than the Estimated Detection Limit but less than or equal to five times the concentration of the related analyte in the blank.
166561	General Inorganic	EPA:335.3	GF060500G13R01	Cyanide (Total)	UJ	IWQ2 Negative blank sample results were greater than the Method Detection Limit.
166561	General Inorganic	EPA:150.1	GF060500G15R01	pH	J	I9 The holding time is exceeded. Positive results may be biased low and nondetected analytes may be false negatives. An evaluation of the data with respect to the technical implications of exceeding the holding time is recommended.
166561	General Inorganic	SW846 6850 Modified	GF060500G15R01	Perchlorate	J	LMS1 An applicable Matrix Spike/Matrix Spike Duplicate analysis was not performed.
166561	General Inorganic	EPA:351.2	GF060500G15R01	Total Kjeldahl Nitrogen	JN-	IWQ2 Negative blank sample results were greater than the Method Detection Limit.

Table D-4 (continued)

Request	Suite	Method	Sample	Analyte	Flag	Reason Code/Explanation
166561	General Inorganic	EPA:365.4	GF060500G15R01	Total Phosphate as Phosphorus	U	I4a In comparison with the preparation blank, the sample result is greater than the Estimated Detection Limit but less than or equal to five times the concentration of the related analyte in the blank.
166561	General Inorganic	EPA:335.3	GF060500G15R01	Cyanide (Total)	UJ	IWQ2 Negative blank sample results were greater than the Method Detection Limit.
166561	General Inorganic	EPA:150.1	GU060500G13R01	pH	J	I9 The holding time is exceeded. Positive results may be biased low and nondetected analytes may be false negatives. An evaluation of the data with respect to the technical implications of exceeding the holding time is recommended.
166561	General Inorganic	EPA:350.1 EPA:351.2	GU060500G13R01	Ammonia as Nitrogen Total Kjeldahl Nitrogen	JN-	IWQ2 Negative blank sample results were greater than the Method Detection Limit.
166561	General Inorganic	EPA:365.4	GU060500G13R01	Total Phosphate as Phosphorus	U	I4a In comparison with the preparation blank, the sample result is greater than the Estimated Detection Limit but less than or equal to five times the concentration of the related analyte in the blank.
166561	General Inorganic	EPA:335.3	GU060500G13R01	Cyanide (Total)	UJ	IWQ2 Negative blank sample results were greater than the Method Detection Limit.
166561	General Inorganic	EPA:150.1	GU060500G15R01	pH	J	I9 The holding time is exceeded. Positive results may be biased low and nondetected analytes may be false negatives. An evaluation of the data with respect to the technical implications of exceeding the holding time is recommended.
166561	General Inorganic	EPA:350.1	GU060500G15R01	Ammonia as Nitrogen	JN-	IWQ2 Negative blank sample results were greater than the Method Detection Limit.
166561	General Inorganic	EPA:365.4	GU060500G15R01	Total Phosphate as Phosphorus	U	I4a In comparison with the preparation blank, the sample result is greater than the Estimated Detection Limit but less than or equal to five times the concentration of the related analyte in the blank.
166561	General Inorganic	EPA:335.3	GU060500G15R01	Cyanide (Total)	UJ	IWQ2 Negative blank sample results were greater than the Method Detection Limit.
166561	High Explosives	SW-846:8321A_MOD	GU060500G13R01	Amino-4,6-dinitrotoluene[2-] Dinitrotoluene[2,4-] Trinitrobenzene[1,3,5-] Trinitrotoluene[2,4,6-] Amino-2,6-dinitrotoluene[4-] Tetryl	UJ	LC3 The Continuing Calibration Verification %Difference failed low.
166561	High Explosives	SW-846:8321A_MOD	GU060500G13R01	Amino-2,6-dinitrotoluene[4-] Tetryl	UJ	LL4 The Laboratory Control Sample %Recovery failed both high and low, or the Laboratory Control Sample/Laboratory Control Sample Duplicate Relative Percent Difference failed to meet criteria.
166561	High Explosives	SW-846:8321A_MOD	GU060500G13R01	All Target Analytes	UJ	LMS1 An applicable Matrix Spike/Matrix Spike Duplicate analysis was not performed.
166561	High Explosives	SW-846:8321A_MOD	GU060500G15R01	Amino-2,6-dinitrotoluene[4-] Tetryl	UJ	LL3 The Laboratory Control Sample %Recovery failed low.
166561	High Explosives	SW-846:8321A_MOD	GU060500G15R01	Amino-2,6-dinitrotoluene[4-] Tetryl	UJ	LL4 The Laboratory Control Sample %Recovery failed both high and low, or the Laboratory Control Sample/Laboratory Control Sample Duplicate Relative Percent Difference failed to meet criteria.

Table D-4 (continued)

Request	Suite	Method	Sample	Analyte	Flag	Reason Code/Explanation
166561	High Explosives	SW-846:8321A_MOD	GU060500G15R01	All Target Analytes	UJ	LMS1 An applicable Matrix Spike/Matrix Spike Duplicate analysis was not performed.
166561	Metals	SW-846:6010B	GF060500G13R01, GF060500G15R01	Zinc	U	I4a In comparison with the preparation blank, the sample result is greater than the Estimated Detection Limit but less than or equal to five times the concentration of the related analyte in the blank.
166561	Radionuclides	HASL-300:ISOU	GF060500G13R01, GF060500G15R01	Uranium-238	J	RWQ2 Result values are less than 3 times the Minimum Detectable Concentration.
166561	Semivolatile Organic Analytes	SW-846:8270C	GU060600G13R01	Benzidine	R	SV12a The Laboratory Control Sample percent recovery was less than 10%.
166561	Semivolatile Organic Analytes	SW-846:8270C	GU060600G13R01	Benzidine	R	SWQ4 The spike percent recovery value is less than 10% which increases the potential for false negatives being reported. This could be caused by analytical interferences.
166561	Semivolatile Organic Analytes	SW-846:8270C	GU060600G13R01	Nitroaniline[4-]	R	SWQ4 The spike percent recovery value is less than 10% which increases the potential for false negatives being reported. This could be caused by analytical interferences.
166561	Semivolatile Organic Analytes	SW-846:8270C	GU060600G13R01	Nitroaniline[3-]	UJ	SWQ1 Relative percent difference of the Matrix Spike/Matrix Spike Duplicate is greater than the acceptance criteria.
166561	Semivolatile Organic Analytes	SW-846:8270C	GU060600G13R01	Nitroaniline[3-]	UJ	SWQ3 The spike percent recovery value is greater than 10% and less than the lower acceptance limit, which indicates a potential low bias in the results.
166561	Semivolatile Organic Analytes	SW-846:8260B	GU060600G13R01	Butanol[1-]	UJ	V7b The affected analytes were analyzed with a Relative Response Factor of less than 0.05.
166561	Semivolatile Organic Analytes	SW-846:8270C	GU060600G15R01	Benzidine	R	SV12a The Laboratory Control Sample percent recovery was less than 10%.
166561	Semivolatile Organic Analytes	SW-846:8270C	GU060600G15R01	Benzidine Nitroaniline[4-]	R	SWQ4 The spike percent recovery value is less than 10% which increases the potential for false negatives being reported. This could be caused by analytical interferences.
166561	Semivolatile Organic Analytes	SW-846:8270C	GU060600G15R01	Nitroaniline[3-]	UJ	SWQ1 Relative percent difference of the Matrix Spike/Matrix Spike Duplicate is greater than the acceptance criteria.
166561	Semivolatile Organic Analytes	SW-846:8270C	GU060600G15R01	Nitroaniline[3-]	UJ	SWQ3 The spike percent recovery value is greater than 10% and less than the lower acceptance limit, which indicates a potential low bias in the results.
166561	Semivolatile Organic Analytes	SW-846:8260B	GU060600G15R01	Butanol[1-]	UJ	V7b The affected analytes were analyzed with a Relative Response Factor of less than 0.05.
166561	Volatile Organic Analytes	SW-846:8260B	GU060600G13R01	Acetone	J-	VWQ9 Calibration Verification %Difference was greater than the acceptance criteria but less than 60%
166561	Volatile Organic Analytes	SW-846:8260B	GU060600G13R01	Dioxane[1,4-]	R	V7b The affected analytes were analyzed with a Relative Response Factor of less than 0.05.

Table D-4 (continued)

Request	Suite	Method	Sample	Analyte	Flag	Reason Code/Explanation
166561	Volatile Organic Analytes	SW-846:8260B	GU060600G13R01	Chloroethyl vinyl ether[2-]	R	VWQ4 The spike percent recovery value is less than 10% which increases the potential for false negatives being reported. This could be caused by analytical interferences.
166561	Volatile Organic Analytes	SW-846:8260B	GU060600G13R01	Chloroethyl vinyl ether[2-]	R	VWQ6 The sample was improperly preserved.
166561	Volatile Organic Analytes	SW-846:8260B	GU060600G13R01	Acetone	U	V4 The sample result is less than or equal to 5 times (10 times for acetone, methylene chloride, and 2-butanone) the concentration of the related analyte in the method blank, which indicates the reported detection is considered indistinguishable from contamination.
166561	Volatile Organic Analytes	SW-846:8260B	GU060600G13R01	Methyl-1-propanol[2-]	UJ	V7b The affected analytes were analyzed with a Relative Response Factor of less than 0.05.
166561	Volatile Organic Analytes	SW-846:8260B	GU060600G13R01	Propionitrile	UJ	V7b The affected analytes were analyzed with a Relative Response Factor of less than 0.05.
166561	Volatile Organic Analytes	SW-846:8260B	GU060600G13R01	Methyl tert-Butyl Ether	UJ	VWQ3 The spike percent recovery value is greater than 10% and less than the lower acceptance limit, which indicates a potential low bias in the results.
166561	Volatile Organic Analytes	SW-846:8260B	GU060600G13R01	Chloroethyl vinyl ether[2-] Dichloropropane[2,2-] Methyl tert-Butyl Ether Methyl-1-propanol[2-]	UJ	VWQ9 Calibration Verification %Difference was greater than the acceptance criteria but less than 60%.
166561	Volatile Organic Analytes	SW-846:8260B	GU060600G15R01	Dioxane[1,4-]	R	V7b The affected analytes were analyzed with a Relative Response Factor of less than 0.05.
166561	Volatile Organic Analytes	SW-846:8260B	GU060600G15R01	Chloroethyl vinyl ether[2-]	R	VWQ4 The spike percent recovery value is less than 10% which increases the potential for false negatives being reported. This could be caused by analytical interferences.
166561	Volatile Organic Analytes	SW-846:8260B	GU060600G15R01	Chloroethyl vinyl ether[2-]	R	VWQ6 The sample was improperly preserved.
166561	Volatile Organic Analytes	SW-846:8260B	GU060600G15R01	Methyl-1-propanol[2-] Propionitrile	UJ	V7b The affected analytes were analyzed with a Relative Response Factor of less than 0.05.
166561	Volatile Organic Analytes	SW-846:8260B	GU060600G15R01	Methyl tert-Butyl Ether	UJ	VWQ3 The spike percent recovery value is greater than 10% and less than the lower acceptance limit, which indicates a potential low bias in the results.
166561	Volatile Organic Analytes	SW-846:8260B	GU060600G15R01	Methyl-1-propanol[2-]	UJ	VWQ9 Calibration Verification %Difference was greater than the acceptance criteria but less than 60%.
166562	Semivolatile Organic Analytes	SW-846:8260B	GU060600G13R01-FTB, GU060600G15R01-FTB	Butanol[1-]	UJ	V7b The affected analytes were analyzed with a Relative Response Factor of less than 0.05.
166562	Semivolatile Organic Analytes	SW-846:8270C	GU060700GMC401	Benzidine	R	SV12a The Laboratory Control Sample percent recovery was less than 10%.

Table D-4 (continued)

Request	Suite	Method	Sample	Analyte	Flag	Reason Code/Explanation
166562	Semivolatile Organic Analytes	SW-846:8270C	GU060700GMC401	Benzidine Nitroaniline[4-]	R	SWQ4 The spike percent recovery value is less than 10% which increases the potential for false negatives being reported. This could be caused by analytical interferences.
166562	Semivolatile Organic Analytes	SW-846:8270C	GU060700GMC401	Nitroaniline[3-]	UJ	SWQ1 Relative percent difference of the Matrix Spike/Matrix Spike Duplicate is greater than the acceptance criteria.
166562	Semivolatile Organic Analytes	SW-846:8270C	GU060700GMC401	Nitroaniline[3-]	UJ	SWQ3 The spike percent recovery value is greater than 10% and less than the lower acceptance limit, which indicates a potential low bias in the results.
166562	Semivolatile Organic Analytes	SW-846:8260B	GU060700GMC401	Butanol[1-]	UJ	V7b The affected analytes were analyzed with a Relative Response Factor of less than 0.05.
166562	Volatile Organic Analytes	SW-846:8260B	GU060600G13R01-FTB	Dioxane[1,4-]	R	V7b The affected analytes were analyzed with a Relative Response Factor of less than 0.05.
166562	Volatile Organic Analytes	SW-846:8260B	GU060600G13R01-FTB	Methyl-1-propanol[2-] Propionitrile	UJ	V7b The affected analytes were analyzed with a Relative Response Factor of less than 0.05.
166562	Volatile Organic Analytes	SW-846:8260B	GU060600G13R01-FTB	Methyl tert-Butyl Ether	UJ	VWQ3 The spike percent recovery value is greater than 10% and less than the lower acceptance limit, which indicates a potential low bias in the results.
166562	Volatile Organic Analytes	SW-846:8260B	GU060600G13R01-FTB	Methyl-1-propanol[2-]	UJ	VWQ9 Calibration Verification %Difference was greater than the acceptance criteria but less than 60%.
166562	Volatile Organic Analytes	SW-846:8260B	GU060600G15R01-FTB	Dioxane[1,4-]	R	V7b The affected analytes were analyzed with a Relative Response Factor of less than 0.05.
166562	Volatile Organic Analytes	SW-846:8260B	GU060600G15R01-FTB	Methyl-1-propanol[2-] Propionitrile	UJ	V7b The affected analytes were analyzed with a Relative Response Factor of less than 0.05.
166562	Volatile Organic Analytes	SW-846:8260B	GU060600G15R01-FTB	Methyl tert-Butyl Ether	UJ	VWQ3 The spike percent recovery value is greater than 10% and less than the lower acceptance limit, which indicates a potential low bias in the results.
166562	Volatile Organic Analytes	SW-846:8260B	GU060600G15R01-FTB	Methyl-1-propanol[2-]	UJ	VWQ9 Calibration Verification %Difference was greater than the acceptance criteria but less than 60%.
166562	Volatile Organic Analytes	SW-846:8260B	GU060700GMC401	Dioxane[1,4-]	R	V7b The affected analytes were analyzed with a Relative Response Factor of less than 0.05.
166562	Volatile Organic Analytes	SW-846:8260B	GU060700GMC401	Acetone	U	V4 The sample result is less than or equal to 5 times (10 times for acetone, methylene chloride, and 2-butanone) the concentration of the related analyte in the method blank, which indicates the reported detection is considered indistinguishable from contamination.
166562	Volatile Organic Analytes	SW-846:8260B	GU060700GMC401	Methyl-1-propanol[2-] Propionitrile	UJ	V7b The affected analytes were analyzed with a Relative Response Factor of less than 0.05.

Table D-4 (continued)

Request	Suite	Method	Sample	Analyte	Flag	Reason Code/Explanation
166562	Volatile Organic Analytes	SW-846:8260B	GU060700GMC401	Methyl tert-Butyl Ether	UJ	VWQ3 The spike percent recovery value is greater than 10% and less than the lower acceptance limit, which indicates a potential low bias in the results.
166562	Volatile Organic Analytes	SW-846:8260B	GU060700GMC401	Methyl-1-propanol[2-]	UJ	VWQ9 Calibration Verification %Difference was greater than the acceptance criteria but less than 60%.
166673	General Inorganic	SW-846:6010B	GF060500G28R01	Silicon Dioxide	J	I14b The matrix-spike analysis was not performed on a sample associated with this request number.
166673	General Inorganic	EPA:150.1	GF060500G28R01	pH	J	I9 The holding time is exceeded. Positive results may be biased low and nondetected analytes may be false negatives. An evaluation of the data with respect to the technical implications of exceeding the holding time is recommended.
166673	General Inorganic	SW846 6850 Modified	GF060500G28R01	Perchlorate	J	LMS1 An applicable Matrix Spike/Matrix Spike Duplicate analysis was not performed.
166673	General Inorganic	EPA:350.1 EPA:335.3	GF060500G28R01	Ammonia as Nitrogen Cyanide (Total)	JN-	IWQ2 Negative blank sample results were greater than the Method Detection Limit.
166673	General Inorganic	EPA:350.1	GF060500G28R01	Ammonia as Nitrogen	U	I4a In comparison with the preparation blank, the sample result is greater than the Estimated Detection Limit but less than or equal to five times the concentration of the related analyte in the blank.
166673	General Inorganic	EPA:351.2	GF060500G28R01	Total Kjeldahl Nitrogen	UJ	I3e The spike percent recovery value is greater than 30% and less than the lower acceptance limit (75%), and the sample result is a nondetect, which indicates a potential for false negatives being reported.
166673	General Inorganic	EPA:351.2 EPA:365.4	GF060500G28R01	Total Kjeldahl Nitrogen Total Phosphate as Phosphorus	UJ	IWQ2 Negative blank sample results were greater than the Method Detection Limit.
166673	General Inorganic	SW-846:6010B	GU060500G28R01	Silicon Dioxide	J	I14b The matrix-spike analysis was not performed on a sample associated with this request number.
166673	General Inorganic	EPA:150.1	GU060500G28R01	pH	J	I9 The holding time is exceeded. Positive results may be biased low and nondetected analytes may be false negatives. An evaluation of the data with respect to the technical implications of exceeding the holding time is recommended.
166673	General Inorganic	EPA:335.3	GU060500G28R01	Cyanide (Total)	JN-	IWQ2 Negative blank sample results were greater than the Method Detection Limit.
166673	General Inorganic	EPA:350.1	GU060500G28R01	Ammonia as Nitrogen	U	I4a In comparison with the preparation blank, the sample result is greater than the Estimated Detection Limit but less than or equal to five times the concentration of the related analyte in the blank.
166673	General Inorganic	EPA:351.2	GU060500G28R01	Total Kjeldahl Nitrogen	UJ	I3e The spike percent recovery value is greater than 30% and less than the lower acceptance limit (75%), and the sample result is a nondetect, which indicates a potential for false negatives being reported.

Table D-4 (continued)

Request	Suite	Method	Sample	Analyte	Flag	Reason Code/Explanation
166673	General Inorganic	EPA:351.2 EPA:365.4	GU060500G28R01	Total Kjeldahl Nitrogen Total Phosphate as Phosphorus	UJ	IWQ2 Negative blank sample results were greater than the Method Detection Limit.
166673	General Inorganic	SW846 6850 Modified	GU06060G33R202	Perchlorate	J	LMS1 An applicable Matrix Spike/Matrix Spike Duplicate analysis was not performed.
166673	General Inorganic	SW846 6850 Modified	GU06060G33R202	Perchlorate	NJ	LIR1 Chlorine isotope ratio criteria not met.
166673	High Explosives	SW-846:8321A_MOD	GU060500G28R01	Amino-4,6-dinitrotoluene[2-] Tetryl Trinitrobenzene[1,3,5-] Trinitrotoluene[2,4,6-] Amino-2,6-dinitrotoluene[4-] Tetryl	UJ	LC3 The Continuing Calibration Verification %Difference failed low.
166673	High Explosives	SW-846:8321A_MOD	GU060500G28R01	Amino-2,6-dinitrotoluene[4-] Tetryl	UJ	LL4 The Laboratory Control Sample %Recovery failed both high and low, or the Laboratory Control Sample/Laboratory Control Sample Duplicate Relative Percent Difference failed to meet criteria.
166673	High Explosives	SW-846:8321A_MOD	GU060500G28R01	All Target Analytes	UJ	LMS1 An applicable Matrix Spike/Matrix Spike Duplicate analysis was not performed.
166673	Metals	SW-846:6020	GF060500G28R01	Chromium	J	I14b The matrix-spike analysis was not performed on a sample associated with this request number.
166673	Metals	SW-846:6020	GF060500G28R01	Chromium	J	I16 Relative percent difference is greater than 10% in the serial dilution sample.
166673	Metals	SW-846:6010B	GF060500G28R01	Zinc	U	I4a In comparison with the preparation blank, the sample result is greater than the Estimated Detection Limit but less than or equal to five times the concentration of the related analyte in the blank.
166673	Metals	SW-846:6020	GU060500G28R01	Chromium	J	I14b The matrix-spike analysis was not performed on a sample associated with this request number.
166673	Metals	SW-846:6020	GU060500G28R01	Chromium	J	I16 Relative percent difference is greater than 10% in the serial dilution sample.
166673	Metals	SW-846:6010B	GU060500G28R01	Zinc	U	I4a In comparison with the preparation blank, the sample result is greater than the Estimated Detection Limit but less than or equal to five times the concentration of the related analyte in the blank.
166673	Radionuclides	EPA:900 HASL-300:ISOU EPA:900 HASL-300:ISOPU HASL-300:ISOU	GF060500G28R01	Gross beta Uranium-238 Gross beta Plutonium-238 Uranium-238	J	RWQ2 Result values are less than 3 times the Minimum Detectable Concentration.
166673	Radionuclides	HASL-300:ISOU	GU060500G28R01	Uranium-235/236	R	RWQ3 Less than the negative Minimum Detectable Concentration

Table D-4 (continued)

Request	Suite	Method	Sample	Analyte	Flag	Reason Code/Explanation
166673	Semivolatile Organic Analytes	SW-846:8270C	GU060500G28R01	Aniline Atrazine Benzidine Chloroaniline[4-] Dichlorobenzidine[3,3'-] Dinoseb Dioxane[1,4-] Nitroaniline[2-] Nitroaniline[3-] Nitroaniline[4-] Nitrosodiethylamine[N-] Nitroso-di-n-butylamine[N-] Nitrosopyrrolidine[N-] Pentachlorobenzene Tetrachlorobenzene[1,2,4,5-] Tetrachlorophenol[2,3,4,6-]	UJ	SV16 Required calibration information is missing or samples were analyzed on an expired calibration. Data may not be acceptable for use.
166673	Semivolatile Organic Analytes	SW-846:8270C	GU060600G28R01	Chloro-3-methylphenol[4-] Dichlorobenzene[1,2-] Dichlorobenzene[1,3-] Dichlorobenzene[1,4-] Hexachlorobutadiene Hexachlorocyclopentadiene Hexachloroethane Trichlorobenzene[1,2,4-]	UJ	SWQ1 Relative percent difference of the Matrix Spike/Matrix Spike Duplicate is greater than the acceptance criteria.
166673	Semivolatile Organic Analytes	SW-846:8260B	GU060600G28R01	Butanol[1-]	UJ	V7b The affected analytes were analyzed with a Relative Response Factor of less than 0.05.
166673	Semivolatile Organic Analytes	SW-846:8270C	GU06060G33R201	Aniline Atrazine Benzidine Chloroaniline[4-] Dichlorobenzidine[3,3'-] Dinoseb Dioxane[1,4-] Nitroaniline[2-] Nitroaniline[3-] Nitroaniline[4-] Nitrosodiethylamine[N-] Nitroso-di-n-butylamine[N-] Nitrosopyrrolidine[N-] Pentachlorobenzene Tetrachlorobenzene[1,2,4,5-] Tetrachlorophenol[2,3,4,6-]	UJ	SV16 Required calibration information is missing or samples were analyzed on an expired calibration. Data may not be acceptable for use.

Table D-4 (continued)

Request	Suite	Method	Sample	Analyte	Flag	Reason Code/Explanation
166673	Semivolatile Organic Analytes	SW-846:8270C	GU06060G33R201	Chloro-3-methylphenol[4-] Dichlorobenzene[1,2-] Dichlorobenzene[1,3-] Dichlorobenzene[1,4-] Hexachlorobutadiene Hexachlorocyclopentadiene Hexachloroethane Trichlorobenzene[1,2,4-]	UJ	SWQ1 Relative percent difference of the Matrix Spike/Matrix Spike Duplicate is greater than the acceptance criteria.
166673	Semivolatile Organic Analytes	SW-846:8260B	GU06060G33R201	Butanol[1-]	UJ	V7b The affected analytes were analyzed with a Relative Response Factor of less than 0.05.
166673	Volatile Organic Analytes	SW-846:8260B	GU06060G28R01	Acrolein Dioxane[1,4-]	R	V7b The affected analytes were analyzed with a Relative Response Factor of less than 0.05.
166673	Volatile Organic Analytes	SW-846:8260B	GU06060G28R01	Methyl-1-propanol[2-] Propionitrile	UJ	V7b The affected analytes were analyzed with a Relative Response Factor of less than 0.05.
166673	Volatile Organic Analytes	SW-846:8260B	GU06060G28R01	Acrolein	UJ	VWQ9 Calibration Verification %Difference was greater than the acceptance criteria but less than 60%.
166673	Volatile Organic Analytes	SW-846:8260B	GU06060G33R201	Acrolein Dioxane[1,4-]	R	V7b The affected analytes were analyzed with a Relative Response Factor of less than 0.05.
166673	Volatile Organic Analytes	SW-846:8260B	GU06060G33R201	Methyl-1-propanol[2-] Propionitrile	UJ	V7b The affected analytes were analyzed with a Relative Response Factor of less than 0.05.
166673	Volatile Organic Analytes	SW-846:8260B	GU06060G33R201	Acrolein	UJ	VWQ9 Calibration Verification %Difference was greater than the acceptance criteria but less than 60%.
166675	Semivolatile Organic Analytes	SW-846:8260B	GU06060G28R01-FTB, GU06060G33R201-FTB	Butanol[1-]	UJ	V7b The affected analytes were analyzed with a Relative Response Factor of less than 0.05.
166675	Volatile Organic Analytes	SW-846:8260B	GU06060G28R01-FTB	Acrolein Dioxane[1,4-]	R	V7b The affected analytes were analyzed with a Relative Response Factor of less than 0.05.
166675	Volatile Organic Analytes	SW-846:8260B	GU06060G28R01-FTB	Methyl-1-propanol[2-] Propionitrile	UJ	V7b The affected analytes were analyzed with a Relative Response Factor of less than 0.05.
166675	Volatile Organic Analytes	SW-846:8260B	GU06060G28R01-FTB	Acrolein	UJ	VWQ9 Calibration Verification %Difference was greater than the acceptance criteria but less than 60%.
166675	Volatile Organic Analytes	SW-846:8260B	GU06060G33R201-FTB	Acetone	J-	VWQ9 Calibration Verification %Difference was greater than the acceptance criteria but less than 60%.
166675	Volatile Organic Analytes	SW-846:8260B	GU06060G33R201-FTB	Acrolein Dioxane[1,4-]	R	V7b The affected analytes were analyzed with a Relative Response Factor of less than 0.05.
166675	Volatile Organic Analytes	SW-846:8260B	GU06060G33R201-FTB	Methyl-1-propanol[2-] Propionitrile	UJ	V7b The affected analytes were analyzed with a Relative Response Factor of less than 0.05.

Table D-4 (continued)

Request	Suite	Method	Sample	Analyte	Flag	Reason Code/Explanation
166675	Volatile Organic Analytes	SW-846:8260B	GU06060G33R201-FTB	Acrolein	UJ	VWQ9 Calibration Verification %Difference was greater than the acceptance criteria but less than 60%.
166712	General Inorganic	EPA:410.4	GU060600G01R01, GU060600G6CM01, GU060600G7CM01	Chemical Oxygen Demand	J	I14b The matrix-spike analysis was not performed on a sample associated with this request number.
166712	Semivolatile Organic Analytes	SW-846:8260B	GU060600G01R01	Butanol[1-]	R	V7b The affected analytes were analyzed with a Relative Response Factor of less than 0.05.
166712	Semivolatile Organic Analytes	SW-846:8270C	GU060600G01R01	Atrazine	UJ	SV7b The affected analytes were analyzed with a Relative Response Factor of less than 0.05.
166712	Semivolatile Organic Analytes	SW-846:8270C	GU060600G01R01	Chloro-3-methylphenol[4-] Dichlorobenzene[1,2-] Dichlorobenzene[1,3-] Dichlorobenzene[1,4-] Hexachlorobutadiene Hexachlorocyclopentadiene Hexachloroethane Trichlorobenzene[1,2,4-]	UJ	SWQ1 Relative percent difference of the Matrix Spike/Matrix Spike Duplicate is greater than the acceptance criteria.
166712	Semivolatile Organic Analytes	SW-846:8260B	GU060600G01R01	Butanol[1-] Diethyl Ether	UJ	V9 The analytical and/or extraction holding time is exceeded.
166712	Semivolatile Organic Analytes	SW-846:8260B	GU060600G01R90	Butanol[1-]	R	V7b The affected analytes were analyzed with a Relative Response Factor of less than 0.05.
166712	Semivolatile Organic Analytes	SW-846:8270C	GU060600G01R90	Atrazine	UJ	SV7b The affected analytes were analyzed with a Relative Response Factor of less than 0.05.
166712	Semivolatile Organic Analytes	SW-846:8270C	GU060600G01R90	Chloro-3-methylphenol[4-] Dichlorobenzene[1,2-] Dichlorobenzene[1,3-] Dichlorobenzene[1,4-] Hexachlorobutadiene Hexachlorocyclopentadiene Hexachloroethane Trichlorobenzene[1,2,4-]	UJ	SWQ1 Relative percent difference of the Matrix Spike/Matrix Spike Duplicate is greater than the acceptance criteria.
166712	Semivolatile Organic Analytes	SW-846:8260B	GU060600G01R90	Butanol[1-] Diethyl Ether	UJ	V9 The analytical and/or extraction holding time is exceeded.
166712	Semivolatile Organic Analytes	SW-846:8260B	GU060600G6CM01	Butanol[1-]	R	V7b The affected analytes were analyzed with a Relative Response Factor of less than 0.05.

Table D-4 (continued)

Request	Suite	Method	Sample	Analyte	Flag	Reason Code/Explanation
166712	Semivolatile Organic Analytes	SW-846:8270C	GU060600G6CM01	Atrazine	UJ	SV7b The affected analytes were analyzed with a Relative Response Factor of less than 0.05.
166712	Semivolatile Organic Analytes	SW-846:8270C	GU060600G6CM01	Chloro-3-methylphenol[4-] Dichlorobenzene[1,2-] Dichlorobenzene[1,3-] Dichlorobenzene[1,4-] Hexachlorobutadiene Hexachlorocyclopentadiene Hexachloroethane Trichlorobenzene[1,2,4-]	UJ	SWQ1 Relative percent difference of the Matrix Spike/Matrix Spike Duplicate is greater than the acceptance criteria.
166712	Semivolatile Organic Analytes	SW-846:8260B	GU060600G6CM01	Butanol[1-] Diethyl Ether	UJ	V9 The analytical and/or extraction holding time is exceeded.
166712	Semivolatile Organic Analytes	SW-846:8260B	GU060600G7CM01	Butanol[1-]	R	V7b The affected analytes were analyzed with a Relative Response Factor of less than 0.05.
166712	Semivolatile Organic Analytes	SW-846:8270C	GU060600G7CM01	Atrazine	UJ	SV7b The affected analytes were analyzed with a Relative Response Factor of less than 0.05.
166712	Semivolatile Organic Analytes	SW-846:8270C	GU060600G7CM01	Chloro-3-methylphenol[4-] Dichlorobenzene[1,2-] Dichlorobenzene[1,3-] Dichlorobenzene[1,4-] Hexachlorobutadiene Hexachlorocyclopentadiene Hexachloroethane Trichlorobenzene[1,2,4-]	UJ	SWQ1 Relative percent difference of the Matrix Spike/Matrix Spike Duplicate is greater than the acceptance criteria.
166712	Semivolatile Organic Analytes	SW-846:8260B	GU060600G7CM01	Butanol[1-] Diethyl Ether	UJ	V9 The analytical and/or extraction holding time is exceeded.
166712	Volatile Organic Analytes	SW-846:8260B	GU060600G01R01	Acrolein Dioxane[1,4-]	R	V7b The affected analytes were analyzed with a Relative Response Factor of less than 0.05.
166712	Volatile Organic Analytes	SW-846:8260B	GU060600G01R01	Methyl-1-propanol[2-] Propionitrile	UJ	V7b The affected analytes were analyzed with a Relative Response Factor of less than 0.05.
166712	Volatile Organic Analytes	SW-846:8260B	GU060600G01R01	All Target Analytes	UJ	V9 The analytical and/or extraction holding time is exceeded.

Table D-4 (continued)

Request	Suite	Method	Sample	Analyte	Flag	Reason Code/Explanation
166712	Volatile Organic Analytes	SW-846:8260B	GU060600G01R01	Acrolein	UJ	VWQ9 Calibration Verification %Difference was greater than the acceptance criteria but less than 60%.
166712	Volatile Organic Analytes	SW-846:8260B	GU060600G01R90	Acrolein Dioxane[1,4-]	R	V7b The affected analytes were analyzed with a Relative Response Factor of less than 0.05.
166712	Volatile Organic Analytes	SW-846:8260B	GU060600G01R90	Methyl-1-propanol[2-] Propionitrile	UJ	V7b The affected analytes were analyzed with a Relative Response Factor of less than 0.05.
166712	Volatile Organic Analytes	SW-846:8260B	GU060600G01R90	All Target Analytes	UJ	V9 The analytical and/or extraction holding time is exceeded.
166712	Volatile Organic Analytes	SW-846:8260B	GU060600G01R90	Acrolein	UJ	VWQ9 Calibration Verification %Difference was greater than the acceptance criteria but less than 60%.
166712	Volatile Organic Analytes	SW-846:8260B	GU060600G6CM01	Acrolein Dioxane[1,4-]	R	V7b The affected analytes were analyzed with a Relative Response Factor of less than 0.05.
166712	Volatile Organic Analytes	SW-846:8260B	GU060600G6CM01	Methyl-1-propanol[2-] Propionitrile	UJ	V7b The affected analytes were analyzed with a Relative Response Factor of less than 0.05.
166712	Volatile Organic Analytes	SW-846:8260B	GU060600G6CM01	All Target Analytes	UJ	V9 The analytical and/or extraction holding time is exceeded.
166712	Volatile Organic Analytes	SW-846:8260B	GU060600G6CM01	Acrolein	UJ	VWQ9 Calibration Verification %Difference was greater than the acceptance criteria but less than 60%.
166712	Volatile Organic Analytes	SW-846:8260B	GU060600G7CM01	Acrolein Dioxane[1,4-]	R	V7b The affected analytes were analyzed with a Relative Response Factor of less than 0.05.
166712	Volatile Organic Analytes	SW-846:8260B	GU060600G7CM01	Methyl-1-propanol[2-] Propionitrile	UJ	V7b The affected analytes were analyzed with a Relative Response Factor of less than 0.05.
166712	Volatile Organic Analytes	SW-846:8260B	GU060600G7CM01	All Target Analytes	UJ	V9 The analytical and/or extraction holding time is exceeded.
166712	Volatile Organic Analytes	SW-846:8260B	GU060600G7CM01	Acrolein	UJ	VWQ9 Calibration Verification %Difference was greater than the acceptance criteria but less than 60%.
166713	Semivolatile Organic Analytes	SW-846:8260B	GU060600G01R01-FTB, GU060600G6CM01-FTB, GU060600G7CM01-FTB	Butanol[1-]	R	V7b The affected analytes were analyzed with a Relative Response Factor of less than 0.05.

Table D-4 (continued)

Request	Suite	Method	Sample	Analyte	Flag	Reason Code/Explanation
166713	Volatile Organic Analytes	SW-846:8260B	GU060600G01R01-FTB	Acrolein Dioxane[1,4-]	R	V7b The affected analytes were analyzed with a Relative Response Factor of less than 0.05.
166713	Volatile Organic Analytes	SW-846:8260B	GU060600G01R01-FTB	Methyl-1-propanol[2-] Propionitrile	UJ	V7b The affected analytes were analyzed with a Relative Response Factor of less than 0.05.
166713	Volatile Organic Analytes	SW-846:8260B	GU060600G01R01-FTB	Acrolein	UJ	VWQ9 Calibration Verification %Difference was greater than the acceptance criteria but less than 60%.
166713	Volatile Organic Analytes	SW-846:8260B	GU060600G6CM01-FTB	Acetone	J-	VWQ9 Calibration Verification %Difference was greater than the acceptance criteria but less than 60%.
166713	Volatile Organic Analytes	SW-846:8260B	GU060600G6CM01-FTB	Acrolein Dioxane[1,4-]	R	V7b The affected analytes were analyzed with a Relative Response Factor of less than 0.05.
166713	Volatile Organic Analytes	SW-846:8260B	GU060600G6CM01-FTB	Methyl-1-propanol[2-] Propionitrile	UJ	V7b The affected analytes were analyzed with a Relative Response Factor of less than 0.05.
166713	Volatile Organic Analytes	SW-846:8260B	GU060600G6CM01-FTB	Acrolein	UJ	VWQ9 Calibration Verification %Difference was greater than the acceptance criteria but less than 60%.
166713	Volatile Organic Analytes	SW-846:8260B	GU060600G7CM01-FTB	Acetone	J-	VWQ9 Calibration Verification %Difference was greater than the acceptance criteria but less than 60%.
166713	Volatile Organic Analytes	SW-846:8260B	GU060600G7CM01-FTB	Acrolein Dioxane[1,4-]	R	V7b The affected analytes were analyzed with a Relative Response Factor of less than 0.05.
166713	Volatile Organic Analytes	SW-846:8260B	GU060600G7CM01-FTB	Acetone Toluene	U	V4 The sample result is less than or equal to 5 times (10 times for acetone, methylene chloride, and 2-butanone) the concentration of the related analyte in the method blank, which indicates the reported detection is considered indistinguishable from contamination.
166713	Volatile Organic Analytes	SW-846:8260B	GU060600G7CM01-FTB	Methyl-1-propanol[2-] Propionitrile	UJ	V7b The affected analytes were analyzed with a Relative Response Factor of less than 0.05.
166713	Volatile Organic Analytes	SW-846:8260B	GU060600G7CM01-FTB	Acrolein	UJ	VWQ9 Calibration Verification %Difference was greater than the acceptance criteria but less than 60%.
166714	General Inorganic	EPA:150.1	GF060500G01R01	pH	J	I9 The holding time is exceeded. Positive results may be biased low and nondetected analytes may be false negatives. An evaluation of the data with respect to the technical implications of exceeding the holding time is recommended.
166714	General Inorganic	SW846 6850 Modified	GF060500G01R01	Perchlorate	J	LMS1 An applicable Matrix Spike/Matrix Spike Duplicate analysis was not performed.
166714	General Inorganic	EPA:365.4	GF060500G01R01	Total Phosphate as Phosphorus	JN-	IWQ2 Negative blank sample results were greater than the Method Detection Limit.
166714	General Inorganic	EPA:350.1	GF060500G01R01	Ammonia as Nitrogen	U	I4a In comparison with the preparation blank, the sample result is greater than the Estimated Detection Limit but less than or equal to five times the concentration of the related analyte in the blank.

Table D-4 (continued)

Request	Suite	Method	Sample	Analyte	Flag	Reason Code/Explanation
166714	General Inorganic	EPA:335.3	GF060500G01R01	Cyanide (Total)	UJ	IWQ2 Negative blank sample results were greater than the Method Detection Limit.
166714	General Inorganic	EPA:150.1	GF060500G01R90	pH	J	I9 The holding time is exceeded. Positive results may be biased low and nondetected analytes may be false negatives. An evaluation of the data with respect to the technical implications of exceeding the holding time is recommended.
166714	General Inorganic	SW846 6850 Modified	GF060500G01R90	Perchlorate	J	LMS1 An applicable Matrix Spike/Matrix Spike Duplicate analysis was not performed.
166714	General Inorganic	EPA:350.1	GF060500G01R90	Ammonia as Nitrogen	U	I4a In comparison with the preparation blank, the sample result is greater than the Estimated Detection Limit but less than or equal to five times the concentration of the related analyte in the blank.
166714	General Inorganic	EPA:335.3 EPA:365.4	GF060500G01R90	Cyanide (Total) Total Phosphate as Phosphorus	UJ	IWQ2 Negative blank sample results were greater than the Method Detection Limit.
166714	General Inorganic	EPA:150.1	GF060500G6CM02	pH	J	I9 The holding time is exceeded. Positive results may be biased low and nondetected analytes may be false negatives. An evaluation of the data with respect to the technical implications of exceeding the holding time is recommended.
166714	General Inorganic	SW846 6850 Modified	GF060500G6CM02	Perchlorate	J	LMS1 An applicable Matrix Spike/Matrix Spike Duplicate analysis was not performed.
166714	General Inorganic	EPA:350.1 EPA:351.2	GF060500G6CM02	Ammonia as Nitrogen Total Kjeldahl Nitrogen	U	I4a In comparison with the preparation blank, the sample result is greater than the Estimated Detection Limit but less than or equal to five times the concentration of the related analyte in the blank.
166714	General Inorganic	EPA:335.3	GF060500G6CM02	Cyanide (Total)	UJ	IWQ2 Negative blank sample results were greater than the Method Detection Limit.
166714	General Inorganic	EPA:150.1	GF060500G7CM02	pH	J	I9 The holding time is exceeded. Positive results may be biased low and nondetected analytes may be false negatives. An evaluation of the data with respect to the technical implications of exceeding the holding time is recommended.
166714	General Inorganic	SW846 6850 Modified	GF060500G7CM02	Perchlorate	J	LMS1 An applicable Matrix Spike/Matrix Spike Duplicate analysis was not performed.
166714	General Inorganic	EPA:350.1 EPA:351.2	GF060500G7CM02	Ammonia as Nitrogen Total Kjeldahl Nitrogen	U	I4a In comparison with the preparation blank, the sample result is greater than the Estimated Detection Limit but less than or equal to five times the concentration of the related analyte in the blank.
166714	General Inorganic	EPA:335.3	GF060500G7CM02	Cyanide (Total)	UJ	IWQ2 Negative blank sample results were greater than the Method Detection Limit.
166714	General Inorganic	EPA:150.1	GU060500G01R01	pH	J	I9 The holding time is exceeded. Positive results may be biased low and nondetected analytes may be false negatives. An evaluation of the data with respect to the technical implications of exceeding the holding time is recommended.
166714	General Inorganic	EPA:365.4	GU060500G01R01	Total Phosphate as Phosphorus	JN-	IWQ2 Negative blank sample results were greater than the Method Detection Limit.

Table D-4 (continued)

Request	Suite	Method	Sample	Analyte	Flag	Reason Code/Explanation
166714	General Inorganic	EPA:350.1	GU060500G01R01	Ammonia as Nitrogen	U	I4a In comparison with the preparation blank, the sample result is greater than the Estimated Detection Limit but less than or equal to five times the concentration of the related analyte in the blank.
166714	General Inorganic	EPA:335.3	GU060500G01R01	Cyanide (Total)	UJ	IWQ2 Negative blank sample results were greater than the Method Detection Limit.
166714	General Inorganic	EPA:150.1	GU060500G01R90	pH	J	I9 The holding time is exceeded. Positive results may be biased low and nondetected analytes may be false negatives. An evaluation of the data with respect to the technical implications of exceeding the holding time is recommended.
166714	General Inorganic	EPA:350.1	GU060500G01R90	Ammonia as Nitrogen	U	I4a In comparison with the preparation blank, the sample result is greater than the Estimated Detection Limit but less than or equal to five times the concentration of the related analyte in the blank.
166714	General Inorganic	EPA:335.3 EPA:365.4	GU060500G01R90	Cyanide (Total) Total Phosphate as Phosphorus	UJ	IWQ2 Negative blank sample results were greater than the Method Detection Limit.
166714	General Inorganic	EPA:150.1	GU060500G6CM01	pH	J	I9 The holding time is exceeded. Positive results may be biased low and nondetected analytes may be false negatives. An evaluation of the data with respect to the technical implications of exceeding the holding time is recommended.
166714	General Inorganic	EPA:350.1 EPA:351.2	GU060500G6CM01	Ammonia as Nitrogen Total Kjeldahl Nitrogen	U	I4a In comparison with the preparation blank, the sample result is greater than the Estimated Detection Limit but less than or equal to five times the concentration of the related analyte in the blank.
166714	General Inorganic	EPA:335.3	GU060500G6CM01	Cyanide (Total)	UJ	IWQ2 Negative blank sample results were greater than the Method Detection Limit.
166714	General Inorganic	EPA:150.1	GU060500G7CM01	pH	J	I9 The holding time is exceeded. Positive results may be biased low and nondetected analytes may be false negatives. An evaluation of the data with respect to the technical implications of exceeding the holding time is recommended.
166714	General Inorganic	EPA:350.1 EPA:351.2	GU060500G7CM01	Ammonia as Nitrogen Total Kjeldahl Nitrogen	U	I4a In comparison with the preparation blank, the sample result is greater than the Estimated Detection Limit but less than or equal to five times the concentration of the related analyte in the blank.
166714	General Inorganic	EPA:335.3	GU060500G7CM01	Cyanide (Total)	UJ	IWQ2 Negative blank sample results were greater than the Method Detection Limit.
166714	High Explosives	SW-846:8321A_MOD	GU060500G01R01	Trinitrobenzene[1,3,5-]	UJ	LC3 The Continuing Calibration Verification %Difference failed low.
166714	High Explosives	SW-846:8321A_MOD	GU060500G01R01	Amino-2,6-dinitrotoluene[4-] Tetryl	UJ	LL3 The Laboratory Control Sample %Recovery failed low.
166714	High Explosives	SW-846:8321A_MOD	GU060500G01R01	Amino-2,6-dinitrotoluene[4-] Tetryl	UJ	LL4 The Laboratory Control Sample %Recovery failed both high and low, or the Laboratory Control Sample/Laboratory Control Sample Duplicate Relative Percent Difference failed to meet criteria.
166714	High Explosives	SW-846:8321A_MOD	GU060500G01R01	All Target Analytes	UJ	LMS1 An applicable Matrix Spike/Matrix Spike Duplicate analysis was not performed.
166714	High Explosives	SW-846:8321A_MOD	GU060500G01R01	All Target Analytes	UJ	LS2 Surrogate failed low.

Table D-4 (continued)

Request	Suite	Method	Sample	Analyte	Flag	Reason Code/Explanation
166714	High Explosives	SW-846:8321A_MOD	GU060500G01R90	Trinitrobenzene[1,3,5-]	UJ	LC3 The Continuing Calibration Verification %Difference failed low.
166714	High Explosives	SW-846:8321A_MOD	GU060500G01R90	Amino-2,6-dinitrotoluene[4-] Tetryl	UJ	LL3 The Laboratory Control Sample %Recovery failed low.
166714	High Explosives	SW-846:8321A_MOD	GU060500G01R90	Amino-2,6-dinitrotoluene[4-] Tetryl	UJ	LL4 The Laboratory Control Sample %Recovery failed both high and low, or the Laboratory Control Sample/Laboratory Control Sample Duplicate Relative Percent Difference failed to meet criteria.
166714	High Explosives	SW-846:8321A_MOD	GU060500G01R90	All Target Analytes	UJ	LMS1 An applicable Matrix Spike/Matrix Spike Duplicate analysis was not performed.
166714	High Explosives	SW-846:8321A_MOD	GU060500G6CM01	Trinitrobenzene[1,3,5-]	UJ	LC3 The Continuing Calibration Verification %Difference failed low.
166714	High Explosives	SW-846:8321A_MOD	GU060500G6CM01	Amino-2,6-dinitrotoluene[4-] Tetryl	UJ	LL3 The Laboratory Control Sample %Recovery failed low.
166714	High Explosives	SW-846:8321A_MOD	GU060500G6CM01	Amino-2,6-dinitrotoluene[4-] Tetryl	UJ	LL4 The Laboratory Control Sample %Recovery failed both high and low, or the Laboratory Control Sample/Laboratory Control Sample Duplicate Relative Percent Difference failed to meet criteria.
166714	High Explosives	SW-846:8321A_MOD	GU060500G6CM01	All Target Analytes	UJ	LMS1 An applicable Matrix Spike/Matrix Spike Duplicate analysis was not performed.
166714	High Explosives	SW-846:8321A_MOD	GU060500G7CM01	Trinitrobenzene[1,3,5-]	UJ	LC3 The Continuing Calibration Verification %Difference failed low.
166714	High Explosives	SW-846:8321A_MOD	GU060500G7CM01	Amino-2,6-dinitrotoluene[4-] Tetryl	UJ	LL3 The Laboratory Control Sample %Recovery failed low.
166714	High Explosives	SW-846:8321A_MOD	GU060500G7CM01	Amino-2,6-dinitrotoluene[4-] Tetryl	UJ	LL4 The Laboratory Control Sample %Recovery failed both high and low, or the Laboratory Control Sample/Laboratory Control Sample Duplicate Relative Percent Difference failed to meet criteria.
166714	High Explosives	SW-846:8321A_MOD	GU060500G7CM01	All Target Analytes	UJ	LMS1 An applicable Matrix Spike/Matrix Spike Duplicate analysis was not performed.
166714	Metals	SW-846:6010B	GF060500G01R01, GU060500G01R90	Iron	U	I4a In comparison with the preparation blank, the sample result is greater than the Estimated Detection Limit but less than or equal to five times the concentration of the related analyte in the blank.
166714	Metals	SW-846:6010B	GF060500G6CM02, GF060500G7CM02	Aluminum Iron Tin	U	I4a In comparison with the preparation blank, the sample result is greater than the Estimated Detection Limit but less than or equal to five times the concentration of the related analyte in the blank.
166714	PCBs	SW-846:8082	GU060500G01R01, GU060500G01R90	All Target Analytes	UJ	P14b The matrix spike and/or the matrix spike duplicate analysis were not performed on a sample associated with a LANL request number.
166714	Radionuclides	EPA:900 HASL-300:ISOU HASL-300:ISOU	GF060500G01R01	Gross beta Uranium-234 Uranium-238	J	RWQ2 Result values are less than 3 times the Minimum Detectable Concentration.
166714	Radionuclides	HASL-300:ISOPU	GF060500G01R01	Plutonium-238 Plutonium-239/240	R	RWQ3 Less than the negative Minimum Detectable Concentration

Table D-4 (continued)

Request	Suite	Method	Sample	Analyte	Flag	Reason Code/Explanation
166714	Radionuclides	EPA:900 HASL-300:ISOU	GF060500G01R90	Gross beta Uranium-238	J	RWQ2 Result values are less than 3 times the Minimum Detectable Concentration.
166714	Radionuclides	HASL-300:ISOPU	GF060500G6CM02	Plutonium-238	J	R7b The duplicate and sample results have a DER (duplicate error ratio) that is greater than 2.0.
166714	Radionuclides	HASL-300:ISOPU HASL-300:ISOU HASL-300:AM-241 EPA:901.1 HASL-300:ISOU HASL-300:ISOU	GF060500G6CM02	Plutonium-238 Uranium-238 Americium-241 Potassium-40 Uranium-234 Uranium-238	J	RWQ2 Result values are less than 3 times the Minimum Detectable Concentration.
166714	Radionuclides	EPA:900	GF060500G7CM02	Gross alpha	R	RWQ3 Less than the negative Minimum Detectable Concentration
166714	Radionuclides	EPA:900 HASL-300:ISOU	GU060500G01R01 GU060500G01R90	Gross beta Uranium-234 Uranium-238 Uranium-238	J	RWQ2 Result values are less than 3 times the Minimum Detectable Concentration.
166714	Radionuclides	HASL-300:ISOPU	GU060500G6CM01	Plutonium-238	J	R7b The duplicate and sample results have a duplicate error ratio that is greater than 2.0.
166714	Radionuclides	HASL-300:ISOPU	GU060500G6CM01	Plutonium-238	J	RWQ2 Result values are less than 3 times the Minimum Detectable Concentration.
166714	Radionuclides	EPA:900	GU060500G6CM01	Gross alpha	R	RWQ3 Less than the negative Minimum Detectable Concentration
166714	Radionuclides	EPA:905.0 HASL-300:ISOU	GU060500G7CM01	Strontium-90 Uranium-235/236 Uranium-238	J	RWQ2 Result values are less than 3 times the Minimum Detectable Concentration.
166854	General Inorganic	SW-846:6010B	GF060500G21R01	Silicon Dioxide	J	I14b The matrix-spike analysis was not performed on a sample associated with this request number.
166854	General Inorganic	SW-846:6010B	GF060500G21R01	Sodium	J	I16 Relative percent difference is greater than 10% in the serial dilution sample.
166854	General Inorganic	EPA:150.1	GF060500G21R01	pH	J	I9 The holding time is exceeded. Positive results may be biased low and nondetected analytes may be false negatives. An evaluation of the data with respect to the technical implications of exceeding the holding time is recommended.
166854	General Inorganic	EPA:350.1 EPA:365.4	GF060500G21R01	Ammonia as Nitrogen Total Phosphate as Phosphorus	U	I4a In comparison with the preparation blank, the sample result is greater than the Estimated Detection Limit but less than or equal to five times the concentration of the related analyte in the blank.
166854	General Inorganic	EPA:335.3 EPA:351.2	GF060500G21R01	Cyanide (Total) Total Kjeldahl Nitrogen	UJ	IWQ2 Negative blank sample results were greater than the Method Detection Limit.
166854	General Inorganic	SW-846:6010B	GU060500G21R01	Silicon Dioxide	J	I14b The matrix-spike analysis was not performed on a sample associated with this request number.

Table D-4 (continued)

Request	Suite	Method	Sample	Analyte	Flag	Reason Code/Explanation
166854	General Inorganic	SW-846:6010B	GU060500G21R01	Sodium	J	I16 Relative percent difference is greater than 10% in the serial dilution sample.
166854	General Inorganic	EPA:150.1	GU060500G21R01	pH	J	I9 The holding time is exceeded. Positive results may be biased low and nondetected analytes may be false negatives. An evaluation of the data with respect to the technical implications of exceeding the holding time is recommended.
166854	General Inorganic	EPA:350.1	GU060500G21R01	Ammonia as Nitrogen	U	I4a In comparison with the preparation blank, the sample result is greater than the Estimated Detection Limit but less than or equal to five times the concentration of the related analyte in the blank.
166854	General Inorganic	EPA:335.3 EPA:351.2	GU060500G21R01	Cyanide (Total) Total Kjeldahl Nitrogen	UJ	IWQ2 Negative blank sample results were greater than the Method Detection Limit.
166854	General Inorganic	EPA:410.4	GU060600G21R01	Chemical Oxygen Demand	U	I4a In comparison with the preparation blank, the sample result is greater than the Estimated Detection Limit but less than or equal to five times the concentration of the related analyte in the blank.
166854	High Explosives	SW-846:8321A_MOD	GU060500G21R01	Amino-4,6-dinitrotoluene[2-] Tetryl Trinitrobenzene[1,3,5-] Trinitrotoluene[2,4,6-]	UJ	LC3 The Continuing Calibration Verification %Difference failed low.
166854	High Explosives	SW-846:8321A_MOD	GU060500G21R01	Nitrotoluene[3-] Trinitrotoluene[2,4,6-]	UJ	LDL3 The Contract Required Detection Limit Check Standard recovery failed low.
166854	High Explosives	SW-846:8321A_MOD	GU060500G21R01	Amino-2,6-dinitrotoluene[4-] Tetryl	UJ	LL3 The Laboratory Control Sample %Recovery failed low.
166854	High Explosives	SW-846:8321A_MOD	GU060500G21R01	Amino-2,6-dinitrotoluene[4-] Tetryl	UJ	LL4 The Laboratory Control Sample %Recovery failed both high and low, or the Laboratory Control Sample/Laboratory Control Sample Duplicate Relative Percent Difference failed to meet criteria.
166854	High Explosives	SW-846:8321A_MOD	GU060500G21R01	All Target Analytes	UJ	LMS1 An applicable Matrix Spike/Matrix Spike Duplicate analysis was not performed.
166854	Metals	SW-846:6010B	GF060500G21R01	Zinc	U	I4a In comparison with the preparation blank, the sample result is greater than the Estimated Detection Limit but less than or equal to five times the concentration of the related analyte in the blank.
166854	Metals	EPA:245.2	GF060500G21R01	Mercury	UJ	IWQ2 Negative blank sample results were greater than the Method Detection Limit.
166854	Radionuclides	HASL-300:ISOU	GF060500G21R01	Uranium-238	J	RWQ2 Result values are less than 3 times the Minimum Detectable Concentration.
166854	Semivolatile Organic Analytes	SW-846:8260B	GU060600G21R01	Butanol[1-]	R	V7b The affected analytes were analyzed with a Relative Response Factor of less than 0.05.

Table D-4 (continued)

Request	Suite	Method	Sample	Analyte	Flag	Reason Code/Explanation
166854	Semivolatile Organic Analytes	SW-846:8270C	GU060600G21R01	Aniline Atrazine Benzidine Chloroaniline[4-] Dichlorobenzidine[3,3'-] Dinoseb Dioxane[1,4-] Nitroaniline[2-] Nitroaniline[3-] Nitroaniline[4-] Nitrosodiethylamine[N-] Nitroso-di-n-butylamine[N-] Nitrosopyrrolidine[N-] Pentachlorobenzene Tetrachlorobenzene[1,2,4,5-] Tetrachlorophenol[2,3,4,6-]	UJ	SV16 Required calibration information is missing or samples were analyzed on an expired calibration. Data may not be acceptable for use.
166854	Semivolatile Organic Analytes	SW-846:8270C	GU060600G21R01	Chloro-3-methylphenol[4-] Dichlorobenzene[1,2-] Dichlorobenzene[1,3-] Dichlorobenzene[1,4-] Hexachlorobutadiene Hexachlorocyclopentadiene Hexachloroethane Trichlorobenzene[1,2,4-]	UJ	SWQ1 Relative percent difference of the Matrix Spike/Matrix Spike Duplicate is greater than the acceptance criteria.
166854	Volatile Organic Analytes	SW-846:8260B	GU060600G21R01	Acetone	J+	VWQ9 Calibration Verification %Difference was greater than the acceptance criteria but less than 60%.
166854	Volatile Organic Analytes	SW-846:8260B	GU060600G21R01	Dioxane[1,4-]	R	V7b The affected analytes were analyzed with a Relative Response Factor of less than 0.05.
166854	Volatile Organic Analytes	SW-846:8260B	GU060600G21R01	Chloroethyl vinyl ether[2-]	R	VWQ6 The sample was improperly preserved.
166854	Volatile Organic Analytes	SW-846:8260B	GU060600G21R01	Acetone	U	V4 The sample result is less than or equal to 5 times (10 times for acetone, methylene chloride, and 2-butanone) the concentration of the related analyte in the method blank, which indicates the reported detection is considered indistinguishable from contamination.
166857	Semivolatile Organic Analytes	SW-846:8260B	GU060600G21R01-FTB	Butanol[1-]	R	V7b The affected analytes were analyzed with a Relative Response Factor of less than 0.05.
166857	Semivolatile Organic Analytes	SW-846:8260B	GU060600G21R01-FTB	Butanol[1-] Diethyl Ether Acetone Methylene Chloride	UJ	V14b The matrix spike and/or the matrix spike duplicate analysis was not performed on a sample associated with a LANL request number.

Table D-4 (continued)

Request	Suite	Method	Sample	Analyte	Flag	Reason Code/Explanation
166857	Volatile Organic Analytes	SW-846:8260B	GU060600G21R01-FTB	Acetone	J+	VWQ9 Calibration Verification %Difference was greater than the acceptance criteria but less than 60%.
166857	Volatile Organic Analytes	SW-846:8260B	GU060600G21R01-FTB	Dioxane[1,4-]	R	V7b The affected analytes were analyzed with a Relative Response Factor of less than 0.05.
166857	Volatile Organic Analytes	SW-846:8260B	GU060600G21R01-FTB	All Target Analytes	UJ	V14b The matrix spike and/or the matrix spike duplicate analysis was not performed on a sample associated with a LANL request number.
166962	DRO	SW-846:8015B	GU060500G2CM01	Diesel Range Organics	J-	SV3c The result is a nondetect and two or more surrogates are greater than or equal to 10%Recovery but less than the lower acceptance level, which indicates increased potential for false negative results.
166962	DRO	SW-846:8015B	GU060500G2CM01, GU060500G57M01	Diesel Range Organics	U	SV4 The sample result is greater than the Estimated Quantitation Limit and less than or equal to 5 times (10 times for common phthalates) the concentration of the related analyte in the blank, which indicates the reported detection is considered indistinguishable from contamination.
166962	General Inorganic	EPA:150.1	GF060500G57M01	pH	J	I9 The holding time is exceeded. Positive results may be biased low and nondetected analytes may be false negatives. An evaluation of the data with respect to the technical implications of exceeding the holding time is recommended.
166962	General Inorganic	SW846 6850 Modified	GF060500G57M01	Perchlorate	J	LMS1 An applicable Matrix Spike/Matrix Spike Duplicate analysis was not performed.
166962	General Inorganic	EPA:350.1 EPA:365.4	GF060500G57M01	Ammonia as Nitrogen Total Phosphate as Phosphorus	U	I4a In comparison with the preparation blank, the sample result is greater than the Estimated Detection Limit but less than or equal to five times the concentration of the related analyte in the blank.
166962	General Inorganic	EPA:335.3	GF060500G57M01	Cyanide (Total)	UJ	IWQ2 Negative blank sample results were greater than the Method Detection Limit.
166962	General Inorganic	EPA:150.1	GF060500GM0601	pH	J	I9 The holding time is exceeded. Positive results may be biased low and nondetected analytes may be false negatives. An evaluation of the data with respect to the technical implications of exceeding the holding time is recommended.
166962	General Inorganic	EPA:350.1 EPA:353.1	GF060500GM0601	Ammonia as Nitrogen Nitrate-Nitrite as N	U	I4a In comparison with the preparation blank, the sample result is greater than the Estimated Detection Limit but less than or equal to five times the concentration of the related analyte in the blank.
166962	General Inorganic	EPA:335.3	GF060500GM0601	Cyanide (Total)	UJ	IWQ2 Negative blank sample results were greater than the Method Detection Limit.
166962	General Inorganic	EPA:150.1	GU060500G2CM01	pH	J	I9 The holding time is exceeded. Positive results may be biased low and nondetected analytes may be false negatives. An evaluation of the data with respect to the technical implications of exceeding the holding time is recommended.
166962	General Inorganic	EPA:350.1	GU060500G2CM01	Ammonia as Nitrogen	U	I4a In comparison with the preparation blank, the sample result is greater than the Estimated Detection Limit but less than or equal to five times the concentration of the related analyte in the blank.

Table D-4 (continued)

Request	Suite	Method	Sample	Analyte	Flag	Reason Code/Explanation
166962	General Inorganic	EPA:335.3	GU060500G2CM01	Cyanide (Total)	UJ	IWQ2 Negative blank sample results were greater than the Method Detection Limit.
166962	General Inorganic	EPA:150.1	GU060500G57M01	pH	J	I9 The holding time is exceeded. Positive results may be biased low and nondetected analytes may be false negatives. An evaluation of the data with respect to the technical implications of exceeding the holding time is recommended.
166962	General Inorganic	EPA:350.1	GU060500G57M01	Ammonia as Nitrogen	U	I4a In comparison with the preparation blank, the sample result is greater than the Estimated Detection Limit but less than or equal to five times the concentration of the related analyte in the blank.
166962	General Inorganic	EPA:335.3	GU060500G57M01	Cyanide (Total)	UJ	IWQ2 Negative blank sample results were greater than the Method Detection Limit.
166962	General Inorganic	EPA:150.1	GU060500GM0601	pH	J	I9 The holding time is exceeded. Positive results may be biased low and nondetected analytes may be false negatives. An evaluation of the data with respect to the technical implications of exceeding the holding time is recommended.
166962	General Inorganic	EPA:350.1 EPA:353.1	GU060500GM0601	Ammonia as Nitrogen Nitrate-Nitrite as N	U	I4a In comparison with the preparation blank, the sample result is greater than the Estimated Detection Limit but less than or equal to five times the concentration of the related analyte in the blank.
166962	General Inorganic	EPA:335.3	GU060500GM0601	Cyanide (Total)	UJ	IWQ2 Negative blank sample results were greater than the Method Detection Limit.
166962	High Explosives	SW-846:8321A_MOD	GU060500G2CM01	Trinitrobenzene[1,3,5-] Trinitrotoluene[2,4,6-]	UJ	LC3 The Continuing Calibration Verification %Difference failed low.
166962	High Explosives	SW-846:8321A_MOD	GU060500G2CM01	Nitrotoluene[3-]	UJ	LDL3 The Contract Required Detection Limit Check Standard recovery failed low.
166962	High Explosives	SW-846:8321A_MOD	GU060500G2CM01	Amino-4,6-dinitrotoluene[2-] Tetryl Trinitrobenzene[1,3,5-] Trinitrotoluene[2,4,6-]	UJ	LIV3 The Initial Calibration Verification %Difference failed low.
166962	High Explosives	SW-846:8321A_MOD	GU060500G2CM01	Amino-2,6-dinitrotoluene[4-] Tetryl	UJ	LL3 The Laboratory Control Sample %Recovery failed low.
166962	High Explosives	SW-846:8321A_MOD	GU060500G2CM01	Amino-2,6-dinitrotoluene[4-] Tetryl Tri-o-cresylphosphate (TOCP)	UJ	LL4 The Laboratory Control Sample %Recovery failed both high and low, or the Laboratory Control Sample/Laboratory Control Sample Duplicate Relative Percent Difference failed to meet criteria.
166962	High Explosives	SW-846:8321A_MOD	GU060500G2CM01	All Target Analytes	UJ	LMS1 An applicable Matrix Spike/Matrix Spike Duplicate analysis was not performed.
166962	High Explosives	SW-846:8321A_MOD	GU060500G57M01	Trinitrobenzene[1,3,5-]	UJ	LC3 The Continuing Calibration Verification %Difference failed low.
166962	High Explosives	SW-846:8321A_MOD	GU060500G57M01	Trinitrotoluene[2,4,6-]	UJ	LC3 The Continuing Calibration Verification %Difference failed low.
166962	High Explosives	SW-846:8321A_MOD	GU060500G57M01	Nitrotoluene[3-]	UJ	LDL3 The Contract Required Detection Limit Check Standard recovery failed low.

Table D-4 (continued)

Request	Suite	Method	Sample	Analyte	Flag	Reason Code/Explanation
166962	High Explosives	SW-846:8321A_MOD	GU060500G57M01	Amino-4,6-dinitrotoluene[2-] Tetryl Trinitrobenzene[1,3,5-] Trinitrotoluene[2,4,6-]	UJ	LIV3 The Initial Calibration Verification %Difference failed low.
166962	High Explosives	SW-846:8321A_MOD	GU060500G57M01	Amino-2,6-dinitrotoluene[4-] Tetryl	UJ	LL3 The Laboratory Control Sample %Recovery failed low.
166962	High Explosives	SW-846:8321A_MOD	GU060500G57M01	Amino-2,6-dinitrotoluene[4-] Tetryl	UJ	LL4 The Laboratory Control Sample %Recovery failed both high and low, or the Laboratory Control Sample/Laboratory Control Sample Duplicate Relative Percent Difference failed to meet criteria.
166962	High Explosives	SW-846:8321A_MOD	GU060500G57M01	Tri-o-cresylphosphate (TOCP)	UJ	LL4 The Laboratory Control Sample %Recovery failed both high and low, or the Laboratory Control Sample/Laboratory Control Sample Duplicate Relative Percent Difference failed to meet criteria.
166962	High Explosives	SW-846:8321A_MOD	GU060500G57M01	All Target Analytes	UJ	LMS1 An applicable Matrix Spike/Matrix Spike Duplicate analysis was not performed.
166962	High Explosives	SW-846:8321A_MOD	GU060500GM0601	Trinitrobenzene[1,3,5-] Trinitrotoluene[2,4,6-]	UJ	LC3 The Continuing Calibration Verification %Difference failed low.
166962	High Explosives	SW-846:8321A_MOD	GU060500GM0601	Nitrotoluene[3-]	UJ	LDL3 The Contract Required Detection Limit Check Standard recovery failed low.
166962	High Explosives	SW-846:8321A_MOD	GU060500GM0601	Amino-4,6-dinitrotoluene[2-] Tetryl Trinitrobenzene[1,3,5-] Trinitrotoluene[2,4,6-]	UJ	LIV3 The Initial Calibration Verification %Difference failed low.
166962	High Explosives	SW-846:8321A_MOD	GU060500GM0601	Amino-2,6-dinitrotoluene[4-] Tetryl	UJ	LL3 The Laboratory Control Sample %Recovery failed low.
166962	High Explosives	SW-846:8321A_MOD	GU060500GM0601	Amino-2,6-dinitrotoluene[4-] Tetryl Tri-o-cresylphosphate (TOCP)	UJ	LL4 The Laboratory Control Sample %Recovery failed both high and low, or the Laboratory Control Sample/Laboratory Control Sample Duplicate Relative Percent Difference failed to meet criteria.
166962	High Explosives	SW-846:8321A_MOD	GU060500GM0601	All Target Analytes	UJ	LMS1 An applicable Matrix Spike/Matrix Spike Duplicate analysis was not performed.
166962	Metals	SW-846:6020	GF060500G57M01	Chromium, Zinc	U	I4a In comparison with the preparation blank, the sample result is greater than the Estimated Detection Limit but less than or equal to five times the concentration of the related analyte in the blank.
166962	Metals	SW-846:6020	GF060500GM0601	Chromium, Molybdenum, Thallium	U	I4a In comparison with the preparation blank, the sample result is greater than the Estimated Detection Limit but less than or equal to five times the concentration of the related analyte in the blank.
166962	Radionuclides	HASL-300:AM-241	GU060500G2CM01	Americium-241	J	RWQ2 Result values are less than 3 times the Minimum Detectable Concentration.
166965	Semivolatile Organic Analytes	SW-846:8270C	GU060600G2CM01	Benzo(a)pyrene Benzo(g,h,i)perylene	R	SWQ4 The spike percent recovery value is less than 10% which increases the potential for false negatives being reported. This could be caused by analytical interferences.

Table D-4 (continued)

Request	Suite	Method	Sample	Analyte	Flag	Reason Code/Explanation
166965	Semivolatile Organic Analytes	SW-846:8270C	GU060600G2CM01	All Target Analytes	UJ	SV3c The result is a nondetect and two or more surrogates are greater than or equal to 10% Recovery but less than the lower acceptance level, which indicates increased potential for false negative results.
166965	Semivolatile Organic Analytes	SW-846:8270C	GU060600G2CM01	Atrazine	UJ	SV7b The affected analytes were analyzed with a Relative Response Factor of less than 0.05.
166965	Semivolatile Organic Analytes	SW-846:8270C	GU060600G2CM01	All Target Analytes	UJ	SWQ1 Relative percent difference of the Matrix Spike/Matrix Spike Duplicate is greater than the acceptance criteria.
166965	Semivolatile Organic Analytes	SW-846:8270C	GU060600G2CM01	Chlorophenyl-phenyl[4-] Ether Dibenzofuran Dichlorobenzene[1,2-] Dichlorobenzene[1,3-] Dichlorobenzene[1,4-] Diphenylamine Hexachlorobutadiene Hexachloroethane Methylnaphthalene[1-] Trichlorobenzene[1,2,4-]	UJ	SWQ3 The spike percent recovery value is greater than 10% and less than the lower acceptance limit, which indicates a potential low bias in the results.
166965	Semivolatile Organic Analytes	SW-846:8260B	GU060600G2CM01	Butanol[1-]	UJ	V7b The affected analytes were analyzed with a Relative Response Factor of less than 0.05.
166965	Semivolatile Organic Analytes	SW-846:8260B	GU060600G2CM01	Butanol[1-] Diethyl Ether	UJ	V9 The analytical and/or extraction holding time is exceeded. The data user should evaluate the data of interest with respect to the effects of exceeding the holding time. e sample preservation, sample storage practices, use of the
166965	Semivolatile Organic Analytes	SW-846:8270C	GU060600G57M01	Benzo(a)pyrene Benzo(g,h,i)perylene	R	SWQ4 The spike percent recovery value is less than 10% which increases the potential for false negatives being reported. This could be caused by analytical interferences.
166965	Semivolatile Organic Analytes	SW-846:8270C	GU060600G57M01	Atrazine	UJ	SV7b The affected analytes were analyzed with a Relative Response Factor of less than 0.05.
166965	Semivolatile Organic Analytes	SW-846:8270C	GU060600G57M01	All Target Analytes	UJ	SWQ1 Relative percent difference of the Matrix Spike/Matrix Spike Duplicate is greater than the acceptance criteria.

Table D-4 (continued)

Request	Suite	Method	Sample	Analyte	Flag	Reason Code/Explanation
166965	Semivolatile Organic Analytes	SW-846:8270C	GU060600G57M01	Chlorophenyl-phenyl[4-] Ether Dibenzofuran Dichlorobenzene[1,2-] Dichlorobenzene[1,3-] Dichlorobenzene[1,4-] Diphenylamine Hexachlorobutadiene Hexachloroethane Methylnaphthalene[1-] Trichlorobenzene[1,2,4-]	UJ	SWQ3 The spike percent recovery value is greater than 10% and less than the lower acceptance limit, which indicates a potential low bias in the results.
166965	Semivolatile Organic Analytes	SW-846:8260B	GU060600G57M01	Butanol[1-]	UJ	V7b The affected analytes were analyzed with a Relative Response Factor of less than 0.05.
166965	Semivolatile Organic Analytes	SW-846:8260B	GU060600G57M01	Butanol[1-] Diethyl Ether	UJ	V9 The analytical and/or extraction holding time is exceeded.
166965	Semivolatile Organic Analytes	SW-846:8270C	GU060600GM0601	Benzo(a)pyrene Benzo(g,h,i)perylene	R	SWQ4 The spike percent recovery value is less than 10% which increases the potential for false negatives being reported. This could be caused by analytical interferences.
166965	Semivolatile Organic Analytes	SW-846:8270C	GU060600GM0601	All Target Analytes	UJ	SV3a Two or more surrogates in either SV fraction are greater than or equal to 10% Recovery but less than the lower acceptance level, which indicates the potential for low bias in the results.
166965	Semivolatile Organic Analytes	SW-846:8270C	GU060600GM0601	Atrazine	UJ	SV7b The affected analytes were analyzed with a Relative Response Factor of less than 0.05.
166965	Semivolatile Organic Analytes	SW-846:8270C	GU060600GM0601	All Target Analytes	UJ	SWQ1 Relative percent difference of the Matrix Spike/Matrix Spike Duplicate is greater than the acceptance criteria.
166965	Semivolatile Organic Analytes	SW-846:8270C	GU060600GM0601	Chlorophenyl-phenyl[4-] Ether Dibenzofuran Dichlorobenzene[1,2-] Dichlorobenzene[1,3-] Dichlorobenzene[1,4-] Diphenylamine Hexachlorobutadiene Hexachloroethane Methylnaphthalene[1-] Trichlorobenzene[1,2,4-]	UJ	SWQ3 The spike percent recovery value is greater than 10% and less than the lower acceptance limit, which indicates a potential low bias in the results.
166965	Semivolatile Organic Analytes	SW-846:8260B	GU060600GM0601	Butanol[1-]	UJ	V7b The affected analytes were analyzed with a Relative Response Factor of less than 0.05.

Table D-4 (continued)

Request	Suite	Method	Sample	Analyte	Flag	Reason Code/Explanation
166965	Semivolatile Organic Analytes	SW-846:8260B	GU060600GM0601	Butanol[1-] Diethyl Ether	UJ	V9 The analytical and/or extraction holding time is exceeded.
166965	Volatile Organic Analytes	SW-846:8260B	GU060600G2CM01	Acetone	J	V9 The analytical and/or extraction holding time is exceeded.
166965	Volatile Organic Analytes	SW-846:8260B	GU060600G2CM01	Acetone	J+	VWQ2 The spike percent recovery value is greater than or equal to the upper acceptance limit but and the result is a detect, which indicates a potential high bias in the sample results.
166965	Volatile Organic Analytes	SW-846:8260B	GU060600G2CM01	Acetone	J+	VWQ9 Calibration Verification %Difference was greater than the acceptance criteria but less than 60%.
166965	Volatile Organic Analytes	SW-846:8260B	GU060600G2CM01	Dioxane[1,4-]	R	V7b The affected analytes were analyzed with a Relative Response Factor of less than 0.05.
166965	Volatile Organic Analytes	SW-846:8260B	GU060600G2CM01	Acetone	U	V4 The sample result is less than or equal to 5 times (10 times for acetone, methylene chloride, and 2-butanone) the concentration of the related analyte in the method blank, which indicates the reported detection is considered indistinguishable from contamination.
166965	Volatile Organic Analytes	SW-846:8260B	GU060600G2CM01	Methyl-1-propanol[2-]	UJ	V7b The affected analytes were analyzed with a Relative Response Factor of less than 0.05.
166965	Volatile Organic Analytes	SW-846:8260B	GU060600G2CM01	All Target Analytes	UJ	V9 The analytical and/or extraction holding time is exceeded.
166965	Volatile Organic Analytes	SW-846:8260B	GU060600G2CM01	Dichlorodifluoromethane	UJ	VWQ3 The spike percent recovery value is greater than 10% and less than the lower acceptance limit, which indicates a potential low bias in the results.
166965	Volatile Organic Analytes	SW-846:8260B	GU060600G57M01	Acetone	J	V9 The analytical and/or extraction holding time is exceeded.
166965	Volatile Organic Analytes	SW-846:8260B	GU060600G57M01	Acetone	J+	VWQ2 The spike percent recovery value is greater than or equal to the upper acceptance limit but and the result is a detect, which indicates a potential high bias in the sample results.
166965	Volatile Organic Analytes	SW-846:8260B	GU060600G57M01	Acetone	J+	VWQ9 Calibration Verification %Difference was greater than the acceptance criteria but less than 60%.
166965	Volatile Organic Analytes	SW-846:8260B	GU060600G57M01	Dioxane[1,4-]	R	V7b The affected analytes were analyzed with a Relative Response Factor of less than 0.05.

Table D-4 (continued)

Request	Suite	Method	Sample	Analyte	Flag	Reason Code/Explanation
166965	Volatile Organic Analytes	SW-846:8260B	GU060600G57M01	Acetone	U	V4 The sample result is less than or equal to 5 times (10 times for acetone, methylene chloride, and 2-butanone) the concentration of the related analyte in the method blank, which indicates the reported detection is considered indistinguishable from contamination.
166965	Volatile Organic Analytes	SW-846:8260B	GU060600G57M01	Methyl-1-propanol[2-]	UJ	V7b The affected analytes were analyzed with a Relative Response Factor of less than 0.05.
166965	Volatile Organic Analytes	SW-846:8260B	GU060600G57M01	All Target Analytes	UJ	V9 The analytical and/or extraction holding time is exceeded.
166965	Volatile Organic Analytes	SW-846:8260B	GU060600GM0601	Dichlorodifluoromethane	UJ	VWQ3 The spike percent recovery value is greater than 10% and less than the lower acceptance limit, which indicates a potential low bias in the results.
166966	Semivolatile Organic Analytes	SW-846:8260B	GU060600G2CM01-FTB, GU060600G57M01-FTB, GU060600GM0601-FTB	Butanol[1-]	UJ	V7b The affected analytes were analyzed with a Relative Response Factor of less than 0.05.
166966	Volatile Organic Analytes	SW-846:8260B	GU060600G2CM01-FTB	Dioxane[1,4-]	R	V7b The affected analytes were analyzed with a Relative Response Factor of less than 0.05.
166966	Volatile Organic Analytes	SW-846:8260B	GU060600G2CM01-FTB	Methyl-1-propanol[2-]	UJ	V7b The affected analytes were analyzed with a Relative Response Factor of less than 0.05.
166966	Volatile Organic Analytes	SW-846:8260B	GU060600G2CM01-FTB	Dichlorodifluoromethane	UJ	VWQ3 The spike percent recovery value is greater than 10% and less than the lower acceptance limit, which indicates a potential low bias in the results.
166966	Volatile Organic Analytes	SW-846:8260B	GU060600G57M01-FTB	Acetone	J+	VWQ2 The spike percent recovery value is greater than or equal to the upper acceptance limit but and the result is a detect, which indicates a potential high bias in the sample results.
166966	Volatile Organic Analytes	SW-846:8260B	GU060600G57M01-FTB	Acetone	J+	VWQ9 Calibration Verification %Difference was greater than the acceptance criteria but less than 60%
166966	Volatile Organic Analytes	SW-846:8260B	GU060600G57M01-FTB	Dioxane[1,4-]	R	V7b The affected analytes were analyzed with a Relative Response Factor of less than 0.05.
166966	Volatile Organic Analytes	SW-846:8260B	GU060600G57M01-FTB	Methyl-1-propanol[2-]	UJ	V7b The affected analytes were analyzed with a Relative Response Factor of less than 0.05.
166966	Volatile Organic Analytes	SW-846:8260B	GU060600G57M01-FTB	Dichlorodifluoromethane	UJ	VWQ3 The spike percent recovery value is greater than 10% and less than the lower acceptance limit, which indicates a potential low bias in the results.

Table D-4 (continued)

Request	Suite	Method	Sample	Analyte	Flag	Reason Code/Explanation
166966	Volatile Organic Analytes	SW-846:8260B	GU060600GM0601-FTB	Dioxane[1,4-]	R	V7b The affected analytes were analyzed with a Relative Response Factor of less than 0.05.
166966	Volatile Organic Analytes	SW-846:8260B	GU060600GM0601-FTB	Methyl-1-propanol[2-]	UJ	V7b The affected analytes were analyzed with a Relative Response Factor of less than 0.05.
166966	Volatile Organic Analytes	SW-846:8260B	GU060600GM0601-FTB	Dichlorodifluoromethane	UJ	VWQ3 The spike percent recovery value is greater than 10% and less than the lower acceptance limit, which indicates a potential low bias in the results.
167124	General Inorganic	EPA:351.2	GF060500G3CM01	Total Kjeldahl Nitrogen	J	I10 The duplicate sample Relative Percent Difference is greater than the advisory limit and the sample result is a detect. Manual review is suggested to determine the source of the difference between analyses.
167124	General Inorganic	SW846 6850 Modified	GF060500G3CM01	Perchlorate	J	LMS1 An applicable Matrix Spike/Matrix Spike Duplicate analysis was not performed.
167124	General Inorganic	EPA:350.1	GF060500G3CM01	Ammonia as Nitrogen	U	I4a In comparison with the preparation blank, the sample result is greater than the Estimated Detection Limit but less than or equal to five times the concentration of the related analyte in the blank.
167125	DRO	SW-846:8015B	GU060500GMA101	Diesel Range Organics	J-	SWQ3 The spike percent recovery value is greater than 10% and less than the lower acceptance limit, which indicates a potential low bias in the results.
167125	DRO	SW-846:8015B	GU060500GMA101	Diesel Range Organics	U	SV5 The sample result is less than the Estimated Quantitation Limit and less than or equal to 5 times (10 times for common phthalates) the concentration of the analyte in the blank, which indicates the detected result was indistinguishable from contamination.
167125	General Inorganic	EPA:351.2	GF060500GMA101	Total Kjeldahl Nitrogen	J	I10 The duplicate sample Relative Percent Difference is greater than the advisory limit and the sample result is a detect. Manual review is suggested to determine the source of the difference between analyses.
167125	General Inorganic	EPA:150.1	GF060500GMA101	pH	J	I9 The holding time is exceeded. Positive results may be biased low and nondetected analytes may be false negatives. An evaluation of the data with respect to the technical implications of exceeding the holding time is recommended.
167125	General Inorganic	SW-846:6010B	GF060500GMA101	Silicon Dioxide	J-	I3a The spike percent recovery value is greater than 30% and less than the lower acceptance limit (75%), and the sample result is a detect, which indicates a potential low bias in the results.
167125	General Inorganic	EPA:335.3	GF060500GMA101	Cyanide (Total)	UJ	IWQ2 Negative blank sample results were greater than the Method Detection Limit.
167125	General Inorganic	EPA:351.2	GU060500GMA101	Total Kjeldahl Nitrogen	J	I10 The duplicate sample Relative Percent Difference is greater than the advisory limit and the sample result is a detect. Manual review is suggested to determine the source of the difference between analyses.
167125	General Inorganic	EPA:150.1	GU060500GMA101	pH	J	I9 The holding time is exceeded. Positive results may be biased low and nondetected analytes may be false negatives. An evaluation of the data with respect to the technical implications of exceeding the holding time is recommended.

Table D-4 (continued)

Request	Suite	Method	Sample	Analyte	Flag	Reason Code/Explanation
167125	General Inorganic	SW-846:6010B	GU060500GMA101	Silicon Dioxide	J-	I3a The spike percent recovery value is greater than 30% and less than the lower acceptance limit (75%), and the sample result is a detect, which indicates a potential low bias in the results.
167125	General Inorganic	EPA:350.1	GU060500GMA101	Ammonia as Nitrogen	U	I4a In comparison with the preparation blank, the sample result is greater than the Estimated Detection Limit but less than or equal to five times the concentration of the related analyte in the blank.
167125	General Inorganic	EPA:335.3	GU060500GMA101	Cyanide (Total)	UJ	IWQ2 Negative blank sample results were greater than the Method Detection Limit.
167125	High Explosives	SW-846:8321A_MOD	GU060500GMA101	All Target Analytes	UJ	LH1 The holding time is exceeded for sample analysis
167125	High Explosives	SW-846:8321A_MOD	GU060500GMA101	Nitrotoluene[3-] Nitrotoluene[4-]	UJ	L14 The initial calibration slope or Response Factor criteria were not met.
167125	High Explosives	SW-846:8321A_MOD	GU060500GMA101	Tetryl	UJ	LL3 The Laboratory Control Sample %Recovery failed low.
167125	High Explosives	SW-846:8321A_MOD	GU060500GMA101	All Target Analytes	UJ	LMS1 An applicable Matrix Spike/Matrix Spike Duplicate analysis was not performed.
167125	Metals	SW-846:6020 SW-846:6010B SW-846:6020	GF060500GMA101	Chromium Zinc Nickel	U	I4a In comparison with the preparation blank, the sample result is greater than the Estimated Detection Limit but less than or equal to five times the concentration of the related analyte in the blank.
167125	Pesticides PCBs	SW-846:8082	GU060600GMA101	Aroclor-1242	J-	P3a The surrogate is greater than 10%Recovery but less than the lower acceptance level, which indicates the potential for low bias in the results.
167125	Pesticides PCBs	SW-846:8082	GU060600GMA101	Aroclor-1242	U	P4 The sample result is a detect but less than 5 times the concentration of the related analyte in the blank, which indicates that the reported detection is considered indistinguishable from blank contamination.
167125	Pesticides PCBs	SW-846:8082	GU060600GMA101	Aroclor-1016 Aroclor-1221 Aroclor-1232 Aroclor-1248 Aroclor-1254 Aroclor-1260 Aroclor-1262	UJ	P3c The result is less than the Estimated Quantitation Limit and the surrogate %Recovery value is greater than 10 % but less than the lower acceptance level, which indicates a potential for false negative results being reported.
167125	Radionuclides	EPA:900 HASL-300:ISOU	GF060500GMA101 GF060500GMA101 GF060500GMA101	Gross alpha Uranium-234 Uranium-238	J	RWQ2 Result values are less than 3 times the Minimum Detectable Concentration.
167125	Radionuclides	EPA:900	GF060500GMA101	Gross alpha	J-	R3a The matrix spike %Recovery value is less than the lower limit and the sample result is greater than the Minimum Detectable Activity.
167125	Radionuclides	EPA:900 HASL-300:ISOPU	GU060500GMA101	Gross alpha Plutonium-238	J	RWQ2 Result values are less than 3 times the Minimum Detectable Concentration.

Table D-4 (continued)

Request	Suite	Method	Sample	Analyte	Flag	Reason Code/Explanation
167125	Radionuclides	EPA:900	GU060500GMA101	Gross alpha	J-	R3a The matrix spike %Recovery value is less than the lower limit and the sample result is greater than the Minimum Detectable Activity.
167125	Semivolatile Organic Analytes	SW-846:8270C	GU060600GMA101	Benzidine	R	SV12a The Laboratory Control Sample percent recovery was less than 10%.
167125	Semivolatile Organic Analytes	SW-846:8260B	GU060600GMA101	Butanol[1-]	R	V7b The affected analytes were analyzed with a Relative Response Factor of less than 0.05.
167125	Semivolatile Organic Analytes	SW-846:8270C	GU060600GMA101	Benzidine Hexachlorobutadiene	UJ	SWQ1 Relative percent difference of the Matrix Spike/Matrix Spike Duplicate is greater than the acceptance criteria.
167125	Semivolatile Organic Analytes	SW-846:8270C	GU060600GMA101	Di-n-octylphthalate	UJ	SWQ3 The spike percent recovery value is greater than 10% and less than the lower acceptance limit, which indicates a potential low bias in the results.
167125	Semivolatile Organic Analytes	SW-846:8260B	GU060600GMA101	Butanol[1-]	UJ	VWQ1 Relative percent difference of the Matrix Spike/Matrix Spike Duplicate is greater than the acceptance criteria.
167125	Semivolatile Organic Analytes	SW-846:8260B	GU060600GMA101	Butanol[1-]	UJ	VWQ9 Calibration Verification %Difference was greater than the acceptance criteria but less than 60%.
167125	Volatile Organic Analytes	SW-846:8260B	GU060600GMA101	Acetone Butanone[2-]	J	VWQ1 Relative percent difference of the Matrix Spike/Matrix Spike Duplicate is greater than the acceptance criteria.
167125	Volatile Organic Analytes	SW-846:8260B	GU060600GMA101	Acetone Butanone[2-]	J+	VWQ2 The spike percent recovery value is greater than or equal to the upper acceptance limit but and the result is a detect, which indicates a potential high bias in the sample results.
167125	Volatile Organic Analytes	SW-846:8260B	GU060600GMA101	Dioxane[1,4-] Methyl-1-propanol[2-]	R	V7b The affected analytes were analyzed with a Relative Response Factor of less than 0.05.
167125	Volatile Organic Analytes	SW-846:8260B	GU060600GMA101	Acetone	U	V4 The sample result is less than or equal to 5 times (10 times for acetone, methylene chloride, and 2-butanone) the concentration of the related analyte in the method blank, which indicates the reported detection is considered indistinguishable from contamination.
167125	Volatile Organic Analytes	SW-846:8260B	GU060600GMA101	Acetonitrile Acrolein Propionitrile	UJ	V7b The affected analytes were analyzed with a Relative Response Factor of less than 0.05.

Table D-4 (continued)

Request	Suite	Method	Sample	Analyte	Flag	Reason Code/Explanation
167125	Volatile Organic Analytes	SW-846:8260B	GU060600GMA101	Acetonitrile Butylbenzene[n-] Butylbenzene[sec-] Butylbenzene[tert-] Carbon Disulfide Carbon Tetrachloride Chloroethane Chloromethane Dichlorodifluoromethane Dichloroethene[1,1-] Dichloroethene[trans-1,2-] Dichloropropane[2,2-] Dichloropropene[1,1-] Ethylbenzene Hexachlorobutadiene Isopropylbenzene Isopropyltoluene[4-] Propylbenzene[1-] Tetrachloroethene Toluene Trichloroethane[1,1,1-] Trichloroethene Trichlorofluoromethane Trimethylbenzene[1,3,5-] Vinyl Chloride Xylene[1,3-]+Xylene[1,4-]	UJ	VWQ1 Relative percent difference of the Matrix Spike/Matrix Spike Duplicate is greater than the acceptance criteria.
167133	Semivolatile Organic Analytes	SW-846:8260B	GU060600GMA101-FTB	Butanol[1-]	R	V7b The affected analytes were analyzed with a Relative Response Factor of less than 0.05.
167133	Semivolatile Organic Analytes	SW-846:8260B	GU060600GMA101-FTB	Butanol[1-] Diethyl Ether	UJ	V14b The matrix spike and/or the matrix spike duplicate analysis was not performed on a sample associated with a LANL request number.
167133	Volatile Organic Analytes	SW-846:8260B	GU060600GMA101-FTB	Acetone	J	V14b The matrix spike and/or the matrix spike duplicate analysis was not performed on a sample associated with a LANL request number.
167133	Volatile Organic Analytes	SW-846:8260B	GU060600GMA101-FTB	Acetone	J+	VWQ9 Calibration Verification %Difference was greater than the acceptance criteria but less than 60%.
167133	Volatile Organic Analytes	SW-846:8260B	GU060600GMA101-FTB	Dioxane[1,4-]	R	V7b The affected analytes were analyzed with a Relative Response Factor of less than 0.05.
167133	Volatile Organic Analytes	SW-846:8260B	GU060600GMA101-FTB	All Target Analytes	UJ	V14b The matrix spike and/or the matrix spike duplicate analysis was not performed on a sample associated with a LANL request number.

Table D-4 (continued)

Request	Suite	Method	Sample	Analyte	Flag	Reason Code/Explanation
167133	Volatile Organic Analytes	SW-846:8260B	GU060600GMA101-FTB	Acetonitrile Acrolein Methyl-1-propanol[2-] Propionitrile	UJ	V7b The affected analytes were analyzed with a Relative Response Factor of less than 0.05.
167133	Volatile Organic Analytes	SW-846:8260B	GU060600GMA101-FTB	Acrolein	UJ	VWQ9 Calibration Verification %Difference was greater than the acceptance criteria but less than 60%.
167206	Pesticides PCBs	SW-846:8082	GU06060G16R201	Aroclor-1242	J-	P3a The surrogate is greater than 10%Recovery but less than the lower acceptance level, which indicates the potential for low bias in the results.
167206	Pesticides PCBs	SW-846:8082	GU06060G16R201	Aroclor-1242	U	P4 The sample result is a detect but less than 5 times the concentration of the related analyte in the blank, which indicates that the reported detection is considered indistinguishable from blank contamination.
167206	Pesticides PCBs	SW-846:8082	GU06060G16R201	Aroclor-1016 Aroclor-1221 Aroclor-1232 Aroclor-1248 Aroclor-1254 Aroclor-1260 Aroclor-1262	UJ	P3c The result is less than the Estimated Quantitation Limit and the surrogate %Recovery value is greater than10 % but less than the lower acceptance level, which indicates a potential for false negative results being reported.
167206	Pesticides PCBs	SW-846:8082	GU06060G16R301, GU06060G16R401	Aroclor-1242	U	P4 The sample result is a detect but less than 5 times the concentration of the related analyte in the blank, which indicates that the reported detection is considered indistinguishable from blank contamination.
167206	Semivolatile Organic Analytes	SW-846:8270C	GU06060G16R201	Benzidine	R	SV12a The Laboratory Control Sample percent recovery was less than 10%.
167206	Semivolatile Organic Analytes	SW-846:8260B	GU06060G16R201	Butanol[1-]	R	V7b The affected analytes were analyzed with a Relative Response Factor of less than 0.05.
167206	Semivolatile Organic Analytes	SW-846:8270C	GU06060G16R201	All Target Analytes	UJ	SV3c The result is a nondetect and two or more surrogates are greater than or equal to 10%Recovery but less than the lower acceptance level, which indicates increased potential for false negative results.
167206	Semivolatile Organic Analytes	SW-846:8270C	GU06060G16R201	Benzidine	UJ	SWQ1 Relative percent difference of the Matrix Spike/Matrix Spike Duplicate is greater than the acceptance criteria.
167206	Semivolatile Organic Analytes	SW-846:8270C	GU06060G16R201, GU06060G16R301, GU06060G16R401	Di-n-octylphthalate, Hexachlorocyclopentadiene	UJ	SWQ3 The spike percent recovery value is greater than 10% and less than the lower acceptance limit, which indicates a potential low bias in the results.
167206	Semivolatile Organic Analytes	SW-846:8270C	GU06060G16R201	Chloroaniline[4-]	UJ	SWQ9 Calibration Verification %Difference was greater than the acceptance criteria but less than 60%.
167206	Semivolatile Organic Analytes	SW-846:8260B	GU06060G16R201	Butanol[1-]	UJ	VWQ1 Relative percent difference of the Matrix Spike/Matrix Spike Duplicate is greater than the acceptance criteria.

Table D-4 (continued)

Request	Suite	Method	Sample	Analyte	Flag	Reason Code/Explanation
167206	Semivolatile Organic Analytes	SW-846:8260B	GU06060G16R201	Butanol[1-]	UJ	VWQ9 Calibration Verification %Difference was greater than the acceptance criteria but less than 60%.
167206	Semivolatile Organic Analytes	SW-846:8270C	GU06060G16R301	Benzidine	R	SV12a The Laboratory Control Sample percent recovery was less than 10%.
167206	Semivolatile Organic Analytes	SW-846:8260B	GU06060G16R301	Butanol[1-]	R	V7b The affected analytes were analyzed with a Relative Response Factor of less than 0.05.
167206	Semivolatile Organic Analytes	SW-846:8270C	GU06060G16R301	Benzidine	UJ	SWQ1 Relative percent difference of the Matrix Spike/Matrix Spike Duplicate is greater than the acceptance criteria.
167206	Semivolatile Organic Analytes	SW-846:8270C	GU06060G16R301	Chloroaniline[4-]	UJ	SWQ9 Calibration Verification %Difference was greater than the acceptance criteria but less than 60%
167206	Semivolatile Organic Analytes	SW-846:8260B	GU06060G16R301	Butanol[1-]	UJ	VWQ1 Relative percent difference of the Matrix Spike/Matrix Spike Duplicate is greater than the acceptance criteria.
167206	Semivolatile Organic Analytes	SW-846:8260B	GU06060G16R301	Butanol[1-]	UJ	VWQ9 Calibration Verification %Difference was greater than the acceptance criteria but less than 60%.
167206	Semivolatile Organic Analytes	SW-846:8270C	GU06060G16R401	Benzidine	R	SV12a The Laboratory Control Sample percent recovery was less than 10%.
167206	Semivolatile Organic Analytes	SW-846:8260B	GU06060G16R401	Butanol[1-]	R	V7b The affected analytes were analyzed with a Relative Response Factor of less than 0.05.
167206	Semivolatile Organic Analytes	SW-846:8270C	GU06060G16R401	Benzidine	UJ	SWQ1 Relative percent difference of the Matrix Spike/Matrix Spike Duplicate is greater than the acceptance criteria.
167206	Semivolatile Organic Analytes	SW-846:8270C	GU06060G16R401	Chloroaniline[4-]	UJ	SWQ9 Calibration Verification %Difference was greater than the acceptance criteria but less than 60%.
167206	Semivolatile Organic Analytes	SW-846:8260B	GU06060G16R401	Butanol[1-]	UJ	VWQ1 Relative percent difference of the Matrix Spike/Matrix Spike Duplicate is greater than the acceptance criteria.
167206	Semivolatile Organic Analytes	SW-846:8260B	GU06060G16R401	Butanol[1-]	UJ	VWQ9 Calibration Verification %Difference was greater than the acceptance criteria but less than 60%.
167206	Volatile Organic Analytes	SW-846:8260B	GU06060G16R201	Acetone	J	VWQ1 Relative percent difference of the Matrix Spike/Matrix Spike Duplicate is greater than the acceptance criteria.
167206	Volatile Organic Analytes	SW-846:8260B	GU06060G16R201	Acetone	J+	VWQ2 The spike percent recovery value is greater than or equal to the upper acceptance limit but and the result is a detect, which indicates a potential high bias in the sample results.

Table D-4 (continued)

Request	Suite	Method	Sample	Analyte	Flag	Reason Code/Explanation
167206	Volatile Organic Analytes	SW-846:8260B	GU06060G16R201	Dioxane[1,4-] Methyl-1-propanol[2-]	R	V7b The affected analytes were analyzed with a Relative Response Factor of less than 0.05.
167206	Volatile Organic Analytes	SW-846:8260B	GU06060G16R201	Acetone	U	V4 The sample result is less than or equal to 5 times (10 times for acetone, methylene chloride, and 2-butanone) the concentration of the related analyte in the method blank, which indicates the reported detection is considered indistinguishable from contamination.
167206	Volatile Organic Analytes	SW-846:8260B	GU06060G16R201	Acetonitrile Acrolein Propionitrile	UJ	V7b The affected analytes were analyzed with a Relative Response Factor of less than 0.05.

Table D-4 (continued)

Request	Suite	Method	Sample	Analyte	Flag	Reason Code/Explanation
167206	Volatile Organic Analytes	SW-846:8260B	GU06060G16R201	Acetonitrile Butanone[2-] Butylbenzene[n-] Butylbenzene[sec-] Butylbenzene[tert-] Carbon Disulfide Carbon Tetrachloride Chloroethane Chloromethane Dichlorodifluoromethane Dichloroethene[1,1-] Dichloroethene[trans-1,2-] Dichloropropane[2,2-] Dichloropropene[1,1-] Ethylbenzene Hexachlorobutadiene Isopropylbenzene Isopropyltoluene[4-] Propylbenzene[1-] Tetrachloroethene Toluene Trichloroethane[1,1,1-] Trichloroethene Trichlorofluoromethane Trimethylbenzene[1,3,5-] Vinyl Chloride Xylene[1,3-]+Xylene[1,4-]	UJ	VWQ1 Relative percent difference of the Matrix Spike/Matrix Spike Duplicate is greater than the acceptance criteria.
167206	Volatile Organic Analytes	SW-846:8260B	GU06060G16R301	Acetone	J	VWQ1 Relative percent difference of the Matrix Spike/Matrix Spike Duplicate is greater than the acceptance criteria.
167206	Volatile Organic Analytes	SW-846:8260B	GU06060G16R301	Acetone	J+	VWQ2 The spike percent recovery value is greater than or equal to the upper acceptance limit but and the result is a detect, which indicates a potential high bias in the sample results.
167206	Volatile Organic Analytes	SW-846:8260B	GU06060G16R301	Dioxane[1,4-] Methyl-1-propanol[2-]	R	V7b The affected analytes were analyzed with a Relative Response Factor of less than 0.05.
167206	Volatile Organic Analytes	SW-846:8260B	GU06060G16R301	Acetone	U	V4 The sample result is less than or equal to 5 times (10 times for acetone, methylene chloride, and 2-butanone) the concentration of the related analyte in the method blank, which indicates the reported detection is considered indistinguishable from contamination.
167206	Volatile Organic Analytes	SW-846:8260B	GU06060G16R301	Acetonitrile Acrolein Propionitrile	UJ	V7b The affected analytes were analyzed with a Relative Response Factor of less than 0.05.

Table D-4 (continued)

Request	Suite	Method	Sample	Analyte	Flag	Reason Code/Explanation
167206	Volatile Organic Analytes	SW-846:8260B	GU06060G16R301	Acetonitrile Butanone[2-] Butylbenzene[n-] Butylbenzene[sec-] Butylbenzene[tert-] Carbon Disulfide Carbon Tetrachloride Chloroethane Chloromethane Dichlorodifluoromethane Dichloroethene[1,1-] Dichloroethene[trans-1,2-] Dichloropropane[2,2-] Dichloropropene[1,1-] Ethylbenzene Hexachlorobutadiene Isopropylbenzene Isopropyltoluene[4-] Propylbenzene[1-] Tetrachloroethene Toluene Trichloroethane[1,1,1-] Trichloroethene Trichlorofluoromethane Trimethylbenzene[1,3,5-] Vinyl Chloride Xylene[1,3-]+Xylene[1,4-]	UJ	VWQ1 Relative percent difference of the Matrix Spike/Matrix Spike Duplicate is greater than the acceptance criteria.
167206	Volatile Organic Analytes	SW-846:8260B	GU06060G16R401	Acetone Isopropylbenzene	J	VWQ1 Relative percent difference of the Matrix Spike/Matrix Spike Duplicate is greater than the acceptance criteria.
167206	Volatile Organic Analytes	SW-846:8260B	GU06060G16R401	Acetone	J+	VWQ2 The spike percent recovery value is greater than or equal to the upper acceptance limit but and the result is a detect, which indicates a potential high bias in the sample results.
167206	Volatile Organic Analytes	SW-846:8260B	GU06060G16R401	Dioxane[1,4-] Methyl-1-propanol[2-]	R	V7b The affected analytes were analyzed with a Relative Response Factor of less than 0.05.
167206	Volatile Organic Analytes	SW-846:8260B	GU06060G16R401	Acetone	U	V4 The sample result is less than or equal to 5 times (10 times for acetone, methylene chloride, and 2-butanone) the concentration of the related analyte in the method blank, which indicates the reported detection is considered indistinguishable from contamination.
167206	Volatile Organic Analytes	SW-846:8260B	GU06060G16R401	Acetonitrile Acrolein Propionitrile	UJ	V7b The affected analytes were analyzed with a Relative Response Factor of less than 0.05.

Table D-4 (continued)

Request	Suite	Method	Sample	Analyte	Flag	Reason Code/Explanation
167206	Volatile Organic Analytes	SW-846:8260B	GU06060G16R401	Acetonitrile Butanone[2-] Butylbenzene[n-] Butylbenzene[sec-] Butylbenzene[tert-] Carbon Disulfide Carbon Tetrachloride Chloroethane Chloromethane Dichlorodifluoromethane Dichloroethene[1,1-] Dichloroethene[trans-1,2-] Dichloropropane[2,2-] Dichloropropene[1,1-] Ethylbenzene Hexachlorobutadiene Isopropyltoluene[4-] Propylbenzene[1-] Tetrachloroethene Toluene Trichloroethane[1,1,1-] Trichloroethene Trichlorofluoromethane Trimethylbenzene[1,3,5-] Vinyl Chloride	UJ	VWQ1 Relative percent difference of the Matrix Spike/Matrix Spike Duplicate is greater than the acceptance criteria.
167207	Semivolatile Organic Analytes	SW-846:8260B	GU06060G16R201-FTB	Butanol[1-]	R	V7b The affected analytes were analyzed with a Relative Response Factor of less than 0.05.
167207	Semivolatile Organic Analytes	SW-846:8260B	GU06060G16R201-FTB, GU06060G16R301-FTB, GU06060G16R401-FTB	Butanol[1-] Diethyl Ether	UJ	V14b The matrix spike and/or the matrix spike duplicate analysis was not performed on a sample associated with a LANL request number.
167207	Semivolatile Organic Analytes	SW-846:8260B	GU06060G16R301-FTB	Butanol[1-]	R	V7b The affected analytes were analyzed with a Relative Response Factor of less than 0.05.
167207	Semivolatile Organic Analytes	SW-846:8260B	GU06060G16R401-FTB	Butanol[1-]	R	V7b The affected analytes were analyzed with a Relative Response Factor of less than 0.05.
167207	Volatile Organic Analytes	SW-846:8260B	GU06060G16R201-FTB	Acetone	J	V14b The matrix spike and/or the matrix spike duplicate analysis was not performed on a sample associated with a LANL request number.
167207	Volatile Organic Analytes	SW-846:8260B	GU06060G16R201-FTB	Acetone	J+	VWQ9 Calibration Verification %Difference was greater than the acceptance criteria but less than 60%.
167207	Volatile Organic Analytes	SW-846:8260B	GU06060G16R201-FTB	Dioxane[1,4-] Methyl-1-propanol[2-]	R	V7b The affected analytes were analyzed with a Relative Response Factor of less than 0.05.
167207	Volatile Organic Analytes	SW-846:8260B	GU06060G16R201-FTB	All Target Analytes	UJ	V14b The matrix spike and/or the matrix spike duplicate analysis was not performed on a sample associated with a LANL request number.

Table D-4 (continued)

Request	Suite	Method	Sample	Analyte	Flag	Reason Code/Explanation
167207	Volatile Organic Analytes	SW-846:8260B	GU06060G16R201-FTB	Acetonitrile Acrolein Propionitrile	UJ	V7b The affected analytes were analyzed with a Relative Response Factor of less than 0.05.
167207	Volatile Organic Analytes	SW-846:8260B	GU06060G16R201-FTB	Dioxane[1,4-]	UJ	VWQ9 Calibration Verification %Difference was greater than the acceptance criteria but less than 60%.
167207	Volatile Organic Analytes	SW-846:8260B	GU06060G16R301-FTB	Acetone	J	V14b The matrix spike and/or the matrix spike duplicate analysis was not performed on a sample associated with a LANL request number.
167207	Volatile Organic Analytes	SW-846:8260B	GU06060G16R301-FTB	Acetone	J+	VWQ9 Calibration Verification %Difference was greater than the acceptance criteria but less than 60%.
167207	Volatile Organic Analytes	SW-846:8260B	GU06060G16R301-FTB	Dioxane[1,4-] Methyl-1-propanol[2-]	R	V7b The affected analytes were analyzed with a Relative Response Factor of less than 0.05.
167207	Volatile Organic Analytes	SW-846:8260B	GU06060G16R301-FTB	All Target Analytes	UJ	V14b The matrix spike and/or the matrix spike duplicate analysis was not performed on a sample associated with a LANL request number.
167207	Volatile Organic Analytes	SW-846:8260B	GU06060G16R301-FTB	Acetonitrile Acrolein Propionitrile	UJ	V7b The affected analytes were analyzed with a Relative Response Factor of less than 0.05.
167207	Volatile Organic Analytes	SW-846:8260B	GU06060G16R301-FTB	Dioxane[1,4-]	UJ	VWQ9 Calibration Verification %Difference was greater than the acceptance criteria but less than 60%.
167207	Volatile Organic Analytes	SW-846:8260B	GU06060G16R401-FTB	Dioxane[1,4-] Methyl-1-propanol[2-]	R	V7b The affected analytes were analyzed with a Relative Response Factor of less than 0.05.
167207	Volatile Organic Analytes	SW-846:8260B	GU06060G16R401-FTB	All Target Analytes	UJ	V14b The matrix spike and/or the matrix spike duplicate analysis was not performed on a sample associated with a LANL request number.
167207	Volatile Organic Analytes	SW-846:8260B	GU06060G16R401-FTB	Acetonitrile Acrolein Propionitrile	UJ	V7b The affected analytes were analyzed with a Relative Response Factor of less than 0.05.
167207	Volatile Organic Analytes	SW-846:8260B	GU06060G16R401-FTB	Dioxane[1,4-]	UJ	VWQ9 Calibration Verification %Difference was greater than the acceptance criteria but less than 60%.
167209	DRO	SW-846:8015B	GU06050G16R201	Diesel Range Organics	J-	SWQ3 The spike percent recovery value is greater than 10% and less than the lower acceptance limit, which indicates a potential low bias in the results.
167209	DRO	SW-846:8015B	GU06050G16R201	Diesel Range Organics	U	SV4 The sample result is greater than the Estimated Quantitation Limit and less than or equal to 5 times (10 times for common phthalates) the concentration of the related analyte in the blank, which indicates the reported detection is considered indistinguishable from contamination.
167209	DRO	SW-846:8015B	GU06050G16R401	Diesel Range Organics	J-	SWQ3 The spike percent recovery value is greater than 10% and less than the lower acceptance limit, which indicates a potential low bias in the results.

Table D-4 (continued)

Request	Suite	Method	Sample	Analyte	Flag	Reason Code/Explanation
167209	DRO	SW-846:8015B	GU06050G16R401	Diesel Range Organics	U	SV4 The sample result is greater than the Estimated Quantitation Limit and less than or equal to 5 times (10 times for common phthalates) the concentration of the related analyte in the blank, which indicates the reported detection is considered indistinguishable from contamination.
167209	Semivolatile Organic Analytes	SW-846:8270C	GU06050G16R201-EQB	Benzidine Hexachlorobutadiene	UJ	SWQ1 Relative percent difference of the Matrix Spike/Matrix Spike Duplicate is greater than the acceptance criteria.
167209	Volatile Organic Analytes	SW-846:8260B	GU06050G16R201-EQB	Trimethylbenzene[1,2,4-]	J+	VWQ9 Calibration Verification %Difference was greater than the acceptance criteria but less than 60%.
167209	Volatile Organic Analytes	SW-846:8260B	GU06050G16R201-EQB	Dioxane[1,4-]	R	V7b The affected analytes were analyzed with a Relative Response Factor of less than 0.05.
167209	Volatile Organic Analytes	SW-846:8260B	GU06050G16R201-EQB	Acetonitrile Methyl-1-propanol[2-]	UJ	V7b The affected analytes were analyzed with a Relative Response Factor of less than 0.05.
167209	Volatile Organic Analytes	SW-846:8260B	GU06050G16R201-EQB	Dioxane[1,4-]	UJ	VWQ9 Calibration Verification %Difference was greater than the acceptance criteria but less than 60%.
167210	DRO	SW-846:8015B	GU06050G16R301	Diesel Range Organic	J-	SWQ3 The spike percent recovery value is greater than 10% and less than the lower acceptance limit, which indicates a potential low bias in the results.
167210	DRO	SW-846:8015B	GU06050G16R301	Diesel Range Organic	U	SV5 The sample result is less than the Estimated Quantitation Limit and less than or equal to 5 times (10 times for common phthalates) the concentration of the analyte in the blank, which indicates the detected result was indistinguishable from contamination.
167210	General Inorganic	SW-846:6010B	GF06050G16R301	Silicon Dioxide	J	I3a The spike percent recovery value is greater than 30% and less than the lower acceptance limit (75%), and the sample result is a detect, which indicates a potential low bias in the results.
167210	General Inorganic	EPA:150.1	GF06050G16R301	pH	J	I9 The holding time is exceeded. Positive results may be biased low and nondetected analytes may be false negatives. An evaluation of the data with respect to the technical implications of exceeding the holding time is recommended.
167210	General Inorganic	EPA:350.1 EPA:351.2	GF06050G16R301	Ammonia as Nitrogen Total Kjeldahl Nitrogen	U	I4a In comparison with the preparation blank, the sample result is greater than the Estimated Detection Limit but less than or equal to five times the concentration of the related analyte in the blank.
167210	General Inorganic	EPA:335.3	GF06050G16R301	Cyanide (Total)	UJ	IWQ2 Negative blank sample results were greater than the Method Detection Limit.
167210	General Inorganic	SW-846:6010B	GU06050G16R301	Silicon Dioxide	J	I3a The spike percent recovery value is greater than 30% and less than the lower acceptance limit (75%), and the sample result is a detect, which indicates a potential low bias in the results.

Table D-4 (continued)

Request	Suite	Method	Sample	Analyte	Flag	Reason Code/Explanation
167210	General Inorganic	EPA:150.1	GU06050G16R301	pH	J	I9 The holding time is exceeded. Positive results may be biased low and nondetected analytes may be false negatives. An evaluation of the data with respect to the technical implications of exceeding the holding time is recommended.
167210	General Inorganic	EPA:350.1 EPA:351.2	GU06050G16R301	Ammonia as Nitrogen Total Kjeldahl Nitrogen	U	I4a In comparison with the preparation blank, the sample result is greater than the Estimated Detection Limit but less than or equal to five times the concentration of the related analyte in the blank.
167210	General Inorganic	EPA:335.3	GU06050G16R301	Cyanide (Total)	UJ	IWQ2 Negative blank sample results were greater than the Method Detection Limit.
167210	High Explosives	SW-846:8321A_MOD	GU06050G16R301	Trinitrobenzene[1,3,5-] Trinitrotoluene[2,4,6-]	UJ	LC3 The Continuing Calibration Verification %Difference failed low.
167210	High Explosives	SW-846:8321A_MOD	GU06050G16R301	All Target Analytes	UJ	LH1 The holding time is exceeded for sample analysis.
167210	High Explosives	SW-846:8321A_MOD	GU06050G16R301	Nitrotoluene[3-] Nitrotoluene[4-]	UJ	LI4 The initial calibration slope or RF criteria were not met.
167210	High Explosives	SW-846:8321A_MOD	GU06050G16R301	Trinitrobenzene[1,3,5-] Trinitrotoluene[2,4,6-]	UJ	LIV3 The Initial Calibration Verification %Difference failed low.
167210	High Explosives	SW-846:8321A_MOD	GU06050G16R301	Tetryl	UJ	LL3 The Laboratory Control Sample %Recovery failed low.
167210	High Explosives	SW-846:8321A_MOD	GU06050G16R301	PETN Tetryl Trinitrobenzene[1,3,5-] Trinitrotoluene[2,4,6-]	UJ	LL4 The Laboratory Control Sample %Recovery failed both high and low, or the Laboratory Control Sample/Laboratory Control Sample Duplicate Relative Percent Difference failed to meet criteria.
167210	High Explosives	SW-846:8321A_MOD	GU06050G16R301	All Target Analytes	UJ	LMS1 An applicable Matrix Spike/Matrix Spike Duplicate analysis was not performed.
167210	Metals	SW-846:6020 SW-846:6010B	GF06050G16R301	Thallium Zinc	U	I4a In comparison with the preparation blank, the sample result is greater than the Estimated Detection Limit but less than or equal to five times the concentration of the related analyte in the blank.
167210	Radionuclides	EPA:900	GF06050G16R301	Gross beta	J	RWQ2 Result values are less than 3 times the Minimum Detectable Concentration.
167210	Radionuclides	HASL-300:ISOU	GF06050G16R301	Uranium-235/236	J	RWQ2 Result values are less than 3 times the Minimum Detectable Concentration.
167210	Radionuclides	EPA:900	GF06050G16R301	Gross alpha	J-	R3c The matrix spike %Recovery value is less than the lower limit and the sample result is less than the Minimum Detectable Activity.
167210	Radionuclides	HASL-300:ISOU	GU06050G16R301	Uranium-235/236	J	RWQ2 Result values are less than 3 times the Minimum Detectable Concentration.
167210	Radionuclides	EPA:900	GU06050G16R301	Gross alpha	J-	R3c The matrix spike %Recovery value is less than the lower limit and the sample result is less than the Minimum Detectable Activity.

Table D-4 (continued)

Request	Suite	Method	Sample	Analyte	Flag	Reason Code/Explanation
167482	General Inorganic	EPA:310.1 EPA:160.2	GU060700E20001	Alkalinity-CO3+HCO3 Suspended Sediment Concentration	J	I9 The holding time is exceeded. Positive results may be biased low and nondetected analytes may be false negatives. An evaluation of the data with respect to the technical implications of exceeding the holding time is recommended.
167482	General Inorganic	EPA:310.1	GU060700E20001	Alkalinity-CO3	R	I9 The holding time is exceeded. Positive results may be biased low and nondetected analytes may be false negatives. An evaluation of the data with respect to the technical implications of exceeding the holding time is recommended.
167482	General Inorganic	EPA:335.3	GU060700E20001	Cyanide (Total)	UJ	I9 The holding time is exceeded. Positive results may be biased low and nondetected analytes may be false negatives. An evaluation of the data with respect to the technical implications of exceeding the holding time is recommended.
167482	General Inorganic	SW-846:9012A	GU060700E20001	Cyanide, Amenable	UJ	I9 The holding time is exceeded. Positive results may be biased low and nondetected analytes may be false negatives. An evaluation of the data with respect to the technical implications of exceeding the holding time is recommended.
167482	General Inorganic	EPA:335.3	GU060700E20001	Cyanide (Total)	UJ	IWQ2 Negative blank sample results were greater than the Method Detection Limit.
167482	Pesticides PCBs	EPA:608	GU060700E20001	Aroclor-1016 Aroclor-1221 Aroclor-1232 Aroclor-1242 Aroclor-1248 Aroclor-1254 Aroclor-1260 Aroclor-1262	R	P9 The holding time is exceeded. The data user should conduct a technical evaluation of the data of interest with respect to the impact of exceeding the holding time. e sample preservation, sample storage practices, use of the data,
167482	Radionuclides	Generic:Alpha-Spec EPA:906.0	GU060700E20001	Thorium-230 Tritium	J	RWQ2 Result values are less than 3 times the Minimum Detectable Concentration.
167482	Radionuclides	EPA:903.1	GU060700E20001	Radium-226	J-	R3a The matrix spike %Recovery value is less than the lower limit and the sample result is greater than the Minimum Detectable Activity.

Table D-4 (continued)

Request	Suite	Method	Sample	Analyte	Flag	Reason Code/Explanation
167482	Radionuclides	HASL-300:ISOU	GU060700E20001	Uranium-234 Uranium-235/236 Uranium-238	J+	R1a The tracer %Recovery value is 10-30% inclusive and the sample result is greater than the Minimum Detectable Activity.
167482	Radionuclides	EPA:900	GU060700E20001	Gross alpha	J+	R6 Recovery of the analyte in the Laboratory Control Sample is greater than the upper limit and the analyte result is greater than the Minimum Detectable Activity.
166359	Metals	SW-846:6010B	GF060600PSFS01	Zinc	U	I4a In comparison with the preparation blank, the sample result is greater than the Estimated Detection Limit but less than or equal to five times the concentration of the related analyte in the blank.
166359	Metals	SW-846:6020 SW-846:6010B	GF060600PSFS90	Antimony Zinc	U	I4a In comparison with the preparation blank, the sample result is greater than the Estimated Detection Limit but less than or equal to five times the concentration of the related analyte in the blank.
166359	Metals	SW-846:6020	GF060600PSFS90	Selenium	UJ	I3e The spike percent recovery value is greater than 30% and less than the lower acceptance limit (75%), and the sample result is a nondetect, which indicates a potential for false negatives being reported.
166359	Metals	SW-846:6020	GF060600PSFS90	Selenium	UJ	IWQ2 Negative blank samples results were greater than the Method Detection Limit.
166359	Metals	EPA:245.2	GU060600PSFS01	Mercury	UJ	I9 The holding time is exceeded. Positive results may be biased low and nondetected analytes may be false negatives. An evaluation of the data with respect to the technical implications of exceeding the holding time is recommended. Factors to consider include sample preservation; sample storage practices; data use; levels of contamination found in the sample; and the physical, chemical, and biological stability of the target analytes in the sample matrix.
166359	Metals	SW-846:6020	GU060600PSFS90	Selenium	UJ	I3e The spike percent recovery value is greater than 30% and less than the lower acceptance limit (75%), and the sample result is a nondetect, which indicates a potential for false negatives being reported.
166359	Metals	SW-846:6020	GU060600PSFS90	Selenium	UJ	IWQ2 Negative blank samples results were greater than the Method Detection Limit.
166359	Pesticides PCBs	SW-846:8081A	GU060600PSFS01, GU060600PSFS90	All Target Analytes	UJ	P14b The matrix spike and/or the matrix spike duplicate analysis were not performed on a sample associated with a LANL request number.
166359	Radionuclides	EPA:900	GF060600PSFS01	Gross beta	J	RWQ2 Result values are less than 3 times the Minimum Detectable Concentration.
166359	Radionuclides	HASL-300:ISOPU	GF060600PSFS90	Plutonium-238 Plutonium-239/240	J+	R1b The tracer %R value is 10-30% inclusive and the sample result is less than the Minimum Detectable Activity.
166359	Radionuclides	EPA:900	GU060600PSFS01 GU060600PSFS90	Gross beta	J	RWQ2 Result values are less than 3 times the Minimum Detectable Concentration.

Table D-4 (continued)

Request	Suite	Method	Sample	Analyte	Flag	Reason Code/Explanation
166359	Semivolatile Organic Analytes	SW-846:8270C	GU060600PSFS01	Dichlorophenol[2,4-] Dinitrophenol[2,4-] Nitrophenol[2-] Trichlorophenol[2,4,5-] Trichlorophenol[2,4,6-]	R	SWQ4 The spike percent recovery value is less than 10% which increases the potential for false negatives being reported. This could be caused by analytical interferences.
166359	Semivolatile Organic Analytes	SW-846:8270C	GU060600PSFS01	Chloro-3-methylphenol[4-] Chlorophenol[2-] Dichlorophenol[2,4-] Dimethylphenol[2,4-] Methylphenol[2-] Methylphenol[3-,4-] Nitrophenol[2-] Phenol Trichlorophenol[2,4,5-] Trichlorophenol[2,4,6-]	UJ	SWQ1 Relative percent difference of the Matrix Spike/Matrix Spike Duplicate is greater than the acceptance criteria.
166359	Semivolatile Organic Analytes	SW-846:8270C	GU060600PSFS01	Chloro-3-methylphenol[4-] Chlorophenol[2-] Dichlorobenzene[1,3-] Dichlorobenzene[1,4-] Dinitro-2-methylphenol[4,6-] Hexachloroethane Pentachlorophenol	UJ	SWQ3 The spike percent recovery value is greater than 10% and less than the lower acceptance limit, which indicates a potential low bias in the results.
166359	Semivolatile Organic Analytes	SW-846:8270C	GU060600PSFS90	Dichlorophenol[2,4-] Dinitrophenol[2,4-] Nitrophenol[2-] Trichlorophenol[2,4,5-]	R	SWQ4 The spike percent recovery value is less than 10% which increases the potential for false negatives being reported. This could be caused by analytical interferences.
166359	Semivolatile Organic Analytes	SW-846:8270C	GU060600PSFS90	Chloro-3-methylphenol[4-] Chlorophenol[2-] Dichlorophenol[2,4-] Dimethylphenol[2,4-] Methylphenol[2-] Methylphenol[3-,4-] Nitrophenol[2-] Phenol Trichlorophenol[2,4,5-] Trichlorophenol[2,4,6-]	UJ	SWQ1 Relative percent difference of the Matrix Spike/Matrix Spike Duplicate is greater than the acceptance criteria.
166359	Semivolatile Organic Analytes	SW-846:8270C	GU060600PSFS90	Chloro-3-methylphenol[4-] Chlorophenol[2-] Dichlorobenzene[1,3-] Dichlorobenzene[1,4-] Dinitro-2-methylphenol[4,6-] Hexachloroethane Pentachlorophenol	UJ	SWQ3 The spike percent recovery value is greater than 10% and less than the lower acceptance limit, which indicates a potential low bias in the results.
166359	Volatile Organic Analytes	SW-846:8260B	GU060600PSFS01	Dioxane[1,4-]	R	V7b The affected analytes were analyzed with a Relative Response Factor of less than 0.05.

Table D-4 (continued)

Request	Suite	Method	Sample	Analyte	Flag	Reason Code/Explanation
166359	Volatile Organic Analytes	SW-846:8260B	GU060600PSFS01	Acetone	U	V4 The sample result is less than or equal to 5 times (10 times for acetone, methylene chloride, and 2-butanone) the concentration of the related analyte in the method blank, which indicates the reported detection is considered indistinguishable from contamination in the blank.
166359	Volatile Organic Analytes	SW-846:8260B	GU060600PSFS01	Methyl-1-propanol[2-]	UJ	V7b The affected analytes were analyzed with a Relative Response Factor of less than 0.05.
166359	Volatile Organic Analytes	SW-846:8260B	GU060600PSFS01	Dichloropropane[2,2-]	UJ	VWQ9 Calibration Verification %Difference was greater than the acceptance criteria but less than 60%.
166359	Volatile Organic Analytes	SW-846:8260B	GU060600PSFS01-FTB	Dioxane[1,4-]	R	V7b The affected analytes were analyzed with a Relative Response Factor of less than 0.05.
166359	Volatile Organic Analytes	SW-846:8260B	GU060600PSFS01-FTB	Methyl-1-propanol[2-]	UJ	V7b The affected analytes were analyzed with a Relative Response Factor of less than 0.05.
166359	Volatile Organic Analytes	SW-846:8260B	GU060600PSFS01-FTB	Dichloropropane[2,2-]	UJ	VWQ9 Calibration Verification %Difference was greater than the acceptance criteria but less than 60%.
166359	Volatile Organic Analytes	SW-846:8260B	GU060600PSFS90	Dioxane[1,4-]	R	V7b The affected analytes were analyzed with a Relative Response Factor of less than 0.05.
166359	Volatile Organic Analytes	SW-846:8260B	GU060600PSFS90	Acetone	U	V4 The sample result is less than or equal to 5 times (10 times for acetone, methylene chloride, and 2-butanone) the concentration of the related analyte in the method blank, which indicates the reported detection is considered indistinguishable from contamination in the blank.
166359	Volatile Organic Analytes	SW-846:8260B	GU060600PSFS90	Methyl-1-propanol[2-]	UJ	V7b The affected analytes were analyzed with a Relative Response Factor of less than 0.05.
166359	Volatile Organic Analytes	SW-846:8260B	GU060600PSFS90	Dichloropropane[2,2-]	UJ	VWQ9 Calibration Verification %Difference was greater than the acceptance criteria but less than 60%.
166624	General Inorganic	EPA:160.2	GU060700E12302	Suspended Sediment Concentration	J	I9 The holding time is exceeded. Positive results may be biased low and nondetected analytes may be false negatives. An evaluation of the data with respect to the technical implications of exceeding the holding time is recommended. Factors to consider include sample preservation; sample storage practices; data use; levels of contamination found in the sample; and the physical, chemical, and biological stability of the target analytes in the sample matrix.
166624	General Inorganic	EPA:335.3	GU060700E12302	Cyanide (Total)	JN-	IWQ2 Negative blank samples results were greater than the Method Detection Limit.
166624	General Inorganic	EPA:350.1	GU060700E12302	Ammonia as Nitrogen	U	I4a In comparison with the preparation blank, the sample result is greater than the Estimated Detection Limit but less than or equal to five times the concentration of the related analyte in the blank.
166624	General Inorganic	SW-846:9012A	GU060700E12302	Cyanide, Amenable	UJ	I10a The duplicate sample Relative Percent Difference is greater than the advisory limit and the sample result is a nondetect. Manual review is suggested to determine the source of the difference between analyses.
166624	General Inorganic	SW-846:9012A	GU060700E12302	Cyanide, Amenable	UJ	IWQ2 Negative blank samples results were greater than the Method Detection Limit.

Table D-4 (continued)

Request	Suite	Method	Sample	Analyte	Flag	Reason Code/Explanation
166624	Radionuclides	HASL-300:AM-241 HASL-300:ISOPU Generic:Alpha-Spec Generic:Alpha-Spec Generic:Alpha-Spec HASL-300:ISOU HASL-300:ISOU	GU060700E12302	Americium-241 Plutonium-239/240 Thorium-228 Thorium-230 Thorium-232 Uranium-234 Uranium-238	J	R7b The duplicate and sample results have a duplicate error ratio that is greater than 2.0.
166624	Radionuclides	EPA:900 EPA:903.1 Generic:Alpha-Spec Generic:Alpha-Spec HASL-300:ISOU	GU060700E12302	Gross alpha Radium-226 Thorium-228 Thorium-232 Uranium-235/236	J	RWQ2 Result values are less than 3 times the Minimum Detectable Concentration.
166624	Radionuclides	EPA:900	GU060700E12302	Gross alpha Gross beta	J-	R3a The matrix spike %Recovery value is less than the lower limit and the sample result is greater than the Minimum Detectable Activity.
166703	Metals	EPA:200.7 EPA:200.8 EPA:200.7	GF060700E12304	Aluminum Chromium Copper	J	I10 The duplicate sample Relative Percent Difference is greater than the advisory limit and the sample result is a detect. Manual review is suggested to determine the source of the difference between analyses.
166703	Metals	EPA:200.8	GF060700E12304	Aluminum Iron Lead	J	I14b The Matrix Spike analysis was not performed on a sample associated with this request number.
166703	Metals	EPA:200.8	GF060700E12304	Chromium	J+	I3 The spike percent recovery value is greater than or equal to the upper acceptance limit (125%) but less than or equal to 150% and the result is a detect, which indicates a potential high bias in the sample results.
166703	Metals	EPA:200.7	GF060700E12304	Zinc	U	I4a In comparison with the preparation blank, the sample result is greater than the Estimated Detection Limit but less than or equal to five times the concentration of the related analyte in the blank.
166703	Metals	EPA:200.7 EPA:200.8 EPA:200.8 EPA:200.8	GF060700E12304	Arsenic Lead Silver Thallium	UJ	I10a The duplicate sample Relative Percent Difference is greater than the advisory limit and the sample result is a nondetect. Manual review is suggested to determine the source of the difference between analyses.
166703	Metals	EPA:200.8	GF060700E12304	Selenium	UJ	I3e The spike percent recovery value is greater than 30% and less than the lower acceptance limit (75%), and the sample result is a nondetect, which indicates a potential for false negatives being reported.
166703	Metals	EPA:200.8	GU060700E12304	Chromium	J	I14b The Matrix Spike analysis was not performed on a sample associated with this request number.
166703	Metals	EPA:200.8	GU060700E12304	Thallium	U	I4a In comparison with the preparation blank, the sample result is greater than the Estimated Detection Limit but less than or equal to five times the concentration of the related analyte in the blank.
166962	General Inorganic	EPA:150.1	GF060500G11R01	pH	J	I9 The holding time is exceeded. Positive results may be biased low and nondetected analytes may be false negatives. An evaluation of the data with respect to the technical implications of exceeding the holding time is recommended. Factors to consider include sample preservation; sample storage practices; data use; levels of contamination found in the sample; and the physical, chemical, and biological stability of the target analytes in the sample matrix.
166962	General Inorganic	EPA:350.1 EPA:365.4	GF060500G11R01	Ammonia as Nitrogen Total Phosphate as Phosphorus	U	I4a In comparison with the preparation blank, the sample result is greater than the Estimated Detection Limit but less than or equal to five times the concentration of the related analyte in the blank.

Table D-4 (continued)

Request	Suite	Method	Sample	Analyte	Flag	Reason Code/Explanation
166962	General Inorganic	EPA:335.3 EPA:351.2	GF060500G11R01	Cyanide (Total) Total Kjeldahl Nitrogen	UJ	IWQ2 Negative blank samples results were greater than the Method Detection Limit.
166962	General Inorganic	EPA:150.1	GF060500G11R90	pH	J	I9 The holding time is exceeded. Positive results may be biased low and nondetected analytes may be false negatives. An evaluation of the data with respect to the technical implications of exceeding the holding time is recommended. Factors to consider include sample preservation; sample storage practices; data use; levels of contamination found in the sample; and the physical, chemical, and biological stability of the target analytes in the sample matrix.
166962	General Inorganic	EPA:350.1 EPA:365.4	GF060500G11R90	Ammonia as Nitrogen Total Phosphate as Phosphorus	U	I4a In comparison with the preparation blank, the sample result is greater than the Estimated Detection Limit but less than or equal to five times the concentration of the related analyte in the blank.
166962	General Inorganic	EPA:335.3 EPA:351.2	GF060500G11R90	Cyanide (Total) Total Kjeldahl Nitrogen	UJ	IWQ2 Negative blank samples results were greater than the Method Detection Limit.
166962	General Inorganic	EPA:150.1	GU060500G11R01	pH	J	I9 The holding time is exceeded. Positive results may be biased low and nondetected analytes may be false negatives. An evaluation of the data with respect to the technical implications of exceeding the holding time is recommended. Factors to consider include sample preservation; sample storage practices; data use; levels of contamination found in the sample; and the physical, chemical, and biological stability of the target analytes in the sample matrix.
166962	General Inorganic	EPA:350.1	GU060500G11R01	Ammonia as Nitrogen	U	I4a In comparison with the preparation blank, the sample result is greater than the Estimated Detection Limit but less than or equal to five times the concentration of the related analyte in the blank.
166962	General Inorganic	EPA:335.3 EPA:351.2	GU060500G11R01	Cyanide (Total) Total Kjeldahl Nitrogen	UJ	IWQ2 Negative blank samples results were greater than the Method Detection Limit.
166962	General Inorganic	EPA:150.1	GU060500G11R01-FB	pH	J	I9 The holding time is exceeded. Positive results may be biased low and nondetected analytes may be false negatives. An evaluation of the data with respect to the technical implications of exceeding the holding time is recommended. Factors to consider include sample preservation; sample storage practices; data use; levels of contamination found in the sample; and the physical, chemical, and biological stability of the target analytes in the sample matrix.
166962	General Inorganic	EPA:350.1	GU060500G11R01-FB	Ammonia as Nitrogen	U	I4a In comparison with the preparation blank, the sample result is greater than the Estimated Detection Limit but less than or equal to five times the concentration of the related analyte in the blank.
166962	General Inorganic	SW-846:6010B	GU060500G11R01-FB	Calcium	U	I4a In comparison with the preparation blank, the sample result is greater than the Estimated Detection Limit but less than or equal to five times the concentration of the related analyte in the blank.
166962	General Inorganic	SW-846:6010B	GU060500G11R01-FB	Sodium	U	I4a In comparison with the preparation blank, the sample result is greater than the Estimated Detection Limit but less than or equal to five times the concentration of the related analyte in the blank.
166962	General Inorganic	EPA:365.4	GU060500G11R01-FB	Total Phosphate as Phosphorus	U	I4a In comparison with the preparation blank, the sample result is greater than the Estimated Detection Limit but less than or equal to five times the concentration of the related analyte in the blank.
166962	General Inorganic	EPA:335.3 EPA:351.2	GU060500G11R01-FB	Cyanide (Total) Total Kjeldahl Nitrogen	UJ	IWQ2 Negative blank samples results were greater than the Method Detection Limit.

Table D-4 (continued)

Request	Suite	Method	Sample	Analyte	Flag	Reason Code/Explanation
166962	General Inorganic	EPA:150.1	GU060500G11R90	pH	J	I9 The holding time is exceeded. Positive results may be biased low and nondetected analytes may be false negatives. An evaluation of the data with respect to the technical implications of exceeding the holding time is recommended. Factors to consider include sample preservation; sample storage practices; data use; levels of contamination found in the sample; and the physical, chemical, and biological stability of the target analytes in the sample matrix.
166962	General Inorganic	EPA:350.1	GU060500G11R90	Ammonia as Nitrogen	U	I4a In comparison with the preparation blank, the sample result is greater than the Estimated Detection Limit but less than or equal to five times the concentration of the related analyte in the blank.
166962	General Inorganic	EPA:335.3 EPA:351.2	GU060500G11R90	Cyanide (Total) Total Kjeldahl Nitrogen	UJ	IWQ2 Negative blank samples results were greater than the Method Detection Limit.
166962	High Explosives	SW-846:8321A_MOD	GU060500G11R01	Trinitrobenzene[1,3,5-] Trinitrotoluene[2,4,6-]	UJ	LC3 The Continuing Calibration Verification %Difference failed low.
166962	High Explosives	SW-846:8321A_MOD	GU060500G11R01	Nitrotoluene[3-]	UJ	LDL3 The Contract Required Detection Limit check standard recovery failed low.
166962	High Explosives	SW-846:8321A_MOD	GU060500G11R01	Amino-4,6-dinitrotoluene[2-]	UJ	LIV3 The Initial Calibration Verification %Difference failed low.
166962	Volatile Organic Analytes	SW-846:8260B	GU060500G11R01-FB	Trichloroethene	UJ	V14b The matrix spike and/or the matrix spike duplicate analysis was not performed on a sample associated with a LANL request number.
166962	Volatile Organic Analytes	SW-846:8260B	GU060500G11R01-FB	Trichlorofluoromethane	UJ	V14b The matrix spike and/or the matrix spike duplicate analysis was not performed on a sample associated with a LANL request number.
166962	Volatile Organic Analytes	SW-846:8260B	GU060500G11R01-FB	Trichloropropane[1,2,3-]	UJ	V14b The matrix spike and/or the matrix spike duplicate analysis was not performed on a sample associated with a LANL request number.
166962	Volatile Organic Analytes	SW-846:8260B	GU060500G11R01-FB	Trimethylbenzene[1,2,4-]	UJ	V14b The matrix spike and/or the matrix spike duplicate analysis was not performed on a sample associated with a LANL request number.
166962	Volatile Organic Analytes	SW-846:8260B	GU060500G11R01-FB	Trimethylbenzene[1,3,5-]	UJ	V14b The matrix spike and/or the matrix spike duplicate analysis was not performed on a sample associated with a LANL request number.
166962	Volatile Organic Analytes	SW-846:8260B	GU060500G11R01-FB	Vinyl acetate	UJ	V14b The matrix spike and/or the matrix spike duplicate analysis was not performed on a sample associated with a LANL request number.
166962	Volatile Organic Analytes	SW-846:8260B	GU060500G11R01-FB	Vinyl Chloride	UJ	V14b The matrix spike and/or the matrix spike duplicate analysis was not performed on a sample associated with a LANL request number.
166962	Volatile Organic Analytes	SW-846:8260B	GU060500G11R01-FB	Xylene[1,2-]	UJ	V14b The matrix spike and/or the matrix spike duplicate analysis was not performed on a sample associated with a LANL request number.
166962	Volatile Organic Analytes	SW-846:8260B	GU060500G11R01-FB	Xylene[1,3-]+Xylene[1,4-]	UJ	V14b The matrix spike and/or the matrix spike duplicate analysis was not performed on a sample associated with a LANL request number.

Table D-4 (continued)

Request	Suite	Method	Sample	Analyte	Flag	Reason Code/Explanation
166962	Volatile Organic Analytes	SW-846:8260B	GU060500G11R01-FB	Methyl-1-propanol[2-]	UJ	V7b The affected analytes were analyzed with a Relative Response Factor of less than 0.05.
166965	Semivolatile Organic Analytes	SW-846:8270C	GU060600G11R01	Benzo(a)pyrene	R	SWQ4 The spike percent recovery value is less than 10% which increases the potential for false negatives being reported. This could be caused by analytical interferences.
166965	Semivolatile Organic Analytes	SW-846:8270C	GU060600G11R01	Benzo(g,h,i)perylene	R	SWQ4 The spike percent recovery value is less than 10% which increases the potential for false negatives being reported. This could be caused by analytical interferences.
166965	Semivolatile Organic Analytes	SW-846:8270C	GU060600G11R01	Atrazine	UJ	SV7b The affected analytes were analyzed with a Relative Response Factor of less than 0.05.
166965	Semivolatile Organic Analytes	SW-846:8270C	GU060600G11R01	Acenaphthene Acenaphthylene Anthracene Atrazine Azobenzene Benzidine Benzo(a)anthracene Benzo(a)pyrene Benzoic Acid Bis(2-chloroethoxy)methane Bis(2-ethylhexyl)phthalate Butylbenzylphthalate Nitrobenzene Nitrophenol[2-] Nitrophenol[4-] Nitrosodiethylamine[N-] Nitroso-di-n-butylamine[N-] Nitroso-di-n-propylamine[N-] Nitrosopyrrolidine[N-] Oxybis(1-chloropropane)[2,2'] Pentachlorobenzene Pentachlorophenol Phenanthrene Phenol Pyrene Tetrachlorobenzene[1,2,4,5-] Tetrachlorophenol[2,3,4,6-] Trichlorobenzene[1,2,4-] Trichlorophenol[2,4,5-] Trichlorophenol[2,4,6-]	UJ	SWQ1 Relative percent difference of the Matrix Spike/Matrix Spike Duplicate is greater than the acceptance criteria.

Table D-4 (continued)

Request	Suite	Method	Sample	Analyte	Flag	Reason Code/Explanation
167148	Semivolatiles Organic Analytes	SW-846:8270C	GU060600P12301	Acenaphthene Acenaphthylene Anthracene Azobenzene Benzo(a)anthracene Benzo(a)pyrene Benzo(b)fluoranthene	UJ	SWQ3 The spike percent recovery value is greater than 10% and less than the lower acceptance limit, which indicates a potential low bias in the results.
166962	High Explosives	SW-846:8321A_MOD	GU060500G11R01	Tetryl Trinitrobenzene[1,3,5-] Trinitrotoluene[2,4,6-]	UJ	LIV3 The Initial Calibration Verification %Difference failed low.
166962	High Explosives	SW-846:8321A_MOD	GU060500G11R01	Amino-2,6-dinitrotoluene[4-] Tetryl	UJ	LL3 The Laboratory Control Sample %Recovery failed low.
166962	High Explosives	SW-846:8321A_MOD	GU060500G11R01	Amino-2,6-dinitrotoluene[4-] Tetryl Tri-o-cresylphosphate (TOCP)	UJ	LL4 The Laboratory Control Sample %Recovery failed both high and low, or the Laboratory Control Sample/Laboratory Control Sample Duplicate Relative Percent Difference failed to meet criteria.
166962	High Explosives	SW-846:8321A_MOD	GU060500G11R01	All Target Analytes	UJ	LMS1 An applicable Matrix Spike/Matrix Spike Duplicate analysis was not performed.
166962	High Explosives	SW-846:8321A_MOD	GU060500G11R01-FB	Trinitrobenzene[1,3,5-] Trinitrotoluene[2,4,6-]	UJ	LC3 The Continuing Calibration Verification %Difference failed low.
166962	High Explosives	SW-846:8321A_MOD	GU060500G11R01-FB	Nitrotoluene[3-]	UJ	LDL3 The Contract Required Detection Limit check standard recovery failed low.
166962	High Explosives	SW-846:8321A_MOD	GU060500G11R01-FB	Amino-4,6-dinitrotoluene[2-] Tetryl Trinitrobenzene[1,3,5-] Trinitrotoluene[2,4,6-]	UJ	LIV3 The Initial Calibration Verification %Difference failed low.
166962	High Explosives	SW-846:8321A_MOD	GU060500G11R01-FB	Amino-2,6-dinitrotoluene[4-] Tetryl	UJ	LL3 The Laboratory Control Sample %Recovery failed low.
166962	High Explosives	SW-846:8321A_MOD	GU060500G11R01-FB	Amino-2,6-dinitrotoluene[4-] Tetryl Tri-o-cresylphosphate (TOCP)	UJ	LL4 The Laboratory Control Sample %Recovery failed both high and low, or the Laboratory Control Sample/Laboratory Control Sample Duplicate Relative Percent Difference failed to meet criteria.
166962	High Explosives	SW-846:8321A_MOD	GU060500G11R01-FB	All Target Analytes	UJ	LMS1 An applicable Matrix Spike/Matrix Spike Duplicate analysis was not performed.
166962	High Explosives	SW-846:8321A_MOD	GU060500G11R90	Amino-4,6-dinitrotoluene[2-]	UJ	LC3 The Continuing Calibration Verification %Difference failed low.
166962	High Explosives	SW-846:8321A_MOD	GU060500G11R90	Trinitrotoluene[2,4,6-]		
166962	High Explosives	SW-846:8321A_MOD	GU060500G11R90	Tetryl	UJ	LDL3 The Contract Required Detection Limit check standard recovery failed low.
166962	High Explosives	SW-846:8321A_MOD	GU060500G11R90	Amino-4,6-dinitrotoluene[2-] Tetryl Trinitrobenzene[1,3,5-] Trinitrotoluene[2,4,6-]	UJ	LIV3 The Initial Calibration Verification %Difference failed low.
166962	High Explosives	SW-846:8321A_MOD	GU060500G11R90	Amino-2,6-dinitrotoluene[4-] Tetryl	UJ	LL3 The Laboratory Control Sample %Recovery failed low.

Table D-4 (continued)

Request	Suite	Method	Sample	Analyte	Flag	Reason Code/Explanation
166962	High Explosives	SW-846:8321A_MOD	GU060500G11R90	Amino-2,6-dinitrotoluene[4-] Tetryl Tri-o-cresylphosphate (TOCP)	UJ	LL4 The Laboratory Control Sample %Recovery failed both high and low, or the Laboratory Control Sample/Laboratory Control Sample Duplicate Relative Percent Difference failed to meet criteria.
166962	High Explosives	SW-846:8321A_MOD	GU060500G11R90	All Target Analytes	UJ	LMS1 An applicable Matrix Spike/Matrix Spike Duplicate analysis was not performed.
166962	Metals	SW-846:6010B	GF060500G11R01, GF060500G11R90	Iron Molybdenum	U	I4a In comparison with the preparation blank, the sample result is greater than the Estimated Detection Limit but less than or equal to five times the concentration of the related analyte in the blank.
166962	Metals	SW-846:6020	GU060500G11R01-FB	Chromium Zinc	U	I4a In comparison with the preparation blank, the sample result is greater than the Estimated Detection Limit but less than or equal to five times the concentration of the related analyte in the blank.
166962	Metals	SW-846:6010B	GU060500G11R90	Molybdenum	U	I4a In comparison with the preparation blank, the sample result is greater than the Estimated Detection Limit but less than or equal to five times the concentration of the related analyte in the blank.
166962	Radionuclides	EPA:905.0	GF060500G11R90	Strontium-90	J	RWQ2 Result values are less than 3 times the Minimum Detectable Concentration.
166962	Radionuclides	HASL-300:ISOU	GU060500G11R01-FB	Uranium-234	J	RWQ2 Result values are less than 3 times the Minimum Detectable Concentration.
166962	Semivolatile Organic Analytes	SW-846:8270C	GU060500G11R01-FB	Bis(2-ethylhexyl)phthalate	J	SWQ1 Relative percent difference of the Matrix Spike/Matrix Spike Duplicate is greater than the acceptance criteria.
166962	Semivolatile Organic Analytes	SW-846:8270C	GU060500G11R01-FB	Benzo(a)pyrene Benzo(g,h,i)perylene	R	SWQ4 The spike percent recovery value is less than 10% which increases the potential for false negatives being reported. This could be caused by analytical interferences.
166962	Semivolatile Organic Analytes	SW-846:8270C	GU060500G11R01-FB	Atrazine	UJ	SV7b The affected analytes were analyzed with a Relative Response Factor of less than 0.05.

Table D-4 (continued)

Request	Suite	Method	Sample	Analyte	Flag	Reason Code/Explanation
166962	Semivolatile Organic Analytes	SW-846:8270C	GU060500G11R01-FB	Acenaphthene Acenaphthylene Anthracene Atrazine Azobenzene Benzidine Benzo(a)anthracene Benzo(a)pyrene Benzoic Acid Bis(2-chloroethoxy)methane Butylbenzylphthalate Chloro-3-methylphenol[4-] Chloronaphthalene[2-] Chlorophenol[2-] Chrysene Dichlorophenol[2,4-] Diethylphthalate Dimethyl Phthalate Dimethylphenol[2,4-] Di-n-butylphthalate Dinitrotoluene[2,6-] Di-n-octylphthalate Dioxane[1,4-] Diphenylamine Fluoranthene Fluorene Isophorone Methylphenol[2-] Methylphenol[3-,4-] Nitroaniline[2-] Nitrobenzene Nitrophenol[2-] Nitrophenol[4-] Nitrosodimethylamine[N-] Nitroso-di-n-propylamine[N-] Oxybis(1-chloropropane)[2,2'-] Phenanthrene Phenol Pyrene Trichlorophenol[2,4,5-] Trichlorophenol[2,4,6-]	UJ	SWQ1 Relative percent difference of the Matrix Spike/Matrix Spike Duplicate is greater than the acceptance criteria.

Table D-4 (continued)

Request	Suite	Method	Sample	Analyte	Flag	Reason Code/Explanation
166962	Semivolatile Organic Analytes	SW-846:8270C	GU060500G11R01-FB	Chlorophenyl-phenyl[4-] Ether Dibenzofuran Dichlorobenzene[1,2-] Dichlorobenzene[1,3-] Dichlorobenzene[1,4-] Diphenylamine Hexachlorobutadiene Hexachloroethane Methylnaphthalene[1-] Trichlorobenzene[1,2,4-]	UJ	SWQ3 The spike percent recovery value is greater than 10% and less than the lower acceptance limit, which indicates a potential low bias in the results.
166962	Semivolatile Organic Analytes	SW-846:8270C	GU060500G11R01-FB	Hexachlorocyclopentadiene	UJ	SWQ9 Calibration Verification %Difference was greater than the acceptance criteria but less than 60%.
166962	Volatile Organic Analytes	SW-846:8260B	GU060500G11R01-FB	Dioxane[1,4-]	R	V7b The affected analytes were analyzed with a Relative Response Factor of less than 0.05.
166962	Volatile Organic Analytes	SW-846:8260B	GU060500G11R01-FB	All Target Analytes	UJ	V14b The matrix spike and/or the matrix spike duplicate analysis was not performed on a sample associated with a LANL request number.

Table D-4 (continued)

Request	Suite	Method	Sample	Analyte	Flag	Reason Code/Explanation
166965	Semivolatile Organic Analytes	SW-846:8270C	GU060600G11R01	Chloro-3-methylphenol[4-] Chloronaphthalene[2-] Chlorophenol[2-] Chrysene Dichlorophenol[2,4-] Diethylphthalate Dimethyl Phthalate Dimethylphenol[2,4-] Di-n-butylphthalate Dinitrotoluene[2,6-] Di-n-octylphthalate Dioxane[1,4-] Diphenylamine Fluoranthene Fluorene Isophorone Methylphenol[2-] Methylphenol[3-,4-] Nitroaniline[2-] Nitrobenzene Nitrophenol[2-] Nitrophenol[4-] Nitrosodimethylamine[N-] Nitroso-di-n-propylamine[N-] Oxybis(1-chloropropane)[2,2'-] Phenanthrene Phenol Pyrene Trichlorophenol[2,4,5-] Trichlorophenol[2,4,6-]	UJ	SWQ1 Relative percent difference of the Matrix Spike/Matrix Spike Duplicate is greater than the acceptance criteria.
166965	Semivolatile Organic Analytes	SW-846:8270C	GU060600G11R01	Chlorophenyl-phenyl[4-] Ether Dibenzofuran Dichlorobenzene[1,2-] Dichlorobenzene[1,3-] Dichlorobenzene[1,4-] Diphenylamine Hexachlorobutadiene Hexachloroethane Methylnaphthalene[1-] Trichlorobenzene[1,2,4-]	UJ	SWQ3 The spike percent recovery value is greater than 10% and less than the lower acceptance limit, which indicates a potential low bias in the results.
166965	Semivolatile Organic Analytes	SW-846:8260B	GU060600G11R01	Butanol[1-]	UJ	V7b The affected analytes were analyzed with a Relative Response Factor of less than 0.05.
166965	Semivolatile Organic Analytes	SW-846:8260B	GU060600G11R01	Butanol[1-] Diethyl Ether	UJ	V9 The analytical and/or extraction holding time is exceeded. The data user should evaluate the data of interest with respect to the effects of exceeding the holding time. Factors to consider include sample preservation, sample storage practices, use of the data, levels of contamination found in the sample, and the physical, chemical, and biological stability of the target analytes in the sample matrix.

Table D-4 (continued)

Request	Suite	Method	Sample	Analyte	Flag	Reason Code/Explanation
166965	Semivolatile Organic Analytes	SW-846:8270C	GU060600G11R90	Benzo(a)pyrene Benzo(g,h,i)perylene	R	SWQ4 The spike percent recovery value is less than 10% which increases the potential for false negatives being reported. This could be caused by analytical interferences.
166965	Semivolatile Organic Analytes	SW-846:8270C	GU060600G11R90	Atrazine	UJ	SV7b The affected analytes were analyzed with a Relative Response Factor of less than 0.05.
166965	Semivolatile Organic Analytes	SW-846:8270C	GU060600G11R90	Acenaphthene Acenaphthylene Anthracene Atrazine Azobenzene Benzidine Benzo(a)anthracene Benzo(a)pyrene Benzoic Acid Bis(2-chloroethoxy)methane Bis(2-ethylhexyl)phthalate Butylbenzylphthalate Chloro-3-methylphenol[4-] Chloronaphthalene[2-] Chlorophenol[2-] Chrysene Dichlorophenol[2,4-] Diethylphthalate Dimethyl Phthalate Dimethylphenol[2,4-] Di-n-butylphthalate Dinitrotoluene[2,6-] Di-n-octylphthalate Dioxane[1,4-] Diphenylamine Fluoranthene Fluorene Isophorone Methylphenol[2-] Methylphenol[3-,4-] Nitroaniline[2-] Nitrobenzene Nitrophenol[2-] Nitrophenol[4-] Nitrosodimethylamine[N-] Nitroso-di-n-propylamine[N-] Oxybis(1-chloropropane)[2,2'-] Phenanthrene Phenol Pyrene Trichlorophenol[2,4,5-] Trichlorophenol[2,4,6-]	UJ	SWQ1 Relative percent difference of the Matrix Spike/Matrix Spike Duplicate is greater than the acceptance criteria.

Table D-4 (continued)

Request	Suite	Method	Sample	Analyte	Flag	Reason Code/Explanation
166965	Semivolatile Organic Analytes	SW-846:8270C	GU060600G11R90	Chlorophenyl-phenyl[4-] Ether Dibenzofuran Dichlorobenzene[1,2-] Dichlorobenzene[1,3-] Dichlorobenzene[1,4-] Diphenylamine Hexachlorobutadiene Hexachloroethane Methylnaphthalene[1-] Trichlorobenzene[1,2,4-]	UJ	SWQ3 The spike percent recovery value is greater than 10% and less than the lower acceptance limit, which indicates a potential low bias in the results.
166965	Semivolatile Organic Analytes	SW-846:8260B	GU060600G11R90	Butanol[1-]	UJ	V7b The affected analytes were analyzed with a Relative Response Factor of less than 0.05.
166965	Semivolatile Organic Analytes	SW-846:8260B	GU060600G11R90	Butanol[1-] Diethyl Ether	UJ	V9 The analytical and/or extraction holding time is exceeded. The data user should evaluate the data of interest with respect to the effects of exceeding the holding time. Factors to consider include sample preservation, sample storage practices, use of the data, levels of contamination found in the sample, and the physical, chemical, and biological stability of the target analytes in the sample matrix.
166965	Volatile Organic Analytes	SW-846:8260B	GU060600G11R01	Dioxane[1,4-]	R	V7b The affected analytes were analyzed with a Relative Response Factor of less than 0.05.
166965	Volatile Organic Analytes	SW-846:8260B	GU060600G11R01	Methyl-1-propanol[2-]	UJ	V7b The affected analytes were analyzed with a Relative Response Factor of less than 0.05.
166965	Volatile Organic Analytes	SW-846:8260B	GU060600G11R01	All Target Analytes	UJ	V9 The analytical and/or extraction holding time is exceeded. The data user should evaluate the data of interest with respect to the effects of exceeding the holding time. Factors to consider include sample preservation, sample storage practices, use of the data, levels of contamination found in the sample, and the physical, chemical, and biological stability of the target analytes in the sample matrix.
166965	Volatile Organic Analytes	SW-846:8260B	GU060600G11R01	Dichlorodifluoromethane	UJ	VWQ3 The spike percent recovery value is greater than 10% and less than the lower acceptance limit, which indicates a potential low bias in the results.
166965	Volatile Organic Analytes	SW-846:8260B	GU060600G11R90	Acetone	J	V9 The analytical and/or extraction holding time is exceeded. The data user should evaluate the data of interest with respect to the effects of exceeding the holding time. Factors to consider include sample preservation, sample storage practices, use of the data, levels of contamination found in the sample, and the physical, chemical, and biological stability of the target analytes in the sample matrix.
166965	Volatile Organic Analytes	SW-846:8260B	GU060600G11R90	Acetone	J+	VWQ2 The spike percent recovery value is greater than or equal to the upper acceptance limit but and the result is a detect, which indicates a potential high bias in the sample results.
166965	Volatile Organic Analytes	SW-846:8260B	GU060600G11R90	Dioxane[1,4-]	R	V7b The affected analytes were analyzed with a Relative Response Factor of less than 0.05.
166965	Volatile Organic Analytes	SW-846:8260B	GU060600G11R90	Acetone	U	V4 The sample result is less than or equal to 5 times (10 times for acetone, methylene chloride, and 2-butanone) the concentration of the related analyte in the method blank, which indicates the reported detection is considered indistinguishable from contamination in the blank.

Table D-4 (continued)

Request	Suite	Method	Sample	Analyte	Flag	Reason Code/Explanation
166965	Volatile Organic Analytes	SW-846:8260B	GU060600G11R90	Methyl-1-propanol[2-]	UJ	V7b The affected analytes were analyzed with a Relative Response Factor of less than 0.05.
166965	Volatile Organic Analytes	SW-846:8260B	GU060600G11R90	All Target Analytes	UJ	V9 The analytical and/or extraction holding time is exceeded. The data user should evaluate the data of interest with respect to the effects of exceeding the holding time. Factors to consider include sample preservation, sample storage practices, use of the data, levels of contamination found in the sample, and the physical, chemical, and biological stability of the target analytes in the sample matrix.
166965	Volatile Organic Analytes	SW-846:8260B	GU060600G11R90	Dichlorodifluoromethane	UJ	VWQ3 The spike percent recovery value is greater than 10% and less than the lower acceptance limit, which indicates a potential low bias in the results.
166966	Semivolatile Organic Analytes	SW-846:8260B	GU060600G11R01-FTB	Butanol[1-]	UJ	V7b The affected analytes were analyzed with a Relative Response Factor of less than 0.05.
166966	Volatile Organic Analytes	SW-846:8260B	GU060600G11R01-FTB	Dioxane[1,4-]	R	V7b The affected analytes were analyzed with a Relative Response Factor of less than 0.05.
166966	Volatile Organic Analytes	SW-846:8260B	GU060600G11R01-FTB	Methyl-1-propanol[2-]	UJ	V7b The affected analytes were analyzed with a Relative Response Factor of less than 0.05.
166966	Volatile Organic Analytes	SW-846:8260B	GU060600G11R01-FTB	Dichlorodifluoromethane	UJ	VWQ3 The spike percent recovery value is greater than 10% and less than the lower acceptance limit, which indicates a potential low bias in the results.
167051	General Inorganic	EPA:150.1	GF06050G12R101	pH	J	I9 The holding time is exceeded. Positive results may be biased low and nondetected analytes may be false negatives. An evaluation of the data with respect to the technical implications of exceeding the holding time is recommended. Factors to consider include sample preservation; sample storage practices; data use; levels of contamination found in the sample; and the physical, chemical, and biological stability of the target analytes in the sample matrix.
167051	General Inorganic	EPA:335.3	GF06050G12R101	Cyanide (Total)	UJ	IWQ2 Negative blank samples results were greater than the Method Detection Limit.
167051	General Inorganic	EPA:150.1	GU06050G12R101	pH	J	I9 The holding time is exceeded. Positive results may be biased low and nondetected analytes may be false negatives. An evaluation of the data with respect to the technical implications of exceeding the holding time is recommended. Factors to consider include sample preservation; sample storage practices; data use; levels of contamination found in the sample; and the physical, chemical, and biological stability of the target analytes in the sample matrix.
167051	General Inorganic	EPA:335.3	GU06050G12R101	Cyanide (Total)	UJ	IWQ2 Negative blank samples results were greater than the Method Detection Limit.
167051	High Explosives	SW-846:8321A_MOD	GU06050G12R101	All Target Analytes	UJ	LH1 The holding time is exceeded for sample analysis.
167051	High Explosives	SW-846:8321A_MOD	GU06050G12R101	Nitrotoluene[3-] Nitrotoluene[4-]	UJ	LI4 The initial calibration slope or Response Factor criteria were not met.
167051	High Explosives	SW-846:8321A_MOD	GU06050G12R101	Tetryl	UJ	LL3 The Laboratory Control Sample %Recovery failed low.

Table D-4 (continued)

Request	Suite	Method	Sample	Analyte	Flag	Reason Code/Explanation
167051	High Explosives	SW-846:8321A_MOD	GU06050G12R101	Amino-2,6-dinitrotoluene[4-] Amino-4,6-dinitrotoluene[2-] Nitrotoluene[2-] Nitrotoluene[3-] PETN Tetryl Trinitrotoluene[2,4,6-] Tri-o-cresylphosphate (TOCP)	UJ	LL4 The Laboratory Control Sample %Recovery failed both high and low, or the Laboratory Control Sample/Laboratory Control Sample Duplicate Relative Percent Difference failed to meet criteria.
167051	High Explosives	SW-846:8321A_MOD	GU06050G12R101	All Target Analytes	UJ	LMS1 An applicable Matrix Spike/Matrix Spike Duplicate analysis was not performed.
167051	Metals	SW-846:6020 SW-846:6010B	GF06050G12R101	Antimony Tin	U	I4a In comparison with the preparation blank, the sample result is greater than the Estimated Detection Limit but less than or equal to five times the concentration of the related analyte in the blank.
167051	Radionuclides	EPA:901.1 EPA:900 HASL-300:ISOU	GF06050G12R101	Cesium-137 Gross beta Uranium-234	J	RWQ2 Result values are less than 3 times the Minimum Detectable Concentration.
167051	Semivolatile Organic Analytes	SW-846:8270C	GU06050G12R101-EQB	Benzidine	R	SWQ4 The spike percent recovery value is less than 10% which increases the potential for false negatives being reported. This could be caused by analytical interferences.
167051	Semivolatile Organic Analytes	SW-846:8270C	GU06050G12R101-EQB	Aniline Atrazine Benzidine Chloroaniline[4-] Dichlorobenzidine[3,3'-] Dinoseb Dioxane[1,4-] Nitroaniline[2-] Nitroaniline[3-] Nitroaniline[4-] Nitrosodiethylamine[N-] Nitroso-di-n-butylamine[N-] Nitrosopyrrolidine[N-] Pentachlorobenzene Tetrachlorobenzene[1,2,4,5-] Tetrachlorophenol[2,3,4,6-]	UJ	SV16 Required calibration information is missing or samples were analyzed on an expired calibration. Data may not be acceptable for use.
167051	Semivolatile Organic Analytes	SW-846:8270C	GU06050G12R101-EQB	Benzidine Hexachlorobutadiene	UJ	SWQ1 Relative percent difference of the Matrix Spike/Matrix Spike Duplicate is greater than the acceptance criteria.
167051	Semivolatile Organic Analytes	SW-846:8270C	GU06050G12R101-EQB	Di-n-octylphthalate	UJ	SWQ3 The spike percent recovery value is greater than 10% and less than the lower acceptance limit, which indicates a potential low bias in the results.
167051	Volatile Organic Analytes	SW-846:8260B	GU06050G12R101-EQB	Acetone Butanone[2-]	J	V14b The matrix spike and/or the matrix spike duplicate analysis was not performed on a sample associated with a LANL request number.
167051	Volatile Organic Analytes	SW-846:8260B	GU06050G12R101-EQB	Acetone Butanone[2-]	J+	VWQ9 Calibration Verification %Difference was greater than the acceptance criteria but less than 60%.

Table D-4 (continued)

Request	Suite	Method	Sample	Analyte	Flag	Reason Code/Explanation
167051	Volatile Organic Analytes	SW-846:8260B	GU06050G12R101-EQB	Dioxane[1,4-]	R	V7b The affected analytes were analyzed with a Relative Response Factor of less than 0.05.
167051	Volatile Organic Analytes	SW-846:8260B	GU06050G12R101-EQB	All Target Analytes	UJ	V14b The matrix spike and/or the matrix spike duplicate analysis was not performed on a sample associated with a LANL request number.
167051	Volatile Organic Analytes	SW-846:8260B	GU06050G12R101-EQB	Acetonitrile Acrolein Methyl-1-propanol[2-] Propionitrile	UJ	V7b The affected analytes were analyzed with a Relative Response Factor of less than 0.05.
167051	Volatile Organic Analytes	SW-846:8260B	GU06050G12R101-EQB	Acrolein	UJ	VWQ9 Calibration Verification %Difference was greater than the acceptance criteria but less than 60%.
167053	Semivolatile Organic Analytes	SW-846:8270C	GU06060G12R101	Benzidine	R	SV12a The Laboratory Control Sample percent recovery was less than 10%.
167053	Semivolatile Organic Analytes	SW-846:8270C	GU06060G12R101	Benzidine Hexachlorobutadiene	UJ	SWQ1 Relative percent difference of the Matrix Spike/Matrix Spike Duplicate is greater than the acceptance criteria.
167053	Semivolatile Organic Analytes	SW-846:8270C	GU06060G12R101	Di-n-octylphthalate	UJ	SWQ3 The spike percent recovery value is greater than 10% and less than the lower acceptance limit, which indicates a potential low bias in the results.
167053	Semivolatile Organic Analytes	SW-846:8260B	GU06060G12R101	Butanol[1-]	UJ	V7b The affected analytes were analyzed with a Relative Response Factor of less than 0.05.
167053	Volatile Organic Analytes	SW-846:8260B	GU06060G12R101	Acetone	J+	VWQ2 The spike percent recovery value is greater than or equal to the upper acceptance limit but and the result is a detect, which indicates a potential high bias in the sample results.
167053	Volatile Organic Analytes	SW-846:8260B	GU06060G12R101	Acetone	J+	VWQ9 Calibration Verification %Difference was greater than the acceptance criteria but less than 60%.
167053	Volatile Organic Analytes	SW-846:8260B	GU06060G12R101	Dioxane[1,4-]	R	V7b The affected analytes were analyzed with a Relative Response Factor of less than 0.05.
167053	Volatile Organic Analytes	SW-846:8260B	GU06060G12R101	Acetonitrile Methyl-1-propanol[2-] Propionitrile	UJ	V7b The affected analytes were analyzed with a Relative Response Factor of less than 0.05.
167055	Semivolatile Organic Analytes	SW-846:8260B	GU06060G12R101-FTB	Butanol[1-]	R	V7b The affected analytes were analyzed with a Relative Response Factor of less than 0.05.
167055	Volatile Organic Analytes	SW-846:8260B	GU06060G12R101-FTB	Dioxane[1,4-]	R	V7b The affected analytes were analyzed with a Relative Response Factor of less than 0.05.
167055	Volatile Organic Analytes	SW-846:8260B	GU06060G12R101-FTB	All Target Analytes	UJ	V14b The matrix spike and/or the matrix spike duplicate analysis was not performed on a sample associated with a LANL request number.

Table D-4 (continued)

Request	Suite	Method	Sample	Analyte	Flag	Reason Code/Explanation
167055	Volatile Organic Analytes	SW-846:8260B	GU06060G12R101-FTB	Acetonitrile Acrolein Methyl-1-propanol[2-] Propionitrile	UJ	V7b The affected analytes were analyzed with a Relative Response Factor of less than 0.05.
167055	Volatile Organic Analytes	SW-846:8260B	GU06060G12R101-FTB	Acrolein	UJ	VWQ9 Calibration Verification %Difference was greater than the acceptance criteria but less than 60%.
167125	General Inorganic	EPA:351.2	GF06050G12R201	Total Kjeldahl Nitrogen	J	I10 The duplicate sample Relative Percent Difference is greater than the advisory limit and the sample result is a detect. Manual review is suggested to determine the source of the difference between analyses.
167125	General Inorganic	EPA:150.1	GF06050G12R201	pH	J	I9 The holding time is exceeded. Positive results may be biased low and nondetected analytes may be false negatives. An evaluation of the data with respect to the technical implications of exceeding the holding time is recommended. Factors to consider include sample preservation; sample storage practices; data use; levels of contamination found in the sample; and the physical, chemical, and biological stability of the target analytes in the sample matrix.
167125	General Inorganic	SW-846:6010B	GF06050G12R201	Silicon Dioxide	J-	I3a The spike percent recovery value is greater than 30% and less than the lower acceptance limit (75%), and the sample result is a detect, which indicates a potential low bias in the results.
167125	General Inorganic	EPA:351.2	GF06050G12R201	Total Kjeldahl Nitrogen	U	I4a In comparison with the preparation blank, the sample result is greater than the Estimated Detection Limit but less than or equal to five times the concentration of the related analyte in the blank.
167125	General Inorganic	EPA:335.3	GF06050G12R201	Cyanide (Total)	UJ	IWQ2 Negative blank samples results were greater than the Method Detection Limit.
167125	General Inorganic	EPA:351.2	GU06050G12R201	Total Kjeldahl Nitrogen	J	I10 The duplicate sample Relative Percent Difference is greater than the advisory limit and the sample result is a detect. Manual review is suggested to determine the source of the difference between analyses.
167125	General Inorganic	EPA:150.1	GU06050G12R201	pH	J	I9 The holding time is exceeded. Positive results may be biased low and nondetected analytes may be false negatives. An evaluation of the data with respect to the technical implications of exceeding the holding time is recommended. Factors to consider include sample preservation; sample storage practices; data use; levels of contamination found in the sample; and the physical, chemical, and biological stability of the target analytes in the sample matrix.
167125	General Inorganic	SW-846:6010B	GU06050G12R201	Silicon Dioxide	J-	I3a The spike percent recovery value is greater than 30% and less than the lower acceptance limit (75%), and the sample result is a detect, which indicates a potential low bias in the results.
167125	General Inorganic	EPA:351.2	GU06050G12R201	Total Kjeldahl Nitrogen	U	I4a In comparison with the preparation blank, the sample result is greater than the Estimated Detection Limit but less than or equal to five times the concentration of the related analyte in the blank.
167125	General Inorganic	EPA:335.3	GU06050G12R201	Cyanide (Total)	UJ	IWQ2 Negative blank samples results were greater than the Method Detection Limit.
167125	High Explosives	SW-846:8321A_MOD	GU06050G12R201	All Target Analytes	UJ	LH1 The holding time is exceeded for sample analysis.
167125	High Explosives	SW-846:8321A_MOD	GU06050G12R201	Nitrotoluene[3-] Nitrotoluene[4-]	UJ	LI4 The initial calibration slope or Response Factor criteria were not met.
167125	High Explosives	SW-846:8321A_MOD	GU06050G12R201	Tetryl	UJ	LL3 The Laboratory Control Sample %Recovery failed low.
167125	High Explosives	SW-846:8321A_MOD	GU06050G12R201	All Target Analytes	UJ	LMS1 An applicable Matrix Spike/Matrix Spike Duplicate analysis was not performed.

Table D-4 (continued)

Request	Suite	Method	Sample	Analyte	Flag	Reason Code/Explanation
167125	Metals	SW-846:6020	GU06050G12R201	Chromium Zinc Nickel	U	I4a In comparison with the preparation blank, the sample result is greater than the Estimated Detection Limit but less than or equal to five times the concentration of the related analyte in the blank.
167125	Pesticides PCBs	SW-846:8082	GU06050G12R201	Aroclor-1242	U	P4 The sample result is a detect but less than 5 times the concentration of the related analyte in the blank, which indicates that the reported detection is considered indistinguishable from blank contamination.
167125	Radionuclides	EPA:900	GF06050G12R201	Gross alpha	J-	R3c The matrix spike %Recovery value is less than the lower limit and the sample result is less than the Minimum Detectable Activity.
167125	Radionuclides	EPA:900 HASL-300:ISOPU	GU06050G12R201	Gross beta Plutonium-238	J	RWQ2 Result values are less than 3 times the Minimum Detectable Concentration.
167125	Radionuclides	EPA:900	GU06050G12R201	Gross alpha	J-	R3a The matrix spike %Recovery value is less than the lower limit and the sample result is greater than the Minimum Detectable Activity.
167125	Semivolatile Organic Analytes	SW-846:8270C	GU06060G12R201	Benzidine	R	SV12a The Laboratory Control Sample percent recovery was less than 10%.
167125	Semivolatile Organic Analytes	SW-846:8260B	GU06060G12R201	Butanol[1-]	R	V7b The affected analytes were analyzed with a Relative Response Factor of less than 0.05.
167125	Semivolatile Organic Analytes	SW-846:8270C	GU06060G12R201	Benzidine Hexachlorobutadiene	UJ	SWQ1 Relative percent difference of the Matrix Spike/Matrix Spike Duplicate is greater than the acceptance criteria.
167125	Semivolatile Organic Analytes	SW-846:8270C	GU06060G12R201	Di-n-octylphthalate	UJ	SWQ3 The spike percent recovery value is greater than 10% and less than the lower acceptance limit, which indicates a potential low bias in the results.
167125	Semivolatile Organic Analytes	SW-846:8260B	GU06060G12R201	Butanol[1-]	UJ	VWQ1 Relative percent difference of the Matrix Spike/Matrix Spike Duplicate is greater than the acceptance criteria.
167125	Semivolatile Organic Analytes	SW-846:8260B	GU06060G12R201	Butanol[1-]	UJ	VWQ9 Calibration Verification %Difference was greater than the acceptance criteria but less than 60%.
167125	Volatile Organic Analytes	SW-846:8260B	GU06060G12R201	Acetone	J	VWQ1 Relative percent difference of the Matrix Spike/Matrix Spike Duplicate is greater than the acceptance criteria.
167125	Volatile Organic Analytes	SW-846:8260B	GU06060G12R201	Dioxane[1,4-] Methyl-1-propanol[2-]	R	V7b The affected analytes were analyzed with a Relative Response Factor of less than 0.05.
167125	Volatile Organic Analytes	SW-846:8260B	GU06060G12R201	Acetonitrile Acrolein Propionitrile	UJ	V7b The affected analytes were analyzed with a Relative Response Factor of less than 0.05.

Table D-4 (continued)

Request	Suite	Method	Sample	Analyte	Flag	Reason Code/Explanation
167125	Volatile Organic Analytes	SW-846:8260B	GU06060G12R201	Acetonitrile Butylbenzene[n-] Butylbenzene[sec-] Butylbenzene[tert-] Carbon Disulfide Carbon Tetrachloride Chloroethane Chloromethane Dichlorodifluoromethane Dichloroethene[1,1-] Dichloroethene[trans-1,2-] Dichloropropane[2,2-] Dichloropropene[1,1-] Ethylbenzene Hexachlorobutadiene Isopropylbenzene Isopropyltoluene[4-] Propylbenzene[1-] Tetrachloroethene Toluene Trichloroethane[1,1,1-] Trichloroethene Trichlorofluoromethane Trimethylbenzene[1,3,5-] Vinyl Chloride Xylene[1,3-]+Xylene[1,4-]	UJ	VWQ1 Relative percent difference of the Matrix Spike/Matrix Spike Duplicate is greater than the acceptance criteria.
167133	Semivolatile Organic Analytes	SW-846:8260B	GU06060G12R201-FTB	Butanol[1-]	R	V7b The affected analytes were analyzed with a Relative Response Factor of less than 0.05.
167133	Semivolatile Organic Analytes	SW-846:8260B	GU06060G12R201-FTB	Butanol[1-] Diethyl Ether	UJ	V14b The matrix spike and/or the matrix spike duplicate analysis was not performed on a sample associated with a LANL request number.
167133	Volatile Organic Analytes	SW-846:8260B	GU06060G12R201-FTB	Acetone	J	V14b The matrix spike and/or the matrix spike duplicate analysis was not performed on a sample associated with a LANL request number.
167133	Volatile Organic Analytes	SW-846:8260B	GU06060G12R201-FTB	Acetone	J+	VWQ9 Calibration Verification %Difference was greater than the acceptance criteria but less than 60%.
167133	Volatile Organic Analytes	SW-846:8260B	GU06060G12R201-FTB	Dioxane[1,4-]	R	V7b The affected analytes were analyzed with a Relative Response Factor of less than 0.05.
167133	Volatile Organic Analytes	SW-846:8260B	GU06060G12R201-FTB	All Target Analytes	UJ	V14b The matrix spike and/or the matrix spike duplicate analysis was not performed on a sample associated with a LANL request number.
167133	Volatile Organic Analytes	SW-846:8260B	GU06060G12R201-FTB	Acetonitrile Acrolein Methyl-1-propanol[2-] Propionitrile	UJ	V7b The affected analytes were analyzed with a Relative Response Factor of less than 0.05.

Table D-4 (continued)

Request	Suite	Method	Sample	Analyte	Flag	Reason Code/Explanation
167133	Volatile Organic Analytes	SW-846:8260B	GU06060G12R201-FTB	Acrolein	UJ	VWQ9 Calibration Verification %Difference was greater than the acceptance criteria but less than 60%.
167148	General Inorganic	EPA:150.1	GF060600P12301 GF060600PMSC01	pH	J	I9 The holding time is exceeded. Positive results may be biased low and nondetected analytes may be false negatives. An evaluation of the data with respect to the technical implications of exceeding the holding time is recommended. Factors to consider include sample preservation; sample storage practices; data use; levels of contamination found in the sample; and the physical, chemical, and biological stability of the target analytes in the sample matrix.
167148	General Inorganic	SW-846:6010B	GF060600P12301 GF060600PMSC01	Silicon Dioxide	J-	I3a The spike percent recovery value is greater than 30% and less than the lower acceptance limit (75%), and the sample result is a detect, which indicates a potential low bias in the results.
167148	General Inorganic	EPA:350.1	GU060600PMSC01	Ammonia as Nitrogen	JN-	IWQ2 Negative blank samples results were greater than the Method Detection Limit.
167148	High Explosives	SW-846:8321A_MOD	GU060600P12301	Tetryl	R	LMS3 The Matrix Spike/Matrix Spike Duplicate %Recovery failed low.
167148	High Explosives	SW-846:8321A_MOD	GU060600P12301	Nitrotoluene[4-]	UJ	LC3 The Continuing Calibration Verification %Difference failed low.
167148	High Explosives	SW-846:8321A_MOD	GU060600P12301	All Target Analytes	UJ	LH1 The holding time is exceeded for sample analysis.
167148	High Explosives	SW-846:8321A_MOD	GU060600P12301	Trinitrobenzene[1,3,5-]	UJ	LMS3 The Matrix Spike/Matrix Spike Duplicate %Recovery failed low.
167148	High Explosives	SW-846:8321A_MOD	GU060600P12301	Amino-4,6-dinitrotoluene[2-] Tetryl	UJ	LMS4 Relative percent difference of the Matrix Spike/Matrix Spike Duplicate is greater than the acceptance criteria or the recoveries fail both high and low.
167148	High Explosives	SW-846:8321A_MOD	GU060600PMSC01	Tetryl	R	LMS3 The Matrix Spike/Matrix Spike Duplicate %Recovery failed low.
167148	High Explosives	SW-846:8321A_MOD	GU060600PMSC01	Nitrotoluene[4-]	UJ	LC3 The Continuing Calibration Verification %Difference failed low.
167148	High Explosives	SW-846:8321A_MOD	GU060600PMSC01	All Target Analytes	UJ	LH1 The holding time is exceeded for sample analysis.
167148	High Explosives	SW-846:8321A_MOD	GU060600PMSC01	Nitrotoluene[3-] Nitrotoluene[4-]	UJ	LI4 The initial calibration slope or Response Factor criteria were not met.
167148	High Explosives	SW-846:8321A_MOD	GU060600PMSC01	Dinitrobenzene[1,3-] HMX Nitrobenzene RDX Tetryl Trinitrobenzene[1,3,5-]	UJ	LIS1 The Internal Standard area count failed high.
167148	High Explosives	SW-846:8321A_MOD	GU060600PMSC01	Dinitrobenzene[1,3-] Tetryl	UJ	LL3 The Laboratory Control Sample %Recovery failed low.
167148	High Explosives	SW-846:8321A_MOD	GU060600PMSC01	Trinitrobenzene[1,3,5-]	UJ	LMS3 The Matrix Spike/Matrix Spike Duplicate %Recovery failed low.
167148	High Explosives	SW-846:8321A_MOD	GU060600PMSC01	Amino-4,6-dinitrotoluene[2-] Tetryl	UJ	LMS4 Relative percent difference of the Matrix Spike/Matrix Spike Duplicate is greater than the acceptance criteria or the recoveries fail both high and low.

Table D-4 (continued)

Request	Suite	Method	Sample	Analyte	Flag	Reason Code/Explanation
167148	Metals	SW-846:6010B SW-846:6020	GF060600P12301	Iron Thallium	U	I4a In comparison with the preparation blank, the sample result is greater than the Estimated Detection Limit but less than or equal to five times the concentration of the related analyte in the blank.
167148	Metals	SW-846:6020 SW-846:6010B SW-846:6020	GF060600PMSC01	Antimony Iron Nickel	U	I4a In comparison with the preparation blank, the sample result is greater than the Estimated Detection Limit but less than or equal to five times the concentration of the related analyte in the blank.
167148	Pesticides PCBs	SW-846:8082	GU060600P12301	Aroclor-1242 Aroclor-1254 Aroclor-1260	J	PWQ2 Relative percent difference of the Matrix Spike/Matrix Spike Duplicate is greater than the acceptance criteria.
167148	Pesticides PCBs	SW-846:8082	GU060600P12301	Aroclor-1242	U	P4 The sample result is a detect but less than 5 times the concentration of the related analyte in the blank, which indicates that the reported detection is considered indistinguishable from blank contamination.
167148	Pesticides PCBs	SW-846:8082	GU060600P12301	Aroclor-1016 Aroclor-1221 Aroclor-1232 Aroclor-1248 Aroclor-1262	UJ	PWQ2 Relative percent difference of the Matrix Spike/Matrix Spike Duplicate is greater than the acceptance criteria.
167148	Pesticides PCBs	SW-846:8082	GU060600PMSC01	Aroclor-1242	J	PWQ2 Relative percent difference of the Matrix Spike/Matrix Spike Duplicate is greater than the acceptance criteria.
167148	Pesticides PCBs	SW-846:8082	GU060600PMSC01	Aroclor-1242	U	P4 The sample result is a detect but less than 5 times the concentration of the related analyte in the blank, which indicates that the reported detection is considered indistinguishable from blank contamination.
167148	Pesticides PCBs	SW-846:8082	GU060600PMSC01	Aroclor-1016 Aroclor-1221 Aroclor-1232 Aroclor-1248 Aroclor-1254 Aroclor-1260 Aroclor-1262	UJ	PWQ2 Relative percent difference of the Matrix Spike/Matrix Spike Duplicate is greater than the acceptance criteria.
167148	Radionuclides	HASL-300:AM-241	GF060600P12301	Americium-241	J	RWQ2 Result values are less than 3 times the Minimum Detectable Concentration.
167148	Semivolatile Organic Analytes	SW-846:8270C	GU060600P12301	Benzidine Benzoic Acid	R	SWQ4 The spike percent recovery value is less than 10% which increases the potential for false negatives being reported. This could be caused by analytical interferences.
167148	Semivolatile Organic Analytes	SW-846:8270C	GU060600P12301	All Target Analytes	UJ	SWQ1 Relative percent difference of the Matrix Spike/Matrix Spike Duplicate is greater than the acceptance criteria.
167148	Semivolatile Organic Analytes	SW-846:8270C	GU060600P12301	All Target Analytes	UJ	SWQ3 The spike percent recovery value is greater than 10% and less than the lower acceptance limit, which indicates a potential low bias in the results.
167148	Semivolatile Organic Analytes	SW-846:8270C	GU060600P12301	Atrazine Benzidine Nitroaniline[3-] Nitroaniline[4-]	UJ	SWQ9 Calibration Verification %Difference was greater than the acceptance criteria but less than 60%.

Table D-4 (continued)

Request	Suite	Method	Sample	Analyte	Flag	Reason Code/Explanation
167148	Semivolatile Organic Analytes	SW-846:8270C	GU060600PMSC01	Benzoic Acid Chloro-3-methylphenol[4-] Chlorophenol[2-] Dichlorophenol[2,4-] Dimethylphenol[2,4-] Dinitro-2-methylphenol[4,6-] Dinitrophenol[2,4-] Dinoseb Methylphenol[2-] Methylphenol[3-,4-] Nitrophenol[2-] Nitrophenol[4-] Pentachlorophenol Phenol Tetrachlorophenol[2,3,4,6-] Trichlorophenol[2,4,5-] Trichlorophenol[2,4,6-]	R	SV3d The result is a nondetect and a surrogate in the related fraction is less than 10% Recovery, which indicates a greatly increased potential for false negative results.
167148	Semivolatile Organic Analytes	SW-846:8270C	GU060600PMSC01	Benzidine Benzoic Acid	R	SWQ4 The spike percent recovery value is less than 10% which increases the potential for false negatives being reported. This could be caused by analytical interferences.
167148	Semivolatile Organic Analytes	SW-846:8270C	GU060600PMSC01	All Target Analytes	UJ	SWQ1 Relative percent difference of the Matrix Spike/Matrix Spike Duplicate is greater than the acceptance criteria.
167148	Semivolatile Organic Analytes	SW-846:8270C	GU060600PMSC01	All Target Analytes	UJ	SWQ3 The spike percent recovery value is greater than 10% and less than the lower acceptance limit, which indicates a potential low bias in the results.
167148	Semivolatile Organic Analytes	SW-846:8270C	GU060600PMSC01	Atrazine Benzidine Nitroaniline[3-]	UJ	SWQ9 Calibration Verification %Difference was greater than the acceptance criteria but less than 60%.
167148	Semivolatile Organic Analytes	SW-846:8270C	GU060600PMSC01	Nitroaniline[4-]	UJ	SWQ9 Calibration Verification %Difference was greater than the acceptance criteria but less than 60%.
167148	Volatile Organic Analytes	SW-846:8260B	GU060600P12301	Dioxane[1,4-]	R	V7b The affected analytes were analyzed with a Relative Response Factor of less than 0.05.
167148	Volatile Organic Analytes	SW-846:8260B	GU060600P12301	Acetone	U	V4 The sample result is less than or equal to 5 times (10 times for acetone, methylene chloride, and 2-butanone) the concentration of the related analyte in the method blank, which indicates the reported detection is considered indistinguishable from contamination in the blank.
167148	Volatile Organic Analytes	SW-846:8260B	GU060600P12301	Acetonitrile Acrolein Methyl-1-propanol[2-] Propionitrile	UJ	V7b The affected analytes were analyzed with a Relative Response Factor of less than 0.05.
167148	Volatile Organic Analytes	SW-846:8260B	GU060600P12301	Acrolein	UJ	VWQ9 Calibration Verification %Difference was greater than the acceptance criteria but less than 60%.

Table D-4 (continued)

Request	Suite	Method	Sample	Analyte	Flag	Reason Code/Explanation
167148	Volatile Organic Analytes	SW-846:8260B	GU060600P12301-FTB	Acetone	J+	VWQ9 Calibration Verification %Difference was greater than the acceptance criteria but less than 60%.
167148	Volatile Organic Analytes	SW-846:8260B	GU060600P12301-FTB	Dioxane[1,4-]	R	V7b The affected analytes were analyzed with a Relative Response Factor of less than 0.05.
167148	Volatile Organic Analytes	SW-846:8260B	GU060600P12301-FTB	Acetonitrile Acrolein Methyl-1-propanol[2-] Propionitrile	UJ	V7b The affected analytes were analyzed with a Relative Response Factor of less than 0.05.
167148	Volatile Organic Analytes	SW-846:8260B	GU060600P12301-FTB	Acrolein	UJ	VWQ9 Calibration Verification %Difference was greater than the acceptance criteria but less than 60%.
167148	Volatile Organic Analytes	SW-846:8260B	GU060600PMSC01	Dioxane[1,4-]	R	V7b The affected analytes were analyzed with a Relative Response Factor of less than 0.05.
167148	Volatile Organic Analytes	SW-846:8260B	GU060600PMSC01	Acetone	U	V4 The sample result is less than or equal to 5 times (10 times for acetone, methylene chloride, and 2-butanone) the concentration of the related analyte in the method blank, which indicates the reported detection is considered indistinguishable from contamination in the blank.
167148	Volatile Organic Analytes	SW-846:8260B	GU060600PMSC01	Acetonitrile Acrolein Methyl-1-propanol[2-] Propionitrile	UJ	V7b The affected analytes were analyzed with a Relative Response Factor of less than 0.05.
167148	Volatile Organic Analytes	SW-846:8260B	GU060600PMSC01	Acrolein	UJ	VWQ9 Calibration Verification %Difference was greater than the acceptance criteria but less than 60%.
167148	Volatile Organic Analytes	SW-846:8260B	GU060600PMSC01-FTB	Acetone	J+	VWQ9 Calibration Verification %Difference was greater than the acceptance criteria but less than 60%.
167148	Volatile Organic Analytes	SW-846:8260B	GU060600PMSC01-FTB	Dioxane[1,4-]	R	V7b The affected analytes were analyzed with a Relative Response Factor of less than 0.05.
167148	Volatile Organic Analytes	SW-846:8260B	GU060600PMSC01-FTB	Acetone	U	V4 The sample result is less than or equal to 5 times (10 times for acetone, methylene chloride, and 2-butanone) the concentration of the related analyte in the method blank, which indicates the reported detection is considered indistinguishable from contamination in the blank.
167148	Volatile Organic Analytes	SW-846:8260B	GU060600PMSC01-FTB	Acetonitrile Acrolein Methyl-1-propanol[2-] Propionitrile	UJ	V7b The affected analytes were analyzed with a Relative Response Factor of less than 0.05.
167148	Volatile Organic Analytes	SW-846:8260B	GU060600PMSC01-FTB	Acrolein	UJ	VWQ9 Calibration Verification %Difference was greater than the acceptance criteria but less than 60%.
167206	Semivolatile Organic Analytes	SW-846:8270C	GU06060G12R302	Benzidine	R	SV12a The Laboratory Control Sample percent recovery was less than 10%.

Table D-4 (continued)

Request	Suite	Method	Sample	Analyte	Flag	Reason Code/Explanation
167206	Semivolatile Organic Analytes	SW-846:8260B	GU06060G12R302	Butanol[1-]	R	V7b The affected analytes were analyzed with a Relative Response Factor of less than 0.05.
167206	Semivolatile Organic Analytes	SW-846:8270C	GU06060G12R302	Benzidine	UJ	SWQ1 Relative percent difference of the Matrix Spike/Matrix Spike Duplicate is greater than the acceptance criteria.
167206	Semivolatile Organic Analytes	SW-846:8270C	GU06060G12R302	Di-n-octylphthalate Hexachlorocyclopentadiene	UJ	SWQ3 The spike percent recovery value is greater than 10% and less than the lower acceptance limit, which indicates a potential low bias in the results.
167206	Semivolatile Organic Analytes	SW-846:8270C	GU06060G12R302	Chloroaniline[4-]	UJ	SWQ9 Calibration Verification %Difference was greater than the acceptance criteria but less than 60%.
167206	Semivolatile Organic Analytes	SW-846:8260B	GU06060G12R302	Butanol[1-]	UJ	VWQ1 Relative percent difference of the Matrix Spike/Matrix Spike Duplicate is greater than the acceptance criteria.
167206	Semivolatile Organic Analytes	SW-846:8260B	GU06060G12R302	Butanol[1-]	UJ	VWQ9 Calibration Verification %Difference was greater than the acceptance criteria but less than 60%.
167206	Volatile Organic Analytes	SW-846:8260B	GU06060G12R302	Acetone	J	VWQ1 Relative percent difference of the Matrix Spike/Matrix Spike Duplicate is greater than the acceptance criteria.
167206	Volatile Organic Analytes	SW-846:8260B	GU06060G12R302	Acetone	J+	VWQ2 The spike percent recovery value is greater than or equal to the upper acceptance limit but and the result is a detect, which indicates a potential high bias in the sample results.
167206	Volatile Organic Analytes	SW-846:8260B	GU06060G12R302	Dioxane[1,4-] Methyl-1-propanol[2-]	R	V7b The affected analytes were analyzed with a Relative Response Factor of less than 0.05.
167206	Volatile Organic Analytes	SW-846:8260B	GU06060G12R302	Acetone	U	V4 The sample result is less than or equal to 5 times (10 times for acetone, methylene chloride, and 2-butanone) the concentration of the related analyte in the method blank, which indicates the reported detection is considered indistinguishable from contamination in the blank.
167206	Volatile Organic Analytes	SW-846:8260B	GU06060G12R302	Acetonitrile Acrolein Propionitrile	UJ	V7b The affected analytes were analyzed with a Relative Response Factor of less than 0.05.

Table D-4 (continued)

Request	Suite	Method	Sample	Analyte	Flag	Reason Code/Explanation
167206	Volatile Organic Analytes	SW-846:8260B	GU06060G12R302	Acetonitrile Butanone[2-] Butylbenzene[n-] Butylbenzene[sec-] Butylbenzene[tert-] Carbon Disulfide Carbon Tetrachloride Chloroethane Chloromethane Dichlorodifluoromethane Dichloroethene[1,1-] Dichloroethene[trans-1,2-] Dichloropropane[2,2-] Dichloropropene[1,1-] Ethylbenzene Hexachlorobutadiene Isopropylbenzene Isopropyltoluene[4-] Propylbenzene[1-] Tetrachloroethene Toluene Trichloroethane[1,1,1-] Trichloroethene Trichlorofluoromethane Trimethylbenzene[1,3,5-] Vinyl Chloride Xylene[1,3-]+Xylene[1,4-]	UJ	VWQ1 Relative percent difference of the Matrix Spike/Matrix Spike Duplicate is greater than the acceptance criteria.
167207	Semivolatile Organic Analytes	SW-846:8260B	GU06060G12R302-FTB	Butanol[1-]	R	V7b The affected analytes were analyzed with a Relative Response Factor of less than 0.05.
167207	Semivolatile Organic Analytes	SW-846:8260B	GU06060G12R302-FTB	Butanol[1-] Diethyl Ether	UJ	V14b The matrix spike and/or the matrix spike duplicate analysis was not performed on a sample associated with a LANL request number.
167207	Volatile Organic Analytes	SW-846:8260B	GU06060G12R302-FTB	Acetone	J	V14b The matrix spike and/or the matrix spike duplicate analysis was not performed on a sample associated with a LANL request number.
167207	Volatile Organic Analytes	SW-846:8260B	GU06060G12R302-FTB	Acetone	J+	VWQ9 Calibration Verification %Difference was greater than the acceptance criteria but less than 60%.
167207	Volatile Organic Analytes	SW-846:8260B	GU06060G12R302-FTB	Dioxane[1,4-] Methyl-1-propanol[2-]	R	V7b The affected analytes were analyzed with a Relative Response Factor of less than 0.05.
167207	Volatile Organic Analytes	SW-846:8260B	GU06060G12R302-FTB	All Target Analytes	UJ	V14b The matrix spike and/or the matrix spike duplicate analysis was not performed on a sample associated with a LANL request number.

Table D-4 (continued)

Request	Suite	Method	Sample	Analyte	Flag	Reason Code/Explanation
167207	Volatile Organic Analytes	SW-846:8260B	GU06060G12R302-FTB	Acetonitrile Acrolein Propionitrile	UJ	V7b The affected analytes were analyzed with a Relative Response Factor of less than 0.05.
167207	Volatile Organic Analytes	SW-846:8260B	GU06060G12R302-FTB	Dioxane[1,4-]	UJ	VWQ9 Calibration Verification %Difference was greater than the acceptance criteria but less than 60%.
167210	General Inorganic	SW-846:6010B	GF06060G12R301	Silicon Dioxide	J	I3a The spike percent recovery value is greater than 30% and less than the lower acceptance limit (75%), and the sample result is a detect, which indicates a potential low bias in the results.
167210	General Inorganic	EPA:150.1	GF06060G12R301	pH	J	I9 The holding time is exceeded. Positive results may be biased low and nondetected analytes may be false negatives. An evaluation of the data with respect to the technical implications of exceeding the holding time is recommended. Factors to consider include sample preservation; sample storage practices; data use; levels of contamination found in the sample; and the physical, chemical, and biological stability of the target analytes in the sample matrix.
167210	General Inorganic	EPA:350.1 EPA:351.2	GF06060G12R301	Ammonia as Nitrogen Total Kjeldahl Nitrogen	U	I4a In comparison with the preparation blank, the sample result is greater than the Estimated Detection Limit but less than or equal to five times the concentration of the related analyte in the blank.
167210	General Inorganic	EPA:335.3	GF06060G12R301	Cyanide (Total)	UJ	IWQ2 Negative blank samples results were greater than the Method Detection Limit.
167210	General Inorganic	SW-846:6010B	GU06060G12R301	Silicon Dioxide	J	I3a The spike percent recovery value is greater than 30% and less than the lower acceptance limit (75%), and the sample result is a detect, which indicates a potential low bias in the results.
167210	General Inorganic	EPA:150.1	GU06060G12R301	pH	J	I9 The holding time is exceeded. Positive results may be biased low and nondetected analytes may be false negatives. An evaluation of the data with respect to the technical implications of exceeding the holding time is recommended. Factors to consider include sample preservation; sample storage practices; data use; levels of contamination found in the sample; and the physical, chemical, and biological stability of the target analytes in the sample matrix.
167210	General Inorganic	EPA:350.1 EPA:351.2	GU06060G12R301	Ammonia as Nitrogen Total Kjeldahl Nitrogen	U	I4a In comparison with the preparation blank, the sample result is greater than the Estimated Detection Limit but less than or equal to five times the concentration of the related analyte in the blank.
167210	General Inorganic	EPA:335.3	GU06060G12R301	Cyanide (Total)	UJ	IWQ2 Negative blank samples results were greater than the Method Detection Limit.
167210	High Explosives	SW-846:8321A_MOD	GU06060G12R301	Trinitrobenzene[1,3,5-] Trinitrotoluene[2,4,6-]	UJ	LC3 The Continuing Calibration Verification %Difference failed low.
167210	High Explosives	SW-846:8321A_MOD	GU06060G12R301	All Target Analytes	UJ	LH1 The holding time is exceeded for sample analysis.
167210	High Explosives	SW-846:8321A_MOD	GU06060G12R301	Nitrotoluene[3-] Nitrotoluene[4-]	UJ	LI4 The initial calibration slope or Response Factor criteria were not met.
167210	High Explosives	SW-846:8321A_MOD	GU06060G12R301	Dinitrobenzene[1,3-] HMX Nitrobenzene RDX Tetryl Trinitrobenzene[1,3,5-]	UJ	LIS1 The Internal Standard area count failed high.
167210	High Explosives	SW-846:8321A_MOD	GU06060G12R301	Trinitrobenzene[1,3,5-] Trinitrotoluene[2,4,6-]	UJ	LIV3 The Initial Calibration Verification %Difference failed low.
167210	High Explosives	SW-846:8321A_MOD	GU06060G12R301	Tetryl	UJ	LL3 The Laboratory Control Sample %Recovery failed low.

Table D-4 (continued)

Request	Suite	Method	Sample	Analyte	Flag	Reason Code/Explanation
167210	High Explosives	SW-846:8321A_MOD	GU06060G12R301	PETN Tetryl Trinitrobenzene[1,3,5-] Trinitrotoluene[2,4,6-]	UJ	LL4 The Laboratory Control Sample %Recovery failed both high and low, or the Laboratory Control Sample/Laboratory Control Sample Duplicate Relative Percent Difference failed to meet criteria.
167210	High Explosives	SW-846:8321A_MOD	GU06060G12R301	All Target Analytes	UJ	LMS1 An applicable Matrix Spike/Matrix Spike Duplicate analysis was not performed.
167210	Metals	SW-846:6010B	GF06060G12R301	Zinc	U	I4a In comparison with the preparation blank, the sample result is greater than the Estimated Detection Limit but less than or equal to five times the concentration of the related analyte in the blank.
167210	Radionuclides	EPA:900	GF06060G12R301	Gross beta	J	RWQ2 Result values are less than 3 times the Minimum Detectable Concentration.
167210	Radionuclides	EPA:900	GF06060G12R301	Gross alpha	J-	R3c The matrix spike %Recovery value is less than the lower limit and the sample result is less than the Minimum Detectable Activity.
167210	Radionuclides	HASL-300:ISOPU	GF06060G12R301	Plutonium-239/240	R	RWQ3 Less than the negative Minimum Detectable Concentration.
167210	Radionuclides	EPA:900 EPA:900 HASL-300:ISOU	GU06060G12R301	Gross alpha Gross beta Uranium-235/236	J	RWQ2 Result values are less than 3 times the Minimum Detectable Concentration.
167210	Radionuclides	EPA:900	GU06060G12R301	Gross alpha	J-	R3a The matrix spike %Recovery value is less than the lower limit and the sample result is greater than the Minimum Detectable Activity.
167577	General Inorganic	EPA:160.2	GU060700E12305	Suspended Sediment Concentration	J	I9 The holding time is exceeded. Positive results may be biased low and nondetected analytes may be false negatives. An evaluation of the data with respect to the technical implications of exceeding the holding time is recommended. Factors to consider include sample preservation; sample storage practices; data use; levels of contamination found in the sample; and the physical, chemical, and biological stability of the target analytes in the sample matrix.
167577	General Inorganic	EPA:335.3	GU060700E12305	Cyanide (Total) Cyanide, Amenable	UJ	I9 The holding time is exceeded. Positive results may be biased low and nondetected analytes may be false negatives. An evaluation of the data with respect to the technical implications of exceeding the holding time is recommended. Factors to consider include sample preservation; sample storage practices; data use; levels of contamination found in the sample; and the physical, chemical, and biological stability of the target analytes in the sample matrix.
167577	General Inorganic	EPA:335.3	GU060700E12305	Cyanide (Total)	UJ	IWQ2 Negative blank samples results were greater than the Method Detection Limit.
167577	Metals	EPA:200.8	GF060700E12305	Chromium	J	I16 Relative percent difference is greater than 10% in the serial dilution sample.
167577	Metals	EPA:200.8	GF060700E12305	Thallium	U	I4a In comparison with the preparation blank, the sample result is greater than the Estimated Detection Limit but less than or equal to five times the concentration of the related analyte in the blank.
167577	Metals	EPA:200.8	GU060700E12305	Chromium	J	I16 Relative percent difference is greater than 10% in the serial dilution sample.
167577	Pesticides PCBs	EPA:608	GU060700E12305	Aroclor-1221	R	P9 The holding time is exceeded. The data user should conduct a technical evaluation of the data of interest with respect to the impact of exceeding the holding time. Factors to consider include sample preservation, sample storage practices, use of the data, levels of contamination found in the sample, and the physical, chemical, and biological stability of the target analytes in the sample matrix.
167649	General Inorganic	EPA:310.1	GF060700E12303	Alkalinity-CO ₃ +HCO ₃	J	I9 The holding time is exceeded. Positive results may be biased low and nondetected analytes may be false negatives. An evaluation of the data with respect to the technical implications of exceeding the holding time is recommended. Factors to consider include sample preservation; sample storage practices; data use; levels of contamination found in the sample; and the physical, chemical, and biological stability of the target analytes in the sample matrix.
167649	General Inorganic	EPA:310.1	GF060700E12303	Alkalinity-CO ₃	R	I9 The holding time is exceeded. Positive results may be biased low and nondetected analytes may be false negatives. An evaluation of the data with respect to the technical implications of exceeding the holding time is recommended. Factors to consider include sample preservation; sample storage practices; data use; levels of contamination found in the sample; and the physical, chemical, and biological stability of the target analytes in the sample matrix.
167649	General Inorganic	EPA:160.2	GU060700E12303	Suspended Sediment Concentration	J	I9 The holding time is exceeded. Positive results may be biased low and nondetected analytes may be false negatives. An evaluation of the data with respect to the technical implications of exceeding the holding time is recommended. Factors to consider include sample preservation; sample storage practices; data use; levels of contamination found in the sample; and the physical, chemical, and biological stability of the target analytes in the sample matrix.

Table D-4 (continued)

Request	Suite	Method	Sample	Analyte	Flag	Reason Code/Explanation
167649	General Inorganic	EPA:335.3	GU060700E12303	Cyanide (Total) Cyanide, Amenable	UJ	I9 The holding time is exceeded. Positive results may be biased low and nondetected analytes may be false negatives. An evaluation of the data with respect to the technical implications of exceeding the holding time is recommended. Factors to consider include sample preservation; sample storage practices; data use; levels of contamination found in the sample; and the physical, chemical, and biological stability of the target analytes in the sample matrix.
167649	General Inorganic	EPA:335.3	GU060700E12303	Cyanide (Total) Cyanide, Amenable	UJ	IWQ2 Negative blank samples results were greater than the Method Detection Limit.
167649	Pesticides PCBs	EPA:608	GU060700E12303	Aroclor-1254 Aroclor-1260	J	P9 The holding time is exceeded. The data user should conduct a technical evaluation of the data of interest with respect to the impact of exceeding the holding time. Factors to consider include sample preservation, sample storage practices, use of the data, levels of contamination found in the sample, and the physical, chemical, and biological stability of the target analytes in the sample matrix.
167649	Pesticides PCBs	EPA:608	GU060700E12303	Aroclor-1016 Aroclor-1221 Aroclor-1232 Aroclor-1242 Aroclor-1248 Aroclor-1262	R	P9 The holding time is exceeded. The data user should conduct a technical evaluation of the data of interest with respect to the impact of exceeding the holding time. Factors to consider include sample preservation, sample storage practices, use of the data, levels of contamination found in the sample, and the physical, chemical, and biological stability of the target analytes in the sample matrix.

^a U = The analyte is classified as not detected.

^b J = The analyte is classified as detected but the reported concentration value is expected to be more uncertain than usual.

^c UJ = The analyte is classified as not detected, with an expectation that the reported result is more uncertain than usual.

^d J- = The analyte is classified as detected but the reported concentration value is expected to be more uncertain than usual with a potential negative bias.

^e R = The reported sample result is classified as rejected due to serious noncompliances regarding quality control acceptance criteria. The presence or absence of the analyte cannot be verified based on routine validation alone.

^f JN- = Presumptive evidence of the presence of the material at an estimated quantity with a suspected negative bias.

^g J+ = The analyte is classified as detected but the reported concentration value is expected to be more uncertain than usual with a potential positive bias.

This page intentionally left blank.

Appendix E

Screening Results

**Table E-1
Periodic Monitoring Screening Results
Surface Water Radionuclides**

Fid Matrix Code	Location Name	Start Date Time	Analyte	Fid Prep Code	Lab Sample Type Code	Fid Qc Type Code	Symbol	Std Result	Std Uncert	Std Mda	Std UOM	Anyl Meth Code	Lab Qual Code	Concat Flag Code	Concat Reason Code	Prelim Flag	DOE BCG WATER Scr Lvl	DOE BCG WATER Ratio (Result/Scr Level)	NMED Rad Prot Scr Lvl	NMED Rad Prot Ratio (Result/Scr Level)
WP ^a	Mortandad Below Effluent Canyon	06/28/06	Am-241	F ^b	CS ^c	—	—	0.804	0.0601	0.0271	pCi/L	HASL-300:AM-241	—	—	—	N	400	0	20	0.04
WP	Mortandad Below Effluent Canyon	06/28/06	Am-241	UF ^d	CS	—	—	1.38	0.0853	0.0252	pCi/L	HASL-300:AM-241	—	—	—	N	400	0	20	0.07
WS ^e	E-1E	06/28/06	Am-241	F	CS	—	—	3.87	0.215	0.0333	pCi/L	HASL-300:AM-241	—	—	—	N	400	0.01	20	0.19
WS	E-1E	06/28/06	Am-241	UF	CS	—	—	6.9	0.342	0.024	pCi/L	HASL-300:AM-241	—	—	—	N	400	0.02	20	0.35
WP	Mortandad Below Effluent Canyon	06/28/06	Cs-137	F	CS	—	—	9.62	1.56	3.28	pCi/L	EPA:901.1	—	J	RWQ2	N	40	0.24	1000	0.01
WP	Mortandad Below Effluent Canyon	06/28/06	Cs-137	UF	CS	—	—	23.2	1.61	2.87	pCi/L	EPA:901.1	—	—	—	N	40	0.58	1000	0.02
WS	E-1E	06/28/06	Cs-137	F	CS	—	—	33.5	2.2	2.89	pCi/L	EPA:901.1	—	—	—	N	40	0.84	1000	0.03
WS	E-1E	06/28/06	Cs-137	UF	CS	—	—	50.9	2.84	3.19	pCi/L	EPA:901.1	—	—	—	N	40	1.27	1000	0.05
WP	Mortandad below Effluent Canyon	06/28/06	H-3	UF	CS	—	—	2360	92.1	174	pCi/L	EPA:906.0	—	—	—	N	300000000	0	1000000	0
WS	E-1E	06/28/06	H-3	UF	CS	—	—	2070	88.4	176	pCi/L	EPA:906.0	—	—	—	N	300000000	0	1000000	0
WP	Mortandad Below Effluent Canyon	06/28/06	Pu-238	F	CS	—	—	0.431	0.0329	0.0174	pCi/L	HASL-300:ISOPU	—	—	—	N	—	—	20	0.02
WP	Mortandad Below Effluent Canyon	06/28/06	Pu-238	UF	CS	—	—	1.33	0.0702	0.0192	pCi/L	HASL-300:ISOPU	—	—	—	N	—	—	20	0.07
WS	E-1E	06/28/06	Pu-238	F	CS	—	—	2.44	0.132	0.0178	pCi/L	HASL-300:ISOPU	—	—	—	N	—	—	20	0.12
WS	E-1E	06/28/06	Pu-238	UF	CS	—	—	4.39	0.172	0.0164	pCi/L	HASL-300:ISOPU	—	—	—	N	—	—	20	0.22
WP	Mortandad Below Effluent Canyon	06/28/06	Pu-239,240	F	CS	—	—	0.428	0.0317	0.0203	pCi/L	HASL-300:ISOPU	—	—	—	N	200	0	20	0.02
WP	Mortandad Below Effluent Canyon	06/28/06	Pu-239,240	UF	CS	—	—	1.2	0.0647	0.0224	pCi/L	HASL-300:ISOPU	—	—	—	N	200	0.01	20	0.06
WS	E-1E	06/28/06	Pu-239,240	F	CS	—	—	2.76	0.147	0.0208	pCi/L	HASL-300:ISOPU	—	—	—	N	200	0.01	20	0.14
WS	E-1E	06/28/06	Pu-239,240	UF	CS	—	—	5.45	0.208	0.0191	pCi/L	HASL-300:ISOPU	—	—	—	N	200	0.03	20	0.27
WP	Mortandad Below Effluent Canyon	06/28/06	Sr-90	F	CS	—	—	13	0.461	0.407	pCi/L	EPA:905.0	—	—	—	N	300	0.04	500	0.03
WP	Mortandad Below Effluent Canyon	06/28/06	Sr-90	UF	CS	—	—	12.2	0.438	0.402	pCi/L	EPA:905.0	—	—	—	N	300	0.04	500	0.02
WS	E-1E	06/28/06	Sr-90	F	CS	—	—	8.88	0.471	0.562	pCi/L	EPA:905.0	—	—	—	N	300	0.03	500	0.02
WS	E-1E	06/28/06	Sr-90	UF	CS	—	—	10.9	0.4	0.333	pCi/L	EPA:905.0	—	—	—	N	300	0.04	500	0.02

^a WP = Persistent Water.

^b F = Filtered.

^c CS = Client Sample.

^d UF = Unfiltered.

^e WS = Base Flow.

**Table E-1 (continued)
Surface Water Tritium**

Fid Matrix Code	Location Name	Start Date Time	Analyte	Fid Prep Code	Lab Sample Type Code	Fid Qc Type Code	Symbol	Std Result	Std Uncert	Std Mda	Std Mdl	Std UOM	Anyl Meth Code	Lab Qual Code	Concat Flag Code	Concat Reason Code	Prelim Flag	Detect?
WS	E-1W	06/27/06	H-3	UF ^a	CS ^b	FD	—	66.10	2.24	0.28737	—	pCi/L	Generic:LLEE	—	—	—	N	Detect
WS	M-1W	06/26/06	H-3	UF	CS	—	—	74.40	2.55	0.28737	—	pCi/L	Generic:LLEE	—	—	—	N	Detect

^a UF = Unfiltered.

^b CS = Client Sample.

Surface Water Perchlorate

Fid Matrix Code	Location Name	Start Date Time	Fid Qc Type Code	Fid Prep Code	Lab Sample Type Code	Anyl Meth Code	Symbol	Std Result	Std Mdl	Std UOM	Dilution Factor	Lab Qual Code	Concat Flag Code	Concat Reason Code	Prelim Flag	Source Org Code
WP	Mortandad Below Effluent Canyon	06/28/06	—	F	CS	SW846 6850 Modified	—	0.215	0.05	µg/L	1	—	—	—	N	ESH-18HDRO
WS	M-1W	06/26/06	—	F	CS	SW846 6850 Modified	—	0.269	0.05	µg/L	1	—	—	—	N	ESH-18HDRO
WS	E-1W	06/27/06	—	F	CS	SW846 6850 Modified	<	0.05	0.05	µg/L	1	U	—	—	N	ESH-18HDRO
WS	E-1W	06/27/06	FD	F	CS	SW846 6850 Modified	<	0.05	0.05	µg/L	1	U	—	—	N	ESH-18HDRO
WS	E-1E	06/28/06	—	F	CS	SW846 6850 Modified	—	0.14	0.05	µg/L	1	J	—	—	N	ESH-18HDRO

Surface Water Metal

Fid Matrix Code	Location Name	Start Date Time	Analyte	Fid Prep Code	Lab Sample Type Code	Fid Qc Type Code	Symbol	Std Result	Std UOM	Lab Qual Code	Concat Flag Code	Concat Reason Code	Prelim Flag	Anyl Meth Code	FISH STDS CHRONIC Scr Lvl	FISH STDS CHRONIC Ratio (Result/Scr Level)	FISH STDS CHRONIC HARDNESS 100 mg/L Scr Lvl	FISH STDS CHRONIC HARDNESS 100 mg/L Ratio (Result/Scr Level)
WP	Mortandad Below Effluent Canyon	06/28/06	Al	F	CS	—	—	1080	µg/L	—	—	—	N	SW-846:6010B	87	12.41	—	—
WP	Mortandad Below Effluent Canyon	06/28/06	Al	UF	CS	—	—	2550	µg/L	—	—	—	N	SW-846:6010B	87	29.31	—	—
WS	E-1E	06/28/06	Al	F	CS	—	—	106	µg/L	J	—	—	N	SW-846:6010B	87	1.22	—	—
WS	E-1E	06/28/06	Al	UF	CS	—	—	2420	µg/L	—	—	—	N	SW-846:6010B	87	27.82	—	—
WP	Mortandad Below Effluent Canyon	06/28/06	Cu	F	CS	—	—	9	µg/L	J	—	—	N	SW-846:6010B	—	—	13.4	0.67
WP	Mortandad Below Effluent Canyon	06/28/06	Cu	UF	CS	—	—	12.3	µg/L	—	—	—	N	SW-846:6010B	—	—	13.4	0.92
WS	E-1E	06/28/06	Cu	F	CS	—	—	13	µg/L	—	—	—	N	SW-846:6010B	—	—	13.4	0.97
WS	E-1E	06/28/06	Cu	UF	CS	—	—	14.7	µg/L	—	—	—	N	SW-846:6010B	—	—	13.4	1.1
WS	E-1E	06/28/06	Hg	UF	CS	—	—	0.067	µg/L	J	—	—	N	EPA:245.2	0.01	5.58	—	—
WP	Mortandad Below Effluent Canyon	06/28/06	Pb	UF	CS	—	—	2.1	µg/L	—	—	—	N	SW-846:6020	—	—	3.8	0.55

Table E-1 (continued)
Groundwater Radionuclides

Zone	Location Name	Well Class	Port Depth	Start Date Time	Analyte	Fid Prep Code	Lab Sample Type Code	Fid Qc Type Code	Symbol	Std Result	Std Uncert	Std Mda	Std UOM	Anyl Meth Code	Lab Qual Code	Concat Flag Code	Concat Reason Code	Prelim Flag	DOE DCG Scr Lvl	DOE DCG Ratio (Result/Scr Level)	DOE DW DCG Ratio (Result/Scr Level)	EPA MCL	EPA MCL Ratio (Result/STD)	EPA SMCL Scr Lvl	EPA SMCL Ratio (Result/Scr Level)	NM LVSTK WTR STD	NM LVSTK WTR Ratio (Result/STD)	NMED Rad Prot Scr Lvl	NMED Rad Prot Ratio (Result/Scr Level)	
Alluvial	MCO-2	SINGLE	2	07/10/06	Am-241	UF	CS	—	—	0.0256	0.00747	0.0207	pCi/L	HASL-300:AM-241	—	J	RWQ2	N	30	0	1.2	0.02	—	—	—	—	—	—	20	0
Alluvial	MCO-4B	SINGLE	8.9	06/27/06	Am-241	F	CS	—	—	0.227	0.0236	0.022	pCi/L	HASL-300:AM-241	—	—	—	N	30	0.01	1.2	0.19	—	—	—	—	—	—	20	0.01
Alluvial	MCO-4B	SINGLE	8.9	06/27/06	Am-241	UF	CS	—	—	0.22	0.0368	0.0534	pCi/L	HASL-300:AM-241	—	—	—	N	30	0.01	1.2	0.18	—	—	—	—	—	—	20	0.01
Alluvial	MCO-6	SINGLE	27	07/06/06	Am-241	F	CS	—	—	0.136	0.0213	0.0225	pCi/L	HASL-300:AM-241	—	—	—	N	30	0	1.2	0.11	—	—	—	—	—	—	20	0.01
Alluvial	MCO-6	SINGLE	27	07/06/06	Am-241	UF	CS	—	—	0.152	0.0199	0.0222	pCi/L	HASL-300:AM-241	—	—	—	N	30	0.01	1.2	0.13	—	—	—	—	—	—	20	0.01
Alluvial	MCO-7	SINGLE	39	07/06/06	Am-241	F	CS	—	—	0.0612	0.0234	0.0387	pCi/L	HASL-300:AM-241	—	J	RWQ2	N	30	0	1.2	0.05	—	—	—	—	—	—	20	0
Alluvial	MCO-7	SINGLE	39	07/06/06	Am-241	UF	CS	—	—	0.14	0.0243	0.0313	pCi/L	HASL-300:AM-241	—	—	—	N	30	0	1.2	0.12	—	—	—	—	—	—	20	0.01
Alluvial	MCO-7.5	SINGLE	35	07/10/06	Am-241	F	CS	—	—	0.11	0.0188	0.0241	pCi/L	HASL-300:AM-241	—	—	—	N	30	0	1.2	0.09	—	—	—	—	—	—	20	0.01
Alluvial	MCO-7.5	SINGLE	35	07/10/06	Am-241	UF	CS	—	—	0.097	0.0154	0.0226	pCi/L	HASL-300:AM-241	—	—	—	N	30	0	1.2	0.08	—	—	—	—	—	—	20	0
Alluvial	MT-3	SINGLE	44	06/29/06	Am-241	F	CS	—	—	0.0494	0.0204	0.0492	pCi/L	HASL-300:AM-241	—	J	RWQ2	N	30	0	1.2	0.04	—	—	—	—	—	—	20	0
Alluvial	MT-3	SINGLE	44	06/29/06	Am-241	UF	CS	—	—	0.0959	0.0223	0.0466	pCi/L	HASL-300:AM-241	—	J	RWQ2	N	30	0	1.2	0.08	—	—	—	—	—	—	20	0
Intermediate	MCOI-6	SINGLE	686	06/29/06	Am-241	F	CS	FD	—	0.0659	0.0167	0.0403	pCi/L	HASL-300:AM-241	—	J	RWQ2	N	30	0	1.2	0.05	—	—	—	—	—	—	20	0
Alluvial	MCO-2	SINGLE	2	07/10/06	GROSSA	UF	CS	—	—	27.7	4.33	5.6	pCi/L	EPA:900	—	—	—	N	30	0.92	—	—	15	1.85	—	—	15	1.85	—	—
Alluvial	MCO-2	SINGLE	2	07/10/06	GROSSB	UF	CS	—	—	33.2	2.17	5.43	pCi/L	EPA:900	—	—	—	N	1000	0.03	—	—	—	—	50	0.66	—	—	—	—
Alluvial	MCO-4B	SINGLE	8.9	06/27/06	GROSSB	F	CS	—	—	119	3.11	2.94	pCi/L	EPA:900	—	—	—	N	1000	0.12	—	—	—	—	50	2.38	—	—	—	—
Alluvial	MCO-4B	SINGLE	8.9	06/27/06	GROSSB	UF	CS	—	—	145	4.16	3.57	pCi/L	EPA:900	—	—	—	N	1000	0.15	—	—	—	—	50	2.9	—	—	—	—
Alluvial	MCO-6	SINGLE	27	07/06/06	GROSSB	F	CS	—	—	97	4.82	6.61	pCi/L	EPA:900	—	—	—	N	1000	0.1	—	—	—	—	50	1.94	—	—	—	—
Alluvial	MCO-6	SINGLE	27	07/06/06	GROSSB	UF	CS	—	—	95.1	4.85	7.91	pCi/L	EPA:900	—	—	—	N	1000	0.1	—	—	—	—	50	1.9	—	—	—	—
Alluvial	MCO-7	SINGLE	39	07/06/06	GROSSB	F	CS	—	—	31	2.3	4.66	pCi/L	EPA:900	—	—	—	N	1000	0.03	—	—	—	—	50	0.62	—	—	—	—
Alluvial	MCO-7	SINGLE	39	07/06/06	GROSSB	UF	CS	—	—	30.4	2.39	5.1	pCi/L	EPA:900	—	—	—	N	1000	0.03	—	—	—	—	50	0.61	—	—	—	—
Alluvial	MT-3	SINGLE	44	06/29/06	GROSSB	UF	CS	—	—	21.2	1.05	2.21	pCi/L	EPA:900	—	—	—	N	1000	0.02	—	—	—	—	50	0.42	—	—	—	—
Alluvial	MCO-4B	SINGLE	8.9	06/27/06	H-3	UF	CS	—	—	776	64.8	168	pCi/L	EPA:906.0	—	—	—	N	2000000	0	80000	0.01	20000	0.04	—	—	20000	0.04	1000000	0
Alluvial	MCO-6	SINGLE	27	07/06/06	H-3	UF	CS	—	—	719	77.1	228	pCi/L	EPA:906.0	—	—	—	N	2000000	0	80000	0.01	20000	0.04	—	—	20000	0.04	1000000	0
Alluvial	MCO-7	SINGLE	39	07/06/06	H-3	UF	CS	—	—	1300	83.5	225	pCi/L	EPA:906.0	—	—	—	N	2000000	0	80000	0.02	20000	0.07	—	—	20000	0.07	1000000	0
Alluvial	MT-3	SINGLE	44	06/29/06	H-3	UF	CS	—	—	2600	94.1	170	pCi/L	EPA:906.0	—	—	—	N	2000000	0	80000	0.03	20000	0.13	—	—	20000	0.13	1000000	0
Intermediate	MCOI-4	SINGLE	499	06/27/06	H-3	UF	CS	—	—	11700	199	172	pCi/L	EPA:906.0	—	—	—	N	2000000	0.01	80000	0.15	20000	0.59	—	—	20000	0.59	1000000	0.01
Intermediate	MCOI-5	SINGLE	689	06/26/06	H-3	UF	CS	—	—	5160	128	172	pCi/L	EPA:906.0	—	—	—	N	2000000	0	80000	0.06	20000	0.26	—	—	20000	0.26	1000000	0.01
Intermediate	MCOI-6	SINGLE	686	06/29/06	H-3	UF	CS	FD	—	11700	199	183	pCi/L	EPA:906.0	—	J	R14b	N	2000000	0.01	80000	0.15	20000	0.59	—	—	20000	0.59	1000000	0.01
Intermediate	MCOI-6	SINGLE	686	06/29/06	H-3	UF	CS	—	—	12100	204	186	pCi/L	EPA:906.0	—	J	R14b	N	2000000	0.01	80000	0.15	20000	0.61	—	—	20000	0.61	1000000	0.01
Alluvial	MCO-7	SINGLE	39	07/06/06	K-40	F	CS	—	—	43.2	16.5	36.9	pCi/L	EPA:901.1	—	J	RWQ2	N	7000	0.01	280	0.15	—	—	—	—	—	—	4000	0.01
Alluvial	MCA-1	SINGLE	2.4	07/12/06	Pu-238	UF	CS	—	—	0.0249	0.013	0.0218	pCi/L	HASL-300:ISOPU	—	J	RWQ2	N	40	0	1.6	0.02	—	—	—	—	—	—	20	0
Alluvial	MCO-4B	SINGLE	8.9	06/27/06	Pu-238	F	CS	—	—	0.0408	0.0124	0.0206	pCi/L	HASL-300:ISOPU	—	J	RWQ2	N	40	0	1.6	0.03	—	—	—	—	—	—	20	0
Alluvial	MCO-4B	SINGLE	8.9	06/27/06	Pu-238	UF	CS	—	—	0.0222	0.00649	0.0178	pCi/L	HASL-300:ISOPU	—	J	RWQ2	N	40	0	1.6	0.01	—	—	—	—	—	—	20	0
Alluvial	MCO-6	SINGLE	27	07/06/06	Pu-238	F	CS	—	—	0.0595	0.0163	0.022	pCi/L	HASL-300:ISOPU	—	J	R7b, RWQ2	N	40	0	1.6	0.04	—	—	—	—	—	—	20	0

Table E-1 (continued)
Groundwater Radionuclides (continued)

Zone	Location Name	Well Class	Port Depth	Start Date Time	Analyte	Fld Prep Code	Lab Sample Type Code	Fld Qc Type Code	Symbol	Std Result	Std Uncert	Std Mda	Std UOM	Anyl Meth Code	Lab Qual Code	Concat Flag Code	Concat Reason Code	Prelim Flag	DOE DCG Scr Lvl	DOE DCG Ratio (Result/ Scr Level)	DOE DW DCG Scr Lvl	DOE DW DCG Ratio (Result/ Scr Level)	EPA MCL	EPA MCL Ratio (Result/ STD)	EPA SMCL Scr Lvl	EPA SMCL Ratio (Result/ Scr Level)	NM LVSTK WTR STD Ratio (Result/ STD)	NM Rad Prot Scr Lvl	NMED Rad Prot Ratio (Result/ Scr Level)	Zone
Alluvial	MCO-6	SINGLE	27	07/06/06	Pu-238	UF	CS	—	—	0.0316	0.0098	0.019	pCi/L	HASL-300:ISOPU	—	J	R7b, RWQ2	N	—	40	0	1.6	0.02	—	—	—	—	—	20	0
Regional	R-28	SINGLE	934.3	07/05/06	Pu-238	UF	CS	—	—	0.0324	0.0175	0.0259	pCi/L	HASL-300:ISOPU	—	J	RWQ2	N	—	40	0	1.6	0.02	—	—	—	—	—	20	0
Alluvial	MCO-2	SINGLE	2	07/10/06	Pu-239,240	UF	CS	—	—	0.233	0.0225	0.0183	pCi/L	HASL-300:ISOPU	—	—	—	N	—	30	0.01	1.2	0.19	—	—	—	—	—	20	0.01
Alluvial	MCO-4B	SINGLE	8.9	06/27/06	Pu-239,240	F	CS	—	—	0.0429	0.00971	0.024	pCi/L	HASL-300:ISOPU	—	J	RWQ2	N	—	30	0	1.2	0.04	—	—	—	—	—	20	0
Alluvial	MCO-4B	SINGLE	8.9	06/27/06	Pu-239,240	UF	CS	—	—	0.0333	0.00842	0.0207	pCi/L	HASL-300:ISOPU	—	J	RWQ2	N	—	30	0	1.2	0.03	—	—	—	—	—	20	0
Alluvial	MCO-0.6	SINGLE	1.05	07/10/06	Sr-90	F	CS	—	—	1.27	0.17	0.412	pCi/L	EPA:905.0	—	—	—	N	—	1000	0	40	0.03	8	0.16	—	—	—	500	0
Alluvial	MCO-0.6	SINGLE	1.05	07/10/06	Sr-90	UF	CS	—	—	1.46	0.177	0.394	pCi/L	EPA:905.0	—	—	—	N	—	1000	0	40	0.04	8	0.18	—	—	—	500	0
Alluvial	MCO-4B	SINGLE	8.9	06/27/06	Sr-90	F	CS	—	—	47	0.857	0.312	pCi/L	EPA:905.0	—	—	—	N	—	1000	0.05	40	1.18	8	5.88	—	—	—	500	0.09
Alluvial	MCO-4B	SINGLE	8.9	06/27/06	Sr-90	UF	CS	—	—	50.1	1.07	0.44	pCi/L	EPA:905.0	—	—	—	N	—	1000	0.05	40	1.25	8	6.26	—	—	—	500	0.1
Alluvial	MCO-6	SINGLE	27	07/06/06	Sr-90	F	CS	—	—	16.7	0.629	0.507	pCi/L	EPA:905.0	—	—	—	N	—	1000	0.02	40	0.42	8	2.09	—	—	—	500	0.03
Alluvial	MCO-6	SINGLE	27	07/06/06	Sr-90	UF	CS	—	—	36.2	0.978	0.568	pCi/L	EPA:905.0	—	—	—	N	—	1000	0.04	40	0.91	8	4.53	—	—	—	500	0.07
Alluvial	MCO-7	SINGLE	39	07/06/06	Sr-90	UF	CS	—	—	1.81	0.219	0.624	pCi/L	EPA:905.0	—	J	RWQ2	N	—	1000	0	40	0.05	8	0.23	—	—	—	500	0

Groundwater Tritium

Zone	Location Name	Well Class	Port Depth	Start Date Time	Analyte	Fld Prep Code	Lab Sample Type Code	Fld Qc Type Code	Symbol	Std Result	Std Uncert	Std Mda	Std Mdl	Std UOM	Anyl Meth Code	Lab Qual Code	Concat Flag Code	Concat Reason Code	Prelim Flag	Detect?
Alluvial	MCO-0.6	SINGLE	1.05	07/10/06	H-3	UF	CS	—	—	75.99	2.55	0.28737	—	pCi/L	Generic:LLEE	—	—	—	N	Detect
Alluvial	MCO-2	SINGLE	2	07/10/06	H-3	UF	CS	—	—	80.14	2.55	0.28737	—	pCi/L	Generic:LLEE	—	—	—	N	Detect
Alluvial	MCA-1	SINGLE	2.4	07/12/06	H-3	UF	CS	—	—	79.19	2.55	0.28737	—	pCi/L	Generic:LLEE	—	—	—	N	Detect
Regional	R-14	MULTI	1204.5	06/26/06	H-3	UF	CS	—	—	-0.19	0.29	0.28737	—	pCi/L	Generic:LLEE	—	U	R5	N	Not Detected
Regional	R-14	MULTI	1288.5	06/28/06	H-3	UF	CS	—	—	0.03	0.29	0.28737	—	pCi/L	Generic:LLEE	—	U	R5	N	Not Detected
Regional	R-1	SINGLE	1031.1	07/06/06	H-3	UF	CS	FD	—	-0.35	0.29	0.28737	—	pCi/L	Generic:LLEE	—	U	R5	N	Not Detected
Regional	R-1	SINGLE	1031.1	07/06/06	H-3	UF	CS	—	—	0.54	0.29	0.28737	—	pCi/L	Generic:LLEE	—	U	R5	N	Not Detected
Regional	Test Well 8	SINGLE	953	06/28/06	H-3	UF	CS	FD	—	3.00	0.29	0.28737	—	pCi/L	Generic:LLEE	—	—	—	N	Detect
Regional	R-33	MULTI	1112.4	07/05/06	H-3	UF	CS	—	—	0.22	0.29	0.28737	—	pCi/L	Generic:LLEE	—	U	R5	N	Not Detected
Regional	R-16	MULTI	866.1	07/13/06	H-3	UF	CS	—	—	0.22	0.29	0.28737	—	pCi/L	Generic:LLEE	—	U	R5	N	Not Detected
Regional	R-16	MULTI	1018.4	07/12/06	H-3	UF	CS	—	—	0.32	0.29	0.28737	—	pCi/L	Generic:LLEE	—	U	R5	N	Not Detected
Regional	R-16	MULTI	1238	07/13/06	H-3	UF	CS	—	—	0.93	0.29	0.28737	—	pCi/L	Generic:LLEE	—	—	—	N	Detect
Regional	R-21	SINGLE	888.8	07/07/06	H-3	UF	CS	—	—	0.16	0.29	0.28737	—	pCi/L	Generic:LLEE	—	U	R5	N	Not Detected

Table E-1 (continued)
Groundwater General Inorganics

Analyte	Zone	Location Name	Well Class	Port Depth	Start Date Time	Fld Prep Code	Fld Qc Type Code	Lab Sample Type Code	Symbol	Std Result	Std Uncert	Std Mda	Std UOM	Lab Qual Code	Concat Flag Code	Concat Reason Code	Prelim Flag	EPA MCL	EPA MCL Ratio (Result/ STD)	EPA SMCL Scr Lvl	EPA SMCL Ratio (Result/ Scr Level)	NMGS	NMGS Ratio (Result/ STD)
Cl(-1)	Alluvial	MCO-0.6	SINGLE	1.05	07/10/06	F	—	CS	—	739	—	—	mg/L	—	—	—	N	—	—	250	2.96	250	2.96
Cl(-1)	Alluvial	MCO-0.6	SINGLE	1.05	07/10/06	UF	—	CS	—	759	—	—	mg/L	—	—	—	N	—	—	250	3.04	250	3.04
F(-1)	Alluvial	MCO-4B	SINGLE	8.9	06/27/06	F	—	CS	—	0.821	—	—	mg/L	—	—	—	N	—	—	—	—	1.6	0.51
F(-1)	Alluvial	MCO-4B	SINGLE	8.9	06/27/06	F	—	CS	—	0.844	—	—	mg/L	—	—	—	N	—	—	—	—	1.6	0.53
F(-1)	Alluvial	MCO-4B	SINGLE	8.9	06/27/06	UF	—	CS	—	0.831	—	—	mg/L	—	—	—	N	—	—	—	—	1.6	0.52
F(-1)	Alluvial	MCO-6	SINGLE	27	07/06/06	F	—	CS	—	1.14	—	—	mg/L	—	—	—	N	—	—	—	—	1.6	0.71
F(-1)	Alluvial	MCO-6	SINGLE	27	07/06/06	UF	—	CS	—	1.11	—	—	mg/L	—	—	—	N	—	—	—	—	1.6	0.69
F(-1)	Alluvial	MCO-7	SINGLE	39	07/06/06	F	—	CS	—	1.46	—	—	mg/L	—	—	—	N	—	—	—	—	1.6	0.91
F(-1)	Alluvial	MCO-7	SINGLE	39	07/06/06	UF	—	CS	—	1.42	—	—	mg/L	—	—	—	N	—	—	—	—	1.6	0.89
F(-1)	Alluvial	MCO-7.5	SINGLE	35	07/10/06	F	—	CS	—	1.42	—	—	mg/L	—	—	—	N	—	—	—	—	1.6	0.89
F(-1)	Alluvial	MCO-7.5	SINGLE	35	07/10/06	UF	—	CS	—	1.43	—	—	mg/L	—	—	—	N	—	—	—	—	1.6	0.89
F(-1)	Alluvial	MT-3	SINGLE	44	06/29/06	F	—	CS	—	1.85	—	—	mg/L	—	—	—	N	—	—	—	—	1.6	1.16
F(-1)	Alluvial	MT-3	SINGLE	44	06/29/06	UF	—	CS	—	1.84	—	—	mg/L	—	—	—	N	—	—	—	—	1.6	1.15
F(-1)	Intermediate	MCOI-8	SINGLE	665	06/30/06	UF	—	CS	—	1.88	—	—	mg/L	—	—	—	N	—	—	—	—	1.6	1.18
NO3+NO2-N	Intermediate	MCOI-4	SINGLE	499	06/27/06	F	—	CS	—	17.7	—	—	mg/L	—	J+	I3	N	10	1.77	—	—	10	1.77
NO3+NO2-N	Intermediate	MCOI-4	SINGLE	499	06/27/06	UF	—	CS	—	16.8	—	—	mg/L	—	J+	I3	N	10	1.68	—	—	10	1.68
NO3+NO2-N	Intermediate	MCOI-5	SINGLE	689	06/26/06	F	—	CS	—	5.13	—	—	mg/L	—	—	—	N	10	0.51	—	—	10	0.51
NO3+NO2-N	Intermediate	MCOI-5	SINGLE	689	06/26/06	UF	—	CS	—	5.47	—	—	mg/L	—	—	—	N	10	0.55	—	—	10	0.55
NO3+NO2-N	Intermediate	MCOI-6	SINGLE	686	06/29/06	F	FD	CS	—	19.8	—	—	mg/L	—	J	I13b, I14b	N	10	1.98	—	—	10	1.98
NO3+NO2-N	Intermediate	MCOI-6	SINGLE	686	06/29/06	F	—	CS	—	20	—	—	mg/L	—	J	I13b, I14b	N	10	2	—	—	10	2
NO3+NO2-N	Intermediate	MCOI-6	SINGLE	686	06/29/06	UF	FD	CS	—	19	—	—	mg/L	—	J	I13b, I14b	N	10	1.9	—	—	10	1.9
NO3+NO2-N	Intermediate	MCOI-6	SINGLE	686	06/29/06	UF	—	CS	—	20	—	—	mg/L	—	J	I13b, I14b	N	10	2	—	—	10	2
Na	Alluvial	MCO-0.6	SINGLE	1.05	07/10/06	F	—	CS	—	481	—	—	mg/L	—	—	—	N	—	—	20	24.05	—	—
Na	Alluvial	MCO-0.6	SINGLE	1.05	07/10/06	UF	—	CS	—	488	—	—	mg/L	—	—	—	N	—	—	20	24.4	—	—
Na	Alluvial	MCO-2	SINGLE	2	07/10/06	UF	—	CS	—	69.5	—	—	mg/L	—	—	—	N	—	—	20	3.48	—	—
Na	Alluvial	MCA-1	SINGLE	2.4	07/12/06	F	—	CS	—	26.4	—	—	mg/L	—	—	—	N	—	—	20	1.32	—	—
Na	Alluvial	MCA-1	SINGLE	2.4	07/12/06	UF	—	CS	—	25.9	—	—	mg/L	—	—	—	N	—	—	20	1.3	—	—
Na	Alluvial	MCO-4B	SINGLE	8.9	06/27/06	F	—	CS	—	58.2	—	—	mg/L	—	—	—	N	—	—	20	2.91	—	—
Na	Alluvial	MCO-4B	SINGLE	8.9	06/27/06	UF	—	CS	—	60.2	—	—	mg/L	—	—	—	N	—	—	20	3.01	—	—
Na	Alluvial	MCO-6	SINGLE	27	07/06/06	F	—	CS	—	62.9	—	—	mg/L	—	—	—	N	—	—	20	3.15	—	—
Na	Alluvial	MCO-6	SINGLE	27	07/06/06	UF	—	CS	—	64	—	—	mg/L	—	—	—	N	—	—	20	3.2	—	—
Na	Alluvial	MCO-7	SINGLE	39	07/06/06	F	—	CS	—	59.6	—	—	mg/L	—	—	—	N	—	—	20	2.98	—	—
Na	Alluvial	MCO-7	SINGLE	39	07/06/06	UF	—	CS	—	63.7	—	—	mg/L	—	—	—	N	—	—	20	3.19	—	—
Na	Alluvial	MCO-7.5	SINGLE	35	07/10/06	F	—	CS	—	69.5	—	—	mg/L	—	—	—	N	—	—	20	3.48	—	—
Na	Alluvial	MCO-7.5	SINGLE	35	07/10/06	UF	—	CS	—	70.5	—	—	mg/L	—	—	—	N	—	—	20	3.53	—	—

Table E-1 (continued)
Groundwater General Inorganics (continued)

Analyte	Zone	Location Name	Well Class	Port Depth	Start Date Time	Fld Prep Code	Fld Qc Type Code	Lab Sample Type Code	Symbol	Std Result	Std Uncert	Std Mda	Std UOM	Lab Qual Code	Concat Flag Code	Concat Reason Code	Prelim Flag	Lvl Type Code	EPA MCL	EPA MCL Ratio (Result/ STD)	EPA SMCL Scr Lvl	EPA SMCL Ratio (Result/ Scr Level)	NMGS	NMGS Ratio (Result/ STD)
Na	Alluvial	MT-3	SINGLE	44	06/29/06	F	—	CS	—	70.8	—	—	mg/L	—	—	—	N	—	—	—	20	3.54	—	—
Na	Alluvial	MT-3	SINGLE	44	06/29/06	UF	—	CS	—	70.4	—	—	mg/L	—	—	—	N	—	—	—	20	3.52	—	—
Na	Intermediate	MCOI-8	SINGLE	665	06/30/06	F	—	CS	—	34.7	—	—	mg/L	—	—	—	N	—	—	—	20	1.74	—	—
Na	Intermediate	MCOI-8	SINGLE	665	06/30/06	UF	—	CS	—	35.6	—	—	mg/L	—	—	—	N	—	—	—	20	1.78	—	—
Na	Intermediate	MCOI-4	SINGLE	499	06/27/06	F	—	CS	—	20.2	—	—	mg/L	—	—	—	N	—	—	—	20	1.01	—	—
Na	Intermediate	MCOI-4	SINGLE	499	06/27/06	UF	—	CS	—	19.5	—	—	mg/L	—	—	—	N	—	—	—	20	0.98	—	—
Na	Intermediate	MCOI-5	SINGLE	689	06/26/06	F	—	CS	—	13.6	—	—	mg/L	—	—	—	N	—	—	—	20	0.68	—	—
Na	Intermediate	MCOI-5	SINGLE	689	06/26/06	UF	—	CS	—	13.9	—	—	mg/L	—	—	—	N	—	—	—	20	0.7	—	—
Na	Intermediate	MCOI-6	SINGLE	686	06/29/06	F	FD	CS	—	20.2	—	—	mg/L	—	—	—	N	—	—	—	20	1.01	—	—
Na	Intermediate	MCOI-6	SINGLE	686	06/29/06	F	—	CS	—	19.7	—	—	mg/L	—	—	—	N	—	—	—	20	0.99	—	—
Na	Intermediate	MCOI-6	SINGLE	686	06/29/06	UF	FD	CS	—	20.8	—	—	mg/L	—	—	—	N	—	—	—	20	1.04	—	—
Na	Intermediate	MCOI-6	SINGLE	686	06/29/06	UF	—	CS	—	19.8	—	—	mg/L	—	—	—	N	—	—	—	20	0.99	—	—
Na	Regional	R-14	MULTI	1204.5	06/26/06	F	—	CS	—	11	—	—	mg/L	—	—	—	N	—	—	—	20	0.55	—	—
Na	Regional	R-14	MULTI	1204.5	06/26/06	UF	—	CS	—	11.1	—	—	mg/L	—	—	—	N	—	—	—	20	0.56	—	—
Na	Regional	R-1	SINGLE	1031.1	07/06/06	F	FD	CS	—	11.9	—	—	mg/L	—	—	—	N	—	—	—	20	0.6	—	—
Na	Regional	R-1	SINGLE	1031.1	07/06/06	F	—	CS	—	12.6	—	—	mg/L	—	—	—	N	—	—	—	20	0.63	—	—
Na	Regional	R-1	SINGLE	1031.1	07/06/06	UF	FD	CS	—	12.2	—	—	mg/L	—	—	—	N	—	—	—	20	0.61	—	—
Na	Regional	R-1	SINGLE	1031.1	07/06/06	UF	—	CS	—	12.4	—	—	mg/L	—	—	—	N	—	—	—	20	0.62	—	—
Na	Regional	Test Well 8	SINGLE	953	06/27/06	F	FD	CS	—	10.4	—	—	mg/L	—	—	—	N	—	—	—	20	0.52	—	—
Na	Regional	Test Well 8	SINGLE	953	06/27/06	F	—	CS	—	10.8	—	—	mg/L	—	—	—	N	—	—	—	20	0.54	—	—
Na	Regional	Test Well 8	SINGLE	953	06/27/06	UF	FD	CS	—	10.5	—	—	mg/L	—	—	—	N	—	—	—	20	0.53	—	—
Na	Regional	Test Well 8	SINGLE	953	06/27/06	UF	—	CS	—	10.6	—	—	mg/L	—	—	—	N	—	—	—	20	0.53	—	—
Na	Regional	R-15	SINGLE	958.6	07/03/06	F	—	CS	—	10.9	—	—	mg/L	—	—	—	N	—	—	—	20	0.55	—	—
Na	Regional	R-15	SINGLE	958.6	07/03/06	UF	—	CS	—	10.8	—	—	mg/L	—	—	—	N	—	—	—	20	0.54	—	—
Na	Regional	R-28	SINGLE	934.3	07/05/06	F	—	CS	—	15.5	—	—	mg/L	—	—	—	N	—	—	—	20	0.78	—	—
Na	Regional	R-28	SINGLE	934.3	07/05/06	UF	—	CS	—	14.5	—	—	mg/L	—	—	—	N	—	—	—	20	0.73	—	—
Na	Regional	R-13	SINGLE	958.3	07/03/06	F	—	CS	—	10.1	—	—	mg/L	—	—	—	N	—	—	—	20	0.51	—	—
Na	Regional	R-13	SINGLE	958.3	07/03/06	UF	—	CS	—	10	—	—	mg/L	—	—	—	N	—	—	—	20	0.5	—	—
Na	Regional	R-16	MULTI	1018.4	07/12/06	F	—	CS	—	17	—	—	mg/L	—	—	—	N	—	—	—	20	0.85	—	—
Na	Regional	R-16	MULTI	1018.4	07/12/06	UF	—	CS	—	16.4	—	—	mg/L	—	—	—	N	—	—	—	20	0.82	—	—
Na	Regional	R-21	SINGLE	888.8	07/07/06	F	—	CS	—	10.4	—	—	mg/L	—	J	I16	N	—	—	—	20	0.52	—	—
Na	Regional	R-21	SINGLE	888.8	07/07/06	UF	—	CS	—	10.5	—	—	mg/L	—	J	I16	N	—	—	—	20	0.53	—	—
TDS	Alluvial	MCO-0.6	SINGLE	1.05	07/10/06	F	—	CS	—	1580	—	—	mg/L	—	—	—	N	—	—	—	500	3.16	1000	1.58
TDS	Alluvial	MCO-0.6	SINGLE	1.05	07/10/06	UF	—	CS	—	1650	—	—	mg/L	—	—	—	N	—	—	—	500	3.3	1000	1.65
TDS	Alluvial	MCO-2	SINGLE	2	07/10/06	UF	—	CS	—	841	—	—	mg/L	—	—	—	N	—	—	—	500	1.68	1000	0.84
TDS	Alluvial	MCA-1	SINGLE	2.4	07/12/06	UF	—	CS	—	264	—	—	mg/L	—	—	—	N	—	—	—	500	0.53	—	—

Table E-1 (continued)
Groundwater General Inorganics (continued)

Analyte	Zone	Location Name	Well Class	Port Depth	Start Date Time	Fld Prep Code	Fld Qc Type Code	Lab Sample Type Code	Symbol	Std Result	Std Uncert	Std Mda	Std UOM	Lab Qual Code	Concat Flag Code	Concat Reason Code	Prelim Flag	Lvl Type Code	EPA MCL	EPA MCL Ratio (Result/ STD)	EPA SMCL Scr Lvl	EPA SMCL Ratio (Result/ Scr Level)	NMGS	NMGS Ratio (Result/ STD)
TDS	Alluvial	MCO-3	SINGLE	2	07/13/06	F	—	CS	—	271	—	—	mg/L	—	—	—	N	—	—	—	500	0.54	—	—
TDS	Alluvial	MCO-4B	SINGLE	8.9	06/27/06	F	—	CS	—	314	—	—	mg/L	—	—	—	N	—	—	—	500	0.63	—	—
TDS	Alluvial	MCO-4B	SINGLE	8.9	06/27/06	F	—	CS	—	311	—	—	mg/L	—	—	—	N	—	—	—	500	0.62	—	—
TDS	Alluvial	MCO-4B	SINGLE	8.9	06/27/06	UF	—	CS	—	318	—	—	mg/L	—	—	—	N	—	—	—	500	0.64	—	—
TDS	Alluvial	MCO-6	SINGLE	27	07/06/06	F	—	CS	—	311	—	—	mg/L	—	—	—	N	—	—	—	500	0.62	—	—
TDS	Alluvial	MCO-6	SINGLE	27	07/06/06	UF	—	CS	—	315	—	—	mg/L	—	—	—	N	—	—	—	500	0.63	—	—
TDS	Alluvial	MCO-7	SINGLE	39	07/06/06	F	—	CS	—	293	—	—	mg/L	—	—	—	N	—	—	—	500	0.59	—	—
TDS	Alluvial	MCO-7	SINGLE	39	07/06/06	UF	—	CS	—	291	—	—	mg/L	—	—	—	N	—	—	—	500	0.58	—	—
TDS	Alluvial	MCO-7.5	SINGLE	35	07/10/06	F	—	CS	—	290	—	—	mg/L	—	—	—	N	—	—	—	500	0.58	—	—
TDS	Alluvial	MCO-7.5	SINGLE	35	07/10/06	UF	—	CS	—	294	—	—	mg/L	—	—	—	N	—	—	—	500	0.59	—	—
TDS	Alluvial	MT-3	SINGLE	44	06/29/06	F	—	CS	—	296	—	—	mg/L	—	—	—	N	—	—	—	500	0.59	—	—
TDS	Alluvial	MT-3	SINGLE	44	06/29/06	UF	—	CS	—	312	—	—	mg/L	—	—	—	N	—	—	—	500	0.62	—	—
TDS	Intermediate	MCOI-4	SINGLE	499	06/27/06	F	—	CS	—	313	—	—	mg/L	—	J	19	N	—	—	—	500	0.63	—	—
TDS	Intermediate	MCOI-4	SINGLE	499	06/27/06	UF	—	CS	—	323	—	—	mg/L	—	J	19	N	—	—	—	500	0.65	—	—
TDS	Intermediate	MCOI-6	SINGLE	686	06/29/06	F	FD	CS	—	379	—	—	mg/L	—	—	—	N	—	—	—	500	0.76	—	—
TDS	Intermediate	MCOI-6	SINGLE	686	06/29/06	F	—	CS	—	364	—	—	mg/L	—	—	—	N	—	—	—	500	0.73	—	—
TDS	Intermediate	MCOI-6	SINGLE	686	06/29/06	UF	FD	CS	—	370	—	—	mg/L	—	—	—	N	—	—	—	500	0.74	—	—
TDS	Intermediate	MCOI-6	SINGLE	686	06/29/06	UF	—	CS	—	374	—	—	mg/L	—	—	—	N	—	—	—	500	0.75	—	—
TDS	Regional	R-28	SINGLE	934.3	07/05/06	F	—	CS	—	282	—	—	mg/L	—	—	—	N	—	—	—	500	0.56	—	—
TDS	Regional	R-28	SINGLE	934.3	07/05/06	UF	—	CS	—	283	—	—	mg/L	—	—	—	N	—	—	—	500	0.57	—	—

Groundwater Perchlorate

Zone	Location Name	Well Class	Port Depth	Start Date Time	Fld Qc Type Code	Fld Prep Code	Lab Sample Type Code	Anyl Meth Code	Symbol	Std Result	Std Mdl	Std UOM	Dilution Factor	Lab Qual Code	Concat Flag Code	Concat Reason Code	Prelim Flag
Alluvial	MCO-0.6	SINGLE	1	07/10/06	—	F	CS	SW846 6850 Modified	—	0.103	0.05	µg/L	1	J	—	—	N
Alluvial	MCA-1	SINGLE	2	07/12/06	—	F	CS	SW846 6850 Modified	—	0.871	0.05	µg/L	1	—	—	—	N
Alluvial	MCO-3	SINGLE	2	07/13/06	—	F	CS	SW846 6850 Modified	—	3.79	0.2	µg/L	4	—	J	LMS1	N
Alluvial	MCO-4B	SINGLE	9	06/27/06	—	F	CS	EPA:314.0	—	15.1	4	µg/L	1	—	—	—	N
Alluvial	MCO-4B	SINGLE	9	06/27/06	—	F	CS	SW846 6850 Modified	—	15.9	1.25	µg/L	25	—	—	—	N
Alluvial	MCO-4B	SINGLE	9	06/27/06	—	F	CS	EPA:314.0	—	15.4	4	µg/L	1	—	—	—	N
Alluvial	MCO-4B	SINGLE	9	06/27/06	—	F	CS	SW846 6850 Modified	—	16.1	1.25	µg/L	25	—	—	—	N
Alluvial	MCO-6	SINGLE	27	07/06/06	—	F	CS	EPA:314.0	—	21.1	4	µg/L	1	—	—	—	N
Alluvial	MCO-6	SINGLE	27	07/06/06	—	F	CS	SW846 6850 Modified	—	21	2.5	µg/L	50	—	J	LMS1	N
Alluvial	MCO-7	SINGLE	39	07/06/06	—	F	CS	EPA:314.0	—	31.1	4	µg/L	1	—	—	—	N

Table E-1 (continued)
Groundwater Perchlorate (continued)

Zone	Location Name	Well Class	Port Depth	Start Date Time	Fid Qc Type Code	Fid Prep Code	Lab Sample Type Code	Anyl Meth Code	Symbol	Std Result	Std Mdl	Std UOM	Dilution Factor	Lab Qual Code	Concat Flag Code	Concat Reason Code	Prelim Flag
Alluvial	MCO-7	SINGLE	39	07/06/06	—	F	CS	SW846 6850 Modified	—	28.6	2.5	µg/L	50	—	J	LMS1	N
Alluvial	MCO-7.5	SINGLE	35	07/10/06	—	F	CS	EPA:314.0	—	34.1	4	µg/L	1	—	—	—	N
Alluvial	MCO-7.5	SINGLE	35	07/10/06	—	F	CS	SW846 6850 Modified	—	35	2.5	µg/L	50	—	J	LMS1	N
Alluvial	MT-3	SINGLE	44	06/29/06	—	F	CS	EPA:314.0	—	45.6	4	µg/L	1	—	J+	I3	N
Alluvial	MT-3	SINGLE	44	06/29/06	—	F	CS	SW846 6850 Modified	—	41.1	2.5	µg/L	50	—	J	LMS1	N
Intermediate	MCOI-4	SINGLE	499	06/27/06	—	F	CS	EPA:314.0	—	153	8	µg/L	2	—	—	—	N
Intermediate	MCOI-4	SINGLE	499	06/27/06	—	F	CS	SW846 6850 Modified	—	164	10	µg/L	200	—	J	LMS1	N
Intermediate	MCOI-5	SINGLE	689	06/26/06	—	F	CS	EPA:314.0	—	119	8	µg/L	2	—	—	—	N
Intermediate	MCOI-5	SINGLE	689	06/26/06	—	F	CS	SW846 6850 Modified	—	110	10	µg/L	200	—	J	LMS1	N
Intermediate	MCOI-6	SINGLE	686	06/29/06	—	F	CS	EPA:314.0	—	176	40	µg/L	10	—	J	I13b, I14b	N
Intermediate	MCOI-6	SINGLE	686	06/29/06	—	F	CS	SW846 6850 Modified	—	167	20	µg/L	400	—	J	LMS1	N
Intermediate	MCOI-6	SINGLE	686	06/29/06	FB	F	CS	SW846 6850 Modified	<	0.05	0.05	µg/L	1	U	—	—	N
Intermediate	MCOI-6	SINGLE	686	06/29/06	FD	F	CS	EPA:314.0	—	172	40	µg/L	10	—	J	I13b, I14b	N
Intermediate	MCOI-6	SINGLE	686	06/29/06	FD	F	CS	SW846 6850 Modified	—	159	20	µg/L	400	—	J	LMS1	N
Regional	R-14	MULTI	1205	06/26/06	—	F	CS	SW846 6850 Modified	—	0.163	0.05	µg/L	1	J	—	—	N
Regional	R-1	SINGLE	1031	07/06/06	—	F	CS	SW846 6850 Modified	—	0.317	0.05	µg/L	1	—	J	LMS1	N
Regional	R-1	SINGLE	1031	07/06/06	FD	F	CS	SW846 6850 Modified	—	0.333	0.05	µg/L	1	—	J	LMS1	N
Regional	Test Well 8	SINGLE	953	06/27/06	—	F	CS	SW846 6850 Modified	—	0.301	0.05	µg/L	1	—	—	—	N
Regional	Test Well 8	SINGLE	953	06/27/06	FD	F	CS	SW846 6850 Modified	—	0.298	0.05	µg/L	1	—	—	—	N
Regional	R-33	MULTI	1112	07/05/06	—	UF	CS	SW846 6850 Modified	<	0.408	0.05	µg/L	1	X	J, NJ	LIR1, LMS1	N
Regional	R-15	SINGLE	959	07/03/06	—	F	CS	EPA:314.0	—	6.55	4	µg/L	1	J	—	—	N
Regional	R-15	SINGLE	959	07/03/06	—	F	CS	SW846 6850 Modified	—	6.08	0.5	µg/L	10	—	J	LMS1	N
Regional	R-28	SINGLE	934	07/05/06	—	F	CS	SW846 6850 Modified	—	1.04	0.1	µg/L	2	—	J	LMS1	N
Regional	R-13	SINGLE	958	07/03/06	—	F	CS	SW846 6850 Modified	—	0.394	0.05	µg/L	1	—	—	—	N
Regional	R-16	MULTI	1018	07/12/06	—	F	CS	SW846 6850 Modified	—	0.299	0.05	µg/L	1	—	—	—	N
Regional	R-21	SINGLE	889	07/07/06	—	F	CS	SW846 6850 Modified	—	0.269	0.05	µg/L	1	—	—	—	N

Table E-1 (continued)
Groundwater Metals

Zone	Location Name	Well Class	Port Depth	Start Date Time	Analyte	Fid Prep Code	Lab Sample Type Code	Fid Qc Type Code	Symbol	Std Result	Std UOM	Lab Qual Code	Concat Flag Code	Concat Reason Code	Prelim Flag	Anyl Meth Code	EPA MCL	EPA MCL Ratio (Result/STD)	EPA SMCL Scr Lvl	EPA SMCL Ratio (Result/Scr Level)	NMGS	NMGS Ratio (Result/Scr Level)	NM LVSTK WTR STD Scr Lvl	NM LVSTK WTR STD Ratio (Result/Scr Level)
Alluvial	MCO-0.6	SINGLE	1.05	07/10/06	Al	F	CS	—	—	2880	µg/L	*	—	—	N	SW-846:6010B	—	—	50	57.6	5000	0.58	5000	0.58
Alluvial	MCO-0.6	SINGLE	1.05	07/10/06	Al	UF	CS	—	—	5310	µg/L	*	—	—	N	SW-846:6010B	—	—	50	106.2	5000	1.06	5000	1.06
Alluvial	MCO-2	SINGLE	2	07/10/06	Al	UF	CS	—	—	53500	µg/L	*	—	—	N	SW-846:6010B	—	—	50	1070	5000	10.7	5000	10.7
Alluvial	MCA-1	SINGLE	2.4	07/12/06	Al	F	CS	—	—	4160	µg/L	—	—	—	N	SW-846:6010B	—	—	50	83.2	5000	0.83	5000	0.83
Alluvial	MCA-1	SINGLE	2.4	07/12/06	Al	UF	CS	—	—	7670	µg/L	—	—	—	N	SW-846:6010B	—	—	50	153.4	5000	1.53	5000	1.53
Alluvial	MCO-4B	SINGLE	8.9	06/27/06	Al	F	CS	—	—	401	µg/L	—	—	—	N	SW-846:6010B	—	—	50	8.02	—	—	—	—
Alluvial	MCO-4B	SINGLE	8.9	06/27/06	Al	UF	CS	—	—	364	µg/L	—	—	—	N	SW-846:6010B	—	—	50	7.28	—	—	—	—
Alluvial	MCO-7.5	SINGLE	35	07/10/06	Al	F	CS	—	—	289	µg/L	*	—	—	N	SW-846:6010B	—	—	50	5.78	—	—	—	—
Alluvial	MCO-7.5	SINGLE	35	07/10/06	Al	UF	CS	—	—	284	µg/L	*	—	—	N	SW-846:6010B	—	—	50	5.68	—	—	—	—
Alluvial	MT-3	SINGLE	44	06/29/06	Al	F	CS	—	—	96.6	µg/L	J	—	—	N	SW-846:6010B	—	—	50	1.93	—	—	—	—
Alluvial	MT-3	SINGLE	44	06/29/06	Al	UF	CS	—	—	5740	µg/L	—	—	—	N	SW-846:6010B	—	—	50	114.8	5000	1.15	5000	1.15
Intermediate	MCOI-8	SINGLE	665	06/30/06	Al	UF	CS	—	—	768	µg/L	—	—	—	N	SW-846:6010B	—	—	50	15.36	—	—	—	—
Intermediate	MCOI-5	SINGLE	689	06/26/06	Al	UF	CS	—	—	1840	µg/L	—	—	—	N	SW-846:6010B	—	—	50	36.8	—	—	—	—
Alluvial	MCO-2	SINGLE	2	07/10/06	As	UF	CS	—	—	13	µg/L	J	—	—	N	SW-846:6010B	10	1.3	—	—	—	—	—	—
Alluvial	MCO-0.6	SINGLE	1.05	07/10/06	Ba	F	CS	—	—	676	µg/L	—	—	—	N	SW-846:6010B	—	—	—	—	1000	0.68	—	—
Alluvial	MCO-0.6	SINGLE	1.05	07/10/06	Ba	UF	CS	—	—	702	µg/L	—	—	—	N	SW-846:6010B	—	—	—	—	1000	0.7	—	—
Alluvial	MCO-2	SINGLE	2	07/10/06	Be	UF	CS	—	—	3.7	µg/L	J	—	—	N	SW-846:6010B	4	0.93	—	—	—	—	—	—
Alluvial	MCO-2	SINGLE	2	07/10/06	Cr	UF	CS	—	—	258	µg/L	—	—	—	N	SW-846:6020	100	2.58	—	—	50	5.16	—	—
Intermediate	MCOI-8	SINGLE	665	06/30/06	Cr	UF	CS	—	—	167	µg/L	—	—	—	N	SW-846:6020	100	1.67	—	—	50	3.34	—	—
Intermediate	MCOI-5	SINGLE	689	06/26/06	Cr	UF	CS	—	—	30.5	µg/L	—	—	—	N	SW-846:6020	—	—	—	—	50	0.61	—	—
Intermediate	MCOI-6	SINGLE	686	06/29/06	Cr	F	CS	FD	—	41.2	µg/L	—	—	—	N	SW-846:6020	—	—	—	—	50	0.82	—	—
Intermediate	MCOI-6	SINGLE	686	06/29/06	Cr	F	CS	—	—	43.9	µg/L	—	—	—	N	SW-846:6020	—	—	—	—	50	0.88	—	—
Intermediate	MCOI-6	SINGLE	686	06/29/06	Cr	UF	CS	FD	—	43	µg/L	—	—	—	N	SW-846:6020	—	—	—	—	50	0.86	—	—
Intermediate	MCOI-6	SINGLE	686	06/29/06	Cr	UF	CS	—	—	42.7	µg/L	—	—	—	N	SW-846:6020	—	—	—	—	50	0.85	—	—
Regional	R-28	SINGLE	934.3	07/05/06	Cr	F	CS	—	—	344	µg/L	E	J	I14b, I16	N	SW-846:6020	100	3.44	—	—	50	6.88	—	—
Regional	R-28	SINGLE	934.3	07/05/06	Cr	UF	CS	—	—	428	µg/L	E	J	I14b, I16	N	SW-846:6020	100	4.28	—	—	50	8.56	—	—
Alluvial	MCO-0.6	SINGLE	1.05	07/10/06	Fe	F	CS	—	—	1580	µg/L	—	—	—	N	SW-846:6010B	—	—	300	5.27	1000	1.58	—	—
Alluvial	MCO-0.6	SINGLE	1.05	07/10/06	Fe	UF	CS	—	—	3430	µg/L	—	—	—	N	SW-846:6010B	—	—	300	11.43	1000	3.43	—	—
Alluvial	MCO-2	SINGLE	2	07/10/06	Fe	UF	CS	—	—	29800	µg/L	—	—	—	N	SW-846:6010B	—	—	300	99.33	1000	29.8	—	—
Alluvial	MCA-1	SINGLE	2.4	07/12/06	Fe	F	CS	—	—	2240	µg/L	—	—	—	N	SW-846:6010B	—	—	300	7.47	1000	2.24	—	—
Alluvial	MCA-1	SINGLE	2.4	07/12/06	Fe	UF	CS	—	—	4110	µg/L	—	—	—	N	SW-846:6010B	—	—	300	13.7	1000	4.11	—	—
Alluvial	MCO-4B	SINGLE	8.9	06/27/06	Fe	F	CS	—	—	200	µg/L	—	—	—	N	SW-846:6010B	—	—	300	0.67	—	—	—	—
Alluvial	MCO-4B	SINGLE	8.9	06/27/06	Fe	UF	CS	—	—	227	µg/L	—	—	—	N	SW-846:6010B	—	—	300	0.76	—	—	—	—
Alluvial	MCO-7	SINGLE	39	07/06/06	Fe	UF	CS	—	—	169	µg/L	—	—	—	N	SW-846:6010B	—	—	300	0.56	—	—	—	—
Alluvial	MCO-7.5	SINGLE	35	07/10/06	Fe	F	CS	—	—	176	µg/L	—	—	—	N	SW-846:6010B	—	—	300	0.59	—	—	—	—
Alluvial	MCO-7.5	SINGLE	35	07/10/06	Fe	UF	CS	—	—	162	µg/L	—	—	—	N	SW-846:6010B	—	—	300	0.54	—	—	—	—

**Table E-1 (continued)
Groundwater Metals (continued)**

Zone	Location Name	Well Class	Port Depth	Start Date Time	Analyte	Fid Prep Code	Lab Sample Type Code	Fid Qc Type Code	Symbol	Std Result	Std UOM	Lab Qual Code	Concat Flag Code	Concat Reason Code	Prelim Flag	Anyl Meth Code	EPA MCL	EPA MCL Ratio (Result/STD)	EPA SMCL Scr Lvl	EPA SMCL Ratio (Result/Scr Level)	NMGS	NMGS Ratio (Result/STD)	NM LVSTK WTR STD Scr Lvl	NM LVSTK WTR STD Ratio (Result/Scr Level)
Alluvial	MT-3	SINGLE	44	06/29/06	Fe	UF	CS	—*	—	3210	µg/L	—	—	—	N	SW-846:6010B	—	—	300	10.7	1000	3.21	—	—
Intermediate	MCOI-8	SINGLE	665	06/30/06	Fe	F	CS	—	—	5890	µg/L	—	—	—	N	SW-846:6010B	—	—	300	19.63	1000	5.89	—	—
Intermediate	MCOI-8	SINGLE	665	06/30/06	Fe	UF	CS	—	—	10100	µg/L	—	—	—	N	SW-846:6010B	—	—	300	33.67	1000	10.1	—	—
Intermediate	MCOI-5	SINGLE	689	06/26/06	Fe	UF	CS	—	—	2100	µg/L	—	—	—	N	SW-846:6010B	—	—	300	7	1000	2.1	—	—
Regional	R-1	SINGLE	1031.1	07/06/06	Fe	UF	CS	—	—	525	µg/L	—	—	—	N	SW-846:6010B	—	—	300	1.75	1000	0.53	—	—
Regional	Test Well 8	SINGLE	953	06/27/06	Fe	UF	CS	FD	—	169	µg/L	—	—	—	N	SW-846:6010B	—	—	300	0.56	—	—	—	—
Regional	Test Well 8	SINGLE	953	06/27/06	Fe	UF	CS	—	—	164	µg/L	—	—	—	N	SW-846:6010B	—	—	300	0.55	—	—	—	—
Alluvial	MCO-0.6	SINGLE	1.05	07/10/06	Mn	F	CS	—	—	2410	µg/L	—	—	—	N	SW-846:6010B	—	—	50	48.2	200	12.05	—	—
Alluvial	MCO-0.6	SINGLE	1.05	07/10/06	Mn	UF	CS	—	—	2440	µg/L	—	—	—	N	SW-846:6010B	—	—	50	48.8	200	12.2	—	—
Alluvial	MCO-2	SINGLE	2	07/10/06	Mn	UF	CS	—	—	644	µg/L	—	—	—	N	SW-846:6010B	—	—	50	12.88	200	3.22	—	—
Alluvial	MT-3	SINGLE	44	06/29/06	Mn	UF	CS	—	—	69.6	µg/L	—	—	—	N	SW-846:6010B	—	—	50	1.39	—	—	—	—
Intermediate	MCOI-8	SINGLE	665	06/30/06	Mn	F	CS	—	—	1090	µg/L	—	—	—	N	SW-846:6010B	—	—	50	21.8	200	5.45	—	—
Intermediate	MCOI-8	SINGLE	665	06/30/06	Mn	UF	CS	—	—	1150	µg/L	—	—	—	N	SW-846:6010B	—	—	50	23	200	5.75	—	—
Intermediate	MCOI-5	SINGLE	689	06/26/06	Mn	UF	CS	—	—	103	µg/L	—	—	—	N	SW-846:6010B	—	—	50	2.06	200	0.52	—	—
Regional	R-14	MULTI	1204.5	06/26/06	Mn	F	CS	—	—	30.6	µg/L	—	—	—	N	SW-846:6010B	—	—	50	0.61	—	—	—	—
Regional	R-14	MULTI	1204.5	06/26/06	Mn	UF	CS	—	—	30.2	µg/L	—	—	—	N	SW-846:6010B	—	—	50	0.6	—	—	—	—
Alluvial	MCO-2	SINGLE	2	07/10/06	Mo	UF	CS	—	—	731	µg/L	—	—	—	N	SW-846:6010B	—	—	—	—	1000	0.73	—	—
Intermediate	MCOI-8	SINGLE	665	06/30/06	Ni	UF	CS	—	—	85.2	µg/L	—	—	—	N	SW-846:6020	100	0.85	—	—	—	—	—	—
Alluvial	MCO-2	SINGLE	2	07/10/06	Pb	UF	CS	—	—	30.5	µg/L	—	—	—	N	SW-846:6020	15	2.03	15	2.03	50	0.61	—	—
Alluvial	MCO-2	SINGLE	2	07/10/06	V	UF	CS	—	—	58.2	µg/L	—	—	—	N	SW-846:6010B	—	—	80	0.73	—	—	100	0.58

—* = No data.

**Table E-1 (continued)
Groundwater Organics**

Zone	Location Name	Well Class	Port Depth	Start Date Time	Fld Qc Type Code	Fld Prep Code	Lab Sample Type Code	Analyte Desc	Analyte	Symbol	Std Result	Std Mdl	Std UOM	Dilution Factor	Lab Qual Code	Concat Flag Code	Concat Reason Code	Prelim Flag	Anyl Meth Code	Lvl Type Code	EPA MCL	EPA MCL	EPA TAP SCRNLVL	EPA TAP SCRNLVL
																				Risk Code	Scr Lvl	Ratio (Result/Scr Level)	C	C
Intermediate	MCOI-4	SINGLE	499	06/27/06	—*	UF	CS	Bis(2-ethylhexyl)phthalate	117-81-7	—	16.2	2.06	µg/L	1	—	—	—	N	SW-846:8270C		6	2.7	4.8	3.37
Intermediate	MCOI-4	SINGLE	499	07/03/06	INB	UF	CS	Bis(2-ethylhexyl)phthalate	117-81-7	—	7.1	2.06	µg/L	1	J	—	—	N	SW-846:8270C		6	1.18	4.8	1.48
Intermediate	MCOI-6	SINGLE	686	06/29/06	FD	UF	CS	Bis(2-ethylhexyl)phthalate	117-81-7	—	10.4	2.06	µg/L	1	—	—	—	N	SW-846:8270C		6	1.73	4.8	2.17
Intermediate	MCOI-6	SINGLE	686	06/29/06	—	UF	CS	Bis(2-ethylhexyl)phthalate	117-81-7	—	12	2.15	µg/L	1	—	—	—	N	SW-846:8270C		6	2	4.8	2.5
Intermediate	MCOI-4	SINGLE	499	06/27/06	—	UF	CS	Dioxane[1,4-]	123-91-1	—	27.9	1.03	µg/L	1	—	J	SWQ5	N	SW-846:8270C		—	—	6.11	4.56
Intermediate	MCOI-5	SINGLE	689	06/26/06	—	UF	CS	Dioxane[1,4-]	123-91-1	—	9.2	1	µg/L	1	J	J	SWQ1	N	SW-846:8270C		—	—	6.11	1.51
Intermediate	MCOI-6	SINGLE	686	06/29/06	FD	UF	CS	Dioxane[1,4-]	123-91-1	—	20.8	1.03	µg/L	1	—	—	—	N	SW-846:8270C		—	—	6.11	3.4
Intermediate	MCOI-6	SINGLE	686	06/29/06	—	UF	CS	Dioxane[1,4-]	123-91-1	—	20.7	1.08	µg/L	1	—	—	—	N	SW-846:8270C		—	—	6.11	3.39
Intermediate	MCOI-6	SINGLE	686	06/29/06	FD	UF	CS	Dioxane[1,4-]	123-91-1	—	54.8	20	µg/L	1	—	J	V7b, V9	N	SW-846:8260B		—	—	6.11	8.97
Intermediate	MCOI-6	SINGLE	686	06/29/06	—	UF	CS	Dioxane[1,4-]	123-91-1	—	53.6	20	µg/L	1	—	J	V7b, V9	N	SW-846:8260B		—	—	6.11	8.77
Regional	R-16	MULTI	1018.4	07/12/06	—	UF	CS	Methylene Chloride	75-09-2	—	2.55	2	µg/L	1	J	—	—	N	SW-846:8260B		5	0.51	4.28	0.6
Regional	R-16	MULTI	1238	07/13/06	—	UF	CS	Methylene Chloride	75-09-2	—	2.57	2	µg/L	1	J	—	—	N	SW-846:8260B		5	0.51	4.28	0.6
Regional	R-21	SINGLE	888.8	07/07/06	FTB	UF	CS	Methylene Chloride	75-09-2	—	2.17	2	µg/L	1	J	J	V14b	N	SW-846:8260B		—	—	4.28	0.51
Regional	R-21	SINGLE	888.8	07/07/06	—	UF	CS	Tetrachloroethene	127-18-4	—	0.263	0.25	µg/L	1	J	—	—	N	SW-846:8260B		—	—	0.1	2.52

—* = No data.

This page intentionally left blank.

Appendix F

Investigation-Derived Waste Management

INVESTIGATION-DERIVED WASTE MANAGEMENT

This appendix describes the storage and disposal of investigation-derived waste (IDW) generated during this periodic groundwater monitoring event conducted in Mortandad watershed under the Los Alamos National Laboratory (the Laboratory) Interim Facility-Wide Groundwater Monitoring Plan (Interim Plan). IDW is waste generated as a result of field investigation activities and may include, but is not limited to purge water; contaminated personal protective equipment (PPE), sampling supplies, and plastic; fluids from the decontamination of PPE and sampling equipment; and all other wastes potentially contacting contaminants. IDW generated during implementation of the Interim Plan is managed to protect human health and the environment, comply with applicable regulatory requirements, and adhere to Laboratory waste minimization goals.

All IDW generated during this periodic monitoring event is being (has been) managed in accordance with applicable Environmental Stewardship Division–Environmental Characterization and Remediation (ENV-ECR) standard operating procedures (SOPs). These SOPs incorporate the requirements of all applicable U.S. Environmental Protection Agency (EPA) and New Mexico Environment Department (NMED) regulations, Department of Energy (DOE) orders, and Laboratory Implementation Requirements (LIRs).

SOPs applicable to the characterization and management of IDW are the following:

- ENV-ECR SOP-1.06, Revision 2, Management of Environmental Restoration Project Waste, and
- ENV-ECR SOP-1.10, Revision 2, Waste Characterization.

These SOPs are applicable to implementation of the Interim Plan and may be found at the following URL: <http://erproject.lanl.gov/documents/procedures.html>.

The Laboratory's 2005 Los Alamos National Laboratory Hazardous Waste Minimization Report (LANL 2005, 091291) will be implemented during groundwater monitoring to minimize waste generation. This document is updated annually as a requirement of Module VIII of the Laboratory's Hazardous Waste Facility Permit.

Two particular documents are being implemented during the management of groundwater monitoring IDW:

- LANL Notice of Intent (NOI) Decision Tree (Revision 7/26/06) and
- Mortandad Watershed Groundwater Monitoring Waste Characterization Strategy Form (WCSF)

The investigation-derived waste streams associated with groundwater monitoring are identified in Table C-1 and are briefly described below. Table C-1 summarizes the waste type, volumes, characterization methods, methods of on-site management, and disposition path for each of the waste streams.

Purge water: The purge water waste stream consists of groundwater purged from wells in the Mortandad watershed prior to sampling in order to assure that representative samples are collected. Purge water is being managed and characterized in accordance with the Mortandad Watershed Groundwater Monitoring Waste Characterization Strategy Form and the NOI Decision Tree, which is pending approval by the NMED Ground Water Quality Bureau (GWQB) and Hazardous Waste Bureau. The purge water is being characterized with analytical results from groundwater samples collected at the time of purging. The groundwater analyses are augmented by direct sampling of containerized purge waters as needed to fulfill disposal facility Waste Acceptance Criteria. The results of the analyses, along with acceptable knowledge of the sources of constituents identified in the purge water, will be used to determine whether

the water contains hazardous waste in accordance with 40 CFR 262.11 (incorporated by 20.4.1.300 N MAC). If the water is determined to contain hazardous waste, it will be treated or disposed of at a permitted off-site treatment, storage, or disposal (TSD) facility. Alternatively, if the water is suitable for requesting a "contained-in" determination pursuant to the steps in the NOI Decisions Tree, the Laboratory will submit the request to NMED and upon NMED's approval, the water may be managed as nonhazardous.

During the monitoring activity purge water was collected and containerized as it was removed from the wells. The type of container that was used depended on the volume of purge water expected and includes 5-gal. carboys stored in 55-gal. drums, 55-gal. drums or tanks. U.S. Department of Transportation (DOT)-approved containers are used, as appropriate for transport. The containers of purge water are managed conservatively and staged in satellite accumulation areas or less-than-90-day areas, pending results of analysis, hazardous waste determinations and WPF approval. These accumulation areas are approved by the Laboratory's Environmental Protection-RCRA (ENV-RCRA) Group. The accumulation areas may be at the location of the wells, or may be at other locations at the Laboratory. Containerized purge water will be characterized based on the results of the analysis of water samples from the associated well(s) or by direct sampling and analysis of the purge water, as described below. The groundwater analysis data are currently in review.

At wells where non-hazardous determinations have been made, the storage of the purge water has continued as non-hazardous pending comparison of the data to land application criteria and approval for discharge to the ground. At wells where nonhazardous determinations have been made, but land application criteria have not been met, the purge water has been transported and disposed at on-site facilities.

The Laboratory expects most of the remaining stored wastes will eventually be approved for land application and discharged to the ground, designated nonhazardous liquid waste or radioactive liquid waste that would be sent to SWSC or the SERF Evaporation Basins, the RLWTF or the TA-53 Evaporation Basins, respectively. If purge water is approved for land application the discharge will be conducted in accordance with the terms and conditions of the Hydrogeologic Work Plan NOIs (dated July 26, 2002 and August 2, 2001). If the water is determined to be hazardous, it will be treated or disposed of at a permitted off-site treatment, storage, or disposal (TSD) facility along with the associated purge water. (LANL 2002, 076405)

Spent PPE: The spent PPE waste stream consists of PPE that "contacted" potentially contaminated environmental media (i.e., purge water) and that cannot be decontaminated. The bulk of this waste stream consists of gloves. Spent PPE has been collected together with spent disposable sampling supplies from the same sample location in containers such as, zip-lock baggies and accumulated in 55-gal. drums at well sites or at a consolidated accumulation area. Characterization of this waste stream is being performed through acceptable knowledge of the waste materials, the methods of generation, and the levels of contamination observed in the environmental media (e.g., the results of analysis of associated water samples). At present the spent PPE that has been in contact with groundwater from wells that have had a non-hazardous, non-radioactive determination, has been disposed at a New Mexico solid waste landfill. At present, the remaining spent PPE is being managed conservatively and staged in satellite accumulation areas or less-than-90-day areas at each well or at a consolidated accumulation area, pending data review, hazardous waste determinations, and WPF approval.

The Laboratory expects most of these remaining wastes will be designated as non-hazardous waste that will be disposed of at a New Mexico solid waste landfill. If groundwater contains elevated radioactivity, the wastes may be designated as low-level radioactive waste and disposed of at TA-54 Area G. If the water is

determined to be hazardous, it will be treated or disposed of at a permitted off-site treatment, storage, or disposal (TSD) facility.

Disposable sampling supplies: The spent disposable sampling supplies waste stream consists of all equipment and materials required for collecting samples that came into direct contact with contaminated environmental media (i.e., purge water) and that cannot be decontaminated. This waste stream also includes wastes associated with dry decontamination activities, such as paper items. Spent disposable sampling supplies have been collected together with spent PPE from the same sample location in containers such as, zip-lock baggies and accumulated in 55-gal. drums at well sites or at a consolidated accumulation area. Characterization of this waste stream is being performed through acceptable knowledge of the waste materials, the methods of generation, and the levels of contamination observed in the environmental media (e.g., the results of analysis of associated water samples). At present the spent disposable sampling supplies that have been in contact with groundwater from wells which have had a non-hazardous, non-radioactive determination, have been disposed at a New Mexico solid waste landfill. At present, the remaining spent disposable sampling supplies are being managed conservatively and staged in satellite accumulation areas or less-than-90-day areas at each well or at a consolidated accumulation area, pending data review, hazardous waste determinations, and WPF approval.

The Laboratory expects most of these remaining wastes will be designated as non-hazardous waste that will be disposed of at a New Mexico solid waste landfill. If groundwater contains elevated radioactivity, the wastes may be designated as low-level radioactive waste and disposed of at TA-54 Area G. If the water is determined to be hazardous, it will be treated or disposed of at a permitted off-site treatment, storage, or disposal (TSD) facility.

Decontamination fluids: The decontamination fluids waste stream consists of liquid wastes from decontamination activities (i.e., decontamination solutions and rinse waters, such as DI water and Alconox). Consistent with waste minimization practices, the Laboratory has employed dry decontamination methods to the extent possible. Where dry decontamination could not be performed, liquid decontamination wastes were collected in containers at the point of generation. The decontamination fluids waste stream has been accumulated in drums and is being characterized through acceptable knowledge of the waste materials, the levels of contamination observed in the environmental media (e.g., the results of the associated water samples) and, if necessary, direct sampling of the containerized waste.

These wastes will be designated the same as the associated purge water. The Laboratory expects most of these wastes will be designated nonhazardous liquid waste or radioactive liquid waste that would be sent to SWSC or the SERF Evaporation Basins, the RLWTF or the TA-53 Evaporation Basins, respectively. If the water is determined to be hazardous, it will be treated or disposed of at a permitted off-site treatment, storage, or disposal (TSD) facility along with the associated purge water.

Prior to the start of field investigation activities, the Mortandad Watershed Groundwater Monitoring WCSF was prepared and approved per requirements of SOP 01.10, Revision 2. The WCSF provides information on IDW characterization, management, containerization, analytical methods and estimated volumes. IDW characterization will be completed through review of existing data and/or documentation, sampling of the media being investigated (i.e., groundwater), and by direct sampling of the IDW. If direct waste sampling is necessary, sampling and analysis procedures are described in the WCSF. The approved WCSF is provided as Attachment F-1 to this appendix.

Immediately following containerization of IDW for storage, each waste container was individually labeled with a unique identification number and with information regarding suspected waste classification, item(s), radioactivity (if applicable), and date generated. The wastes have been contained in clearly marked and

appropriately constructed waste accumulation areas. Waste accumulation area postings, regulated storage duration, and inspection requirements are based on the type of IDW and its suspected classification. Container and storage requirements are detailed in the WCSF and approved before waste is generated. The selection of waste containers for transportation is pending final waste determinations and segregation and will be based on appropriate DOT requirements, waste types, actual volumes of IDW to be disposed and transport mechanism.

REFERENCES

The following list includes all documents cited in this appendix. Parenthetical information following each reference provides the author(s), publication date, and ER ID number. This information is also included in text citations. ER ID numbers are assigned by the Environmental Programs Directorate's Records Processing Facility (RPF) and are used to locate the document at the RPF and, where applicable, in the master reference set.

Copies of the master reference set are maintained at the NMED Hazardous Waste Bureau; the U.S. Department of Energy–Los Alamos Site Office; the U.S. Environmental Protection Agency, Region 6; and the Directorate. The set was developed to ensure that the administrative authority has all material needed to review this document, and it is updated with every document submitted to the administrative authority. Documents previously submitted to the administrative authority are not included.

LANL (Los Alamos National Laboratory), July 16, 2002. "Notice of Intent to Discharge, Hydrogeologic Workplan Wells," Los Alamos National Laboratory letter RRES-WQH: 02-273 to C. Frischkorn (NMED GWQ) from B. Beers (LANL WQH Group), Los Alamos, New Mexico. (LANL 2002, 076405)

LANL (Los Alamos National Laboratory), November 2005. "Los Alamos National Laboratory Hazardous Waste Minimization Report," Los Alamos National Laboratory document LA-UR-05-8650, Los Alamos, New Mexico. (LANL 2005, 091291)

**Table F-1
Summary of IDW Generation and Management**

Waste Stream	Waste Type	Volume	Characterization Method	On-site Management	Disposition Status
Purge water	Nonhazardous, Nonradioactive	200 gal.	AK: Analytical results from groundwater monitoring samples and historical/process knowledge of potential contaminant sources	Collected in 5-gal. carboys, stored in 55-gal. drums or collected in tanks	Disposal at TA-53 Evaporation Basins
Purge water	Suspect hazardous, Suspect radioactive	926 gal.	AK: Analytical results from groundwater monitoring samples and historical/process knowledge of potential contaminant sources	Managed conservatively and collected in 5-gal. carboys, stored in 55-gal. drums at satellite accumulation areas or collected in tanks at less-than-90-day accumulation areas	Pending data review, hazardous waste determinations and WPF approval
Purge water	Nonhazardous, Suspect radioactive	2327 gal.	AK: Analytical results from groundwater monitoring samples and historical/process knowledge of potential contaminant sources	Managed conservatively and collected in 5-gal. carboys, stored in 55-gal. drums at satellite accumulation areas or collected in tanks at less-than-90-day accumulation areas. These wells have been determined to be non-hazardous based on data review	Pending land application review, radioactive determinations and approval
Spent PPE and disposable sampling supplies	Nonhazardous, Nonradioactive	<0.1 yd3 (18 gal)	AK	Zip-lock baggies accumulated in 55-gal. drums	Disposal at New Mexico solid waste landfill
Spent PPE and disposable sampling supplies	Suspect hazardous, Suspect radioactive	<0.3 yd3 (45 gal)	AK	Zip-lock baggies accumulated in 55-gal. drums at satellite accumulation areas or at less-than-90-day accumulation areas	Pending data review, hazardous waste determinations and WPF approval
Decontamination fluids	Suspect hazardous, Suspect radioactive	< 6 gal.	AK	Collected in 250 ml to 1-gal. bottles, stored in 55-gal. drums at SAA and less-than-90-day accumulation areas	Pending data review, hazardous waste determinations and WPF approval
Decontamination fluids	Nonhazardous, Nonradioactive	< 1 gal.	AK	Collected in 250 ml to 1-gal. bottles, stored in 55-gal. drums at SAA and less-than-90-day accumulation areas	Pending WPF approval and disposal

This page intentionally left blank.

Investigation-Derived Waste Documentation

**LOS ALAMOS NATIONAL LABORATORY
WASTE PROFILE SYSTEM**

WPF #: 39268

12-May-2006 11:26 AM

(Version: 0)

D.F.

Generator	: ALEXANDER, MICHAEL R	MS	: K497	PH	: 6654752	Z#	: 102267
WMC	: PETERSEN, ROBYN	MS	: J586	PH	: 5056659054	Z#	: 086572
Contact	:						
RCRA Rev	: Elicio Andy U	MS	: J595	PH	: 5056676956	Z#	: 118692
Status	: ACTIVE	Activation Date	: 05/11/2006	Expiration Date	: 05/11/2007		
Group	: ENV-WQH	TA	: 59	Bldg	: 000001	Room	: B1E

You are required to keep a copy of the WPF(s) in your files for at least three years. This WPF(s) is valid for one year or as long as the composition of the waste you have characterized remains the same. Should your waste change, please submit a new WPF to NWIS-SWO Customer Service.

Waste Accumu : None of the Above Site ID#

Method of Char : Acceptable Knowledge Documentation Number: WATER QUALITY DATA BASE

Waste Prevention/Minimization

Can hazard segregation, elimination, or material substitution be used?	N
Can any of the materials in the waste stream be recycled or reused?	N
Has waste minimization been incorporated into procedures or other process controls?	Y
Can this waste be generated outside a RCA?	NA

Waste Type : Process Waste/Spent Chemical/Other

Waste Classes : RCA Waste - Not RCA Waste
RAD Waste - Non-rad

Waste Category : Inorganic
Organic

Waste Sources : Sampling - Routine Monitoring

Waste Matrix : Solid

Matrix Type : Heterogeneous

Process Desc : WATER QUALITY OPERATIONS.

Waste Desc : DEBRIS INCLUDING PPE, SAMPLING SUPPLIES, EQUIPMENT, BAILERS, WIRE, PAPER TOWELS, GLASS AND PLASTIC BOTTLES, ETC.

Ignitability : Not ignitable

Corrosivity : Non-aqueous

Reactivity : Non-reactive

Boiling Point : Not applicable

Toxicity Characteristic Metals: N/A

Toxicity Characteristic Organic Compounds: N/A

Additional Chemical Constituents and Contaminants:

**LOS ALAMOS NATIONAL LABORATORY
WASTE PROFILE SYSTEM**

WPF #: 39268

12-May-2006 11:26 AM

(Version: 0)

12

CAS NO	Constituent	MIN	MAX	UOM
	PPE, SAMPLING SUPPLIES, EQUIPMENT, BAILERS, WIRE, PAPER TOWELS, GLASS AND PLASTIC BOTTLES, ETC.	90	100	%

Additional Information: DEBRIS IS GENERATED DURING WATER QUALITY OPERATIONS INCLUDING FOR EXAMPLE, SAMPLING AND WATER LEVEL MEASUREMENT ACTIVITIES AT WELLS AND SITES THAT ARE NOT APPROVED FOR LAND APPLICATION OR WHERE PURGE WATERS MEET SWWS WAC. BASED ON THE REVIEW OF ASSOCIATED ANALYTICAL RESULTS FROM CONTACTED WATER, SEDIMENT, ETC. THE DEBRIS WILL BE MANAGED AS MUNICIPAL SOLID WASTE. *REQUEST MUNICIPAL REFUSE APPROVAL. * MAY REVIEW CURRENT WATER DATA AT TIME OF ANNUAL WPF RENEWAL.

Work Control Documentation:

Do the procedures for this process cover how to manage this waste?	Y
Do the procedures for this process cover controls to prevent changes to waste constituents and concentrations or addition or removal of waste?	Y

Waste Certification Statements:

Waste appears to meet WAC chapter for: MUNICIPAL REFUSE.

WASTE CHARACTERIZATION INFORMATION

Radioactivity Category : NON-RAD

RCRA Category : NON HAZARDOUS

Secondary Info : MUNICIPAL REFUSE

Waste Classification : SOLID WASTE

Waste Acceptances : Municipal Refuse Acceptance

EPA Hazardous Waste Code : N/A

Los Alamos
National Laboratory

MGNO

Chemical Waste Disposal Request

R-28

Waste Services Use Only
3020328

This form is used to request disposal of chemical and low-level radioactive wastes. Fill out electronically, then print and sign. Mail completed form to Waste Services at MS J595.

Change code → Steve Torrez 8/3/06

Account Information 6C000A-MRIA-OIEA-MGNO	Z Number 114341	Name (Print) René Evans	Telephone 662-1365	Date 7/14/06
--	--------------------	----------------------------	-----------------------	-----------------

Waste Pick-up Location and Storage Type:	TA 5	Building Mortandad Canyon	Room outside	<input type="checkbox"/> Security Area	<input type="checkbox"/> Direct Off-Site Shipment
--	---------	------------------------------	-----------------	--	---

<input type="checkbox"/> < 90 Day Accumulation Area	<input type="checkbox"/> Universal Waste Area	<input type="checkbox"/> TSD (Start Date:)	<input type="checkbox"/> Satellite Accumulation Area (Approx. vol:)	<input type="checkbox"/> PCB Waste (Start Date:)	<input type="checkbox"/> NM Special Waste (<90 days) (Start Date:)	<input type="checkbox"/> Rad Staging Area (<90 days)	<input type="checkbox"/> Rad Storage Area (<1 year) (Start Date:)	<input type="checkbox"/> Rad Dumpster (No:)	<input checked="" type="checkbox"/> Other (describe in description)
---	---	---	--	---	---	--	--	--	---

Item Id	Waste Profile Number	Shipping Container Information				Waste Information				*S=Solid L=Liquid G=Gas P=Powder	Description	
		Type	Volume	Unit	Tare Weight Unit	Volume	Unit	Weight	Unit			
1004893	39328	01	1550	G	215 7300	P SRE	1075	G	9030	P	L	Well R-28 purge water, non-hazardous, non-radioactive.*
												* For disposal at TA-53 Evaporation Basins.

Container Types	Units for Volume	Units for Weight
01-Bulk (Unpackaged) 02-Metal Drum 03-Fiber or Plastic Drum	G-Gallon L-Liters F-Cubic Feet Q-Quart	P-Pound K-Kilograms G-Grams
04-Plastic Bottle or Container 05-Glass Bottle or Container 06-Plastic Bag	M-Cubic Meters O-Fluid Ounce P-Pint	O-Ounce T-Tons
07-Fiber or Plastic Box 08-Wooden Box 09-Metal Box		
10-Portable Tank 11-Cylinder 12-Shield Cask		
13-Other (specify in description) 14-Compactor Box 15-Aerosol Can		

CERTIFICATION STATEMENT: To the best of my knowledge, I certify that the information on this form is correct. I understand that this information will be made available to regulatory agencies and that there are significant penalties for submitting false information, including the possibility of fines and imprisonment for knowing violations.

Printed Name ROBYN PETERSEN	Signature Robyn Petersen	Z Number 086572	Date 7-21-06
--------------------------------	-----------------------------	--------------------	-----------------

*For new and unused chemicals

Low- level Radiological Information

Item ID	S/V/B ¹	C/NC ²	Health Physics Container/Package Information				Radionuclide	Amount (Double Click +/- column to activate selection box)			Unit	Uncertainty			
			Container Surface (mrem/hr)	1 Meter Dose (mrem/hr)	Package Surface Contamination (DPM/100 sq. cm)										
					Alpha	Beta-Gamma		E				E			
													E		
													E		
													E		
													E		
													E		
													E		
													E		
													E		
													E		
													E		
													E		
													E		
													E		
													E		
													E		
													E		
													E		
													E		
													E		
													E		
													E		
													E		
													E		
													E		
													E		
													E		
													E		

¹S = Surface, V = Volume, B = Both Surface and Volume ²C = Compactible, NC = Non-compactible **Units for Activity** C – curies M – grams L - curies/liter

LOS ALAMOS NATIONAL LABORATORY
WASTE PROFILE SYSTEM

WPF 1.3032

3/8/95 20:06:17 LANL

(Version 1)

Generator	ALEXANDER, MICHAEL R	MS	K497	HEI	6654752	10221
WMC	PETERSEN, ROBYN	MS	1586	HEI	505665905	108657
Contact						
RCA/RCA	Mullen, Lori Ann	MS	1595	HEI	505665868	111551
Status	ACTIVE	Activation Date	15/22/2005	Expiration Date		(15/22/2005)
Group	ENV/WWH	Code	00	Site	000000	Region

You are required to keep a copy of the WPF (a) in your files for at least three years. This WPF (a) is valid for one year or as long as the composition of the waste you have characterized remains the same. Should your waste change, please submit a new WPF to NMIS-SWD Customer Service.

Waste Accumu : None of the Above Site ID#
Method of Char : Acceptable Knowledge Documentation Number: WATER QUALITY DATABASE.

Waste Prevention/Minimization

Can hazard segregation, elimination, or material substitution be used?	N
Can any of the materials in the waste stream be recycled or reused?	N
Has waste minimization been incorporated into procedures or other process controls?	Y
Can this waste be generated outside a RCA?	NA

Waste Type : Process Waste/Spent Chemical/Other
Waste Classes: RCA Waste - Not RCA Waste
RAD Waste - Non-rad
WW Info - RLWTP

Waste Category: Inorganic

Waste Sources : Sampling - Routine Monitoring

Waste Matrix : Suspended Solids / Aqueous

Matrix Type : Homogeneous

Process Desc : WATER QUALITY OPERATIONS AT SITES THROUGHOUT LANL INCLUDING, BUT NOT LIMITED TO WELL R-28.

Waste Desc : PURGED GROUNDWATERS THAT EXCEED NEW MEXICO WATER QUALITY STANDARDS (20.6.2 NMAC 3103 A.K.A NMWQCC) FOR LAND APPLICATION AND NO EPA HAZARDOUS WASTE LISTINGS APPLY.

Ignitability : Not ignitable

Corrosivity : 6.1 - 9.0

Reactivity : Non-reactive

Boiling Point : > 95 F > 35 C

Toxicity Characteristic Metals:

Contaminant	Method	Limit	Min	Max	Unit
ARSENIC	AK		0	1.2	PPM
BARIUM	AK		0	1.1	PPM
CADMIUM	AK		0	0.6	PPM

**EGS ALAMOS NATIONAL LABORATORY
WASTE PROFILE SYSTEM**

WPF # 39328

23-May-2006 07:18 AM

Version 1.1

CHROMIUM	AK	0	2.5	PPM
LEAD	AK	0	0.6	PPM
MERCURY	AK	0	0.14	PPM
SELENIUM	AK	0	0.7	PPM
SILVER	AK	0	0.4	PPM

Toxicity Characteristic Organic Compounds: N/A

Additional Chemical Constituents and Contaminants:

<u>CAS NO</u>	<u>Constituent</u>	<u>MIN</u>	<u>MAX</u>	<u>UOM</u>
	GROUND WATER	99	100	%
	SEDIMENT	0	0.0001	%

Additional Information: ADDITIONAL INFORMATION FOR R-28 (AND SIMILAR NON-HAZARDOUS, NON-RADIOACTIVE) WASTE WATER WPF. THIS WASTE DETERMINATION IS BASED ON THE REVIEW OF RECENT, ASSOCIATED ANALYTICAL RESULTS FROM GROUNDWATER MONITORING SAMPLES COLLECTED IN 2005 AND 2006. THE RADIONUCLIDES REPORTED ON ATTACHMENT 3 FOR TA-53 ARE CONSIDERED TO BE NATURALLY OCCURRING IN THIS GEOLOGIC REGION AND CONSISTENT WITH BACKGROUND LEVELS. THE RANGE OF CONCENTRATIONS ON ATTACHMENT 3 ARE BASED ON GROUNDWATER BACKGROUND ANALYTICAL VALUES AND MINIMUM DETECTABLE ACTIVITIES COMMONLY REPORTED BY ANALYTICAL LABORATORIES. OCCASIONAL DETECTIONS OF TRACE VOCS (E.G. TOLUEN, CHLORMETHANE 0.1 TO 75 PPB) HAVE BEEN OBSERVED IN GROUNDWATER ANALYSES. UPON REVIEW, IT IS THE LABORATORY'S CONCLUSION THAT NO EPA HAZARDOUS WASTE LISTINGS APPLY, BECAUSE THE DETECTIONS ARE IN DEEP REGIONAL GROUNDWATER AND NO DEFINITIVE CONNECTION TO SURFACE OPERATIONS CAN BE MADE, AS WOULD BE NECESSARY FOR APPLYING HAZARDOUS WASTE LISTINGS.

Work Control Documentation:

Do the procedures for this process cover how to manage this waste? Y
 Do the procedures for this process cover controls to prevent changes to waste constituents and concentrations or addition or removal of waste? Y

Waste Certification Statements:

Waste appears to meet WAC chapter for: TA-53 RLWTF EVAPORATION BASIN.

WASTE CHARACTERIZATION INFORMATION

Radioactivity Category : NON-RAD
 RCRA Category : NON HAZARDOUS
 Secondary Info : N/A
 Waste Classification : SOLID WASTE
 Waste Acceptances :
 EPA Hazardous Waste Code : N/A

This form and checklist is to be attached to any supplemental shipping papers and retained for at least three years.

Excepted Packages for Limited Quantities of Class 7 (Radioactive) Materials Form:

Package to be transported from: Mortindad Canyon (Well R-98)

Package to be transported to: TA-53 RLWTF

This form is to be used exclusively for material transported under the proper shipping name of "Radioactive Material, excepted package-limited quantity of material".

- Package can be easily handled and properly secured in or on a conveyance during transport.
- The radiation level at any point on the external surface of the package does not exceed 0.5 mrem/hour.
- For packages leaving LANL, the non-fixed (removable) radioactive surface contamination on the external surface of the package does not exceed 200 dpm/cm² or Beta and Gamma emitters and low toxicity alpha emitters.
- For packages leaving LANL, the non-fixed (removable) radioactive surface contamination on the external surface of the package does not exceed 20 dpm/cm² for all other alpha emitting radionuclides.
- The packaging is in unimpaired condition and is securely closed so that there will be no leakage of material under conditions normally incident to transportation.
- The outside of the inner packaging or, if there is no inner packaging, the outer packaging itself bears the marking "Radioactive".
- The outside of the package is marked with UN2910.
- The package does not contain more than 15 grams of Uranium-235.
- No other hazardous substance or waste is in the package offered for transport in conjunction with the material offered under this form.

Waste Management Coordinator signature: [Signature] Date: 10/03/06

Data base
Filed on: 10/05/2006
@ 0746

Please complete the following checklist for transporting samples and bulk shipments of "Radioactive Material, excepted package-limited quantity of material".

Sample material: Influent Effluent Sludge NPDES
 Other, specify type: _____ Bulk (Tanker)

N/A Yes No

Each **sample** bottle is tightly capped.

Each **sample** bottle is marked "Radioactive".

Samples are placed in a plastic bag.

Samples are placed in a container that will not leak the contents, over-packed with absorbent, and that is large enough to hold twice the total amount of the contents.

Sludge samples to be transported in samples of less than XXX ml to maintain limited quantity of material.

For **bulk shipments** (tanker) all valves, flanges, and hatches are secured and/or in the "OFF" position.

Packaged by: Print David SALAZAR Signature David Salazar Date 10/03/06

N/A Yes No

Driver has a valid driver's license.

Driver has required LANL training.

Driver has read DOP-RLW-001, Ch 7.

Driver has An Emergency Response Guidebook, or a copy of the appropriate page.

Driver: Print Eric V. Vajl Signature [Signature] Date 10/3/06

**MAT-2 VEHICLE/TRUCK
 PRE-LOADING
 INSPECTION**

WPTAKING
 Jim Dalton

SHIPPING MANIFEST NUMBER: _____ TODAY'S DATE: 10/3/06
 DRIVER'S NAME: Scott V. V. CARRIER'S NAME: KSL
 DRIVER'S CERTIFICATE # & DATE: _____ ICE #: _____
 TRACTOR OR TRUCK #: 62-1195 TRAILER #: 118

LIGHTS: CHECKED

Head Lights (Low)	<input checked="" type="checkbox"/>	Turn Signals (FL)	<input checked="" type="checkbox"/>
Head Lights (High)	<input checked="" type="checkbox"/>	Turn Signals (FR)	<input checked="" type="checkbox"/>
Marker Lights	<input checked="" type="checkbox"/>	Turn Signals (RL)	<input checked="" type="checkbox"/>
Brake Lights	<input checked="" type="checkbox"/>	Turn Signals (RR)	<input checked="" type="checkbox"/>
[Trailer]	<input checked="" type="checkbox"/>	EMERGENCY FLASHERS	<input checked="" type="checkbox"/>
Brake Lights	<input checked="" type="checkbox"/>	Front (L & R)	<input checked="" type="checkbox"/>
[Tractor]	<input checked="" type="checkbox"/>	Rear (L & R)	<input checked="" type="checkbox"/>

* Only 1 brake light is remained on tractor.

DOES THE VEHICLE/TRUCK HAVE:

Safety Triangles (3)	<input checked="" type="checkbox"/>	Fuses/Breakers	<input checked="" type="checkbox"/>
Two Way Radio	<input checked="" type="checkbox"/>	Mirrors (L & R)	<input checked="" type="checkbox"/>
Windshield (Cracked)	<input checked="" type="checkbox"/>	Wipers (L & R)	<input checked="" type="checkbox"/>
Fuel Cap (3)	<input checked="" type="checkbox"/>	Mats (Street/Air)	<input checked="" type="checkbox"/>
Air Hoses	<input checked="" type="checkbox"/>	Battery	<input checked="" type="checkbox"/>
(Cracked/Rubs)	<input checked="" type="checkbox"/>	(Covered/Strapped Down)	<input checked="" type="checkbox"/>
Fire Extinguisher	<input checked="" type="checkbox"/>	Reflectors	<input checked="" type="checkbox"/>
(Charged)	<input checked="" type="checkbox"/>	(Cracked/Missing)	<input checked="" type="checkbox"/>
Electrical Wires	<input checked="" type="checkbox"/>		
(Covered/Marked)	<input checked="" type="checkbox"/>		

TIRES, AXLES AND RIMS

Front (3/32" Tread)	<input checked="" type="checkbox"/>	Rear/Others (3/32")	<input checked="" type="checkbox"/>
Are There Cuts?	<input checked="" type="checkbox"/>	Tread Damage	<input checked="" type="checkbox"/>
Rims Damaged?	<input checked="" type="checkbox"/>	Seals Leaking Oil?	<input checked="" type="checkbox"/>
Wheel Nuts Missing?	<input checked="" type="checkbox"/>	Wheel Nuts Loose?	<input checked="" type="checkbox"/>

LOOK AT THE VEHICLE/TRUCK:

1. Do you hear any Air Leaks? NO
2. Do the Spring Leaves Look in Good Repair? NO
3. Do the Mounting Brackets Appear in Good Repair? NO
4. Do the U-Bolts Look in Good Repair? NO
5. Are the Jaws Around the Pivot Pin? NO
6. Does the Locking Device Lock Locked? NO
7. Do you see any Cracks in the Truck Frame? NO
8. Do the Brakes Rock? NO
9. Does the Vehicle/Truck have Mud Flaps? NO
 [NOT REQUIRED ON THE TRACTOR.]
10. Is the Landing Gear CRANK Secured, if applicable? NO
11. Does the Cargo Box or Trailer have Holes in it? NO

**LEAVE THE TRUCK AND
 PROCEED TO PAGE 3 OF THE INSPECTION SHEET**

AFTER THE VEHICLE/TRUCK IS LOADED:

NOTE: ALL HAZARDOUS MATERIALS MUST BE BLACED, OR SEALED, OR TIED DOWN !!!

- | | |
|---|------------|
| 1. If required, are <u>FLARINGS</u> on all four sides of the vehicle/truck? | Checked |
| 2. If the shipment is <u>EXCLUSIVE USE</u> , are the <u>SEALS</u> applied to the trailer/back doors? | <u>NA</u> |
| 3. If the shipment is <u>HIGHWAY ROUTE CONTROLLED</u> , are the trailer/back doors <u>LOCKED AND SEALED</u> ? | <u>NA</u> |
| 4. Are the <u>SEAL NUMBERS</u> listed on the <u>BILL OF LADING</u> ? | <u>NA</u> |
| 5. If the shipment is <u>CLASSIFIED</u> , are the <u>DRIVERS</u> <u>C-CLEARANCE</u> per <u>DOT ORDERS</u> ? | <u>NA</u> |
| 6. If needed, do the <u>DRIVERS</u> have the <u>HAZARDOUS MATERIALS ENDORSEMENT</u> on their <u>CDL drivers licenses</u> ? [Effective 4/02] | <u>YES</u> |

OTHER FINDINGS/NOTES: _____

10/3/06

~~THIS VEHICLE/TRUCK HAS INSPECTED AND APPROVED BY:~~

THIS VEHICLE/TRUCK WAS INSPECTED AND NOT APPROVED BY:
[If the vehicle/truck FAILS the inspection, ensure that you complete the MAT-2 Vehicle/Truck Inspection Failure Form]

DRIVERS SIGNATURE: _____ DATE: _____

COMMENTS: _____

- * ONE COPY OF THE REPORT TO THE DRIVER/CARRIER.
- * ONE COPY OF THE REPORT TO THE SH FILE.
- * ONE COPY OF THE REPORT TO THE HAZMAT FILE.

[Revised 6/02 - jcd]

DRIVER'S VEHICLE INSPECTION REPORT

AS REQUIRED BY THE DOT, FEDERAL MOTOR CARRIER SAFETY REGULATIONS

CARRIER: K.S.L.
 ADDRESS: 12-60 Ls Plains W. Mex
 DATE: 10/3/04 TIME: 10:00 P.M.

TRACTOR/TRUCK NO. C2-1195 ODOMETER READING 7578

- | | | |
|--|--|---|
| <input checked="" type="checkbox"/> Air Compressor
<input checked="" type="checkbox"/> Air Lines
<input checked="" type="checkbox"/> Battery
<input checked="" type="checkbox"/> Body
<input checked="" type="checkbox"/> Brake Accessories
<input checked="" type="checkbox"/> Brakes, Parking
<input checked="" type="checkbox"/> Brakes, Service
<input checked="" type="checkbox"/> Clutch
<input checked="" type="checkbox"/> Coupling Devices
<input checked="" type="checkbox"/> Defrosting/Heater
<input checked="" type="checkbox"/> Drive Line
<input type="checkbox"/> Engine
<input type="checkbox"/> Exhaust
<input checked="" type="checkbox"/> Front Wheel
<input checked="" type="checkbox"/> Frame and Assembly
<input checked="" type="checkbox"/> Front Axle
<input checked="" type="checkbox"/> Fuel Tank
<input checked="" type="checkbox"/> Generator | <input checked="" type="checkbox"/> Horn
<input checked="" type="checkbox"/> Lights
<input type="checkbox"/> Head - Stop
<input type="checkbox"/> Tail - Dash
<input type="checkbox"/> Turn Indicators
<input checked="" type="checkbox"/> Mirrors
<input checked="" type="checkbox"/> Muffler
<input checked="" type="checkbox"/> Oil Pressure
<input checked="" type="checkbox"/> Radiator
<input checked="" type="checkbox"/> Rear End
<input checked="" type="checkbox"/> Reflectors
<input checked="" type="checkbox"/> Safety Equipment
<input type="checkbox"/> Fire Extinguisher
<input type="checkbox"/> Reflective Triangles
<input type="checkbox"/> Flag - Flares - Flasher
<input type="checkbox"/> Spare Bulbs & Fuses
<input type="checkbox"/> Spare Cool Batts | <input checked="" type="checkbox"/> Suspension System
<input checked="" type="checkbox"/> Starter
<input checked="" type="checkbox"/> Steering
<input checked="" type="checkbox"/> Tachograph
<input checked="" type="checkbox"/> Tires
<input checked="" type="checkbox"/> Tire Chains
<input checked="" type="checkbox"/> Transmission
<input checked="" type="checkbox"/> Wheels and Rims
<input checked="" type="checkbox"/> Windows
<input checked="" type="checkbox"/> Windshield Wipers
<input type="checkbox"/> Other |
|--|--|---|

TRAILER(S) NO. (SA) WJ

- | | | |
|--|--|---|
| <input type="checkbox"/> Brake Connections
<input type="checkbox"/> Brakes
<input type="checkbox"/> Coupling Devices
<input type="checkbox"/> Coupling (King) Pin
<input type="checkbox"/> Doors | <input type="checkbox"/> Hitch
<input type="checkbox"/> Landing Gear
<input type="checkbox"/> Lights - All
<input type="checkbox"/> Floor
<input type="checkbox"/> Suspension System | <input type="checkbox"/> Tarps/Dr
<input type="checkbox"/> Tires
<input type="checkbox"/> Wheels and Rims
<input type="checkbox"/> Other |
|--|--|---|

Remarks: wave

CONDITION OF THE ABOVE VEHICLE IS SATISFACTORY

DRIVER'S SIGNATURE: [Signature] DATE: 10/3/04

ABOVE DEFECTS CORRECTED

ABOVE DEFECTS NEED NOT BE CORRECTED FOR SAFE OPERATION OF VEHICLE

INSPECTOR'S SIGNATURE: _____ DATE: _____

DRIVER'S SIGNATURE: _____
ORIGINAL

POTENTIAL HAZARDS

- Radiation presents minimal risk to transport workers, emergency response personnel, and the public during transportation accidents. Packaging durability increases as potential hazard of radioactive content increases.
- Very low levels of contained radioactive materials and low radiation levels outside packages result in low risks to people. Damaged packages may release measurable amounts of radioactive material, but the resulting risks are expected to be low.
- Some radioactive materials cannot be detected by commonly available instruments.
- Packages do not have RADIOACTIVE I, II, or III labels. Some may have EMPTY labels or may have the word "Radioactive" in the package marking.

PROPERTIES

- Some of these materials may burn, but most do not ignite readily.
- Many have cardboard outer packaging; content (physically large or small) can be of many different physical forms.
- Radioactivity does not change flammability or other properties of materials.

PUBLIC SAFETY

- **CALL** Emergency Response Telephone Number on Shipping Paper first. If Shipping Paper not available or no answer, refer to appropriate telephone number listed on the inside back cover.
- Priorities for rescue, life-saving, first aid, and control of fire and other hazards are higher than the priority for measuring radiation levels.
- Radiation Authority must be notified of accident conditions. Radiation Authority is usually responsible for decisions about radiological consequences and closure of emergencies.
- Isolate spill or leak area immediately for at least 25 to 50 meters (80 to 160 feet) in all directions.
- Stay upwind.
- Keep unauthorized personnel away.
- Detain or isolate uninjured persons or equipment suspected to be contaminated; delay decontamination and cleanup until instructions are received from Radiation Authority.

PROTECTIVE EQUIPMENT

- Positive pressure self-contained breathing apparatus (SCBA) and structural firefighters' protective clothing will provide adequate protection.

EVACUATION

Large Spill

- Consider initial downwind evacuation for at least 100 meters (330 feet).

Fire

- When a large quantity of this material is involved in a major fire, consider an initial evacuation distance of 300 meters (1000 feet) in all directions.

R-2B

Waste Services Use Only
3020328

This form is used to request disposal of chemical and low-level radioactive wastes. Fill out electronically, then print and sign. Mail completed form to Waste Services at MS J595.

Account Information: **6C000A-MRIA-OLEA** (NGMO) Z Number: **114341** Name (Print): **René EVANS** (re:evans@terranear.PMC.com) Telephone: **412-9544 662-1365** Date: **7/14/06**

Waste Pick-up Location and Storage Type: TA **5** Building: **Mortandad Canyon** Room: **outside**

< 90 Day Accumulation Area
 Universal Waste Area
 TSDF (Start Date:)
 Satellite Accumulation Area (Approx. vol:)
 PCB Waste (Start Date:)
 NM Special Waste (<90 days) (Start Date:)
 Rad Staging Area (<90 days)
 Rad Storage Area (<1 year) (Start Date:)
 Security Area
 Direct Off-Site Shipment
 Other (describe in description)

Item Id	Waste Profile Number	Shipping Container Information					Waste Information				*S=Solid L=Liquid G=Gas P=Powder	Description
		Type	Volume	Unit	Tare Weight	Unit	Volume	Unit	Weight	Unit		
10011893	39328	01	1550	G	215	P	1075	G	9030	P	L	Well R-2B purge water, non-hazardous, non-radioactive.*
					7300	ARE	7/24/06					* For disposal at TA-53 Evaporation Basins.

Container Types: 01-Bulk (Unpackaged) 02-Metal Drum 03-Fiber or Plastic Drum 04-Plastic B... 05-Glass Bot... 06-Plastic B...

13-Other (specify in description) 14-Compactor Box 15-Aerosol Can

Units for Weight: P-Pound O-Ounce K-Kilograms T-Tons G-Grams L-Liters O-Fluid Ounce F-Cubic Feet P-Pint Q-Quart

CERTIFICATION STATEMENT: To the best of my knowledge, I certify that the information on this form is correct. I understand that this information will be made available to regulatory agencies and that there are significant penalties for submitting false information, including the possibility of fines and imprisonment for knowing violations.

Printed Name: **ROBYN PETERSEN** Signature: *Robyn Petersen* Z Number: **086572** Date: **7-21-06**


*For new and unused chemicals

About 1200 GALLONS
FOR THIS TRANSPORT

Low-level Radiological Information

Item ID	S/V/B ¹	C/NC ²	Health Physics Container/Package Information				Radionuclide	Amount (Double Click +/- column to activate selection box)			Unit	Uncertainty		
			Container Surface (mrem/hr)	1 Meter Dose (mrem/hr)	Package Surface Contamination (DPM/100 sq. cm)									
					Alpha	Beta-Gamma								
									E				E	
									E				E	
									E				E	
									E				E	
									E				E	
									E				E	
									E				E	
									E				E	
									E				E	
									E				E	
									E				E	
									E				E	
									E				E	
									E				E	
									E				E	
									E				E	
									E				E	
									E				E	
									E				E	
									E				E	
									E				E	
									E				E	
									E				E	

N/A



¹S = Surface, V = Volume, B = Both Surface and Volume
 ²C = Compactible, NC = Non-compactible
 Units for Activity
 C - curies
 M - grams
 L - curies/liter

COPY

AREA G RECEIVING REPORT DUMPSTERS

10/03/06 17:45

Dumpster #: ★ ★	WMC: Robyn Petersen	TA: 05
	Z#: 086572	Bldg: OUTSID
WDR#: 3020328	Phone: 6659054	Room: MORTANDADN
	Generator:	Ph:

GENERAL INFORMATION

Generator Site	Receiving Site
Data Entry By:	Received By: David F. Salazar
Data Entry Date:	Received Date: 10/03/06 : 1030 hrs
Reviewed By: Steve Torrez	Non-Conformance Report #:
Reviewed Date: 10/03/06	Compaction Date:
	Bale#: Volume: 1250 Unit: GALLONS

HEALTH PHYSICS INFORMATION

	Generator Site	Receiving Site
Surface Dose (mrem/hr)	< 0.1 mrem/hr	20.2
1 meter Dose (mrem/hr)	< 0.1 mrem/hr	20.2
RCT Signature/Date:	D. B. [Signature] 10/3/06	[Signature]

DISPOSAL/STORAGE LOCATION

Disposal								Storage		
Date	Shaft	Ft. Remain.	Max. Contact (mrem/hr)	Pit	Post	Layer	Position	Transit #	Date	Location
Signature/Date: David F. Salazar 10/03/06 1500 hrs										
Comments:										

DATA MANAGEMENT INFORMATION

Logbook	Database	Verified
Date:	Date:	Date:
Initial:	Initial:	Initial:

ITEM INFORMATION

10

Appendix G

Analytical Reports

This appendix contains the reports provided by the analytical laboratory and includes the chains of custody, final chemical analytical data (reports), and Level II QA/QC results. All of this information is located in the accompanying compact disc (CD).

Table G-1
Content of Compact Disk

CD No.	Request	Suite	Sample	Sample Date	Location
1	166076	DRO	GU060500GMC501	6/26/2006	MCOI-5
1	166076	GENINORG	GF060500GMC501	6/26/2006	MCOI-5
1	166076	GENINORG	GU060500GMC501	6/26/2006	MCOI-5
1	166076	GENINORG	GU060600GMC501	6/26/2006	MCOI-5
1	166076	HEXP	GU060500GMC501	6/26/2006	MCOI-5
1	166076	METALS	GF060500GMC501	6/26/2006	MCOI-5
1	166076	METALS	GU060500GMC501	6/26/2006	MCOI-5
1	166076	PEST/PCB	GU060500GMC501	6/26/2006	MCOI-5
1	166076	PEST/PCB	GU060600GMC501	6/26/2006	MCOI-5
1	166076	RAD	GF060500GMC501	6/26/2006	MCOI-5
1	166076	RAD	GU060500GMC501	6/26/2006	MCOI-5
1	166076	SVOA	GU060600GMC501	6/26/2006	MCOI-5
1	166076	SVOA	GU060600GMC501-FTB	6/26/2006	MCOI-5
1	166076	VOA	GU060600GMC501	6/26/2006	MCOI-5
1	166076	VOA	GU060600GMC501-FTB	6/26/2006	MCOI-5
1	166077	GENINORG	GF060600PW1E01	6/27/2006	E-1W
1	166077	GENINORG	GF060600PW1E90	6/27/2006	E-1W
1	166077	GENINORG	GF060600PW1M01	6/26/2006	M-1W
1	166077	PEST/PCB	GU060600PW1E01	6/27/2006	E-1W
1	166077	PEST/PCB	GU060600PW1E90	6/27/2006	E-1W
1	166077	PEST/PCB	GU060600PW1M01	6/26/2006	M-1W
1	166170	DRO	GU060500G4BM01	6/27/2006	MCO-4B
1	166170	DRO	GU06050G14R101	6/26/2006	R-14
1	166170	GENINORG	GF060500G4BM02	6/27/2006	MCO-4B
1	166170	GENINORG	GF06050G14R101	6/26/2006	R-14
1	166170	GENINORG	GU060500G4BM01	6/27/2006	MCO-4B
1	166170	GENINORG	GU06050G14R101	6/26/2006	R-14
1	166170	HEXP	GU060500G4BM01	6/27/2006	MCO-4B
1	166170	HEXP	GU06050G14R101	6/26/2006	R-14
1	166170	METALS	GF060500G4BM02	6/27/2006	MCO-4B
1	166170	METALS	GF06050G14R101	6/26/2006	R-14
1	166170	METALS	GU060500G4BM01	6/27/2006	MCO-4B
1	166170	METALS	GU06050G14R101	6/26/2006	R-14
1	166170	PEST/PCB	GU060500G4BM01	6/27/2006	MCO-4B

Table G-1 (continued)

CD No.	Request	Suite	Sample	Sample Date	Location
1	166170	PEST/PCB	GU06050G14R101	6/26/2006	R-14
1	166170	RAD	GF060500G4BM02	6/27/2006	MCO-4B
1	166170	RAD	GF06050G14R101	6/26/2006	R-14
1	166170	RAD	GU060500G4BM01	6/27/2006	MCO-4B
1	166170	RAD	GU06050G14R101	6/26/2006	R-14
1	166170	SVOA	GU06050G14R101-EQB	6/26/2006	R-14
1	166170	VOA	GU06050G14R101-EQB	6/26/2006	R-14
1	166174	GENINORG	GU060600G4BM01	6/27/2006	MCO-4B
1	166174	GENINORG	GU06060G14R101	6/26/2006	R-14
1	166174	PEST/PCB	GU060600G4BM01	6/27/2006	MCO-4B
1	166174	PEST/PCB	GU06060G14R101	6/26/2006	R-14
1	166174	SVOA	GU060600G4BM01	6/27/2006	MCO-4B
1	166174	SVOA	GU06060G14R101	6/26/2006	R-14
1	166174	VOA	GU060600G4BM01	6/27/2006	MCO-4B
1	166174	VOA	GU06060G14R101	6/26/2006	R-14
1	166175	SVOA	GU060600G4BM01-FTB	6/27/2006	MCO-4B
1	166175	SVOA	GU06060G14R101-FTB	6/26/2006	R-14
1	166175	VOA	GU060600G4BM01-FTB	6/27/2006	MCO-4B
1	166175	VOA	GU06060G14R101-FTB	6/26/2006	R-14
1	166176	GENINORG	GF060500G4BM01	6/27/2006	MCO-4B
1	166300	DRO	GU06050G14R201	6/28/2006	R-14
1	166300	DRO	GU060600G8WT01	6/27/2006	Test Well 8
1	166300	DRO	GU060600G8WT90	6/27/2006	Test Well 8
1	166300	GENINORG	GF060600G8WT01	6/27/2006	Test Well 8
1	166300	GENINORG	GF060600G8WT90	6/27/2006	Test Well 8
1	166300	GENINORG	GU060600G8WT01	6/27/2006	Test Well 8
1	166300	GENINORG	GU060600G8WT02	6/27/2006	Test Well 8
1	166300	GENINORG	GU060600G8WT90	6/27/2006	Test Well 8
1	166300	GENINORG	GU060600G8WT91	6/27/2006	Test Well 8
1	166300	HEXP	GU060600G8WT01	6/27/2006	Test Well 8
1	166300	HEXP	GU060600G8WT90	6/27/2006	Test Well 8
1	166300	METALS	GF060600G8WT01	6/27/2006	Test Well 8
1	166300	METALS	GF060600G8WT90	6/27/2006	Test Well 8
1	166300	METALS	GU060600G8WT01	6/27/2006	Test Well 8
1	166300	METALS	GU060600G8WT90	6/27/2006	Test Well 8
1	166300	PEST/PCB	GU060600G8WT01	6/27/2006	Test Well 8
1	166300	PEST/PCB	GU060600G8WT02	6/27/2006	Test Well 8
1	166300	PEST/PCB	GU060600G8WT90	6/27/2006	Test Well 8

Table G-1 (continued)

CD No.	Request	Suite	Sample	Sample Date	Location
1	166300	PEST/PCB	GU060600G8WT91	6/27/2006	Test Well 8
1	166300	RAD	GF060600G8WT01	6/27/2006	Test Well 8
1	166300	RAD	GF060600G8WT90	6/27/2006	Test Well 8
1	166300	RAD	GU060600G8WT01	6/27/2006	Test Well 8
1	166300	RAD	GU060600G8WT90	6/27/2006	Test Well 8
1	166300	SVOA	GU060600G8WT02	6/27/2006	Test Well 8
1	166300	SVOA	GU060600G8WT91	6/27/2006	Test Well 8
1	166300	VOA	GU060600G8WT02	6/27/2006	Test Well 8
1	166300	VOA	GU060600G8WT91	6/27/2006	Test Well 8
1	166303	SVOA	GU060600G8WT02-FTB	6/27/2006	Test Well 8
1	166303	VOA	GU060600G8WT02-FTB	6/27/2006	Test Well 8
1	166310	DRO	GU060500GMC401	6/27/2006	MCOI-4
1	166310	GENINORG	GF060500GMC401	6/27/2006	MCOI-4
1	166310	GENINORG	GU060500GMC401	6/27/2006	MCOI-4
1	166310	GENINORG	GU060600GMC403	6/27/2006	MCOI-4
1	166310	GENINORG	GU06060G14R201	6/28/2006	R-14
1	166310	HEXP	GU060500GMC401	6/27/2006	MCOI-4
1	166310	METALS	GF060500GMC401	6/27/2006	MCOI-4
1	166310	METALS	GU060500GMC401	6/27/2006	MCOI-4
1	166310	PEST/PCB	GU060500GMC401	6/27/2006	MCOI-4
1	166310	PEST/PCB	GU060600GMC403	6/27/2006	MCOI-4
1	166310	PEST/PCB	GU06060G14R201	6/28/2006	R-14
1	166310	RAD	GF060500GMC401	6/27/2006	MCOI-4
1	166310	RAD	GF060500GMC401-FB	6/27/2006	MCOI-4
1	166310	RAD	GU060500GMC401	6/27/2006	MCOI-4
1	166310	RAD	GU060500GMC401-FB	6/27/2006	MCOI-4
1	166310	SVOA	GU060600GMC403	6/27/2006	MCOI-4
1	166310	SVOA	GU06060G14R201	6/28/2006	R-14
1	166310	VOA	GU060600GMC403	6/27/2006	MCOI-4
1	166310	VOA	GU06060G14R201	6/28/2006	R-14
1	166311	SVOA	GU060600GMC401-FTB	6/27/2006	MCOI-4
1	166311	SVOA	GU06060G14R201-FTB	6/28/2006	R-14
1	166311	VOA	GU060600GMC401-FTB	6/27/2006	MCOI-4
1	166311	VOA	GU06060G14R201-FTB	6/28/2006	R-14
1	166312	GENINORG	GF060600P20001	6/28/2006	Mortandad below Effluent Canyon
1	166312	GENINORG	GF060600PE1E01	6/28/2006	E-1E
1	166312	GENINORG	GU060600P20001	6/28/2006	Mortandad below Effluent Canyon
1	166312	GENINORG	GU060600PE1E01	6/28/2006	E-1E

Table G-1 (continued)

CD No.	Request	Suite	Sample	Sample Date	Location
1	166312	HEXP	GU060600P20001	6/28/2006	Mortandad below Effluent Canyon
1	166312	HEXP	GU060600PE1E01	6/28/2006	E-1E
1	166312	METALS	GF060600P20001	6/28/2006	Mortandad below Effluent Canyon
1	166312	METALS	GF060600PE1E01	6/28/2006	E-1E
1	166312	METALS	GU060600P20001	6/28/2006	Mortandad below Effluent Canyon
1	166312	METALS	GU060600PE1E01	6/28/2006	E-1E
1	166312	PEST/PCB	GU060600P20001	6/28/2006	Mortandad below Effluent Canyon
1	166312	PEST/PCB	GU060600PE1E01	6/28/2006	E-1E
1	166312	RAD	GF060600P20001	6/28/2006	Mortandad below Effluent Canyon
1	166312	RAD	GF060600PE1E01	6/28/2006	E-1E
1	166312	RAD	GU060600P20001	6/28/2006	Mortandad below Effluent Canyon
1	166312	RAD	GU060600PE1E01	6/28/2006	E-1E
1	166312	SVOA	GU060600P20001	6/28/2006	Mortandad below Effluent Canyon
1	166312	SVOA	GU060600PE1E01	6/28/2006	E-1E
1	166312	VOA	GU060600P20001	6/28/2006	Mortandad below Effluent Canyon
1	166312	VOA	GU060600P20001-FTB	6/28/2006	Mortandad below Effluent Canyon
1	166312	VOA	GU060600PE1E01	6/28/2006	E-1E
1	166312	VOA	GU060600PE1E01-FTB	6/28/2006	E-1E
1	166352	GENINORG	GU060600GMC601	6/29/2006	MCOI-6
1	166352	GENINORG	GU060600GMC690	6/29/2006	MCOI-6
1	166352	PEST/PCB	GU060600GMC601	6/29/2006	MCOI-6
1	166352	PEST/PCB	GU060600GMC690	6/29/2006	MCOI-6
1	166352	SVOA	GU060600GMC601	6/29/2006	MCOI-6
1	166352	SVOA	GU060600GMC690	6/29/2006	MCOI-6
1	166352	VOA	GU060600GMC601	6/29/2006	MCOI-6
1	166352	VOA	GU060600GMC690	6/29/2006	MCOI-6
1	166353	SVOA	GU060600GMC601-FTB	6/29/2006	MCOI-6
1	166353	VOA	GU060600GMC601-FTB	6/29/2006	MCOI-6
1	166354	DRO	GU060600G3TM01	6/29/2006	MT-3
1	166354	GENINORG	GF060500GMC801	6/30/2006	MCOI-8
1	166354	GENINORG	GF060600G3TM01	6/29/2006	MT-3
1	166354	GENINORG	GU060500GMC801	6/30/2006	MCOI-8
1	166354	GENINORG	GU060600G3TM01	6/29/2006	MT-3
1	166354	HEXP	GU060600G3TM01	6/29/2006	MT-3
1	166354	METALS	GF060500GMC801	6/30/2006	MCOI-8
1	166354	METALS	GF060600G3TM01	6/29/2006	MT-3
1	166354	METALS	GU060500GMC801	6/30/2006	MCOI-8
1	166354	METALS	GU060600G3TM01	6/29/2006	MT-3

Table G-1 (continued)

CD No.	Request	Suite	Sample	Sample Date	Location
1	166354	PEST/PCB	GU060600G3TM01	6/29/2006	MT-3
1	166354	RAD	GF060600G3TM01	6/29/2006	MT-3
1	166354	RAD	GU060600G3TM01	6/29/2006	MT-3
1	166354	SVOA	GU060600G3TM01	6/29/2006	MT-3
1	166354	VOA	GU060600G3TM01	6/29/2006	MT-3
1	166355	SVOA	GU060600G3TM01-FTB	6/29/2006	MT-3
1	166355	VOA	GU060600G3TM01-FTB	6/29/2006	MT-3
1	166358	DRO	GU060500GMC601	6/29/2006	MCOI-6
1	166358	DRO	GU060500GMC690	6/29/2006	MCOI-6
1	166358	GENINORG	GF060500GMC601	6/29/2006	MCOI-6
1	166358	GENINORG	GF060500GMC601-FB	6/29/2006	MCOI-6
1	166358	GENINORG	GF060500GMC690	6/29/2006	MCOI-6
1	166358	GENINORG	GU060500GMC601	6/29/2006	MCOI-6
1	166358	GENINORG	GU060500GMC601-FB	6/29/2006	MCOI-6
1	166358	GENINORG	GU060500GMC690	6/29/2006	MCOI-6
1	166358	HEXP	GU060500GMC601	6/29/2006	MCOI-6
1	166358	HEXP	GU060500GMC601-FB	6/29/2006	MCOI-6
1	166358	HEXP	GU060500GMC690	6/29/2006	MCOI-6
1	166358	METALS	GF060500GMC601	6/29/2006	MCOI-6
1	166358	METALS	GF060500GMC601-FB	6/29/2006	MCOI-6
1	166358	METALS	GF060500GMC690	6/29/2006	MCOI-6
1	166358	METALS	GU060500GMC601	6/29/2006	MCOI-6
1	166358	METALS	GU060500GMC601-FB	6/29/2006	MCOI-6
1	166358	METALS	GU060500GMC690	6/29/2006	MCOI-6
1	166358	PEST/PCB	GU060500GMC601	6/29/2006	MCOI-6
1	166358	PEST/PCB	GU060500GMC601-FB	6/29/2006	MCOI-6
1	166358	PEST/PCB	GU060500GMC690	6/29/2006	MCOI-6
1	166358	RAD	GF060500GMC601	6/29/2006	MCOI-6
1	166358	RAD	GF060500GMC601-FB	6/29/2006	MCOI-6
1	166358	RAD	GF060500GMC690	6/29/2006	MCOI-6
1	166358	RAD	GU060500GMC601	6/29/2006	MCOI-6
1	166358	RAD	GU060500GMC601-FB	6/29/2006	MCOI-6
1	166358	RAD	GU060500GMC690	6/29/2006	MCOI-6
1	166561	DRO	GU060500G13R01	7/3/2006	R-13
1	166561	DRO	GU060500G15R01	7/3/2006	R-15
1	166561	GENINORG	GF060500G13R01	7/3/2006	R-13
1	166561	GENINORG	GF060500G15R01	7/3/2006	R-15
1	166561	GENINORG	GU060500G13R01	7/3/2006	R-13

Table G-1 (continued)

CD No.	Request	Suite	Sample	Sample Date	Location
1	166561	GENINORG	GU060500G15R01	7/3/2006	R-15
1	166561	GENINORG	GU060600G13R01	7/3/2006	R-13
1	166561	GENINORG	GU060600G15R01	7/3/2006	R-15
1	166561	HEXP	GU060500G13R01	7/3/2006	R-13
1	166561	HEXP	GU060500G15R01	7/3/2006	R-15
1	166561	METALS	GF060500G13R01	7/3/2006	R-13
1	166561	METALS	GF060500G15R01	7/3/2006	R-15
1	166561	METALS	GU060500G13R01	7/3/2006	R-13
1	166561	METALS	GU060500G15R01	7/3/2006	R-15
1	166561	PEST/PCB	GU060500G13R01	7/3/2006	R-13
1	166561	PEST/PCB	GU060500G15R01	7/3/2006	R-15
1	166561	PEST/PCB	GU060600G13R01	7/3/2006	R-13
1	166561	RAD	GF060500G13R01	7/3/2006	R-13
1	166561	RAD	GF060500G13R01-FB	7/3/2006	R-13
1	166561	RAD	GF060500G15R01	7/3/2006	R-15
1	166561	RAD	GU060500G13R01	7/3/2006	R-13
1	166561	RAD	GU060500G13R01-FB	7/3/2006	R-13
1	166561	RAD	GU060500G15R01	7/3/2006	R-15
1	166561	SVOA	GU060600G13R01	7/3/2006	R-13
1	166561	SVOA	GU060600G15R01	7/3/2006	R-15
1	166561	VOA	GU060600G13R01	7/3/2006	R-13
1	166561	VOA	GU060600G15R01	7/3/2006	R-15
1	166562	SVOA	GU060600G13R01-FTB	7/3/2006	R-13
1	166562	SVOA	GU060600G15R01-FTB	7/3/2006	R-15
1	166562	SVOA	GU060700GMC401	7/3/2006	MCOI-4
1	166562	VOA	GU060600G13R01-FTB	7/3/2006	R-13
1	166562	VOA	GU060600G15R01-FTB	7/3/2006	R-15
1	166562	VOA	GU060700GMC401	7/3/2006	MCOI-4
1	166673	GENINORG	GF060500G28R01	7/5/2006	R-28
1	166673	GENINORG	GU060500G28R01	7/5/2006	R-28
1	166673	GENINORG	GU060600G28R01	7/5/2006	R-28
1	166673	GENINORG	GU06060G33R201	7/5/2006	R-33
1	166673	GENINORG	GU06060G33R202	7/5/2006	R-33
1	166673	HEXP	GU060500G28R01	7/5/2006	R-28
1	166673	METALS	GF060500G28R01	7/5/2006	R-28
1	166673	METALS	GU060500G28R01	7/5/2006	R-28
1	166673	PEST/PCB	GU060500G28R01	7/5/2006	R-28
1	166673	PEST/PCB	GU060600G28R01	7/5/2006	R-28

Table G-1 (continued)

CD No.	Request	Suite	Sample	Sample Date	Location
1	166673	PEST/PCB	GU06060G33R201	7/5/2006	R-33
1	166673	RAD	GF060500G28R01	7/5/2006	R-28
1	166673	RAD	GU060500G28R01	7/5/2006	R-28
1	166673	RAD	GU06060G33R202	7/5/2006	R-33
1	166673	SVOA	GU060600G28R01	7/5/2006	R-28
1	166673	SVOA	GU06060G33R201	7/5/2006	R-33
1	166673	VOA	GU060600G28R01	7/5/2006	R-28
1	166673	VOA	GU06060G33R201	7/5/2006	R-33
1	166675	SVOA	GU060600G28R01-FTB	7/5/2006	R-28
1	166675	SVOA	GU06060G33R201-FTB	7/5/2006	R-33
1	166675	VOA	GU060600G28R01-FTB	7/5/2006	R-28
1	166675	VOA	GU06060G33R201-FTB	7/5/2006	R-33
1	166712	GENINORG	GU060600G01R01	7/6/2006	R-1
1	166712	GENINORG	GU060600G01R90	7/6/2006	R-1
1	166712	GENINORG	GU060600G6CM01	7/6/2006	MCO-6
1	166712	GENINORG	GU060600G7CM01	7/6/2006	MCO-7
1	166712	PEST/PCB	GU060600G6CM01	7/6/2006	MCO-6
1	166712	PEST/PCB	GU060600G7CM01	7/6/2006	MCO-7
1	166712	SVOA	GU060600G01R01	7/6/2006	R-1
1	166712	SVOA	GU060600G01R90	7/6/2006	R-1
1	166712	SVOA	GU060600G6CM01	7/6/2006	MCO-6
1	166712	SVOA	GU060600G7CM01	7/6/2006	MCO-7
1	166712	VOA	GU060600G01R01	7/6/2006	R-1
1	166712	VOA	GU060600G01R90	7/6/2006	R-1
1	166712	VOA	GU060600G6CM01	7/6/2006	MCO-6
1	166712	VOA	GU060600G7CM01	7/6/2006	MCO-7
1	166713	SVOA	GU060600G01R01-FTB	7/6/2006	R-1
1	166713	SVOA	GU060600G6CM01-FTB	7/6/2006	MCO-6
1	166713	SVOA	GU060600G7CM01-FTB	7/6/2006	MCO-7
1	166713	VOA	GU060600G01R01-FTB	7/6/2006	R-1
1	166713	VOA	GU060600G6CM01-FTB	7/6/2006	MCO-6
1	166713	VOA	GU060600G7CM01-FTB	7/6/2006	MCO-7
1	166714	DRO	GU060500G6CM01	7/6/2006	MCO-6
1	166714	DRO	GU060500G7CM01	7/6/2006	MCO-7
1	166714	GENINORG	GF060500G01R01	7/6/2006	R-1
1	166714	GENINORG	GF060500G01R90	7/6/2006	R-1
1	166714	GENINORG	GF060500G6CM02	7/6/2006	MCO-6
1	166714	GENINORG	GF060500G7CM02	7/6/2006	MCO-7

Table G-1 (continued)

CD No.	Request	Suite	Sample	Sample Date	Location
1	166714	GENINORG	GU060500G01R01	7/6/2006	R-1
1	166714	GENINORG	GU060500G01R90	7/6/2006	R-1
1	166714	GENINORG	GU060500G6CM01	7/6/2006	MCO-6
1	166714	GENINORG	GU060500G7CM01	7/6/2006	MCO-7
1	166714	HEXP	GU060500G01R01	7/6/2006	R-1
1	166714	HEXP	GU060500G01R90	7/6/2006	R-1
1	166714	HEXP	GU060500G6CM01	7/6/2006	MCO-6
1	166714	HEXP	GU060500G7CM01	7/6/2006	MCO-7
1	166714	METALS	GF060500G01R01	7/6/2006	R-1
1	166714	METALS	GF060500G01R90	7/6/2006	R-1
1	166714	METALS	GF060500G6CM02	7/6/2006	MCO-6
1	166714	METALS	GF060500G7CM02	7/6/2006	MCO-7
1	166714	METALS	GU060500G01R01	7/6/2006	R-1
1	166714	METALS	GU060500G01R90	7/6/2006	R-1
1	166714	METALS	GU060500G6CM01	7/6/2006	MCO-6
1	166714	METALS	GU060500G7CM01	7/6/2006	MCO-7
1	166714	PEST/PCB	GU060500G01R01	7/6/2006	R-1
1	166714	PEST/PCB	GU060500G01R90	7/6/2006	R-1
1	166714	PEST/PCB	GU060500G6CM01	7/6/2006	MCO-6
1	166714	PEST/PCB	GU060500G7CM01	7/6/2006	MCO-7
1	166714	RAD	GF060500G01R01	7/6/2006	R-1
1	166714	RAD	GF060500G01R90	7/6/2006	R-1
1	166714	RAD	GF060500G6CM02	7/6/2006	MCO-6
1	166714	RAD	GF060500G7CM02	7/6/2006	MCO-7
1	166714	RAD	GU060500G01R01	7/6/2006	R-1
1	166714	RAD	GU060500G01R90	7/6/2006	R-1
1	166714	RAD	GU060500G6CM01	7/6/2006	MCO-6
1	166714	RAD	GU060500G7CM01	7/6/2006	MCO-7
1	166854	GENINORG	GF060500G21R01	7/7/2006	R-21
1	166854	GENINORG	GU060500G21R01	7/7/2006	R-21
1	166854	GENINORG	GU060600G21R01	7/7/2006	R-21
1	166854	HEXP	GU060500G21R01	7/7/2006	R-21
1	166854	METALS	GF060500G21R01	7/7/2006	R-21
1	166854	METALS	GU060500G21R01	7/7/2006	R-21
1	166854	PEST/PCB	GU060500G21R01	7/7/2006	R-21
1	166854	RAD	GF060500G21R01	7/7/2006	R-21
1	166854	RAD	GU060500G21R01	7/7/2006	R-21
1	166854	SVOA	GU060600G21R01	7/7/2006	R-21

Table G-1 (continued)

CD No.	Request	Suite	Sample	Sample Date	Location
1	166854	VOA	GU060600G21R01	7/7/2006	R-21
1	166857	SVOA	GU060600G21R01-FTB	7/7/2006	R-21
1	166857	VOA	GU060600G21R01-FTB	7/7/2006	R-21
1	166962	DRO	GU060500G2CM01	7/10/2006	MCO-2
1	166962	DRO	GU060500G57M01	7/10/2006	MCO-7.5
1	166962	DRO	GU060500GM0601	7/10/2006	MCO-0.6
1	166962	GENINORG	GF060500G57M01	7/10/2006	MCO-7.5
1	166962	GENINORG	GF060500GM0601	7/10/2006	MCO-0.6
1	166962	GENINORG	GU060500G2CM01	7/10/2006	MCO-2
1	166962	GENINORG	GU060500G57M01	7/10/2006	MCO-7.5
1	166962	GENINORG	GU060500GM0601	7/10/2006	MCO-0.6
1	166962	HEXP	GU060500G2CM01	7/10/2006	MCO-2
1	166962	HEXP	GU060500G57M01	7/10/2006	MCO-7.5
1	166962	HEXP	GU060500GM0601	7/10/2006	MCO-0.6
1	166962	METALS	GF060500G57M01	7/10/2006	MCO-7.5
1	166962	METALS	GF060500GM0601	7/10/2006	MCO-0.6
1	166962	METALS	GU060500G2CM01	7/10/2006	MCO-2
1	166962	METALS	GU060500G57M01	7/10/2006	MCO-7.5
1	166962	METALS	GU060500GM0601	7/10/2006	MCO-0.6
1	166962	PEST/PCB	GU060500G2CM01	7/10/2006	MCO-2
1	166962	PEST/PCB	GU060500G57M01	7/10/2006	MCO-7.5
1	166962	PEST/PCB	GU060500GM0601	7/10/2006	MCO-0.6
1	166962	RAD	GF060500G57M01	7/10/2006	MCO-7.5
1	166962	RAD	GF060500GM0601	7/10/2006	MCO-0.6
1	166962	RAD	GU060500G2CM01	7/10/2006	MCO-2
1	166962	RAD	GU060500G57M01	7/10/2006	MCO-7.5
1	166962	RAD	GU060500GM0601	7/10/2006	MCO-0.6
1	166965	GENINORG	GU060600G2CM01	7/10/2006	MCO-2
1	166965	GENINORG	GU060600G57M01	7/10/2006	MCO-7.5
1	166965	GENINORG	GU060600GM0601	7/10/2006	MCO-0.6
1	166965	PEST/PCB	GU060600G2CM01	7/10/2006	MCO-2
1	166965	PEST/PCB	GU060600G57M01	7/10/2006	MCO-7.5
1	166965	PEST/PCB	GU060600GM0601	7/10/2006	MCO-0.6
1	166965	SVOA	GU060600G2CM01	7/10/2006	MCO-2
1	166965	SVOA	GU060600G57M01	7/10/2006	MCO-7.5
1	166965	SVOA	GU060600GM0601	7/10/2006	MCO-0.6
1	166965	VOA	GU060600G2CM01	7/10/2006	MCO-2
1	166965	VOA	GU060600G57M01	7/10/2006	MCO-7.5

Table G-1 (continued)

CD No.	Request	Suite	Sample	Sample Date	Location
1	166965	VOA	GU060600GM0601	7/10/2006	MCO-0.6
1	166966	SVOA	GU060600G2CM01-FTB	7/10/2006	MCO-2
1	166966	SVOA	GU060600G57M01-FTB	7/10/2006	MCO-7.5
1	166966	SVOA	GU060600GM0601-FTB	7/10/2006	MCO-0.6
1	166966	VOA	GU060600G2CM01-FTB	7/10/2006	MCO-2
1	166966	VOA	GU060600G57M01-FTB	7/10/2006	MCO-7.5
1	166966	VOA	GU060600GM0601-FTB	7/10/2006	MCO-0.6
1	167124	GENINORG	GF060500G3CM01	7/13/2006	MCO-3
1	167125	DRO	GU060500GMA101	7/12/2006	MCA-1
1	167125	GENINORG	GF060500GMA101	7/12/2006	MCA-1
1	167125	GENINORG	GU060500GMA101	7/12/2006	MCA-1
1	167125	GENINORG	GU060600GMA101	7/12/2006	MCA-1
1	167125	HEXP	GU060500GMA101	7/12/2006	MCA-1
1	167125	METALS	GF060500GMA101	7/12/2006	MCA-1
1	167125	METALS	GU060500GMA101	7/12/2006	MCA-1
1	167125	PEST/PCB	GU060500GMA101	7/12/2006	MCA-1
1	167125	PEST/PCB	GU060600GMA101	7/12/2006	MCA-1
1	167125	RAD	GF060500GMA101	7/12/2006	MCA-1
1	167125	RAD	GU060500GMA101	7/12/2006	MCA-1
1	167125	SVOA	GU060600GMA101	7/12/2006	MCA-1
1	167125	VOA	GU060600GMA101	7/12/2006	MCA-1
1	167133	SVOA	GU060600GMA101-FTB	7/12/2006	MCA-1
1	167133	VOA	GU060600GMA101-FTB	7/12/2006	MCA-1
1	167206	GENINORG	GU06060G16R201	7/13/2006	R-16
1	167206	GENINORG	GU06060G16R301	7/12/2006	R-16
1	167206	GENINORG	GU06060G16R401	7/13/2006	R-16
1	167206	PEST/PCB	GU06060G16R201	7/13/2006	R-16
1	167206	PEST/PCB	GU06060G16R301	7/12/2006	R-16
1	167206	PEST/PCB	GU06060G16R401	7/13/2006	R-16
1	167206	SVOA	GU06060G16R201	7/13/2006	R-16
1	167206	SVOA	GU06060G16R301	7/12/2006	R-16
1	167206	SVOA	GU06060G16R401	7/13/2006	R-16
1	167206	VOA	GU06060G16R201	7/13/2006	R-16
1	167206	VOA	GU06060G16R301	7/12/2006	R-16
1	167206	VOA	GU06060G16R401	7/13/2006	R-16
1	167207	SVOA	GU06060G16R201-FTB	7/13/2006	R-16
1	167207	SVOA	GU06060G16R301-FTB	7/12/2006	R-16
1	167207	SVOA	GU06060G16R401-FTB	7/13/2006	R-16

Table G-1 (continued)

CD No.	Request	Suite	Sample	Sample Date	Location
1	167207	VOA	GU06060G16R201-FTB	7/13/2006	R-16
1	167207	VOA	GU06060G16R301-FTB	7/12/2006	R-16
1	167207	VOA	GU06060G16R401-FTB	7/13/2006	R-16
1	167209	DRO	GU06050G16R201	7/13/2006	R-16
1	167209	DRO	GU06050G16R401	7/13/2006	R-16
1	167209	SVOA	GU06050G16R201-EQB	7/13/2006	R-16
1	167209	VOA	GU06050G16R201-EQB	7/13/2006	R-16
1	167210	DRO	GU06050G16R301	7/12/2006	R-16
1	167210	GENINORG	GF06050G16R301	7/12/2006	R-16
1	167210	GENINORG	GU06050G16R301	7/12/2006	R-16
1	167210	HEXP	GU06050G16R301	7/12/2006	R-16
1	167210	METALS	GF06050G16R301	7/12/2006	R-16
1	167210	METALS	GU06050G16R301	7/12/2006	R-16
1	167210	PEST/PCB	GU06050G16R301	7/12/2006	R-16
1	167210	RAD	GF06050G16R301	7/12/2006	R-16
1	167210	RAD	GU06050G16R301	7/12/2006	R-16
1	167482	GENINORG	GF060700E20001	6/29/2006	Mortandad below Effluent Canyon
1	167482	GENINORG	GU060700E20001	6/29/2006	Mortandad below Effluent Canyon
1	167482	METALS	GF060700E20001	6/29/2006	Mortandad below Effluent Canyon
1	167482	METALS	GU060700E20001	6/29/2006	Mortandad below Effluent Canyon
1	167482	PEST/PCB	GU060700E20001	6/29/2006	Mortandad below Effluent Canyon
1	167482	RAD	GU060700E20001	6/29/2006	Mortandad below Effluent Canyon
1	2224	RAD	UU06050G14R101	6/26/2006	R-14
1	2224	RAD	UU06050G14R201	6/28/2006	R-14
1	2224	RAD	UU060600G8WT90	6/28/2006	Test Well 8
1	2224	RAD	UU060600PW1E90	6/27/2006	E-1W
1	2224	RAD	UU060600PW1M01	6/26/2006	M-1W
1	2228	RAD	UU060500G01R01	7/6/2006	R-1
1	2228	RAD	UU060500G01R90	7/6/2006	R-1
1	2228	RAD	UU060500G21R01	7/7/2006	R-21
1	2228	RAD	UU06060G33R201	7/5/2006	R-33
1	2229	RAD	UU060500G2CM01	7/10/2006	MCO-2
1	2229	RAD	UU060500GM0601	7/10/2006	MCO-0.6
1	2229	RAD	UU060500GMA101	7/12/2006	MCA-1
1	2230	RAD	UU06050G16R201	7/13/2006	R-16
1	2230	RAD	UU06050G16R301	7/12/2006	R-16
1	2230	RAD	UU06050G16R401	7/13/2006	R-16

This page intentionally left blank.