



***Environmental Protection & Compliance Division  
Environmental Compliance Programs (EPC-CP)***  
PO Box 1663, K490  
Los Alamos, New Mexico 87545  
(505) 667-0666

***National Nuclear Security Administration  
Los Alamos Field Office, A316***  
3747 West Jemez Road  
Los Alamos, New Mexico, 87544  
(505) 606-0397/Fax (505) 284-7522

*Date:* **JUN 3 0 2016**  
*Symbol:* EPC-DO-16-174  
*LA-UR:* 16-24452  
*Locates Action No.:* Not Applicable

Mr. John E. Kieling, Chief  
Hazardous Waste Bureau  
New Mexico Environment Department  
2905 Rodeo Park Drive East, Building 1  
Santa Fe, New Mexico 87505-6303

Dear Mr. Kieling:

**Subject: Transmittal of Class 1 Permit Modification Request for the Addition of Treatment in Containers by Stabilization, Los Alamos National Laboratory**

The purpose of this letter is to submit a request to add treatment processes at a permitted unit within the Los Alamos National Laboratory (LANL) Hazardous Waste Facility Permit (Permit), issued to the Department of Energy and Los Alamos National Security, LLC (DOE/LANS), the Permittees, in November 2010. The permit modification provides proposed revisions to text and figures in Permit Parts 2 and 7 as well as Attachments A, B, C, G.4, G.5, J, and N.

This proposed permit modification request has been prepared in accordance with the Code of Federal Regulations [CFR], Title 40 (40 CFR) 270.42(a). This modification request includes the addition of treatment in containers by stabilization at one permitted storage unit. In reference to Item F.1.c in Appendix I of 40 CFR 270.42, the Permittees may submit a proposed Class 1 permit modification of a hazardous waste facility permit to add a treatment process necessary to treat hazardous wastes that are restricted from land disposal to meet some or all applicable treatment standards. It is necessary for the Permittees to treat nitrate salt-bearing waste located at LANL, in order to remove the Resource Conservation and Recovery Act (RCRA) hazardous waste characteristics of ignitability and corrosivity. The treatment of the waste is intended to meet the deactivation waste treatment standard to remove the US Environmental Protection Agency (EPA) Hazardous Waste Numbers D001 and D002 (ignitability and corrosivity). By the criteria of Appendix I, the addition of this treatment process could be incorporated into the permit utilizing the Class 1 modification requiring prior regulatory agency approval process because the only changes to the permitted storage unit are related to the addition of the treatment process and are limited to the stated purpose of the classification description.

The changes described within this request do not substantially alter the permitted container storage requirements or facility and only add permit conditions as necessary to describe the treatment process and associated waste management requirements. This permit modification request adds equipment and a treatment process to an already existing permitted container storage unit that has been used for processing and repackaging of waste in the past. The storage capacity for the waste containers allowed at each of the units will not be increased by the changes incorporated by this permit modification and will not significantly affect the overall waste processing operations at the facility. Past waste processing at the facility has included container repackaging, sorting, segregating, and adding absorbent correctly utilizing the permitting exclusions at 40 CFR 270.1(c)(2)(vii).

Upon approval of this Class 1 permit modification request, the modification will be put into effect and notice will be sent to the NMED-HWB-maintained LANL facility mailing list in accordance with 40 CFR 270.42(a)(1)(ii) within ninety days of the approval of this request.

If you have comments or questions regarding this permit modification request, please contact Karen Armijo (DOE) at (505) 665-7314 or Mark Haagenstad (LANS) at (505) 665-2014.

Sincerely,



John P. McCann  
Acting Division Leader  
Environmental Protection & Compliance Division  
Los Alamos National Security, LLC

Sincerely,



Kimberly Davis Lebak  
Manager  
National Security Missions  
NNSA/Los Alamos Field Office

JPM:KDL:MPH:LRV/ms

Enclosures: (1) Class 1 Permit Modification Request for Stabilization in Containers

Cy: Laurie King, USEPA/Region 6, Dallas, TX, (E-File)  
Ryan Flynn, NMED, Santa Fe, NM, (E-File)  
Kathryn Roberts, NMED, Santa Fe, NM, (E-File)  
Dave Cobrain, NMED/HWB, Santa Fe, NM, (E-File)  
Neelam Dhawan, NMED/HWB, Santa Fe, NM, (E-File)  
Siona Briley, NMED/HWB, Santa Fe, NM, (E-File)  
Kimberly Davis Lebak, NA-LA, (E-File)  
Jody M. Pugh, NA-LA, (E-File)  
Karen E. Armijo, NA-LA, (E-File)  
David J. Nickless, EM-LA, (E-File)  
David S. Rhodes, EM-LA, (E-File)  
Kirsten M. Laskey, EM-LA, (E-File)

Cy (continued):

Craig S. Leasure, PADOPS, (E-File)  
William Mairson, PADOPS, (E-File)  
Michael T. Brandt, ADESH, (E-File)  
Raeanna Sharp-Geiger, ADESH, (E-File)  
Randall M. Erickson, ADEM, (E-File)  
David J. Funk, ADEM, (E-File)  
Wayne P. Hohs, WD-DO, (E-File)  
John P. McCann, EPC-DO, (E-File)  
Mark Haagenstad, EPC-CP, (E-File)  
Luciana R. Vigil-Holterman, EPC-CP, (E-File)  
Tammy A. Diaz, EPC-CP, (E-File)  
[lasomailbox@nnsa.doe.gov](mailto:lasomailbox@nnsa.doe.gov), (E-File)  
[emla.docs@em.doe.gov](mailto:emla.docs@em.doe.gov), (E-File)  
[locatesteam@lanl.gov](mailto:locatesteam@lanl.gov), (E-File)  
[epc-correspondence@lanl.gov](mailto:epc-correspondence@lanl.gov), (E-File)  
[rcra-prr@lanl.gov](mailto:rcra-prr@lanl.gov), (E-File)  
[epcats@lanl.gov](mailto:epcats@lanl.gov), (E-File)



COPY



**Environmental Protection & Compliance Division**  
**Environmental Compliance Programs (EPC-CP)**  
PO Box 1663, K490  
Los Alamos, New Mexico 87545  
(505) 667-0666

**National Nuclear Security Administration**  
**Los Alamos Field Office, A316**  
3747 West Jemez Road  
Los Alamos, New Mexico, 87544  
(505) 606-0397/Fax (505) 284-7522

Date: **JUN 30 2016**  
Symbol: EPC-DO-16-174  
LA-UR: 16-24452  
Locates Action No.: Not Applicable

Mr. John E. Kieling, Chief  
Hazardous Waste Bureau  
New Mexico Environment Department  
2905 Rodeo Park Drive East, Building 1  
Santa Fe, New Mexico 87505-6303



Dear Mr. Kieling:

**Subject: Transmittal of Class 1 Permit Modification Request for the Addition of Treatment in Containers by Stabilization, Los Alamos National Laboratory**

The purpose of this letter is to submit a request to add treatment processes at a permitted unit within the Los Alamos National Laboratory (LANL) Hazardous Waste Facility Permit (Permit), issued to the Department of Energy and Los Alamos National Security, LLC (DOE/LANS), the Permittees, in November 2010. The permit modification provides proposed revisions to text and figures in Permit Parts 2 and 7 as well as Attachments A, B, C, G.4, G.5, J, and N.

This proposed permit modification request has been prepared in accordance with the Code of Federal Regulations [CFR], Title 40 (40 CFR) 270.42(a). This modification request includes the addition of treatment in containers by stabilization at one permitted storage unit. In reference to Item F.1.c in Appendix I of 40 CFR 270.42, the Permittees may submit a proposed Class 1 permit modification of a hazardous waste facility permit to add a treatment process necessary to treat hazardous wastes that are restricted from land disposal to meet some or all applicable treatment standards. It is necessary for the Permittees to treat nitrate salt-bearing waste located at LANL, in order to remove the Resource Conservation and Recovery Act (RCRA) hazardous waste characteristics of ignitability and corrosivity. The treatment of the waste is intended to meet the deactivation waste treatment standard to remove the US Environmental Protection Agency (EPA) Hazardous Waste Numbers D001 and D002 (ignitability and corrosivity). By the criteria of Appendix I, the addition of this treatment process could be incorporated into the permit utilizing the Class 1 modification requiring prior regulatory agency approval process because the only changes to the permitted storage unit are related to the addition of the treatment process and are limited to the stated purpose of the classification description.



# **ENCLOSURE 1**

**Class 1 Permit Modification Request for Stabilization in  
Containers**

**EPC-DO-16-174**

**LA-UR-16-24452**

**Date:**                     JUN 3 0 2016

## **Class 1 Permit Modification Request for Stabilization in Containers**

This document contains a Class 1 permit modification request for the Los Alamos National Laboratory (LANL) Hazardous Waste Facility Permit (Permit) issued to the U.S. Department of Energy (DOE) and Los Alamos National Security, LLC (LANS), collectively the Permittees, in November 2010. The U.S. Environmental Protection Agency (EPA) Number for this facility is NM0890010515. This Class 1 permit modification request has been prepared in accordance with the 40 CFR 270.42(a)(2), Appendix I, Item F.1.c. This regulation allows for the modification of a hazardous waste facility permit with prior approval from the regulatory agency to add a treatment process that is necessary for treatment of hazardous wastes that are restricted from land disposal to meet some or all applicable treatment standards. This permit modification proposes the addition of a treatment process for nitrate salt-bearing waste in storage at a permitted storage unit located at LANL to deactivate the Resource Conservation and Recovery Act (RCRA) hazardous waste characteristics of ignitability and corrosivity (D001 and D002). This permit modification request has been drafted for review and approval by the New Mexico Environment Department (NMED) pursuant to the New Mexico Administrative Code 20.4.1.900, incorporating 40 CFR 270.42(a).

### **Background**

There are three identified subsets of nitrate salt-bearing waste:

1. unremediated (LA-MIN02-V.001 or LA-CIN01.001-Cans) nitrate salt waste,
2. remediated (LA-MIN02-V.001, LA-CIN01.001-Cans, or LA-MHD01.001) nitrate salt-bearing waste containers, and
3. cemented waste (LA-CIN01.001-Cans) that contain liquids.

Unremediated nitrate salt waste consists of unconsolidated nitrate salts generated at Technical Area (TA) 55 in a process room and glovebox from 1979 through 1991 and were packaged in plastic bags within a lead-liner inside a 55-gallon waste container. Remediated nitrate salt-bearing waste is unconsolidated nitrate salts that were remediated by mixing with organic absorbent and, in most cases, debris (such as plastic packaging, lead, PPE, empty plastic bottles, etc.). Unremediated and remediated nitrate salt waste have been characterized as hazardous waste that contain hazardous waste characteristics ignitability and corrosivity (when liquids are present). Cemented waste in the LA-CIN01.001-Cans waste stream include waste containers that are cemented nitrate salt waste that has dewatered. The liquid within these containers has been characterized as hazardous waste that contain hazardous waste characteristics of ignitability and corrosivity.

Remediated nitrate salt-bearing waste at LANL is currently stored in 55-gallon waste containers located in the PermaCon® at TA-54, Area G, Pad 11, Dome 375. These containers are currently stored in isolation from other waste containers because they have been determined to be

incompatible wastes as well as ignitable and, where liquids are present, corrosive. These waste containers are stored in accordance with the *LANL Nitrate Salt-Bearing Waste Container Isolation Plan*. The plan describes the safe storage and management of remediated nitrate salt-bearing waste containers at LANL, and it will remain in effect until treatment of the remediated nitrate salt-bearing waste has occurred, the risk of an inadvertent chemical reaction is mitigated, and the characteristics of corrosivity (where liquids are present) and ignitability have been removed by an approved treatment. The plan will be revised and approved as necessary to include all special storage provisions (i.e. temperature controlled storage), additional monitoring requirements, and transport provisions that are not necessary for other waste that requires treatment by stabilization as described within this permit modification request.

There are no changes necessary to the storage and transport processes described within Permit Part 3 (*Storage in Containers*) and Permit Attachment A (*Technical Area (TA) - Unit Descriptions*) to implement the proposed treatment processes for unremediated nitrate salt waste and cemented waste with liquids. Waste containers are transported to the permitted unit by flatbed trucks, closed-box trucks, or trailers. The permitted unit has design features that promote safe unloading and handling of waste containers from these trucks and trailers. Waste containers will be stored at the units in accordance with the conditions outlined in Permit Part 3 and all applicable subsections.

The Permittees propose to conduct treatment by stabilization in containers at a permitted container storage unit located at Technical Area 50, Building 69 (TA-50-69, also known as the Waste Characterization, Reduction, and Repackaging Facility [WCRRF]). The TA-50-69 Indoor Permitted Unit has been used for waste sorting, segregation, size-reducing, and permit-exempt treatment by absorption activities. In an effort to maintain safety and compliance, the activities necessary to treat nitrate salt-bearing waste have been researched extensively and the path forward described herein has been established for the waste.

Information regarding the Permittees' recharacterization efforts, evaluation and testing of effective treatment methods, and information on evaluations of locations and physical methods to conduct treatment processes have been provided to the NMED previously in the following submittals:

- *Response to Ordered Action 2/3; Attachment A to Settlement Agreement and Stipulated Final Order HWB-14-20; Los Alamos National Laboratory* (<http://permalink.lanl.gov/object/tr?what=info:lanl-repo/eprr/ESHID-601350>),
- *Transmittal of Finalized Scientific Report Regarding Nitrate Salt Waste Streams* (<http://permalink.lanl.gov/object/tr?what=info:lanl-repo/eprr/ESHID-601428>), and
- *Transmittal of Reports Regarding Treatment Effectiveness for Stabilization of Nitrate Salt Waste Streams* (<http://permalink.lanl.gov/object/tr?what=info:lanl-repo/eprr/ESHID-601477-01> and <http://eprrdata.lanl.gov/eprrdata/Files/ESHID-601477-02.zip>).

- *Transmittal of Report Regarding Nitrate Salt Waste Stream Surrogate Testing* (<http://permalink.lanl.gov/object/tr?what=info:lanl-repo/epr/ESHID-601550-1> and <http://eprdata.lanl.gov/eprdata/Files/ESHID-601550-2.zip>).
- *Transmittal of Final Report Regarding Nitrate Salt Waste Stream Surrogate Testing*, June 30, 2016 (link not yet available).

Summaries and descriptions of scientific studies that have been conducted to characterize and determine the appropriate treatment process for nitrate salt-bearing waste is included within the documents listed above. Documents that summarize specific testing conducted to prove treatment effectiveness of the proposed treatment method are included in the third, fourth, and fifth links above. This permit modification request and the *LANL Nitrate Salt-Bearing Waste Container Isolation Plan*, as revised, represent the Permittees' plan for safe management and treatment of nitrate salt-bearing waste located at LANL as required by Ordered Action 2/3, Item C.iv in Attachment A of the Settlement Agreement and Stipulated Final Order HWB-14-20 entered into by the NMED and the Permittees on January 22, 2016. This approach is described in Enclosure 3 of the first document linked above.

### **Basis**

This modification request has been prepared in accordance with the 40 CFR 270.42(a)(2), Appendix I, Item F.1.c. This regulation allows for the modification of a hazardous waste facility permit with prior approval from the regulatory agency to add a treatment process that is necessary for treatment of hazardous wastes that are restricted from land disposal to meet some or all applicable treatment standards. It is necessary for the Permittees to treat nitrate salt-bearing waste located at LANL to deactivate the RCRA hazardous waste characteristics of ignitability and, where liquids are present, corrosivity. By the criteria of Appendix I, the addition of this treatment process can be incorporated into the permit utilizing a Class 1 modification requiring prior regulatory agency approval process. This process is appropriate because the only changes proposed to the permitted storage unit are related to the addition of the treatment process, and are limited to the stated purpose of the class description.

### **Description**

As discussed further below, the permit modification request proposes changes to a permitted unit at TA-50-69. All proposed changes are shown in redline-strikeout format for proposed revisions to text in Permit Parts 2 and 7; and Attachments A, B, C, G.4, G.5, and J. These changes, as well as a replacement figure for Attachment N, are enclosed as Attachment 1 to this modification request. Attachment 2 is a clean and certified copy of the revised Part A Application form for incorporation into Attachment B (*Part A Application*) of the Permit. Attachment 3 includes a signed certification as required by 40 CFR 270.11.

The changes will encompass the addition of a treatment process at TA-50-69 for the three nitrate salt-bearing waste streams that includes blending of water and zeolite with solid homogenous



waste, stabilization of liquid nitrate salt-bearing waste with zeolite, and repackaging and resizing of debris waste. Additionally, a refrigeration unit will be located in Room 102 at the TA-50-69 Indoor Permitted Unit and utilized for overnight (or longer) storage of remediated nitrate salt-bearing waste containers if necessary.

Treatment of nitrate salt-bearing waste will occur within the glovebox at the TA-50-69 Indoor Permitted Unit. The glovebox provides confinement for the proposed operations, and is well configured to safely accommodate the stabilization process of blending with zeolite.

#### Treatment by Stabilization in Containers

The stabilization process described herein includes absorbing liquid waste with zeolite and blending solid waste with water and mixing with zeolite. The zeolite is used to stabilize the nitrate salt waste by leaching the salts from the waste using water and reducing the chemical reactivity of the waste by binding it. Mixers and a blender will be used to provide mixing to ensure the waste being treated is well blended: first with water to aid in processing (by reducing viscosity and dissolving the nitrate salts, in the case of solids), and then with zeolite to absorb and stabilize the nitrate solution and provide an inorganic matrix. Volumetric containers will be used to measure the ingredients (water, waste, and zeolite). Waste removed from the parent container will be collected in a container to move to the mixers for processing. Water will be delivered to the mixer via piping through the glovebox patch panel, and/or from a container mounted to a glovebox opening via a pump. Zeolite will be loaded into the glovebox. All contents of a single waste container will be treated within a single shift, or the waste containers (parent and daughter) will be closed using a vented, rigid cover if waste must be left unattended mid-treatment. In accordance with Permit Section 3.11.1(2), waste will not be left in storage within the glovebox.

The liquid contents of the nitrate salt-bearing waste containers will be decanted from the parent waste container, captured and added to the mixer and then blended with zeolite that has been prescreened to -14 x +40 mesh in size. A waste liquid-to-zeolite volume ratio of at least 1:3 will be utilized, followed by blending using a mixer until the mixture is combined. If liquid enters the catchment basin within the glovebox, it will be absorbed in the catchment basin using zeolite and then moved to the mixer and zeolite will be added and blended to combine until the mixture is stabilized. Stabilized liquids will be placed into a daughter container. All three subsets of nitrate salt-bearing waste streams require this treatment process for liquids within the parent waste container. In the case of cemented nitrate salt waste, no further treatment is necessary for the cemented solids within the container.

Waste treatment of the solids (for remediated and unremediated nitrate salt-bearing waste) will occur by first adding a premeasured amount of water to the mixing bowl. A premeasured quantity of waste will then be added to the mixing bowl and mixed to decrease the viscosity to

aid with the final blending step. The waste and water mixture will then be blended with zeolite until the liquid is fully absorbed. Blending of the waste will occur using mixers, pre-sized measuring containers, and containers for movement of waste.

The volumetric blend ratios are the guiding requirements for the process. These then drive the treatment process to be used based upon the size of batch to be prepared. The blend ratios are:

- waste-to-water: 1.0:0.5 < volume ratio < 1.0:1.0
- blended waste and water mixture-to-zeolite: 1.0:2.0 < volume ratio < 1.0:5.0

Using the volumetric ratios, the waste process steps will include (1) add water, (2) blend with nitrate salt-bearing waste, and then (3) add zeolite and blend until mixed. A typical treatment process is to first add a quantity of water and waste within the mixer bowl and blend until combined. A premeasured quantity of zeolite will be used added to the mixer bowl in batches and blended until stabilized.

Most debris within the waste containers do not require additional treatment and will either be placed back into the parent waste container or placed directly into the daughter container with the treated waste. Excess salt or salt-organic absorbent mixtures stuck to the debris waste will be removed from the debris using the glovebox gloves or a non-sparking tool or process. Debris may be stored temporarily in a container that will be attached to a glovebox opening and resized as necessary to be packaged in a waste container. Resizing of debris may include tearing or crumpling the debris using shears or other cutting tools and utilizing non-sparking tools or processes. Any cellulosic material (e.g., Kimwipes<sup>TM</sup> or WypAlls\*) found within the parent container will require additional treatment and will be macerated with water using a high speed blender and then mixed with zeolite in at least a 1:3 blended waste-water mixture to zeolite ratio.

After treatment, all treated waste will be packaged into containers. Waste will be characterized utilizing the sampling and analysis methods as outlined in Permit Attachment C, *Waste Analysis Plan* and will be subjected to the mixed transuranic waste characterization process. Waste stream descriptions within Permit Attachment C.1.2.3, *Mixed Transuranic Waste*, have been added to accommodate for nitrate salt-bearing waste and a table (Table C-20, *Description of Stabilization Waste Streams at Technical Area 50, Building 69*) was added as a summary of the waste streams that will be treated by stabilization process of blending with zeolite. Description of the wastes to be treated at TA-50-69, collection of pretreatment samples, and treatment verification have also been added within the subsections of Permit Attachment C.3.2.4. *Characterization Procedures Prior to and After Treatment of Mixed TRU Waste*.

Solid samples from containers of remediated nitrate salt waste and liquids from unremediated nitrate salt waste will be collected prior to treatment and analyzed at a LANL on-site analytical laboratory. These samples will be collected from the containers when they are opened within the

glovebox in the TA-50-69 Indoor Permitted Unit. Analysis of these samples will provide additional acceptable knowledge characterization information for these types of nitrate salt waste to confirm testing conducted with surrogate materials. Analytical results for this testing will be provided to the NMED within 120 days of sample collection. Six remediated nitrate salt-bearing waste containers (including drum # 68685) and the liquids from two unremediated nitrate salt waste containers will be sampled.

After treatment, the characteristics of ignitability and corrosivity (EPA Hazardous Waste Numbers D001 and D002) will be removed from the waste stream meeting the deactivation waste treatment standard. At that point, there are no special considerations for storage of these waste containers and they will be placed into storage at one of the TA-50-69 units or at a storage unit at TA-54, Area G, prior to shipment for disposition at the Waste Isolation Pilot Plant.

Secondary waste generated during the treatment process will include waste items such as left over water, glovebox gloves, personal protective equipment, containers, mixer parts, plastic, cleaning agents, and cleaning wipes. Empty containers that held nitrate salt-bearing waste that contain plastic bags and fiberboard liners may also be generated, or the containers will be filled with debris waste and characterized appropriately. All treated wastes and secondary waste will be characterized using the sampling and analysis methods required in Permit Attachment C, *Waste Analysis Plan*.

### **Discussion of Changes**

Proposed Permit changes are described below and are shown in in redline-strikeout formatting within Attachment 1 of this document.

#### **Permit Section 2.4.7(1), *Waste Characterization Review***

Correction of a typographic anomaly within the permit condition.

#### **Permit Part 7, *Stabilization in Containers***

Proposed permit conditions for treatment by stabilization have been included as proposed in Permit Part 7. Permit conditions associated with water and zeolite blending are proposed within this Permit Part, and other descriptive text associated with the incorporation of the treatment process for nitrate salt-bearing waste at the TA-50-69 Indoor Permitted Unit has been proposed within Attachment A (*Technical Area (TA) – Unit Descriptions*).

#### **Attachment A, *Technical Area (TA) – Unit Descriptions***

Descriptive text revisions identified in Attachment A, *Technical Area (TA) – Unit Descriptions*, include the following:

- Changes to the title of the TA-50-69 Indoor Permitted Unit to indicate that it is a storage and treatment unit;

- A description of the equipment used for treatment (e.g., glovebox, mixers, etc.) at the TA-50-69 Indoor Permitted Unit;
- A description of treatment process flow at TA-50-69 Indoor Permitted Unit; and
- A description of the refrigeration unit that will be utilized for temperature controlled storage at the TA-50-69 Indoor Permitted Unit.

#### **Permit Attachment B, Part A Application**

This Permit Attachment has been updated where applicable to reflect address changes, owner title designations, and the addition of a treatment process at TA-50-69. Waste treatment process code T04 for “Other Treatment” has been added to the Process Codes and Design Capacities for the TA-50-69 Indoor Permitted Unit. The process code is also proposed for all EPA Hazardous Waste Numbers that apply to the waste containers to be treated under “Description of Hazardous Wastes”. Although the only EPA Hazardous Waste Numbers that will be deactivated from the treated waste are those for ignitability and corrosivity (D001 and D002), the process code T04 has been added to all EPA Hazardous Waste Numbers assigned to the waste stream for completeness. Attachment 1 includes changes highlighted or with editing marks where able. A complete, signed, version of the form has been included within Attachment 2 of this permit modification request.

#### **Permit Attachment C, Waste Analysis Plan**

Section C.1.2.3, *Mixed Transuranic Waste*; Table C-5, *Descriptions of Mixed Transuranic Waste Stored at the Facility*; and Table C-20, *Description of Stabilization Waste Streams at Technical Area 50, Building 69* within this Permit Attachment have been revised or newly added to reflect the addition of waste stream descriptions for nitrate salt-bearing wastes and recharacterization efforts for nitrate salt-bearing waste. The title for Section C.3.2.4, *Characterization Procedures Prior to and After Treatment of Mixed TRU Waste*, has been corrected to reflect that the subsections encompass characterization both before and after treatment of waste. Descriptions of wastes to be treated at TA-50-69, sampling of waste prior to treatment, and sampling and analysis for verification of treatment methodology have also been included within Permit Attachment Section C.3.2.4, *Characterization Procedures Prior to and After Treatment of Mixed TRU Waste*, and associated subsections. There are no changes necessary to the waste sampling or analysis methods associated with this permit modification request.

#### **Permit Attachment G.4, Technical Area 50, Building 69 Indoor Container Storage Unit Closure Plan**

Throughout Permit Attachment G.4, changes have been made to reflect that the unit will be utilized for treatment as well as storage of waste, the title for Permit Attachment A has been corrected, and a description of the small glovebox and the refrigeration unit has been incorporated within Section 2.0 *Description of the Unit to be Closed*. Table G.4-1, *Hazardous Waste Constituents of Concern in Technical Area 50, Building 69 Indoor Container Storage*

*Unit*, has been revised to incorporate the known management of ignitable and corrosive waste at the unit. Figures G.4-1, *Technical Area 50, Building 69, Room 102 Container Storage/Treatment Unit Sampling Grid and Additional Sampling Locations*, were also revised to include the refrigeration unit within Room 102.

**Permit Attachment G.5, *Technical Area 50, Building 69 Outdoor Container Storage Unit Closure Plan***

Table G.5-1, *Hazardous Waste Constituents of Concern in Technical Area 50, Building 69 Outdoor Container Storage Unit*, has been revised to incorporate the known management of ignitable and corrosive waste at the unit.

**Permit Attachment J, *Hazardous Waste Management Units***

Table J-1, *Active Portion of the Facility*, in Permit Attachment J, was changed to reflect the addition of a treatment process to the TA-50-69 Indoor Permitted Unit within the “Process Codes”, “Operating Capacity”, and “General Information” columns of the table. The “T04” designation before Table J-1 has been corrected to reflect that the Process Code is applicable for “Other Treatment” methods.

**Permit Attachment N, *Figures***

Figure 23 within Permit Attachment N, has been updated to include the smaller glovebox’s footprint, the location of the refrigeration unit on the figure within Room 102, and a description of the unit as a storage and treatment unit.

**Attachment 1**

**Text changes and replacement figure for Permit Parts 2 and 7; and Attachments A, B, C,  
G.4, G.5, J, and N**

auditable form in the Facility Operating Record. The Permittees shall assign a traceable identifier to this documentation to facilitate both access to this information and its verification by the Permittees and the Department.

#### **4.2.4.4 Waste Received from Off-Site**

If a hazardous waste stream is received at the Facility from an off-site facility identified at Permit Section 2.2.1, the Permittees shall obtain from the facility a detailed characterization of a representative sample of the waste. If acceptable knowledge is used for the waste characterization, the Permittees shall require the facility to provide all acceptable knowledge documentation used to characterize the waste stream (*see* 40 CFR § 270.32(b)(2)). In addition, the Permittees shall ensure that all applicable waste characterization requirements specified in Permit Section 2.4 have been met and documented.

The Permittees shall ensure that the waste matches the identity of the waste designated on the accompanying manifest or shipping paper. If discrepancies between the waste received from an off-site treatment facility and the information on the manifest are found, the Permittees shall comply with the requirements of 40 CFR § 264.72, which is incorporated herein by reference, to resolve the discrepancies.

#### **5.2.4.5 Treatment-Derived Waste**

The Permittees shall characterize treatment-derived wastes generated both on-site and off-site by determining whether the treatment residues meet the applicable treatment standard in accordance with 40 CFR § 268.7(b), which is incorporated herein by reference, unless the Permittees have documented that the purpose of the treatment process is not to attain the applicable treatment standard. The Permittees shall ensure adherence to notification and recordkeeping requirements specified at 40 CFR § 268.7(b)(3)(ii). If the waste remains a hazardous waste, the Permittees shall further characterize it in compliance with the applicable requirements of Permit Section 2.4.1.

#### **6.2.4.6 Reserved**

#### **7.2.4.7 Waste Characterization Review**

The Permittees shall ensure that the initial characterization of any hazardous waste stream managed under this Permit is reviewed or repeated to verify that the characterization is accurate and up to date (*see* 40 CFR § 264.13(b)(4)). The Permittees shall document this review in the Facility Operating Record.

The Permittees shall perform the following:

- (1) Annually ~~reëvaluatereevaluation~~ all hazardous waste streams generated to verify the accuracy of initial and subsequent characterization results. The annual ~~reëvaluationreevaluation~~ shall be required no later than one year from the date of

## **PART 7: ~~(RESERVED)~~ STABILIZATION IN CONTAINERS**

### **7.1 GENERAL CONDITIONS**

- (1) The Permittees shall treat waste by stabilization in containers at the TA-50-69 Indoor Permitted Unit in accordance with this Permit Part and the requirements of 40 CFR Part 264, Subpart I, which is incorporated herein by reference.
- (2) The Permittees shall, in accordance with this Permit Part, maintain and operate the equipment utilized for stabilization treatment as described at Attachment A (*Technical Area Unit Descriptions*).
- (3) The Permittees shall treat by stabilization in containers only in the permitted unit identified with process code T04 in Attachment J, Table J-1. The Permittees shall not store or treat waste in quantities that exceed the operating capacities identified in Table J-1.
- (4) The Permittees shall treat by stabilization only those wastes with the EPA Hazardous Waste Numbers listed in association with the applicable permitted storage unit and stabilization process in Attachment B (*Part A Application*).
- (5) The Permittees shall ensure that wastes or treatment reagents are not used in the stabilization process if they could cause the equipment used for treatment to rupture, leak, corrode, or otherwise fail.

### **7.2 GLOVEBOX INTEGRITY AND CONTAINMENT**

- (1) The Permittees shall maintain in the Facility Operating Record the written integrity assessments of the glovebox system used to treat nitrate salt-bearing waste.
- (2) The Permittees shall use appropriate controls and practices to prevent spills and releases from the glovebox containment system.

### **7.3 STABILIZATION REQUIREMENTS**

- (1) The Permittees shall ensure that nitrate salt-bearing waste is treated within an enclosed glovebox or other containment equipment.
- (2) The stabilization treatment process will consist of blending water and zeolite with waste solids or stabilizing liquid waste by blending with zeolite.

### **7.4 RELEASES WITHIN THE PERMITTED UNIT**

- (1) Any release, or the potential for a release, from or at the TA-50-69 Indoor Permitted Unit that the Permittees do not deem a threat to human health or the



environment must be reported to the Department in accordance with Permit Section 1.9.13.

- (2) The Permittees shall ensure that any release of waste from the TA-50-69 Indoor Permitted Unit to the environment (e.g., soil, surface water, groundwater, atmosphere) is reported to the Department by e-mail or facsimile within 24 hours of its detection. Within 5 days of detection of a release to the environment, the Permittees shall submit a written report to the Department containing the information required by Permit Section 1.9.12.2.
- (3) The Permittees shall give notice by e-mail to persons on the e-mail notification list in accordance with Permit Section 1.13 of the written report required by Permit Section 1.9.12.2.

#### **7.5 INCOMPATIBLE WASTES**

- (1) The Permittees shall ensure that potentially incompatible waste is either treated or segregated to eliminate the possibility of combining materials that are incompatible.

#### **7.6 CONFIRMATION ANALYSIS**

- (1) Characterization of treated waste will be conducted in accordance with Permit Attachment C, *Waste Analysis Plan*, Section C.3.2.4.2. *Characterization Procedures for Waste Treated by Stabilization.*
- (2) Pre-treatment and treatment verification samples will be collected in accordance with the subsections of Permit Attachment C.3.2.4. *Characterization Procedures Prior to and After Treatment of Mixed TRU Wastes.*

(This page intentionally blank)

**ATTACHMENT A**  
**TECHNICAL AREA (TA) - UNIT DESCRIPTIONS**

### A.3.1 TA-50-69 Indoor Permitted Unit

The TA-50-69 Indoor permitted unit consists of Rooms 102 and 103 as shown in Figure 23 in Attachment N (*Figures*). Room 102, the main process room, measures approximately 45 feet wide and 52 feet long. Room 103, the unloading area, measures approximately 18 feet wide and 19 feet long and is located adjacent to and southeast of Room 102. A 12 foot by 20-foot roll-up vehicle access door is located at the southernmost end of Room 103 separating the unloading area (Room 103) from the vehicle airlock entrance (Room 104). This design allows for unobstructed transport of oversized fiberglass-reinforced plywood boxes from outside the facility, through the vehicle airlock entrance, into the unloading area, and into the glove box cutting enclosure. A smaller glovebox, designed for mounting of a single parent container and multiple daughter containers at one time, and a refrigeration unit that measures less than 12 feet by 12 feet are also located within Room 102.

The small glovebox located in Room 102 is used for sort, segregation, resizing, and treatment of transuranic mixed waste. The glovebox was designed in 1994 and installed in the mid-1990s. It has two 55-gallon daughter drum bag-out ports, a 14" diameter bagout port, and a single 55-gallon drum waste bag-on port. The box is 11 feet long, 3 feet wide, and 30 inches high. The box has seven work stations, three on the front side and four on the back. The waste drum is attached straight on from the front side of the glovebox and accessed from the back of the box. A liquid catch basin is located below the parent bag-on port to collect liquid from the parent drum. The glovebox is equipped with a water fire sprinkler for fire suppression. Ventilation for the glovebox is pulled in from the room and exhausted through high-efficiency particulate air (HEPA) filters on the glovebox and then through facility HEPA filters.

Mixers and a blender will be used to provide mixing to ensure the waste being treated is well blended: first with water to aid in processing (by reducing viscosity and dissolving the nitrate salts, in the case of solids), and then with zeolite to absorb the nitrate solution and provide an inorganic matrix. Volumetric containers will be used to measure the ingredients (water, waste, and zeolite). Waste removed from the parent container will be collected in a container to move to the mixers for processing. Water will be delivered to the mixer via piping through the glovebox patch panel, and/or from a container mounted to a glovebox opening via a pump. Zeolite will be loaded into the glovebox. All contents of a single waste container will be treated within a single shift, or the waste containers (parent and daughter) will be closed using a vented, rigid cover if waste must be left unattended mid-treatment.

The liquid contents of the nitrate salt-bearing waste containers will be decanted from the parent waste container, captured in a container, added to the mixer and then blended with zeolite. A waste liquid-to-zeolite volume ratio of at least 1:3 will be utilized, followed by blending using a mixer until the mixture is combined. If liquid enters the catchment basin within the glovebox, it will be absorbed in the catchment basin using zeolite and then moved to the mixer and zeolite will be added and blended to combine until the mixture is stabilized. Stabilized liquids will be placed into a daughter container. All three subsets of nitrate salt-bearing waste streams require this treatment process for liquids within the parent waste container. In the case of cemented nitrate salt waste, no further treatment is necessary for the cemented solids within the container.

Waste treatment of the solids (for remediated and unremediated nitrate salt-bearing waste) will occur by first adding a premeasured amount of water to the mixing bowl. A premeasured quantity of waste will then be added to the mixing bowl and mixed to decrease the viscosity to aid with the final blending step. The waste and water mixture will then be blended with zeolite until absorbed. Blending of the waste will occur using mixers, pre-sized measuring containers, and a container for movement of waste.

The volumetric blend ratios are the guiding requirements for the process. These then drive the treatment process to be used based upon the size of batch to be prepared. The blend ratios are:

- waste-to-water: 1.0:0.5 < volume ratio < 1.0:1.0
- blended waste and water mixture-to-zeolite: 1.0:2.0 < volume ratio < 1.0:5.0


Using the volumetric ratios, the waste process steps of (1) add water, (2) blend with nitrate salt-bearing waste, and then (3) add zeolite and blend until mixed. A typical treatment process is to first add a quantity of water and waste within the mixer bowl and blend until combined. A premeasured quantity of zeolite will be used to the mixer bowl and blended until stabilized.

Most debris within the waste containers do not require additional treatment and will either be placed back into the parent waste container or placed directly into the daughter container with the treated waste. Excess salt or salt-organic absorbent mixtures stuck to the debris waste will be removed from the debris using the glovebox gloves or a brush. Debris may be stored temporarily in a container that will be attached to a glovebox opening and resized as necessary to be packaged in a waste container. Resizing of debris may include tearing or crumpling the debris using shears or other cutting tools utilizing non-sparking tools or processes. Any cellulosic material (e.g., Kimwipes or Wypalls) found within the parent container will require additional treatment and will be macerated with water using a high speed blender and then mixed with zeolite in at least a 1:3 blended waste-water mixture to zeolite ratio.

### **A.3.2 TA-50-69 Outdoor Permitted Unit**

The TA-50-69 Outdoor permitted unit was constructed before 1980 and was first used to store mixed waste in 1982. It is located in the southwest corner of TA-50 (*see* Figure 23 in Attachment N (*Figures*)). The TA-50-69 Outdoor unit is comprised of an unlined and non-coated asphalt pad measuring 24 feet in width and 90 feet in length. The entire pad is approximately 4 inches thick and slopes gently (approximately one to five percent) from west to east and up to 2.5 percent toward the centerline. Transportainers and other weather protective structures (*i.e.*, containers covered with tarps, containers inside SWBs) in the permitted unit provide weather protection for containers of various sizes. Painted lines are used to visually delineate the TA-50-69 Outdoor unit boundary. Drainage swales located in the vicinity divert storm water away from the pad. One drainage swale is located just south of the unit; between it and the material disposal area C. A second drainage swale is located on the west side of the permitted unit between Pecos Drive and the TA-50 fence line.

**ATTACHMENT B**  
**PART A APPLICATION**

<p><b>SEND COMPLETED FORM TO:</b> The Appropriate State or Regional Office.</p>	<p>United States Environmental Protection Agency <b>RCRA SUBTITLE C SITE IDENTIFICATION FORM</b></p>		
<p><b>1. Reason for Submittal</b></p> <p>MARK ALL BOX(ES) THAT APPLY</p>	<p><b>Reason for Submittal:</b></p> <p><input type="checkbox"/> To provide an Initial Notification (first time submitting site identification information / to obtain an EPA ID number for this location)</p> <p><input type="checkbox"/> To provide a Subsequent Notification (to update site identification information for this location)</p> <p><input type="checkbox"/> As a component of a First RCRA Hazardous Waste Part A Permit Application</p> <p><input checked="" type="checkbox"/> As a component of a Revised RCRA Hazardous Waste Part A Permit Application (Amendment # <u>18.0</u>)</p> <p><input type="checkbox"/> As a component of the Hazardous Waste Report (If marked, see sub-bullet below)</p> <p><input type="checkbox"/> Site was a TSD facility and/or generator of &gt;1,000 kg of hazardous waste, &gt;1 kg of acute hazardous waste, or &gt;100 kg of acute hazardous waste spill cleanup in one or more months of the report year (or State equivalent LQG regulations)</p>		
<p><b>2. Site EPA ID Number</b></p>	<p>EPA ID Number <input type="text" value="N"/> <input type="text" value="M"/> <input type="text" value="0"/> <input type="text" value="8"/> <input type="text" value="9"/> <input type="text" value="0"/> <input type="text" value="0"/> <input type="text" value="1"/> <input type="text" value="0"/> <input type="text" value="5"/> <input type="text" value="1"/> <input type="text" value="5"/></p>		
<p><b>3. Site Name</b></p>	<p>Name: Los Alamos National Laboratory</p>		
<p><b>4. Site Location Information</b></p>	<p>Street Address: Bikini Atoll Road, SM-30</p> <p>City, Town, or Village: Los Alamos County: Los Alamos</p> <p>State: New Mexico Country: USA Zip Code: 87545</p>		
<p><b>5. Site Land Type</b></p>	<p><input type="checkbox"/> Private <input type="checkbox"/> County <input type="checkbox"/> District <input checked="" type="checkbox"/> Federal <input type="checkbox"/> Tribal <input type="checkbox"/> Municipal <input type="checkbox"/> State <input type="checkbox"/> Other</p>		
<p><b>6. NAICS Code(s) for the Site (at least 5-digit codes)</b></p>	<p>A. <input type="text" value="9"/> <input type="text" value="2"/> <input type="text" value="8"/> <input type="text" value="1"/> <input type="text" value="1"/> <input type="text" value="0"/></p> <p>B. <input type="text" value="0"/> <input type="text" value="5"/> <input type="text" value="4"/> <input type="text" value="1"/> <input type="text" value="7"/> <input type="text" value="1"/></p> <p>C. <input type="text" value="0"/> <input type="text" value="5"/> <input type="text" value="6"/> <input type="text" value="2"/> <input type="text" value="2"/> <input type="text" value="1"/></p> <p>D. <input type="text" value=""/> <input type="text" value=""/> <input type="text" value=""/> <input type="text" value=""/> <input type="text" value=""/></p>		
<p><b>7. Site Mailing Address</b></p>	<p>Street or P.O. Box: PO Box 1663</p> <p>City, Town, or Village: Los Alamos</p> <p>State: New Mexico Country: USA Zip Code: 87545</p>		
<p><b>8. Site Contact Person</b></p>	<p>First Name: Kimberly MI: Last: Davis Lebak</p> <p>Title: Manager, Los Alamos Field Office, Department of Energy, National Nuclear Security Administration</p> <p>Street or P.O. Box: 3747 West Jemez Road, MS 316</p> <p>City, Town or Village: Los Alamos</p> <p>State: New Mexico Country: USA Zip Code: 87544</p> <p>Email: kimdavis.lebak@nnsa.doe.gov</p> <p>Phone: (505) 667-5105 Ext.: Fax:</p>		
<p><b>9. Legal Owner and Operator of the Site</b></p>	<p>A. Name of Site's Legal Owner: United States Department of Energy Date Became Owner: 01/01/1943</p> <p>Owner Type: <input type="checkbox"/> Private <input type="checkbox"/> County <input type="checkbox"/> District <input checked="" type="checkbox"/> Federal <input type="checkbox"/> Tribal <input type="checkbox"/> Municipal <input type="checkbox"/> State <input type="checkbox"/> Other</p> <p>Street or P.O. Box: 3747 West Jemez Road, MS 316</p> <p>City, Town, or Village: Los Alamos Phone: (505) 667-5105</p> <p>State: New Mexico Country: USA Zip Code: 87544</p> <p>B. Name of Site's Operator: Los Alamos National Security, LLC Date Became Operator: 06/01/2006</p> <p>Operator Type: <input checked="" type="checkbox"/> Private <input type="checkbox"/> County <input type="checkbox"/> District <input type="checkbox"/> Federal <input type="checkbox"/> Tribal <input type="checkbox"/> Municipal <input type="checkbox"/> State <input type="checkbox"/> Other</p>		

**12. Notification of Hazardous Secondary Material (HSM) Activity**

Y  N  Are you notifying under 40 CFR 260.42 that you will begin managing, are managing, or will stop managing hazardous secondary material under 40 CFR 261.2(a)(2)(ii), 40 CFR 261.4(a)(23), (24), or (25)?

If "Yes," you must fill out the Addendum to the Site Identification Form: Notification for Managing Hazardous Secondary Material.

**13. Comments**

Multiple empty rows provided for comments.

**14. Certification.** I certify under penalty of law that this document and all attachments were prepared under my direction or supervision in accordance with a system designed to assure that qualified personnel properly gather and evaluate the information submitted. Based on my inquiry of the person or persons who manage the system, or those persons directly responsible for gathering the information, the information submitted is, to the best of my knowledge and belief, true, accurate, and complete. I am aware that there are significant penalties for submitting false information, including the possibility of fines and imprisonment for knowing violations. For the RCRA Hazardous Waste Part A Permit Application, all owner(s) and operator(s) must sign (see 40 CFR 270.10(b) and 270.11).

Signature of legal owner, operator, or an authorized representative	Name and Official Title (type or print)	Date Signed (mm/dd/yyyy)
	John P. McCann, Acting EPC-DO	
	Operator, LANS	
	Kimberly Davis Lebak, Manager	
	Owner, Los Alamos Field Office, NNSA	



United States Environmental Protection Agency

**HAZARDOUS WASTE PERMIT INFORMATION FORM**

<b>1. Facility Permit Contact</b>	<b>First Name:</b> Kimberly	<b>MI:</b>	<b>Last Name:</b> Davis Lebak									
	<b>Contact Title:</b> <del>L</del> Manager, Los Alamos Field Office, <del>NNSA</del> Manager											
	<b>Phone Number:</b> 505-667-5105	<b>Ext.:</b>	<b>Email:</b> kimdavis.lebak@nnsa.doe.gov									
<b>2. Facility Permit Contact Mailing Address</b>	<b>Street or P. O. Box:</b> 3747 West Jemez Road, <u>MS A316</u>											
	<b>City, Town, or Village:</b> Los Alamos											
	<b>State:</b> New Mexico											
	<b>Country:</b> USA		<b>Zip Code:</b> 87544									
<b>3. Operator Mailing Address and Telephone Number</b>	<b>Street or P. O. Box:</b> P.O. Box 1663, MS K499											
	<b>City, Town, or Village:</b> Los Alamos											
	<b>State:</b> New Mexico		<b>Phone Number:</b> 505-665-6952									
	<b>Country:</b> USA		<b>Zip Code:</b> 87545									
<b>4. Facility Existence Date</b>	<b>Facility Existence Date (mm/dd/yyyy):</b> 01/01/1943											
<b>5. Other Environmental Permits</b>												
<b>A. Facility Type</b> <i>(Enter code)</i>	<b>B. Permit Number</b>										<b>C. Description</b>	
See Attached												
<b>6. Nature of Business:</b> The central mission of Los Alamos National Laboratory is the reduction of global nuclear danger supported by research that also contributes to conventional defense, civilian, and industrial needs. This includes programs in nuclear, medium energy, and space physics; hydrodynamics; conventional explosives; chemistry; metallurgy; radiochemistry; space nuclear systems; controlled thermonuclear fusion; laser research; environmental technology; geothermal, solar, and fossil energy research; nuclear safeguards; biomedicine; health and biotechnology; and industrial partnerships.												

**7. Process Codes and Design Capacities (Continued)**

EXAMPLE FOR COMPLETING Item 7 (shown in line number X-1 below): A facility has a storage tank, which can hold 533.788 gallons.

Line Number	A. Process Code (From list above)			B. PROCESS DESIGN CAPACITY		C. Process Total Number of Units	For Official Use Only				
	(1) Amount (Specify)	(2) Unit of Measure									
X 1	S	0	2	533.788	G	001					
<b>Technical Area 50</b>											
1	S	0	1	31,500	G	002					
2											
3											
4											
5											
6											
7											
8											
9											
10											
11											
12											
13											

Note: If you need to list more than 13 process codes, attach an additional sheet(s) with the information in the same format as above. Number the lines sequentially, taking into account any lines that will be used for "other" process (i.e., D99, S99, T04 and X99) in Item 8.

**8. Other Processes (Follow instructions from Item 7 for D99, S99, T04 and X99 process codes)**

Line Number (Enter #s in sequence with Item 7)	A. Process Code (From list above)			B. PROCESS DESIGN CAPACITY		C. Process Total Number of Units	For Official Use Only				
	(1) Amount (Specify)	(2) Unit of Measure									
X 2	T	0	4	100.00	U	001					
1	T	0	4	275	See lines 2 & 3	001					
				Gallons per day							
				located inside a container storage unit listed above							

9. Descriptions of Hazardous Wastes (Continued. Use the Additional Sheet(s) as necessary; number pages as 5 a, etc.)														
Line Number	A. EPA Hazardous Waste No. (Enter code)				B. Estimated Annual Qty of Waste	C. Unit of Measure (Enter code)	D. PROCESSES							
	(1) PROCESS CODES (Enter code)							(2) PROCESS DESCRIPTION (If a code is not entered in 9.D(1))						
Technical Area 50														
1	D	0	0	1	69,696	P	S	0	1	<u>T</u>	<u>0</u>	<u>4</u>		
2	D	0	0	2	52,734	P	S	0	1	<u>T</u>	<u>0</u>	<u>4</u>		
3	D	0	0	3	3,444	P	S	0	1					
4	D	0	0	4	7,531	P	S	0	1	<u>T</u>	<u>0</u>	<u>4</u>		
5	D	0	0	5	7,740	P	S	0	1	<u>T</u>	<u>0</u>	<u>4</u>		
6	D	0	0	6	535,451	P	S	0	1	<u>T</u>	<u>0</u>	<u>4</u>		
7	D	0	0	7	567,226	P	S	0	1	<u>T</u>	<u>0</u>	<u>4</u>		
8	D	0	0	8	1,405,439	P	S	0	1	<u>T</u>	<u>0</u>	<u>4</u>		
9	D	0	0	9	75,666	P	S	0	1	<u>T</u>	<u>0</u>	<u>4</u>		
10	D	0	1	0	8,922	P	S	0	1	<u>T</u>	<u>0</u>	<u>4</u>		
11	D	0	1	1	31,255	P	S	0	1	<u>T</u>	<u>0</u>	<u>4</u>		
12	D	0	1	2	100	P	S	0	1					
13	D	0	1	3	100	P	S	0	1					
14	D	0	1	4	100	P	S	0	1					
15	D	0	1	5	100	P	S	0	1					
16	D	0	1	6	44	P	S	0	1					
17	D	0	1	7	66	P	S	0	1					
18	D	0	1	8	5,535	P	S	0	1	<u>T</u>	<u>0</u>	<u>4</u>		
19	D	0	1	9	4,261	P	S	0	1	<u>T</u>	<u>0</u>	<u>4</u>		
20	D	0	2	0	100	P	S	0	1					
21	D	0	2	1	100	P	S	0	1	<u>T</u>	<u>0</u>	<u>4</u>		
22	D	0	2	2	100	P	S	0	1	<u>T</u>	<u>0</u>	<u>4</u>		
23	D	0	2	3	100	P	S	0	1					
24	D	0	2	4	100	P	S	0	1					
25	D	0	2	5	100	P	S	0	1					
26	D	0	2	6	518	P	S	0	1					
27	D	0	2	7	972	P	S	0	1	<u>T</u>	<u>0</u>	<u>4</u>		
28	D	0	2	8	216,783	P	S	0	1	<u>T</u>	<u>0</u>	<u>4</u>		
29	D	0	2	9	215,184	P	S	0	1	<u>T</u>	<u>0</u>	<u>4</u>		
30	D	0	3	0	5,491	P	S	0	1	<u>T</u>	<u>0</u>	<u>4</u>		
31	D	0	3	1	293	P	S	0	1					
32	D	0	3	2	3,135	P	S	0	1	<u>T</u>	<u>0</u>	<u>4</u>		
33	D	0	3	3	2,222	P	S	0	1	<u>T</u>	<u>0</u>	<u>4</u>		
34	D	0	3	4	1,228	P	S	0	1	<u>T</u>	<u>0</u>	<u>4</u>		
35	D	0	3	5	1,792	P	S	0	1	<u>T</u>	<u>0</u>	<u>4</u>		
36	D	0	3	6	549	P	S	0	1	<u>T</u>	<u>0</u>	<u>4</u>		
37	D	0	3	7	761	P	S	0	1	<u>T</u>	<u>0</u>	<u>4</u>		
38	D	0	3	8	1,549	P	S	0	1	<u>T</u>	<u>0</u>	<u>4</u>		
39	D	0	3	9	1,675	P	S	0	1	<u>T</u>	<u>0</u>	<u>4</u>		

**9. Descriptions of Hazardous Wastes (Continued. Use the Additional Sheet(s) as necessary; number pages as 5 a, etc.)**

Line Number	A. EPA Hazardous Waste No. (Enter code)					B. Estimated Annual Qty of Waste	C. Unit of Measure (Enter code)	D. PROCESSES									
								(1) PROCESS CODES (Enter code)					(2) PROCESS DESCRIPTION (If a code is not entered in 9.D(1))				
<b>Technical Area 50 (Continued)</b>																	
4	0	D	0	4	0	3,942	P	S	0	1	<u>I</u>	<u>0</u>	<u>4</u>				
4	1	D	0	4	1	293	P	S	0	1							
4	2	D	0	4	2	1,182	P	S	0	1	<u>I</u>	<u>0</u>	<u>4</u>				
4	3	D	0	4	3	655	P	S	0	1	<u>I</u>	<u>0</u>	<u>4</u>				
4	4	F	0	0	1	442,263	P	S	0	1	<u>I</u>	<u>0</u>	<u>4</u>				
4	5	F	0	0	2	147,347	P	S	0	1	<u>I</u>	<u>0</u>	<u>4</u>				
4	6	F	0	0	3	50,980	P	S	0	1	<u>I</u>	<u>0</u>	<u>4</u>				
4	7	F	0	0	4	2,817	P	S	0	1	<u>I</u>	<u>0</u>	<u>4</u>				
4	8	F	0	0	5	334,821	P	S	0	1	<u>I</u>	<u>0</u>	<u>4</u>				
4	9	F	0	0	6	100	P	S	0	1	<u>I</u>	<u>0</u>	<u>4</u>				
5	0	F	0	0	7	100	P	S	0	1	<u>I</u>	<u>0</u>	<u>4</u>				
5	1	F	0	0	8	100	P	S	0	1							
5	2	F	0	0	9	165	P	S	0	1	<u>I</u>	<u>0</u>	<u>4</u>				
5	3	F	0	1	0	100	P	S	0	1							
5	4	F	0	1	1	100	P	S	0	1							
5	5	F	0	1	2	100	P	S	0	1							
5	6	F	0	1	9	100	P	S	0	1							
5	7	F	0	2	0	100	P	S	0	1							
5	8	F	0	2	1	100	P	S	0	1							
5	9	F	0	2	2	100	P	S	0	1							
6	0	F	0	2	3	100	P	S	0	1							
6	1	F	0	2	4	100	P	S	0	1							
6	2	F	0	2	5	100	P	S	0	1							
6	3	F	0	2	6	100	P	S	0	1							
6	4	F	0	2	7	165	P	S	0	1							
6	5	F	0	2	8	100	P	S	0	1							
6	6	F	0	3	2	100	P	S	0	1							
6	7	F	0	3	4	100	P	S	0	1							
6	8	F	0	3	5	100	P	S	0	1							
6	9	F	0	3	7	100	P	S	0	1							
7	0	F	0	3	8	100	P	S	0	1							
7	1	F	0	3	9	100	P	S	0	1							
7	2	K	0	4	4	100	P	S	0	1							
7	3	K	0	4	5	100	P	S	0	1							
7	4	K	0	4	6	100	P	S	0	1							
7	5	K	0	4	7	100	P	S	0	1							
7	6	K	0	8	4	100	P	S	0	1							
7	7	K	1	0	1	100	P	S	0	1							
7	8	K	1	0	2	100	P	S	0	1							

9. Descriptions of Hazardous Wastes (Continued. Use the Additional Sheet(s) as necessary; number pages as 5 a, etc.)														
Line Number	A. EPA Hazardous Waste No. (Enter code)						B. Estimated Annual Qty of Waste	C. Unit of Measure (Enter code)	D. PROCESSES					
									(1) PROCESS CODES (Enter code)				(2) PROCESS DESCRIPTION (If a code is not entered in 9.D(1))	
Technical Area 50 (Continued)														
2	7	4	U	0	7	6	100	P	S	0	1			
2	7	5	U	0	7	7	293	P	S	0	1			
2	7	6	U	0	7	8	100	P	S	0	1			
2	7	7	U	0	7	9	100	P	S	0	1			
2	7	8	U	0	8	0	4,129	P	S	0	1	<u>  T  </u>	<u>  0  </u>	<u>  4  </u>
2	7	9	U	0	8	1	100	P	S	0	1			
2	8	0	U	0	8	2	100	P	S	0	1			
2	8	1	U	0	8	3	100	P	S	0	1			
2	8	2	U	0	8	4	100	P	S	0	1			
2	8	3	U	0	8	5	143	P	S	0	1			
2	8	4	U	0	8	6	100	P	S	0	1			
2	8	5	U	0	8	7	100	P	S	0	1			
2	8	6	U	0	8	8	100	P	S	0	1			
2	8	7	U	0	8	9	100	P	S	0	1			
2	8	8	U	0	9	0	100	P	S	0	1			
2	8	9	U	0	9	1	518	P	S	0	1			
2	9	0	U	0	9	2	143	P	S	0	1			
2	9	1	U	0	9	3	100	P	S	0	1			
2	9	2	U	0	9	4	100	P	S	0	1			
2	9	3	U	0	9	5	100	P	S	0	1			
2	9	4	U	0	9	6	100	P	S	0	1			
2	9	5	U	0	9	7	100	P	S	0	1			
2	9	6	U	0	9	8	100	P	S	0	1			
2	9	7	U	0	9	9	100	P	S	0	1			
2	9	8	U	1	0	1	100	P	S	0	1			
2	9	9	U	1	0	2	100	P	S	0	1			
3	0	0	U	1	0	3	143	P	S	0	1			
3	0	1	U	1	0	5	100	P	S	0	1			
3	0	2	U	1	0	6	100	P	S	0	1			
3	0	3	U	1	0	7	100	P	S	0	1			
3	0	4	U	1	0	8	293	P	S	0	1			
3	0	5	U	1	0	9	143	P	S	0	1			
3	0	6	U	1	1	0	100	P	S	0	1			
3	0	7	U	1	1	1	100	P	S	0	1			
3	0	8	U	1	1	2	293	P	S	0	1			
3	0	9	U	1	1	3	100	P	S	0	1			
3	1	0	U	1	1	4	100	P	S	0	1			
3	1	1	U	1	1	5	293	P	S	0	1			
3	1	2	U	1	1	6	100	P	S	0	1			

**ATTACHMENT C**  
**WASTE ANALYSIS PLAN**

### Unused Solid Reagent Chemical Wastes

Many different types of discardable off-specification unused solid reagent chemical wastes are generated at the Facility by R&D programs. Most of these items are in their original containers.

### Spent Solvents and Contaminated Solvent Mixtures

These are spent solvents and spent solvent mixtures that contain organic or inorganic compounds, heavy metals, oils, and other contaminants. Waste-generating activities include a wide variety of maintenance, cleaning and degreasing, R&D, and processing operations, such as extraction, bench-scale experimental inorganic chemistry, environmental analysis, and radiochemistry.

### Corrosive Liquid Wastes

These wastes are acidic or alkaline solutions that contain organics, inorganics, metals, oils, and/or other contaminants. Waste-generating activities include radiochemistry research, plutonium processing, and analytical chemistry.

### Aqueous and Non-aqueous Liquids Contaminated with Heavy Metals and/or Organics

These wastes consist of aqueous and non-aqueous solutions that contain heavy metals and possibly organics. Waste-generating activities include metal-polishing operations, radiochemistry research, and ER activities.

### Oil Wastes

Oil wastes at the Facility are generated during equipment maintenance operations. Possible contaminants include heavy metals and solvents.

### Unused Liquid Reagent Chemical Wastes

Many different types of discarded off-specification unused liquid reagent chemical wastes are generated at the Facility by R&D programs. Most of these items are in their original containers.

### Gas Cylinder Waste

These wastes consist of pressurized gas cylinders, including aerosol cans, which contain regulated hazardous metals, organic compounds, or exhibit the hazardous characteristics of ignitability, corrosivity, and reactivity.

#### **C.1.2.3 Mixed Transuranic Waste**

Transuranic isotopes are those with atomic numbers greater than 92. MTRUW contains both a hazardous waste component and a TRU waste component.

MTRUW is generated at the Facility primarily from R&D activities, processing and recovery operations, and D&D projects. Limited quantities of MTRUW from off-site facilities will be

accepted at LANL for additional characterization and management. (*see* Table C-8). MTRUW at the Facility includes four broad categories that can be described by a Summary Category Group, which is further subdivided into Waste Matrix Codes.

Summary Category Groups are used to define waste characterization groupings for the Federal Facility Compliance Order (Los Alamos National Laboratory) (New Mexico Environment Department [NMED], 1995) requirements and are based on the physical and chemical forms of the waste. Complete descriptions of the Summary Category Groups are contained in DOE Waste Treatability Groups Guidance (DOE, 1995).

The Summary Category Groups applicable to the MTRUW stored and treated at the Facility are listed as follows:

1. *Summary Category Group S3000 (Homogeneous Solids)*: defined as solid waste materials, excluding soil and gravel, that do not meet the EPA LDR criteria for classification as debris;
2. *Summary Category Group S4000 (Soil/Gravel)*: defined as solid waste materials that are at least 50 percent by volume soil and gravel;
3. *Summary Category Group S5000 (Debris)*: defined as heterogeneous waste materials that are at least 50 percent by volume solid materials exceeding a 2.36-inch particle size that are intended for disposal and include manufactured objects, plant or animal matter, or natural geologic material. Particle sizes smaller than 2.36 inches in size may be considered debris if the debris is a manufactured object and if it is not a particle of S3000 or S4000 material; and
4. *Summary Category Group L1000 (Aqueous Liquids/Slurries)*: defined as aqueous liquids and slurries that meet the EPA LDR criteria for wastewaters (*i.e.*, <1 percent total suspended solids).

Summary Category Groups are applied to MTRUW streams to distinguish between waste types. More specific waste identification systems (*i.e.*, Waste Matrix Codes [WMC] and Facility TRU Waste Stream ID numbers) are used for supplementary purposes as part of waste management operations. The WMCs that are applicable to the solid MTRUW stored at the Facility are:

1. *WMC S3100 (Inorganic Homogeneous Solid Waste)*: includes mixed inorganic homogeneous waste (cemented inorganics, organics on vermiculite, non-cemented, salts, and cemented organics);
2. *WMC S4100 (Soil)*: consists of radioactive contaminated solid waste materials that are at least 50 percent by volume soil/gravel;
3. *WMC S5300 (Organic Debris Waste)*: consists of mixed combustible debris waste (plastic, cellulose, and rubber); and
4. *WMC S5400 (Heterogeneous Debris Waste)*: includes mixed heterogeneous debris waste (varying amounts of combustible and noncombustible debris, with a small amount of homogeneous waste present).



Solid MTRUW is assigned a WMC and is further identified with a Facility TRU Waste Stream ID number. Using the WMC, waste streams are further delineated based on the following prioritized criteria: 1) waste-generating process (to the degree to which waste has been segregated by process); 2) Summary Category Group (*i.e.*, homogeneous or debris waste); 3) waste matrix; and 4) hazardous chemical content (*i.e.*, organics and/or inorganics).

The following are general descriptions of types of MTRUW waste streams:

1. *Homogeneous Inorganic, Cemented*: includes solidified aqueous or homogeneous inorganic solids, solidified inorganic process solids, leached process residues, evaporator bottoms/salts, and/or cement paste;
2. *Homogeneous Inorganic, Cemented Organics*: major portion of the waste is cement (*i.e.*, inorganic) containing a minor portion of cemented solidified organic process solids;
3. *Homogeneous Inorganic, Non-cemented*: includes solid (non-cemented) inorganic waste, ash, dewatered aqueous sludge, and/or chemical treatment sludge;
4. *Homogeneous Inorganic, Salts*: includes pyrochemical, nitrate, and/or chloride salts; hydroxide cake; and/or other salt waste;
5. *Homogeneous Inorganic, Vermiculite*: includes vermiculite-absorbed hydrocarbon oil, vermiculite-absorbed silicon-based liquid, and solidified (non-cemented) organic waste.
6. *Soil*: includes all radioactive-contaminated soil;
7. *Combustible debris*: includes greater than 50% by volume combustible decontamination waste, cellulose, plastics, rubber, laboratory trash, building debris, hot cell waste, and/or other combustibles; and
8. *Heterogeneous debris*: includes greater than 50% by volume noncombustible waste, metal scrap, glass, metal waste, metal crucibles and dies, precious metals, filter media and residue, beryllium-contaminated debris, ion-exchange resins, irradiation sources, firing point sources, leaded rubber, graphite waste, high-efficiency particulate air (HEPA) filter waste, skull and oxide, slag and porcelain, and/or other noncombustible waste.

The WMCs correspond to other historical and current waste identification systems used at the Facility. Table C-4 lists the MTRUW streams stored at the Facility by their Summary Category Group, WMC, and general matrix description and provides a cross-reference between past and present waste identification systems.

Facility TRU Waste Stream ID numbers are applied to the MTRUW streams described above. Facility TRU Waste Stream ID numbers are assigned the prefix “LA”, followed by a unique identifier that further specifies the waste stream. MTRUW information is summarized in Table C-5.

The following are some examples of MTRUW waste streams stored, and in some cases treated, at the Facility.

LA-TA-55-19: Mixed Combustible Debris Waste

This waste stream consists of mixed combustible debris waste generated by plutonium recovery, R&D processes, and facility and equipment operations and maintenance. The debris waste includes paper, rags, plastic, rubber, wood-based HEPA filters, and other plastic-based and cellulose-based items.

LA-TA-55-30: Mixed Heterogeneous Debris Waste

This waste stream consists of mixed heterogeneous debris waste generated by plutonium recovery, R&D processes, and facility and equipment operations and maintenance. The waste includes plutonium-contaminated noncombustible and combustible debris waste.

LA-MIN01-CIN: Mixed Inorganic Homogeneous Waste, Cemented Inorganics

This waste stream consists of mixed inorganic homogeneous waste generated by plutonium recovery, R&D processes, facility and equipment operations and maintenance, and liquid waste treatment operations. The waste includes cemented sludge, solidified aqueous waste, and solidified inorganic process solids.

A portion of this waste stream that requires treatment for off-site disposition includes evaporator bottom solutions (i.e., nitrate salts concentrates) generated prior to 1992 from nitrate recovery operations at TA-55. Evaporator bottoms solution is the liquid residual that results when a volume of ion-exchange effluents, oxalate filtrates, vacuum-seal water, or negative chilled waters is processed and concentrated in evaporator processes. The procedure for stabilization of the evaporator bottoms solution in a cement matrix was in development until 1992 when the process was successfully standardized. Prior to 1992, several alternate cementation methods were used and some of the cemented matrices have dewatered over time. Sampling of the liquids has shown elevated levels of nitrates and a range of corrosive pHs requiring the addition of EPA Hazardous Waste Numbers D001 and D002, along with the other applicable EPA Hazardous Waste Numbers.

LA-MIN02-V: Mixed Inorganic Homogeneous Waste, Organics on Vermiculite

This waste stream consists of mixed inorganic homogeneous waste generated by plutonium recovery, R&D processes, and facility and equipment operations and maintenance. The waste is comprised of organic liquids (oils and solvents) adsorbed on vermiculite.

Portions of this waste stream that require treatment for off-site disposition are unremediated and remediated nitrate salts. As described for waste stream LA-MIN01-CIN, evaporator bottoms (i.e., nitrate salts) have been generated continuously from nitrate recovery operations at TA-55. In some cases, the evaporator bottoms solution was cooled, which causes a precipitation of solids (i.e., nitrate salts). The unremediated nitrate salt waste stream are nitrate salts that were double bagged and placed in containers. Reevaluation of the characterization of this waste required the addition of EPA Hazardous Waste Numbers D001 and D002, along with the other applicable EPA Hazardous Waste Numbers.

The remediated nitrate salts were mixed with various types of absorbent (e.g., Waste Lock® 770 [sodium polyacrylate] and kitty litter [Swheat]). Up to 50 percent by volume of debris including

plastic packaging, metal packaging, lead (e.g., shielding), PPE, and metal fines may also be present in this waste stream. Some secondary waste generated during mixing/repackaging operations may also have been added to the waste containers, including but not limited to: absorbent (e.g., Waste Lock® 770), alkaline batteries, empty plastic bottles, miscellaneous hand tools, paper/plastic tags and labels, plastic/metal wire ties, leather gloves, lead lined gloves, PPE, plastic sheeting used for contamination control, rags and wipes (Kimwipes™), and some packaging material (e.g., plastic bags, fiberboard liner, rigid liner lids cut into pieces).

#### LA-MHD01.001: Mixed Heterogeneous Debris

Waste stream LA-MHD01.001 consists of mixed heterogeneous debris waste generated in TA-55. The debris waste includes paper, rags, plastic, rubber, wood based high-efficiency particulate air (HEPA) filters, other plastic based and cellulose based items (e.g., personal protective equipment [PPE]), noncombustible items (e.g., metal and glass), and lesser quantities of homogeneous solids (less than 50 percent by volume) contaminated with radioactive materials. Some secondary waste generated during remediation/repackaging operations may have been added to the waste containers. Nitrate salt in the form of homogeneous solids can be found in some of the containers holding this waste stream and will require further treatment for disposition. Evaluation of the characterization of this waste required the addition of EPA Hazardous Waste Numbers D001 and D002, along with the other applicable EPA Hazardous Waste Numbers.

#### LA-MIN03-NC: Mixed Inorganic Homogeneous Waste, Non-cemented

This waste stream consists of mixed inorganic homogeneous waste generated by plutonium recovery, R&D processes, and liquid waste treatment operations. It consists of vacuum filter cake solid waste.

#### LA-MIN04-S: Mixed Inorganic Homogeneous Waste, Salts

This waste stream consists of mixed inorganic homogeneous waste generated by plutonium recovery, R&D processes, and facility and equipment operations and maintenance. It is comprised of non-cemented inorganic process solids (salts).

### C.3.2.3 WIPP Characterization

Most MTRUW waste at the Facility is destined for disposal at the Waste Isolation Pilot Project (WIPP) in Carlsbad, New Mexico. Therefore, prior to shipment to WIPP, additional characterization to meet WIPP certification procedures will be implemented to meet requirements of the WIPP permit for these wastes. Waste information that is derived from the WIPP waste characterization will be used for Facility MTRUW characterization as additional information for AK.

### C.3.2.4 Characterization Procedures Prior to and After Treatment of Mixed TRU Wastes

The Permittees shall adhere to the waste characterization procedures specific to waste treatment in the stabilization unit at TA-55, Building 4, Room 401, and for the stabilization process of blending with zeolite at the TA-50, Building 69 (TA-50-69) Indoor Permitted Unit, outlined below. -The stabilization unit at TA-55 is a miscellaneous unit pursuant to 40 CFR Part 264, Subpart X and is used to treat liquid and solid mixed wastes by stabilization in cement to form a noncorrosive solid matrix. The stabilization treatment process at TA-50 occurs within a glovebox at a permitted storage unit and is used to treat liquid and solid mixed waste by blending with water and zeolite to form a noncorrosive and non-ignitable solid matrix.

The stabilization unit at TA-55 treats homogeneous liquid and solid mixed waste generated primarily from R&D and processing and recovery operations at TA-55 and at the Chemistry and Metallurgy Research Building at TA-3. The liquid wastes (Summary Category Group L1000) generally consist of evaporator bottoms solutions and laboratory solutions that may exhibit the hazardous characteristics of corrosivity and toxicity for metals (including arsenic, barium, cadmium, chromium, lead, mercury, and silver) as defined in 40 CFR §§ 261.22 and 261.24, which are incorporated herein by reference. The homogeneous solid process wastes (Summary Category Group S3000) consist of process residue from the evaporator, process leached solids, filter cake, and other miscellaneous solids. This waste stream typically exhibits the hazardous characteristic of toxicity (for metals) and corrosivity. These waste streams are mixed with cement in 55-gallon drums and allowed to cure into a noncorrosive solid matrix. Table C-19 provides a description of the waste streams associated with the stabilization unit and identifies their potentially applicable EPA Hazardous Waste Numbers. The resulting cemented waste is identified by Summary Category Group S3000 and typically carries the Waste Matrix Code S3100.

The glovebox at the TA-50-69 Indoor Permitted Unit is used to treat nitrate salt-bearing waste by stabilization in containers. Liquid and solid waste that exhibit the hazardous characteristics of ignitability, corrosivity (for liquids only), and toxicity for metals (including arsenic, barium, cadmium, chromium, lead, mercury, and silver) as defined in 40 CFR §§ 261.22 and 261.24, which are incorporated herein by reference, are treated at the unit to remove only the ignitability and corrosivity characteristics. Table C-20 provides a description of the waste streams associated with the stabilization within a bowl in the glovebox located within TA-50-69, and identifies their potentially applicable EPA Hazardous Waste Numbers prior to treatment. After treatment, only the EPA Hazardous Waste Numbers for ignitability and corrosivity (D001 and D002) will be

removed from the treated waste. All other Hazardous Waste Numbers will still apply to the treated waste.

#### **C.3.2.4.1 Characterization Procedures for Waste to Be Treated by Stabilization**

The Permittees shall conduct chemical and physical characterization prior to treatment of MTRUW. The Permittees shall use documented AK, as described in Attachment Section C.3.1.1, to determine whether or not the waste stream is regulated as a hazardous waste. The Permittees shall use process knowledge, chemical analytical data, or both to adequately characterize the MTRUW prior to stabilization. If process information is not sufficient, the Permittees shall periodically sample and analyze the wastes to be treated by stabilization for pH and for TC metals listed in 40 CFR § 261.24 to establish a baseline, as appropriate. Based on documented AK, ~~these~~the wastes treated by stabilization at TA-55 do not contain VOCs or SVOCs. Parameters and analytical methods for specific hazardous constituents are presented in Table C-18.

Six remediated nitrate salt-bearing waste containers (including drum # 68685) and the liquids from two unremediated nitrate salt waste containers will be sampled when the containers are opened within the glovebox in the TA-50-69 Indoor Permitted Unit. The samples will be analyzed at a LANL on-site analytical laboratory and will provide additional acceptable knowledge characterization information for these types of nitrate salt waste to confirm testing conducted with surrogate materials. Analytical results for this testing will be provided to the Department within 120 days of sample collection.

To ensure that proper procedures and considerations for sample collection and preservation, QA/QC, and occupational safety and health are followed, the Permittees shall comply with the Facility-specific protocol consistent with the most recent version of *SW-846*. For purposes of collecting a representative sample of MTRUW, the Permittees shall collect and handle the sample in a manner that preserves its original physical form and composition and prevents contamination or changes in concentration of the parameters to be analyzed. Specific requirements as for sampling, parameters, and analytical methods are outlined in Tables C-11 and C-18. Reevaluation frequency is addressed in Attachment Section C.3.

#### **C.3.2.4.2 Characterization Procedures for Waste Treated by Stabilization**

The Permittees shall characterize waste treated by stabilization (*i.e.*, MTRUW) in accordance with Attachment Section C.3.2. For treatment at the TA-50-69 Indoor Permitted Unit, samples will be collected from a minimum of 1% of treated waste containers from each waste stream and analyzed at an onsite laboratory to confirm chemical composition when compared to that of surrogates tested.

#### **C.3.2.5 Sample Handling, Preservation, and Storage**

Table C-15 presents the most recent *SW-846* requirements regarding sample containers, preservation techniques, and holding times associated with sample collection. The Permittees shall adhere to these requirements to ensure that sampling and analysis meet quality objectives for data.

**Table C-5**  
**Descriptions of Mixed Transuranic Waste Stored at the Facility**  
(This table is for informational purposes only)

Summary Category Group	Waste Matrix Code	Waste Description <sup>a</sup>	Waste-Generating Activity	Basis for Hazardous Waste Designation	Potential EPA Hazardous Waste Numbers	Potential Hazardous Waste Constituents and /or Characteristics	Regulatory Limits <sup>b</sup> (milligrams per liter)	Potential Underlying Hazardous Constituents <sup>c</sup>
S3000 - Homogeneous	S3100	Homogeneous Inorganic, Cemented	Plutonium processing operations	Acceptable Knowledge	<u>D001</u>	<u>Ignitable</u>	<u>NA<sup>d</sup></u>	
		Homogeneous Inorganic, Cemented Organics	Plutonium processing operations	Acceptable Knowledge	D002	Corrosive	NA <sup>d</sup>	
					D003	Reactive	NA <sup>d</sup>	
					D004	Arsenic	5.0	
		Homogeneous Inorganic, Non-cemented	Plutonium processing operations	Acceptable Knowledge	D005	Barium hydroxide	100.0	
					D006	Cadmium	1.0	
					D007	Chromium	5.0	
					D008	Lead	5.0	
					D009	Mercury	0.2	
					D010	Selenium	1.0	
					D011	Silver	5.0	
		Homogeneous Inorganic, Salts	Plutonium processing operations	Acceptable Knowledge	D018	Benzene	0.5	
					D019	Carbon tetrachloride	0.5	
					D021	Chlorobenzene	100.0	
					D022	Chloroform	6.0	
					D035	Methyl ethyl ketone	200.0	
D038	Pyridine				5.0 <sup>e</sup>			
D039	Tetrachloroethylene				0.7			
D040	Trichloroethylene				0.5			
F001	Spent halogenated solvents	NA <sup>d</sup>						
F002	Spent halogenated solvents	NA <sup>d</sup>						
F003	Spent non-halogenated solvents	NA <sup>d</sup>						
F005	Spent non-halogenated solvents	NA <sup>d</sup>						

**Table C-5 (continued)**

Summary Category Group	Waste Matrix Code	Waste Description <sup>a</sup>	Waste-Generating Activity	Basis for Hazardous Waste Designation	Potential EPA Hazardous Waste Numbers	Potential Hazardous Waste Constituents and/or Characteristics	Regulatory Limits <sup>b</sup> (milligrams per liter)	Potential Underlying Hazardous Constituents <sup>c</sup>
S3000 - Homogeneous	S3100	Homogeneous Inorganic, Vermiculite	Plutonium processing operations	Acceptable Knowledge	<u>D001</u>	<u>Ignitable</u>	<u>NA<sup>d</sup></u>	
					D002	Corrosive	NA <sup>d</sup>	
					D004	Arsenic	5.0	
					D005	Barium hydroxide	100.0	
					D006	Cadmium	1.0	
					D007	Chromium	5.0	
					D008	Lead	5.0	
					D009	Mercury	0.2	
					D010	Selenium	1.0	
					D011	Silver	5.0	
					D018	Benzene	0.5	
					D019	Carbon tetrachloride	0.5	
					D021	Chlorobenzene	100.0	
					D022	Chloroform	6.0	
					D027	1,4-Dichlorobenzene	7.5	
					D028	1,2-Dichloroethane	0.5	
					D030	2,4-Dinitrotoluene	0.13 <sup>e</sup>	
					D032	Hexachlorobenzene	0.13 <sup>e</sup>	
					D033	Hexachlorobutadiene	0.5	
					D034	Hexachloroethane	3.0	
					D035	Methyl ethyl ketone	200.0	
					D036	Nitrobenzene	2.0	
					D037	Pentachlorophenol	100.0	
					D038	Pyridine	5.0 <sup>e</sup>	
					D039	Tetrachloroethylene	0.7	
					D040	Trichloroethylene	0.5	
					D042	2,4,6-Trichlorophenol	2.0	
D043	Vinyl Chloride	0.2						
F001	Spent halogenated solvents	NA <sup>d</sup>						
F002	Spent halogenated solvents	NA <sup>d</sup>						
F003	Spent non-halogenated solvents	NA <sup>d</sup>						
F005	Spent non-halogenated solvents	NA <sup>d</sup>						

**Table C-5 (continued)**

Summary Category Group	Waste Matrix Code	Waste Description <sup>a</sup>	Waste-Generating Activity	Basis for Hazardous Waste Designation	Potential EPA Hazardous Waste Numbers	Potential Hazardous Waste Constituents and/or Characteristics	Regulatory Limits <sup>b</sup> (milligrams per liter)	Potential Underlying Hazardous Constituents <sup>c</sup>
S4000 – Soil/ Gravel	S4100	Soil	D&D	Acceptable Knowledge	D004	Arsenic	5.0	D004
					D005	Barium hydroxide	100.0	D005
					D006	Cadmium	1.0	D006
					D007	Chromium	5.0	D007
					D008	Lead	5.0	D008
					D009	Mercury	0.2	D009
					D010	Selenium	1.0	D010
					D011	Silver	5.0	D011
					D018	Benzene	0.5	D018
					D019	Carbon tetrachloride	0.5	D019
					D021	Chlorobenzene	100.0	D021
					D022	Chloroform	6.0	D022
					D035	Methyl ethyl ketone	200.0	D035
					D038	Pyridine	5.0 <sup>e</sup>	D038
					D039	Tetrachloroethylene	0.7	D039
					D040	Trichloroethylene	0.5	D040
					F001	Spent halogenated solvents	NA <sup>d</sup>	F001
F002	Spent halogenated solvents	NA <sup>d</sup>	F002					
F003	Spent non-halogenated solvents	NA <sup>d</sup>	F003					
F005	Spent non-halogenated solvents	NA <sup>d</sup>	F005					



Table C-5 (continued)

Summary Category Group	Waste Matrix Code	Waste Description <sup>a</sup>	Waste-Generating Activity	Basis for Hazardous Waste Designation	Potential EPA Hazardous Waste Numbers	Potential Hazardous Waste Constituents and/or Characteristics	Regulatory Limits <sup>b</sup> (milligrams per liter)	Potential Underlying Hazardous Constituents <sup>c</sup>
S5000 - Debris	S5300	Combustible Debris	Plutonium processing operations	Acceptable Knowledge	D001 D002 D003 D004 D005 D006 D007 D008 D009 D010 D011 D018 D019 D021 D022 D035 D038 D039 D040 D043 F001 F002 F003 F004 F005 U080	Ignitable Corrosive Reactive Arsenic Barium hydroxide Cadmium Chromium Lead Mercury Selenium Silver Benzene Carbon tetrachloride Chlorobenzene Chloroform Methyl ethyl ketone Pyridine Tetrachloroethylene Trichloroethylene Vinyl Chloride Spent halogenated solvents Spent halogenated solvents Spent non-halogenated solvents Spent non-halogenated solvents Spent non-halogenated solvents Methylene Chloride	NA <sup>d</sup> NA <sup>d</sup> NA <sup>d</sup> 5.0 100.0 1.0 5.0 5.0 0.2 1.0 5.0 0.5 0.5 100.0 6.0 200.0 5.0 <sup>e</sup> 0.7 0.5 0.2 NA <sup>d</sup> NA <sup>d</sup> NA <sup>d</sup> NA <sup>d</sup> NA <sup>d</sup> NA <sup>d</sup>	
	S5400	Heterogeneous Debris	Plutonium processing operations; D&D	Acceptable Knowledge				

<sup>a</sup> This table is based on information from the *Acceptable Knowledge Information Summary for Los Alamos National Laboratory Transuranic Waste Streams* (AKIS), (TWCP-AK-2.1-019, R.0) (LA-UR-03-4870); and from waste characterization documentation information maintained by the Facility and Waste Operations Division. Waste with EPA Hazardous Waste Numbers that are not included in the Waste Isolation Pilot Plant (WIPP) Hazardous Waste Facility Permit will not be transported to WIPP. Additionally, recharacterization efforts for nitrate salt-bearing waste have been conducted and documented in several documents as outlined in Enclosure 3 of Response to Ordered Action 2/3; Attachment A to Settlement Agreement and Stipulated Final Order HWB-14-20; Los Alamos National Laboratory.

<sup>b</sup> A solid waste exhibits the characteristic of toxicity if, using the Toxicity Characteristic Leaching Procedure, Test Method 1311 in "Test Methods for Evaluating Solid Waste, Physical/Chemical Methods" (EPA, 1986), the extract from a representative sample of the waste contains any of the contaminants listed at a concentration equal to or greater than the respective value given in the New Mexico Administrative Code, Title 20, Chapter 4, Part 1, Subpart II, Part 261, Subpart C [6-14-00].

<sup>c</sup> Potential underlying hazardous constituents (UHC) have been included, where the information is available. UHC characterization for the purpose of Land Disposal Restrictions will apply for mixed transuranic waste to be disposed of at WIPP.

<sup>d</sup> Not Applicable: Refers to the absence of regulatory limits for ignitable, corrosive, and reactive characteristic wastes and F-, P-, and U-listed wastes.

<sup>e</sup> Quantitation limit is greater than the calculated regulatory level. The quantitation limit therefore becomes the regulatory level.

**Note:** Fluoride, sulfide, vanadium, and zinc are not "underlying hazardous constituents" in characteristic wastes, according to the definition in § 268.2(i). Selenium is not an underlying hazardous constituent as defined at § 268.2(i) because its Universal Treatment Standard level is greater than its Toxicity Characteristic level, thus a treated selenium waste would always be characteristically hazardous, unless it is treated to below its characteristic level.

**Table C-20**  
**Description of Stabilization Waste Streams at Technical Area 50, Building 69**  
 (This table is for informational purposes only)

<u>Summary Category Group</u>	<u>Waste Matrix Code</u>	<u>Waste Description<sup>a</sup></u>	<u>Waste-Generating Activity</u>	<u>Basis for Hazardous Waste Designation</u>	<u>Potential EPA Hazardous Waste Numbers</u>	<u>Potential Hazardous Waste Constituents and/or Characteristics</u>	<u>Regulatory Limits<sup>b</sup> (milligrams per liter)</u>	<u>Potential Underlying Hazardous Constituents<sup>c</sup></u>
<u>S3000 - Homogeneous</u>	<u>S3100</u>	<u>Homogeneous Inorganic, Cemented</u>	<u>Plutonium processing operations</u>	<u>Acceptable Knowledge</u>	<u>D001</u>	<u>Ignitable</u>	<u>NA<sup>d</sup></u>	
					<u>D002</u>	<u>Corrosive</u>	<u>NA<sup>d</sup></u>	
					<u>D004</u>	<u>Arsenic</u>	<u>5.0</u>	
					<u>D005</u>	<u>Barium hydroxide</u>	<u>100.0</u>	
		<u>Homogeneous Inorganic, Cemented Organics</u>	<u>Plutonium processing operations</u>	<u>Acceptable Knowledge</u>	<u>D006</u>	<u>Cadmium</u>	<u>1.0</u>	
					<u>D007</u>	<u>Chromium</u>	<u>5.0</u>	
					<u>D008</u>	<u>Lead</u>	<u>5.0</u>	
					<u>D009</u>	<u>Mercury</u>	<u>0.2</u>	
		<u>Homogeneous Inorganic, Non-cemented</u>	<u>Plutonium processing operations</u>	<u>Acceptable Knowledge</u>	<u>D010</u>	<u>Selenium</u>	<u>1.0</u>	
					<u>D011</u>	<u>Silver</u>	<u>5.0</u>	
					<u>D018</u>	<u>Benzene</u>	<u>0.5</u>	
					<u>D019</u>	<u>Carbon tetrachloride</u>	<u>0.5</u>	
		<u>Homogeneous Inorganic, Salts</u>	<u>Plutonium processing operations</u>	<u>Acceptable Knowledge</u>	<u>D021</u>	<u>Chlorobenzene</u>	<u>100.0</u>	
					<u>D022</u>	<u>Chloroform</u>	<u>6.0</u>	
					<u>D035</u>	<u>Methyl ethyl ketone</u>	<u>200.0</u>	
					<u>D038</u>	<u>Pyridine</u>	<u>5.0<sup>e</sup></u>	
<u>D039</u>	<u>Tetrachloroethylene</u>				<u>0.7</u>			
<u>D040</u>	<u>Trichloroethylene</u>				<u>0.5</u>			
<u>F001</u>	<u>Spent halogenated solvents</u>				<u>NA<sup>d</sup></u>			
<u>F002</u>	<u>Spent halogenated solvents</u>				<u>NA<sup>d</sup></u>			
<u>F003</u>	<u>Spent non-halogenated solvents</u>	<u>NA<sup>d</sup></u>						
<u>F005</u>	<u>Spent non-halogenated solvents</u>	<u>NA<sup>d</sup></u>						

**Table C-20 (continued)**  
(This table is for informational purposes only)

<u>Summary Category Group</u>	<u>Waste Matrix Code</u>	<u>Waste Description<sup>a</sup></u>	<u>Waste-Generating Activity</u>	<u>Basis for Hazardous Waste Designation</u>	<u>Potential EPA Hazardous Waste Numbers</u>	<u>Potential Hazardous Waste Constituents and/or Characteristics</u>	<u>Regulatory Limits<sup>b</sup> (milligrams per liter)</u>	<u>Potential Underlying Hazardous Constituents<sup>c</sup></u>
<u>S3000 - Homogeneous</u>	<u>S3100</u>	<u>Homogeneous Inorganic Vermiculite</u>	<u>Plutonium processing operations</u>	<u>Acceptable Knowledge</u>	<u>D001</u> <u>D002</u> <u>D004</u> <u>D005</u> <u>D006</u> <u>D007</u> <u>D008</u> <u>D009</u> <u>D010</u> <u>D011</u> <u>D018</u> <u>D019</u> <u>D021</u> <u>D022</u> <u>D027</u> <u>D028</u> <u>D030</u> <u>D032</u> <u>D033</u> <u>D034</u> <u>D035</u> <u>D036</u> <u>D037</u> <u>D038</u> <u>D039</u> <u>D040</u> <u>D042</u> <u>D043</u> <u>F001</u> <u>F002</u> <u>F003</u> <u>F005</u>	<u>Ignitable</u> <u>Corrosive</u> <u>Arsenic</u> <u>Barium hydroxide</u> <u>Cadmium</u> <u>Chromium</u> <u>Lead</u> <u>Mercury</u> <u>Selenium</u> <u>Silver</u> <u>Benzene</u> <u>Carbon tetrachloride</u> <u>Chlorobenzene</u> <u>Chloroform</u> <u>1,4-Dichlorobenzene</u> <u>1,2-Dichloroethane</u> <u>2,4-Dinitrotoluene</u> <u>Hexachlorobenzene</u> <u>Hexachlorobutadiene</u> <u>Hexachloroethane</u> <u>Methyl ethyl ketone</u> <u>Nitrobenzene</u> <u>Pentachlorophenol</u> <u>Pyridine</u> <u>Tetrachloroethylene</u> <u>Trichloroethylene</u> <u>2,4,6-Trichlorophenol</u> <u>Vinyl Chloride</u> <u>Spent halogenated solvents</u> <u>Spent halogenated solvents</u> <u>Spent non-halogenated solvents</u> <u>Spent non-halogenated solvents</u>	<u>NA<sup>d</sup></u> <u>NA<sup>d</sup></u> <u>5.0</u> <u>100.0</u> <u>1.0</u> <u>5.0</u> <u>5.0</u> <u>0.2</u> <u>1.0</u> <u>5.0</u> <u>0.5</u> <u>0.5</u> <u>100.0</u> <u>6.0</u> <u>7.5</u> <u>0.5</u> <u>0.13<sup>e</sup></u> <u>0.13<sup>e</sup></u> <u>0.5</u> <u>3.0</u> <u>200.0</u> <u>2.0</u> <u>100.0</u> <u>5.0<sup>e</sup></u> <u>0.7</u> <u>0.5</u> <u>2.0</u> <u>0.2</u> <u>NA<sup>d</sup></u> <u>NA<sup>d</sup></u> <u>NA<sup>d</sup></u> <u>NA<sup>d</sup></u>	

**Table C-20 (continued)**  
 (This table is for informational purposes only)

<u>Summary Category Group</u>	<u>Waste Matrix Code</u>	<u>Waste Description<sup>a</sup></u>	<u>Waste-Generating Activity</u>	<u>Basis for Hazardous Waste Designation</u>	<u>Potential EPA Hazardous Waste Numbers</u>	<u>Potential Hazardous Waste Constituents and/or Characteristics</u>	<u>Regulatory Limits<sup>b</sup> (milligrams per liter)</u>	<u>Potential Underlying Hazardous Constituents<sup>c</sup></u>
<u>S5000 - Debris</u>	<u>S5300</u>	<u>Combustible Debris</u>	<u>Plutonium processing operations</u>	<u>Acceptable Knowledge</u>	<u>D001</u> <u>D002</u> <u>D004</u> <u>D005</u> <u>D006</u>	<u>Ignitable</u> <u>Corrosive</u> <u>Arsenic</u> <u>Barium hydroxide</u> <u>Cadmium</u>	<u>NA<sup>d</sup></u> <u>NA<sup>d</sup></u> <u>5.0</u> <u>100.0</u> <u>1.0</u>	
	<u>S5400</u>	<u>Heterogeneous Debris</u>	<u>Plutonium processing operations; D&amp;D</u>	<u>Acceptable Knowledge</u>	<u>D007</u> <u>D008</u> <u>D009</u> <u>D010</u> <u>D011</u> <u>D018</u> <u>D019</u> <u>D021</u> <u>D022</u> <u>D035</u> <u>D038</u> <u>D039</u> <u>D040</u> <u>D043</u> <u>F001</u> <u>F002</u> <u>F003</u> <u>F004</u> <u>F005</u> <u>U080</u>	<u>Chromium</u> <u>Lead</u> <u>Mercury</u> <u>Selenium</u> <u>Silver</u> <u>Benzene</u> <u>Carbon tetrachloride</u> <u>Chlorobenzene</u> <u>Chloroform</u> <u>Methyl ethyl ketone</u> <u>Pyridine</u> <u>Tetrachloroethylene</u> <u>Trichloroethylene</u> <u>Vinyl Chloride</u> <u>Spent halogenated solvents</u> <u>Spent halogenated solvents</u> <u>Spent non-halogenated solvents</u> <u>Spent non-halogenated solvents</u> <u>Spent non-halogenated solvents</u> <u>Methylene Chloride</u>	<u>5.0</u> <u>5.0</u> <u>0.2</u> <u>1.0</u> <u>5.0</u> <u>0.5</u> <u>0.5</u> <u>100.0</u> <u>6.0</u> <u>200.0</u> <u>5.0<sup>e</sup></u> <u>0.7</u> <u>0.5</u> <u>0.2</u> <u>NA<sup>d</sup></u> <u>NA<sup>d</sup></u> <u>NA<sup>d</sup></u> <u>NA<sup>d</sup></u> <u>NA<sup>d</sup></u> <u>NA<sup>d</sup></u>	

<sup>a</sup> This table is based on information from the *Acceptable Knowledge Information Summary for Los Alamos National Laboratory Transuranic Waste Streams* (AKIS), (TWCP-AK-2.1-019, R.0) (LA-UR-03-4870); and from waste characterization documentation information maintained by the Facility and Waste Operations Division. Waste with EPA Hazardous Waste Numbers that are not included in the Waste Isolation Pilot Plant (WIPP) Hazardous Waste Facility Permit will not be transported to WIPP. Additionally, recharacterization efforts for nitrate salt-bearing waste have been conducted and documented in several documents as outlined in Enclosure 3 of *Response to Ordered Action 2/3; Attachment A to Settlement Agreement and Stipulated Final Order HWB-14-20; Los Alamos National Laboratory*.

<sup>b</sup> A solid waste exhibits the characteristic of toxicity if, using the Toxicity Characteristic Leaching Procedure, Test Method 1311 in "Test Methods for Evaluating Solid Waste, Physical/Chemical Methods" (EPA, 1986), the extract from a representative sample of the waste contains any of the contaminants listed at a concentration equal to or greater than the respective value given in the New Mexico Administrative Code, Title 20, Chapter 4, Part 1, Subpart II, Part 261, Subpart C [6-14-00].

<sup>c</sup> Potential underlying hazardous constituents (UHC) have been included, where the information is available. UHC characterization for the purpose of Land Disposal Restrictions will apply for mixed transuranic waste to be disposed of at WIPP.

<sup>d</sup> Not Applicable: Refers to the absence of regulatory limits for ignitable, corrosive, and reactive characteristic wastes and F-, P-, and U-listed wastes.

<sup>e</sup> Quantitation limit is greater than the calculated regulatory level. The quantitation limit therefore becomes the regulatory level.

**ATTACHMENT G.4**  
**TECHNICAL AREA 50, BUILDING 69**  
**INDOOR CONTAINER STORAGE/TREATMENT UNIT**  
**CLOSURE PLAN**

**LIST OF TABLES**

<u>TABLE NO.</u>	<u>TITLE</u>
G.4-1	Hazardous Waste Constituents of Concern at the Technical Area 50, Building 69 Indoor Container Storage/ <u>Treatment</u> Unit
G.4-2	Closure Schedule for the Technical Area 50, Building 69 Indoor Container Storage/ <u>Treatment</u> Unit
G.4-3	Sample Containers, Preservation Techniques, and Holding Times
G.4-4	Summary of Analytical Methods
G.4-5	Quality Control Sample Types, Applicable Analyses, Frequency, and Acceptance Criteria
G.4-6	Potential Waste Materials, Waste Types, and Disposal Options

**LIST OF FIGURES**

**FIGURE NO.**

**TITLE**

| G.4-1 Technical Area 50, Building 69, Room 102 Container Storage/Treatment Unit  
Sampling Grid and Additional Sampling Locations

| G.4-2 Technical Area 50, Building 69, Room 103 Container Storage/Treatment Unit  
Sampling Grid and Additional Sampling Locations

## 1.0 INTRODUCTION

This closure plan describes the activities necessary to close the indoor hazardous waste container storage/treatment unit which is comprised of Rooms 102 and 103 at Technical Area (TA) 50, Building 69 (TA-50-69) at the Los Alamos National Laboratory (Facility), hereinafter referred to as the permitted unit. The information provided in this closure plan addresses the closure requirements specified in Permit Part 9, the Code of Federal Regulations (CFR), Title 40, Part 264, Subparts G and I for hazardous waste management units operated at the Facility under the Resource Conservation and Recovery Act (RCRA) and the New Mexico Hazardous Waste Act.

Until closure is complete and has been certified in accordance with Permit Section 9.5, a copy of the approved closure plan or the hazardous waste facility permit containing the plan, any approved revisions, and closure activity documentation associated with the closure will be on file with hazardous waste compliance personnel at the Facility and at the U.S. Department of Energy (DOE) Los Alamos Site Office. Prior to closure of the permitted unit, this closure plan may be amended in accordance with Permit Section 9.4.8, as necessary and appropriate, to provide updated sampling and analysis plans and to incorporate updated decontamination technologies. Amended closure plans shall be submitted to the New Mexico Environment Department (Department) for approval prior to implementing closure activities.

## 2.0 DESCRIPTION OF UNIT TO BE CLOSED

A specific description of the permitted unit can be found in Permit Attachment A (*Technical Area (TA) - Unit Descriptions*). Additional features and equipment located at the permitted unit and not described elsewhere in the Permit are described below.

The permitted unit consists of adjacent Rooms 102 and 103. Room 102, the main process room, measures approximately 45 feet (ft) wide and 52 ft long and contains a large glovebox which occupies a substantial portion of the room; the long dimension is oriented northwest-southeast. A smaller glovebox, designed for mounting of a single drum at one time is also located within Room 102 was designed in 1994 and is 11 feet long, 3 feet wide, and 30 inches high. While the entirety of Room 102 may be used for storage, the primary area utilized for hazardous waste storage is an 11- by 11-ft roped-off section. A refrigeration unit that measures less than 12 feet by 12 feet is located in Room 102. The floor is concrete with an epoxy coating and there is an operational drain located in Room 102 in the northeast area near the north wall. There is a mezzanine above Room 102 which is not part of the permitted unit.

Room 103, the unloading area, measures approximately 18 ft wide and 19 ft long and is located adjacent to, and southeast of, Room 102. A 12-ft by 20-ft roll-up loading vehicle access door is located at the southernmost end of the room and an operational drain is located in the middle of the room. Both drains in the two rooms are operational for firewater collection and will drain into holding tanks located in the building.

The waste stored at the permitted unit consists of hazardous waste in both liquid and solid form since 1995 and has been subject to waste management regulations under RCRA. Due to the scope of process operations at the permitted unit, the wastes stored include those in solid and liquid form. Additionally, the smaller glovebox within the unit is utilized for treatment by stabilization of waste in containers using zeolite. Permit Part 3 (*Storage in Containers*), Permit Part 7 (Stabilization in Containers), Permit Attachment A (*Technical Area (TA) - Unit Descriptions*), Permit Attachment B (*Part A Application*), and Permit Attachment C (*Waste Analysis Plan*) include information regarding waste management procedures and hazardous waste constituents stored and treated at the permitted unit.



### 3.0 ESTIMATE OF MAXIMUM WASTE STORED AND TREATED

Approximately 67,200 gallons of hazardous waste has been stored at the permitted unit over its active life. It is estimated that approximately 11,500 gallons of hazardous waste will be treated at the permitted unit over its active life. Throughout the life of this Permit, it is estimated that the maximum volume of inventory of waste for the projected lifespan of the permitted unit is 446,400 gallons.

### 4.0 GENERAL CLOSURE REQUIREMENTS

#### 4.1 Closure Performance Standards

As required by Permit Section 9.2, the permitted unit will be closed to meet the following performance standards:

- a. remove all hazardous waste residues and hazardous constituents; and
- b. ensure contaminated media do not contain concentrations of hazardous constituents greater than the clean-up levels established in accordance with Permit Sections 11.4 and 11.5. For soils the cleanup levels shall be established based on residential use. The Permittees must also demonstrate that there is no potential to contaminate groundwater.

If the Permittees are unable to achieve either of the clean closure standards above, they must:

- c. control hazardous waste residues, hazardous constituents, and, as applicable, contaminated media such that they do not exceed a total excess cancer risk of  $10^{-5}$  for carcinogenic substances and, for non-carcinogenic substances, a target Hazard Index of 1.0 for human receptors, and meet Ecological Screening Levels established under Permit Section 11.5;
- d. minimize the need for further maintenance;
- e. control, minimize, or eliminate, to the extent necessary to protect human health and the environment, the post-closure escape of hazardous waste, hazardous constituents, leachate, contaminated runoff, or hazardous waste decomposition products to the ground, groundwater, surface waters, or to the atmosphere; and
- f. comply with the closure requirements of Permit Part 9 (*Closure*) and 40 CFR Part 264 Subparts G and I for container storage units.

Closure of the permitted unit will be deemed complete when: 1) all surfaces and equipment have been decontaminated, or otherwise properly disposed of; 2) closure has been certified by an independent, professional engineer licensed in the State of New Mexico; and 3) closure certification has been submitted to, and approved by, the Department.

#### 4.2 Closure Schedule

This closure plan schedule is intended to address the closure requirements for the permitted unit within the authorized timeframe of the current Hazardous Waste Facility Permit (*see* Permit Section 9.4). The following section provides the schedule of closure activities (*see also* Table G.4-2 in this closure plan).

**Table G.4-1**

**Hazardous Waste Constituents of Concern in Technical Area 50, Building 69 Indoor Container**

**Storage/Treatment Unit**

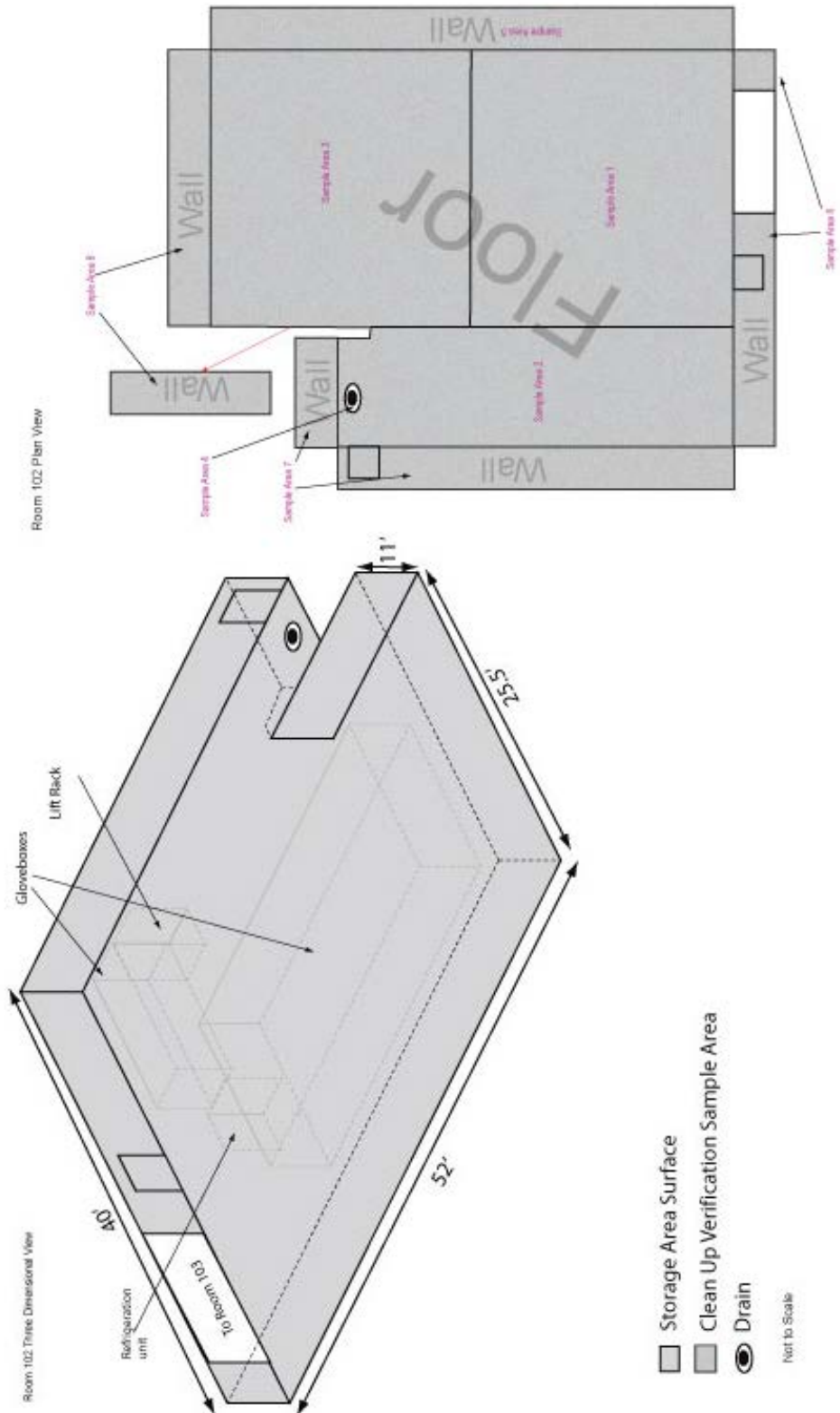
Category	EPA Hazardous Waste Numbers	Specific Constituents
<u>Nitrate salt wastes</u>	<u>D001, D002</u>	<u>Ignitable, Corrosive</u>
Toxic Metals	D004, D005, D006, D007, D008, D009, D010, D011	Arsenic, Barium, Cadmium, Chromium, Lead, Mercury, Selenium, Silver,
Organic Compounds	D018, D019, D021, D022, D026, D027, D028, D029, D030, D035, D036, D037, D038, D039, D040, D043  F001, F002, F003, F004, F005	Benzene, Carbon tetrachloride, Chlorobenzene, Chloroform, Cresol, 1,4-Dichlorobenzene, 1,2-Dichloroethylene, 2,4-Dinitrotoluene, Methyl ethyl ketone, Nitrobenzene, Pentachlorophenol, Pyridine, Tetrachloroethylene, Trichloroethylene, Vinyl Chloride  Acetone, Methyl ethyl ketone, , Methylene Chloride, Toluene, MIBK, DBCP, Tetrachloroethylene, 1,1,1-trichloroethane, Chlorinated Fluorocarbons, 1,1,2- Trichloro-1,1,2-Trifluoroethane, Ortho-dichlorobenzene, Trichlorofluoromethane, 1,1,2-Trichloroethane, Xylene, Ethyl acetate, Ethyl benzene, Ethyl ether, n-Butyl alcohol, Cyclohexanone, Methanol, Cresols, Cresylic acid, Nitrobenzene, Carbon disulfide, Isobutanol, Pyridine, 2-ethoxyethanol, 2-nitropropane

<sup>a</sup> Based on the permitted unit's Operating Record  
 MIBK = methyl isobutyl ketone or 4-methyl-2-pentanone  
 DBCP = 1,2-dibromo-3-chloropropane

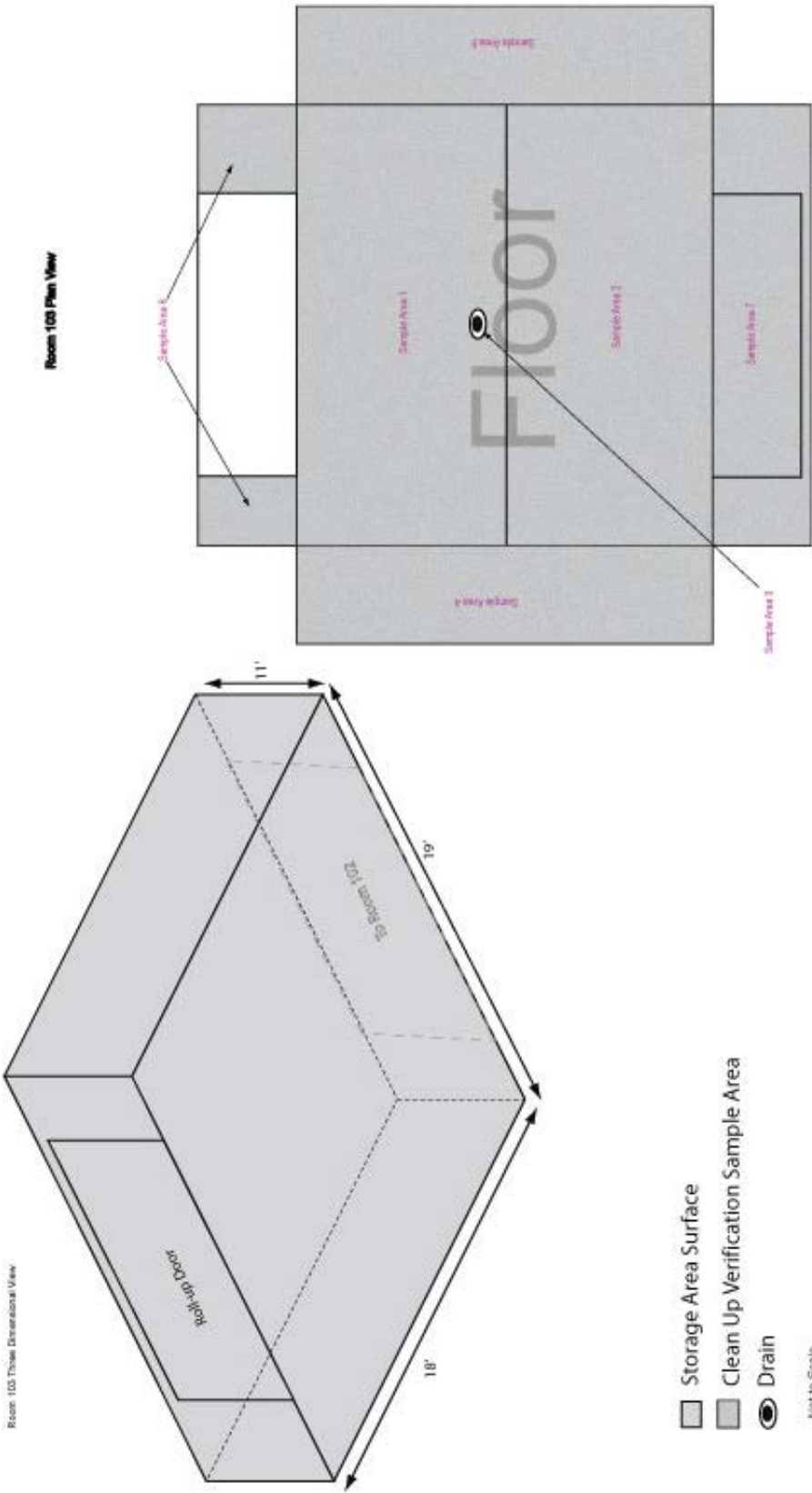
**Table G.4-2**

**Closure Schedule for the Technical Area 50, Building 69, Indoor Container Storage/Treatment Unit**

Activity	Maximum Time Required
Notify the Department of intent to close.	-45 Days
Final receipt of waste.	Day 0
Complete waste removal.	Day 90
Complete records review and structural assessment.	10 days after completed waste removal or 100 days after final receipt of waste
Complete all closure activities and submit final closure certification report to the Department.	Day 180



**Figure G.4-1**  
 Technical Area 50, Building 69, Room 102 Container Storage/Treatment Unit Sampling Grid and Additional Sampling Locations



**Figure G.4-2**  
 Technical Area 50, Building 69, Room 103 Container Storage/Treatment Unit Sampling Grid and Additional Sampling Locations

**ATTACHMENT G.5**  
**TECHNICAL AREA 50, BUILDING 69**  
**OUTDOOR CONTAINER STORAGE UNIT**  
**CLOSURE PLAN**

**Table G.5-1  
 Hazardous Waste Constituents of Concern at the Technical Area 50, Building 69, Outdoor  
 Container Storage Unit<sup>a</sup>**

Category	EPA Hazardous Waste Numbers	Specific Constituents
<u>Nitrate salt wastes</u>	<u>D001, D002</u>	<u>Ignitable, Corrosive</u>
Toxic Metals	D004, D005, D006, D007, D008, D009, D010, D011	Arsenic, Barium, Cadmium, Chromium, Lead, Mercury, Selenium, Silver,
Organic Compounds	D018, D019, D021, D022, D026, D027, D028, D029, D030, D035, D036, D037, D038, D039, D040, D043  F001, F002, F003, F004, F005	Benzene, Carbon tetrachloride, Chlorobenzene, Chloroform, Cresol, 1,4-Dichlorobenzene, 1,2-Dichloroethylene, 2,4-Dinitrotoluene, Methyl ethyl ketone, Nitrobenzene, Pentachlorophenol, Pyridine, Tetrachloroethylene, Trichloroethylene, Vinyl Chloride  Acetone, Methyl ethyl ketone, , Methylene Chloride, Toluene, MIBK, DBCP, Tetrachloroethylene, 1,1,1-trichloroethane, Chlorinated Fluorocarbons, 1,1,2- trichloro-1,1,2-trifluoroethane, ortho-dichlorobenzene, Trichlorofluoromethane, 1,1,2-trichloroethane, Xylene, Ethyl acetate, Ethyl benzene, Ethyl ether, n-butyl alcohol, Cyclohexanone, Methanol, Cresols, Cresylic acid, Nitrobenzene, Carbon disulfide, Isobutanol, Pyridine, 2-ethoxyethanol, 2-nitropropane

<sup>a</sup> Based on the unit Operating Record  
 MIBK = methyl isobutyl ketone or 4-methyl-2-pentanone  
 DBCP = 1,2-dibromo-3-chloropropane

**ATTACHMENT J**  
**HAZARDOUS WASTE MANAGEMENT UNITS**

**TABLE J-1**

**Active Portion of the Facility**

Includes units permitted to store and treat hazardous waste, interim status units, and the Material Disposal Areas.

Process codes and associated process descriptions:

- S01-storage in containers
- S02-storage in tanks
- S99-other storage
- D80-landfill
- T04 – other treatment ~~in tanks~~
- X01\*-open burning
- X01\*\*-open detonation

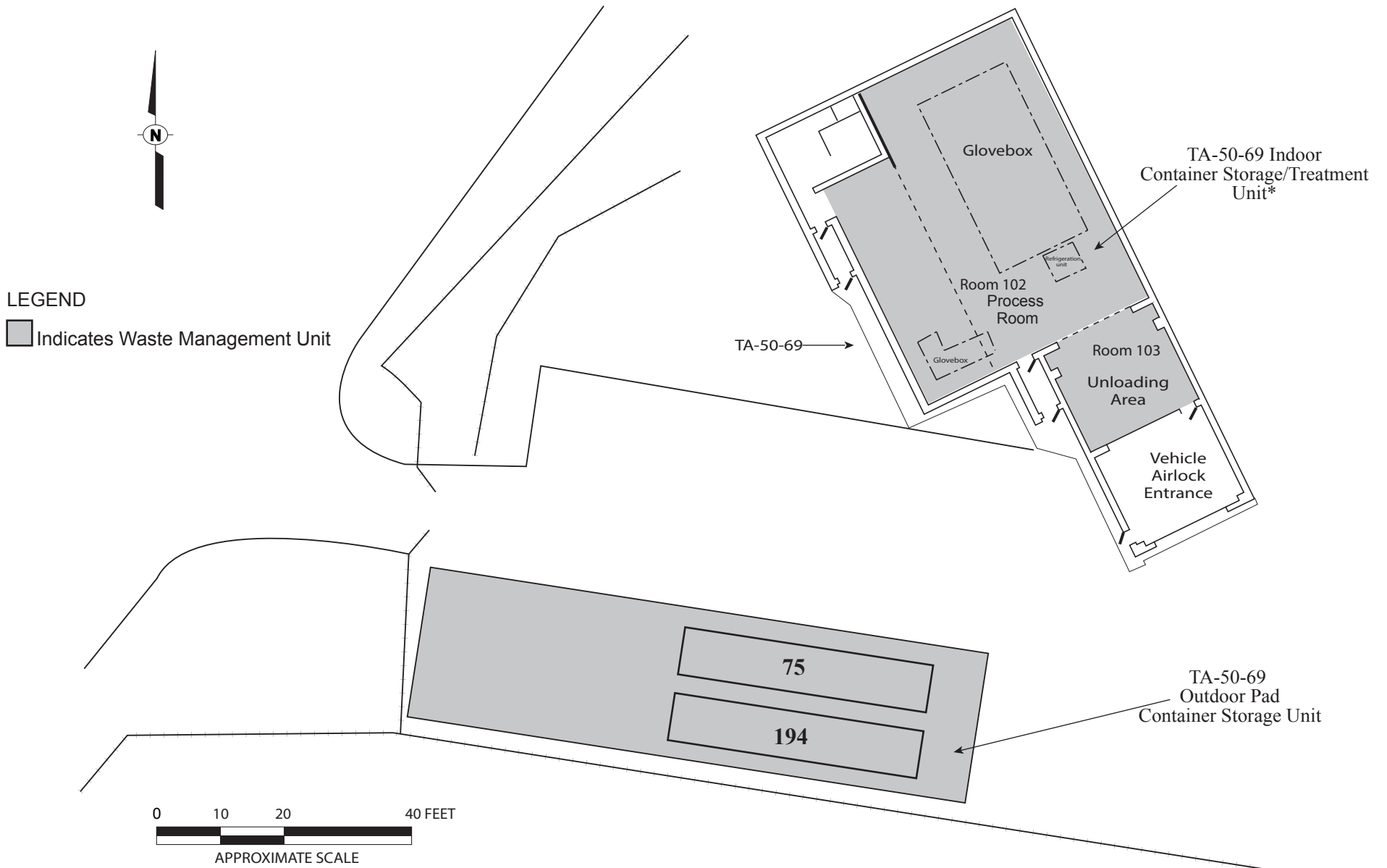
Unit Identifier	Process Codes	Operating Capacity	General Information	Type of Unit
TA-3-29	S01	18,500 gal	Includes Room 9010 and portions of Room 9020 and 9030  Located in Wing 9 of the basement of Building 29  Total square footage – 3,040	Indoor
TA-14-23	X01*	50 lbs HE/burn	Near Structure TA-14-23  Interim Status Unit	NA
TA-14-23	X01**	20 lbs HE/detonation	Near Structure TA-14-23  Interim Status Unit	NA
TA-16-388	X01*		Flash Pad  Total square footage - 484  Interim Status Unit not authorized to treat hazardous waste and undergoing closure	Outdoor (associated with a open burn unit)



Unit Identifier	Process Codes	Operating Capacity	General Information	Type of Unit
TA-16-399	X01*		Burn Tray Total square footage - 64 Interim Status Unit not authorized to treat hazardous waste and undergoing closure	Outdoor (associated with an open burn unit)
TA-36-8	X01**	2000 lbs/detonation	Near Structure TA-36-8 Interim Status Unit	NA
TA-39-6	X01**	1000 lbs/detonation	Near Structure TA-39-6 Interim Status Unit	NA
TA-39-57	X01**	1000 lbs/detonation	Near Structure TA-39-57 Interim Status Unit	NA
TA-50-69 Indoor	S01 <u>T04</u>	1,500 gal <u>275 gal/day</u>	Includes Rooms 102 and 103. <u>Includes treatment process for stabilization of nitrate salt-bearing waste.</u> Total square footage – 2,680	Indoor
TA-50-69 Outdoor Pad	S01	30,000 gal	Total square footage – 2,160	Outdoor (not associated with a regulated unit)
TA-54 “G”	D80	NA	Material Disposal Area Unit not permitted to receive hazardous waste	Regulated unit
TA-54 Area G Container Storage Unit (below ground)	S99	4,950 gal	Includes shafts 145 and 146 Wastes removed and unit undergoing closure, closure certification incomplete	NA
TA-54 Area G Pad 1	S01	502,920 gal	Includes building TA-54-412 (DVRS) Approximately 76,000 square feet	Outdoor (associated with a regulated unit)

**ATTACHMENT N**

**FIGURES**




\*Note: Container Storage Area in Building 69 does not include mezzanine.

Figure 23  
 Technical Area (TA) 50, Building 69, Indoor Storage/Treatment Unit and Outdoor Container Storage Unit

**Document:** Treatment by Stabilization in Containers  
**Date:** June 2016

## **Attachment 2**

### **Part A Application**

<p><b>SEND COMPLETED FORM TO:</b> The Appropriate State or Regional Office.</p>	<p>United States Environmental Protection Agency <b>RCRA SUBTITLE C SITE IDENTIFICATION FORM</b></p>		
<p><b>1. Reason for Submittal</b></p> <p>MARK ALL BOX(ES) THAT APPLY</p>	<p><b>Reason for Submittal:</b></p> <p><input type="checkbox"/> To provide an Initial Notification (first time submitting site identification information / to obtain an EPA ID number for this location)</p> <p><input type="checkbox"/> To provide a Subsequent Notification (to update site identification information for this location)</p> <p><input type="checkbox"/> As a component of a First RCRA Hazardous Waste Part A Permit Application</p> <p><input checked="" type="checkbox"/> As a component of a Revised RCRA Hazardous Waste Part A Permit Application (Amendment # <u>18.0</u>)</p> <p><input type="checkbox"/> As a component of the Hazardous Waste Report (If marked, see sub-bullet below)</p> <p><input type="checkbox"/> Site was a TSD facility and/or generator of &gt;1,000 kg of hazardous waste, &gt;1 kg of acute hazardous waste, or &gt;100 kg of acute hazardous waste spill cleanup in one or more months of the report year (or State equivalent LQG regulations)</p>		
<p><b>2. Site EPA ID Number</b></p>	<p>EPA ID Number <input type="text" value="N"/> <input type="text" value="M"/> <input type="text" value="0"/> <input type="text" value="8"/> <input type="text" value="9"/> <input type="text" value="0"/> <input type="text" value="0"/> <input type="text" value="1"/> <input type="text" value="0"/> <input type="text" value="5"/> <input type="text" value="1"/> <input type="text" value="5"/></p>		
<p><b>3. Site Name</b></p>	<p>Name: Los Alamos National Laboratory</p>		
<p><b>4. Site Location Information</b></p>	<p>Street Address: Bikini Atoll Road, SM-30</p> <p>City, Town, or Village: Los Alamos County: Los Alamos</p> <p>State: New Mexico Country: USA Zip Code: 87545</p>		
<p><b>5. Site Land Type</b></p>	<p><input type="checkbox"/> Private <input type="checkbox"/> County <input type="checkbox"/> District <input checked="" type="checkbox"/> Federal <input type="checkbox"/> Tribal <input type="checkbox"/> Municipal <input type="checkbox"/> State <input type="checkbox"/> Other</p>		
<p><b>6. NAICS Code(s) for the Site (at least 5-digit codes)</b></p>	<p>A. <input type="text" value="9"/> <input type="text" value="2"/> <input type="text" value="8"/> <input type="text" value="1"/> <input type="text" value="1"/> <input type="text" value="0"/></p> <p>B. <input type="text" value="0"/> <input type="text" value="5"/> <input type="text" value="4"/> <input type="text" value="1"/> <input type="text" value="7"/> <input type="text" value="1"/></p> <p>C. <input type="text" value="0"/> <input type="text" value="5"/> <input type="text" value="6"/> <input type="text" value="2"/> <input type="text" value="2"/> <input type="text" value="1"/></p> <p>D. <input type="text" value=""/> <input type="text" value=""/> <input type="text" value=""/> <input type="text" value=""/> <input type="text" value=""/></p>		
<p><b>7. Site Mailing Address</b></p>	<p>Street or P.O. Box: PO Box 1663</p> <p>City, Town, or Village: Los Alamos</p> <p>State: New Mexico Country: USA Zip Code: 87545</p>		
<p><b>8. Site Contact Person</b></p>	<p>First Name: Kimberly MI: Last: Davis Lebak</p> <p>Title: Manager, Los Alamos Field Office, Department of Energy, National Nuclear Security Administration</p> <p>Street or P.O. Box: 3747 West Jemez Road, MS 316</p> <p>City, Town or Village: Los Alamos</p> <p>State: New Mexico Country: USA Zip Code: 87544</p> <p>Email: kimdavis.lebak@nnsa.doe.gov</p> <p>Phone: (505) 667-5105 Ext.: Fax:</p>		
<p><b>9. Legal Owner and Operator of the Site</b></p>	<p>A. Name of Site's Legal Owner: United States Department of Energy Date Became Owner: 01/01/1943</p> <p>Owner Type: <input type="checkbox"/> Private <input type="checkbox"/> County <input type="checkbox"/> District <input checked="" type="checkbox"/> Federal <input type="checkbox"/> Tribal <input type="checkbox"/> Municipal <input type="checkbox"/> State <input type="checkbox"/> Other</p> <p>Street or P.O. Box: 3747 West Jemez Road, MS 316</p> <p>City, Town, or Village: Los Alamos Phone: (505) 667-5105</p> <p>State: New Mexico Country: USA Zip Code: 87544</p> <p>B. Name of Site's Operator: Los Alamos National Security, LLC Date Became Operator: 06/01/2006</p> <p>Operator Type: <input checked="" type="checkbox"/> Private <input type="checkbox"/> County <input type="checkbox"/> District <input type="checkbox"/> Federal <input type="checkbox"/> Tribal <input type="checkbox"/> Municipal <input type="checkbox"/> State <input type="checkbox"/> Other</p>		

**10. Type of Regulated Waste Activity (at your site)**

Mark "Yes" or "No" for all current activities (as of the date submitting the form); complete any additional boxes as instructed.

**A. Hazardous Waste Activities; Complete all parts 1-10.**

- Y  N  **1. Generator of Hazardous Waste**  
 If "Yes," mark only one of the following – a, b, or c.
- a. LQG: Generates, in any calendar month, 1,000 kg/mo (2,200 lbs/mo.) or more of hazardous waste; or Generates, in any calendar month, or accumulates at any time, more than 1 kg/mo (2.2 lbs/mo) of acute hazardous waste; or Generates, in any calendar month, or accumulates at any time, more than 100 kg/mo (220 lbs/mo) of acute hazardous spill cleanup material.
- b. SQG: 100 to 1,000 kg/mo (220 – 2,200 lbs/mo) of non-acute hazardous waste.
- c. CESQG: Less than 100 kg/mo (220 lbs/mo) of non-acute hazardous waste.
- If "Yes" above, indicate other generator activities in 2-10.

- Y  N  **2. Short-Term Generator** (generate from a short-term or one-time event and not from on-going processes). If "Yes," provide an explanation in the Comments section.
- Y  N  **3. United States Importer of Hazardous Waste**
- Y  N  **4. Mixed Waste (hazardous and radioactive) Generator**

- Y  N  **5. Transporter of Hazardous Waste**  
 If "Yes," mark all that apply.
- a. Transporter
- b. Transfer Facility (at your site)
- Y  N  **6. Treater, Storer, or Disposer of Hazardous Waste** Note: A hazardous waste Part B permit is required for these activities.
- Y  N  **7. Recycler of Hazardous Waste**
- Y  N  **8. Exempt Boiler and/or Industrial Furnace**  
 If "Yes," mark all that apply.
- a. Small Quantity On-site Burner Exemption
- b. Smelting, Melting, and Refining Furnace Exemption
- Y  N  **9. Underground Injection Control**
- Y  N  **10. Receives Hazardous Waste from Off-site**

**B. Universal Waste Activities; Complete all parts 1-2.**

- Y  N  **1. Large Quantity Handler of Universal Waste (you accumulate 5,000 kg or more) [refer to your State regulations to determine what is regulated]. Indicate types of universal waste managed at your site. If "Yes," mark all that apply.**
- a. Batteries
- b. Pesticides
- c. Mercury containing equipment
- d. Lamps
- e. Other (specify) \_\_\_\_\_
- f. Other (specify) \_\_\_\_\_
- g. Other (specify) \_\_\_\_\_
- Y  N  **2. Destination Facility for Universal Waste**  
 Note: A hazardous waste permit may be required for this activity.

**C. Used Oil Activities; Complete all parts 1-4.**

- Y  N  **1. Used Oil Transporter**  
 If "Yes," mark all that apply.
- a. Transporter
- b. Transfer Facility (at your site)
- Y  N  **2. Used Oil Processor and/or Re-refiner**  
 If "Yes," mark all that apply.
- a. Processor
- b. Re-refiner
- Y  N  **3. Off-Specification Used Oil Burner**
- Y  N  **4. Used Oil Fuel Marketer**  
 If "Yes," mark all that apply.
- a. Marketer Who Directs Shipment of Off-Specification Used Oil to Off-Specification Used Oil Burner
- b. Marketer Who First Claims the Used Oil Meets the Specifications

**D. Eligible Academic Entities with Laboratories—Notification for opting into or withdrawing from managing laboratory hazardous wastes pursuant to 40 CFR Part 262 Subpart K**

❖ You can ONLY Opt into Subpart K if:

- you are at least one of the following: a college or university; a teaching hospital that is owned by or has a formal affiliation agreement with a college or university; or a non-profit research institute that is owned by or has a formal affiliation agreement with a college or university; AND
- you have checked with your State to determine if 40 CFR Part 262 Subpart K is effective in your state

Y  N  1. Opting into or currently operating under 40 CFR Part 262 Subpart K for the management of hazardous wastes in laboratories  
**See the item-by-item instructions for definitions of types of eligible academic entities. Mark all that apply:**

- a. College or University
- b. Teaching Hospital that is owned by or has a formal written affiliation agreement with a college or university
- c. Non-profit Institute that is owned by or has a formal written affiliation agreement with a college or university

Y  N  2. Withdrawing from 40 CFR Part 262 Subpart K for the management of hazardous wastes in laboratories

**11. Description of Hazardous Waste**

**A. Waste Codes for Federally Regulated Hazardous Wastes.** Please list the waste codes of the Federal hazardous wastes handled at your site. List them in the order they are presented in the regulations (e.g., D001, D003, F007, U112). Use an additional page if more spaces are needed.

See Attached						

**B. Waste Codes for State-Regulated (i.e., non-Federal) Hazardous Wastes.** Please list the waste codes of the State-Regulated hazardous wastes handled at your site. List them in the order they are presented in the regulations. Use an additional page if more spaces are needed.

None						

**12. Notification of Hazardous Secondary Material (HSM) Activity**



Y  N  Are you notifying under 40 CFR 260.42 that you will begin managing, are managing, or will stop managing hazardous secondary material under 40 CFR 261.2(a)(2)(ii), 40 CFR 261.4(a)(23), (24), or (25)?

If "Yes," you must fill out the Addendum to the Site Identification Form: Notification for Managing Hazardous Secondary Material.

**13. Comments**

Multiple empty rows for providing comments.

**14. Certification.** I certify under penalty of law that this document and all attachments were prepared under my direction or supervision in accordance with a system designed to assure that qualified personnel properly gather and evaluate the information submitted. Based on my inquiry of the person or persons who manage the system, or those persons directly responsible for gathering the information, the information submitted is, to the best of my knowledge and belief, true, accurate, and complete. I am aware that there are significant penalties for submitting false information, including the possibility of fines and imprisonment for knowing violations. For the RCRA Hazardous Waste Part A Permit Application, all owner(s) and operator(s) must sign (see 40 CFR 270.10(b) and 270.11).

Signature of legal owner, operator, or an authorized representative	Name and Official Title (type or print)	Date Signed (mm/dd/yyyy)
	John P. McCann, Acting EPC-DO	06-24-2016
	Operator, LANS	
	Kimberly Davis Lebak, Manager	6/28/14
	Owner, Los Alamos Field Office, NNSA	



## 11. Description of Hazardous Wastes

### A. Waste Codes for Federally Regulated Hazardous Wastes.

D001	D002	D003	D004	D005	D006	D007
D008	D009	D010	D011	D012	D013	D014
D015	D016	D017	D018	D019	D020	D021
D022	D023	D024	D025	D026	D027	D028
D029	D030	D031	D032	D033	D034	D035
D036	D037	D038	D039	D040	D041	D042
D043	F001	F002	F003	F004	F005	F006
F007	F008	F009	F010	F011	F012	F019
F020	F021	F022	F023	F024	F025	F026
F027	F028	F032	F034	F035	F037	F038
F039	K044	K045	K046	K047	K084	K101
K102	P001	P002	P003	P004	P005	P006
P007	P008	P009	P010	P011	P012	P013
P014	P015	P016	P017	P018	P020	P021
P022	P023	P024	P026	P027	P028	P029
P030	P031	P033	P034	P036	P037	P038
P039	P040	P041	P042	P043	P044	P045
P046	P047	P048	P049	P050	P051	P054
P056	P057	P058	P059	P060	P062	P063
P064	P065	P066	P067	P068	P069	P070
P071	P072	P073	P074	P075	P076	P077
P078	P081	P082	P084	P085	P087	P088
P089	P092	P093	P094	P095	P096	P097
P098	P099	P101	P102	P103	P104	P105
P106	P108	P109	P110	P111	P112	P113
P114	P115	P116	P118	P119	P120	P121
P122	P123	P127	P128	P185	P188	P189
P190	P191	P192	P194	P196	P197	P198
P199	P201	P202	P203	P204	P205	U001
U002	U003	U004	U005	U006	U007	U008
U009	U010	U011	U012	U014	U015	U016
U017	U018	U019	U020	U021	U022	U023
U024	U025	U026	U027	U028	U029	U030
U031	U032	U033	U034	U035	U036	U037
U038	U039	U041	U042	U043	U044	U045
U046	U047	U048	U049	U050	U051	U052
U053	U055	U056	U057	U058	U059	U060
U061	U062	U063	U064	U066	U067	U068
U069	U070	U071	U072	U073	U074	U075

**11. Description of Hazardous Wastes****A. Waste Codes for Federally Regulated Hazardous Wastes. (Continued)**

U076	U077	U078	U079	U080	U081	U082
U083	U084	U085	U086	U087	U088	U089
U090	U091	U092	U093	U094	U095	U096
U097	U098	U099	U101	U102	U103	U105
U106	U107	U108	U109	U110	U111	U112
U113	U114	U115	U116	U117	U118	U119
U120	U121	U122	U123	U124	U125	U126
U127	U128	U129	U130	U131	U132	U133
U134	U135	U136	U137	U138	U140	U141
U142	U143	U144	U145	U146	U147	U148
U149	U150	U151	U152	U153	U154	U155
U156	U157	U158	U159	U160	U161	U162
U163	U164	U165	U166	U167	U168	U169
U170	U171	U172	U173	U174	U176	U177
U178	U179	U180	U181	U182	U183	U184
U185	U186	U187	U188	U189	U190	U191
U192	U193	U194	U196	U197	U200	U201
U202	U203	U204	U205	U206	U207	U208
U209	U210	U211	U213	U214	U215	U216
U217	U218	U219	U220	U221	U222	U223
U225	U226	U227	U228	U234	U235	U236
U237	U238	U239	U240	U243	U244	U246
U247	U248	U249	U271	U278	U279	U280
U328	U353	U359	U364	U367	U372	U373
U387	U389	U394	U395	U404	U409	U410
U411						

## ADDENDUM TO THE SITE IDENTIFICATION FORM: NOTIFICATION OF HAZARDOUS SECONDARY MATERIAL ACTIVITY



**ONLY fill out this form if:**

- ❖ You are located in a State that allows you to manage excluded hazardous secondary material (HSM) under 40 CFR 261.2(a)(2)(ii), 261.4(a)(23), (24), or (25) (or state equivalent). See <http://www.epa.gov/epawaste/hazard/dsw/statespf.htm> for a list of eligible states; **AND**
- ❖ You are or will be managing excluded HSM in compliance with 40 CFR 261.2(a)(2)(ii), 261.4(a)(23), (24), or (25) (or state equivalent) or you have stopped managing excluded HSM in compliance with the exclusion(s) and do not expect to manage any amount of excluded HSM under the exclusion(s) for at least one year. Do not include any information regarding your hazardous waste activities in this section.

**1. Indicate reason for notification. Include dates where requested.**

- Facility will begin managing excluded HSM as of \_\_\_\_\_ (mm/dd/yyyy).
- Facility is still managing excluded HSM/re-notifying as required by March 1 of each even-numbered year.
- Facility has stopped managing excluded HSM as of \_\_\_\_\_ (mm/dd/yyyy) and is notifying as required.

**2. Description of excluded HSM activity.** Please list the appropriate codes and quantities in **short tons** to describe your excluded HSM activity ONLY (do not include any information regarding your hazardous wastes). Use additional pages if more space is needed.

a. Facility code (answer using codes listed in the Code List section of the instructions)	b. Waste code(s) for HSM	c. Estimated short tons of excluded HSM to be managed annually	d. Actual short tons of excluded HSM that was managed during the most recent odd-numbered year	e. Land-based unit code (answer using codes listed in the Code List section of the instructions)

**3. Facility has financial assurance pursuant to 40 CFR 261.4(a)(24)(vi).** (Financial assurance is required for reclaimers and intermediate facilities managing excluded HSM under 40 CFR 261.4(a)(24) and (25))

Y  N  Does this facility have financial assurance pursuant to 40 CFR 261.4(a)(24)(vi)?

**This page intentionally left blank**

United States Environmental Protection Agency

**HAZARDOUS WASTE PERMIT INFORMATION FORM**

<b>1. Facility Permit Contact</b>	<b>First Name:</b> Kimberly		<b>MI:</b>	<b>Last Name:</b> Davis Lebak	
	<b>Contact Title:</b> Manager, Los Alamos Field Office, NNSA				
	<b>Phone Number:</b> 505-667-5105		<b>Ext.:</b>		<b>Email:</b> kimdavis.lebak@nnsa.doe.gov
<b>2. Facility Permit Contact Mailing Address</b>	<b>Street or P. O. Box:</b> 3747 West Jemez Road, MS A316				
	<b>City, Town, or Village:</b> Los Alamos				
	<b>State:</b> New Mexico				
	<b>Country:</b> USA			<b>Zip Code:</b> 87544	
<b>3. Operator Mailing Address and Telephone Number</b>	<b>Street or P. O. Box:</b> P.O. Box 1663, MS K499				
	<b>City, Town, or Village:</b> Los Alamos				
	<b>State:</b> New Mexico			<b>Phone Number:</b> 505-665-6952	
	<b>Country:</b> USA			<b>Zip Code:</b> 87545	
<b>4. Facility Existence Date</b>	<b>Facility Existence Date (mm/dd/yyyy):</b> 01/01/1943				
<b>5. Other Environmental Permits</b>					
<b>A. Facility Type</b> (Enter code)	<b>B. Permit Number</b>				<b>C. Description</b>
See Attached					
<b>6. Nature of Business:</b> The central mission of Los Alamos National Laboratory is the reduction of global nuclear danger supported by research that also contributes to conventional defense, civilian, and industrial needs. This includes programs in nuclear, medium energy, and space physics; hydrodynamics; conventional explosives; chemistry; metallurgy; radiochemistry; space nuclear systems; controlled thermonuclear fusion; laser research; environmental technology; geothermal, solar, and fossil energy research; nuclear safeguards; biomedicine; health and biotechnology; and industrial partnerships.					

<b>5. Other Environmental Permits</b>														
<b>A. Facility Type</b> <i>(Enter code)</i>		<b>B. Permit Number</b>										<b>C. Description</b>		
<i>National Pollutant Discharge Elimination System (NPDES):</i>														
NPDES Construction General Permit:														
N	N	M	R	1	2	A	-	-	-					NPDES Construction General Permit coverage for various individual construction projects: NMR120000
Industrial Point Source Permit:														
N	N	M	0	0	2	8	3	5	5					NPDES Industrial Point Source Discharge
NPDES Storm Water Multi-Sector General Permit (MSGP) for Industrial Activities														
N	N	M	R	0	5	G	B	2	1					NPDES MSGP
NPDES Storm Water Individual Permit														
N	N	M	0	0	3	0	7	5	9					NPDES LANL Storm Water Individual Permit
NPDES Pesticides General Permit														
N	N	M	G	8	7	A	0	4	1					NPDES Pesticides General Permit (PGP) for discharges from the application of pesticides
<i>Resource Conservation and Recovery Act (RCRA):</i>														
R	N	M	0	8	9	0	0	1	0	5	1	5		RCRA Hazardous Waste Facility Permit
<i>Groundwater Discharge Plans (GDP):</i>														
E	D	P	-	8	5	7								TA-46 SWWS Plant and TA-3 Sanitary Effluent Reclamation Facility (SERF), Approved July 1992, Discharge Permit Renewal Application, July 2010 (NMED Renewal Pending)
E	D	P	-	1	1	3	2							TA-50 Radioactive Liquid Waste Treatment Facility, Discharge Permit Application, February 2012 (NMED approval pending)
E	D	P	-	1	5	8	9							Twelve (12) Domestic Septic Tank/Leachfield Systems, Discharge Permit Application, June 2010 (NMED approval pending)
E	D	P	-	1	7	9	3							On-Site Treatment and Land Application of Groundwater, Discharge Permit Application, December 2011 (NMED approval pending)
<i>Clean Water Act Section 404 Dredge and Fill Permits with U.S. Army Corps of Engineers</i>														
E	N	W	P	-	4	3								Water Canyon West Jemez road Storm Drain Controls. Project complete but subject to special monitoring conditions- 5 year monitoring.
E	N	W	P	-	3	8								Sandia Canyon TA-72 Stormwater Controls. Project not yet complete and subject to 5 years of monitoring.
E	N	W	P	-	3	8								Sandia Canyon Wetland (Grade Control Structure). Project complete but subject to special monitoring conditions- 5 year monitoring.
E	N	W	P	-	4	3								Pueblo Grade Control Spurs and E060.1 Gage Revitalization.
E	N	W	P	-	0	1	8							Section 404 Nationwide Permit 18 – Minor Discharges for various individually approved construction projects including NM Certification (2012)
E	N	W	P	-	3	3								Section 404 Nationwide Permit 33 – Temporary Construction, Access and Dewatering for various individually approved construction projects including NM Certification (2012)
E	N	W	P	-	3	8								Section 404 Nationwide Permit 38 – Cleanup of Hazardous and Toxic Waste for various individually approved construction projects including NM Certification (2012)
<i>ir Quality Permits:</i>														

Air Quality Operating Permit (20.2.70 NMAC)														
E	P	1	0	0	-	R	1	-	M	3				LANL Air Emissions Operating Permit
Air Quality (20.2.72 NMAC)														
E	2	1	9	5	-	R	5	9						Various Exemptions
E	2	1	9	5	B	-	M	2						TA-3 Power Plant
E	2	1	9	5	F	-	R	3						TA-33 1600kW Generator
E	G	C	P	3	-	2	1	9	5	G	-	R	1	TA-60 Asphalt Plant
E	2	1	9	5	H	-	R	1						Data disintegrator
E	2	1	9	5	N	-	R	2						Chemistry and Metallurgy Research Replacement Facility
E	2	1	9	5	P	-	R	1						TA-33 1-225 kW/2-20 kW Diesel Generators
Air Quality (National Emission Standards for Hazardous Air Pollutants) Beryllium Machining:														
E	6	3	4	-	M	2								TA-3-141
E	6	3	2	-	R	1								TA-35-213
E	1	0	8	-	M	1	-	R	7					TA-55-4

**7. Process Codes and Design Capacities – Enter information in the Section on Form Page 3**

- A. PROCESS CODE** - Enter the code from the list of process codes below that best describes each process to be used at the facility. If more lines are needed, attach a separate sheet of paper with the additional information. For "other" processes (i.e., D99, S99, T04, and X99), describe the process (including its design capacity) in the space provided in Item 8.
- B. PROCESS DESIGN CAPACITY**- For each code entered in Item 7.A; enter the capacity of the process.
- AMOUNT** - Enter the amount. In a case where design capacity is not applicable (such as in a closure/post-closure or enforcement action) enter the total amount of waste for that process.
  - UNIT OF MEASURE** - For each amount entered in Item 7.B(1), enter the code in Item 7.B(2) from the list of unit of measure codes below that describes the unit of measure used. Select only from the units of measure in this list.
- C. PROCESS TOTAL NUMBER OF UNITS** - Enter the total number of units for each corresponding process code.

Process Code	Process	Appropriate Unit of Measure for Process Design Capacity	Process Code	Process	Appropriate Unit of Measure for Process Design Capacity
<b>Disposal</b>			<b>Treatment (Continued) (for T81 –T94)</b>		
D79	Underground Injection Well Disposal	Gallons; Liters; Gallons Per Day; or Liters Per Day	T81	Cement Kiln	Gallons Per Day; Liters Per Day; Pounds Per Hour; Short Tons Per Hour; Kilograms Per Hour; Metric Tons Per Day; Metric Tons Per Hour; Short Tons Per Day; BTU Per Hour; Liters Per Hour; Kilograms Per Hour; or Million BTU Per Hour
D80	Landfill	Acre-feet; Hectares-meter; Acres; Cubic Meters; Hectares; Cubic Yards	T82	Lime Kiln	
D81	Land Treatment	Acres or Hectares	T83	Aggregate Kiln	
D82	Ocean Disposal	Gallons Per Day or Liters Per Day	T84	Phosphate Kiln	
D83	Surface Impoundment Disposal	Gallons; Liters; Cubic Meters; or Cubic Yards	T85	Coke Oven	
D99	Other Disposal	Any Unit of Measure Listed Below	T86	Blast Furnace	
<b>Storage</b>			T87	Smelting, Melting, or Refining Furnace	
S01	Container	Gallons; Liters; Cubic Meters; or Cubic Yards	T88	Titanium Dioxide Chloride Oxidation Reactor	
S02	Tank Storage	Gallons; Liters; Cubic Meters; or Cubic Yards	T89	Methane Reforming Furnace	
S03	Waste Pile	Cubic Yards or Cubic Meters	T90	Pulping Liquor Recovery Furnace	
S04	Surface Impoundment	Gallons; Liters; Cubic Meters; or Cubic Yards	T91	Combustion Device Used in the Recovery of Sulfur Values from Spent Sulfuric Acid	
S05	Drip Pad	Gallons; Liters; Cubic Meters; Hectares; or Cubic Yards	T92	Halogen Acid Furnaces	
S06	Containment Building Storage	Cubic Yards or Cubic Meters	T93	Other Industrial Furnaces Listed in 40 CFR 260.10	
S99	Other Storage	Any Unit of Measure Listed Below	T94	Containment Building Treatment	Cubic Yards; Cubic Meters; Short Tons Per Hour; Gallons Per Hour; Liters Per Hour; Btu Per Hour; Pounds Per Hour; Short Tons Per Day; Kilograms Per Hour; Metric Tons Per Day; Gallons Per Day; Liters Per Day, Metric Tons Per Hour, or Million Btu Per Hour
<b>Treatment</b>			<b>Miscellaneous (Subpart X)</b>		
T01	Tank Treatment	Gallons Per Day; Liters Per Day	X01	Open Burning/Open Detonation	Any Unit of Measure Listed Below
T02	Surface Impoundment	Gallons Per Day; Liters Per Day	X02	Mechanical Processing	Short Tons Per Hour; Metric Tons Per Hour; Short Tons Per Day; Metric Tons Per Day; Pounds Per Hour; Kilograms Per Hour; Gallons Per Hour; Liters Per Hour; or Million BTU Per Hour
T03	Incinerator	Short Tons Per Hour; Metric Tons Per Hour; Gallons Per Hour; Liters Per Hour; BTUs Per Hour; Pounds Per Hour; Short Tons Per Day; Kilograms Per Hour; Gallons Per Day; Metric Tons Per Hour; or Million BTU Per Hour	X03	Thermal Unit	Gallons Per Day; Liters Per Day; Pounds Per Hour; Short Tons Per Hour; Kilograms Per Hour; Metric Tons Per Day; Metric Tons Per Hour; Short Tons Per Day; BTUs Per Hour; Gallons Per Day; Liters Per Hour; or Million BTU Per Hour
T04	Other Treatment	Gallons Per Day; Liters Per Day; Pounds Per Hour; Short Tons Per Hour; Kilograms Per Hour; Metric Tons Per Day; Short Tons Per Day; BTUs Per Hour; Gallons Per Day; Liters Per Hour; or Million BTU Per Hour	X04	Geologic Repository	Cubic Yards; Cubic Meters; Acre-feet; Hectare-meter; Gallons; or Liters
T80	Boiler	Gallons; Liters; Gallons Per Hour; Liters Per Hour; BTUs Per Hour; or Million BTU Per Hour	X99	Other Subpart X	Any Unit Measure Listed Below
<b>Unit of Measure</b>		<b>Unit of Measure Code</b>	<b>Unit of Measure</b>		<b>Unit of Measure Code</b>
Gallons.....		G	Short Tons Per Hour.....		D
Gallons Per Hour.....		E	Short Tons Per Day.....		N
Gallons Per Day.....		U	Metric Tons Per Hour.....		W
Liters.....		L	Metric Tons Per Day.....		S
Liters Per Hour.....		H	Pounds Per Hour.....		J
Liters Per Day.....		V	Kilograms Per Hour.....		X
			Million Btu Per Hour.....		X
<b>Unit of Measure</b>		<b>Unit of Measure Code</b>	<b>Unit of Measure</b>		<b>Unit of Measure Code</b>
Cubic Yards.....		Y	Cubic Meters.....		C
Acres.....		B	Acre-feet.....		A
Hectares.....		Q	Hectares-meter.....		F
Btu Per Hour.....		I			



**7. Process Codes and Design Capacities (Continued)**

**EXAMPLE FOR COMPLETING Item 7 (shown in line number X-1 below): A facility has a storage tank, which can hold 533.788 gallons.**

Line Number	A. Process Code (From list above)			B. PROCESS DESIGN CAPACITY		C. Process Total Number of Units	For Official Use Only					
	(1) Amount (Specify)	(2) Unit of Measure										
X 1	S	0	2	533.788	G	001						
<b>Technical Area 3</b>												
	1	S	0	1	18,500	G	001					
	2											
	3											
	4											
	5											
	6											
	7											
	8											
	9											
1	0											
1	1											
1	2											
1	3											

**Note: If you need to list more than 13 process codes, attach an additional sheet(s) with the information in the same format as above. Number the lines sequentially, taking into account any lines that will be used for "other" process (i.e., D99, S99, T04 and X99) in Item 8.**

**8. Other Processes (Follow instructions from Item 7 for D99, S99, T04 and X99 process codes)**

Line Number (Enter #s in sequence with Item 7)	A. Process Code (From list above)			B. PROCESS DESIGN CAPACITY		C. Process Total Number of Units	For Official Use Only					
	(1) Amount (Specify)	(2) Unit of Measure										
X 2	T	0	4	100.00	U	001						

**7. Process Codes and Design Capacities (Continued)**

**EXAMPLE FOR COMPLETING Item 7 (shown in line number X-1 below): A facility has a storage tank, which can hold 533.788 gallons.**

Line Number	A. Process Code (From list above)				B. PROCESS DESIGN CAPACITY		C. Process Total Number of Units	For Official Use Only					
	(1) Amount (Specify)		(2) Unit of Measure										
X 1	S	0	2	533.788		G	001						
<b>Technical Area 14</b>													
1	X	0	1	1,000 50/20		See Lines 2 & 3	002						
2				Pounds per detonation Gallons per burn/pounds per burn									
3				Units identified at TA-14-23 is to be closed in accordance with the Code of Federal Regulations (CFR), Title 40, Part 265, Subpart G. Permitted status is not requested									
4													
5													
6													
7													
8													
9													
1 0													
1 1													
1 2													
1 3													

**Note: If you need to list more than 13 process codes, attach an additional sheet(s) with the information in the same format as above. Number the lines sequentially, taking into account any lines that will be used for "other" process (i.e., D99, S99, T04 and X99) in Item 8.**

**8. Other Processes (Follow instructions from Item 7 for D99, S99, T04 and X99 process codes)**

Line Number (Enter #s in sequence with Item 7)	A. Process Code (From list above)				B. PROCESS DESIGN CAPACITY		C. Process Total Number of Units	For Official Use Only					
	(1) Amount (Specify)		(2) Unit of Measure										
X 2	T	0	4	100.00		U	001						

**7. Process Codes and Design Capacities (Continued)**

**EXAMPLE FOR COMPLETING Item 7 (shown in line number X-1 below): A facility has a storage tank, which can hold 533.788 gallons.**

Line Number	A. Process Code (From list above)			B. PROCESS DESIGN CAPACITY		C. Process Total Number of Units	For Official Use Only					
	(1) Amount (Specify)	(2) Unit of Measure										
X 1	S	0	2	533.788	G	001						
<b>Technical Area 16</b>												
1	X	0	1	1,000 50/1,000	See Lines 2 & 3	002						
2				Pounds per burn Gallons per burn/pounds per burn								
3				Unit identified as TA-16-399 Burn Tray is to be closed in accordance with the Code of Federal Regulations (CFR), Title 40, Part 265, Subpart G. Permitted status is not requested.								
4												
5												
6												
7												
8												
9												
1 0												
1 1												
1 2												
1 3												

**Note: If you need to list more than 13 process codes, attach an additional sheet(s) with the information in the same format as above. Number the lines sequentially, taking into account any lines that will be used for "other" process (i.e., D99, S99, T04 and X99) in Item 8.**

**8. Other Processes (Follow instructions from Item 7 for D99, S99, T04 and X99 process codes)**

Line Number (Enter #s in sequence with Item 7)	A. Process Code (From list above)			B. PROCESS DESIGN CAPACITY		C. Process Total Number of Units	For Official Use Only					
	(1) Amount (Specify)	(2) Unit of Measure										
X 2	T	0	4	100.00	U	001						

**7. Process Codes and Design Capacities (Continued)**

**EXAMPLE FOR COMPLETING Item 7 (shown in line number X-1 below): A facility has a storage tank, which can hold 533.788 gallons.**

Line Number	A. Process Code (From list above)				B. PROCESS DESIGN CAPACITY		C. Process Total Number of Units	For Official Use Only					
	(1) Amount (Specify)		(2) Unit of Measure										
X 1	S	0	2	533.788		G	001						
<b>Technical Area 36</b>													
1	X	0	1	2,000		See line 2	001						
2				Pounds per detonation									
3													
4													
5													
6													
7													
8													
9													
10													
11													
12													
13													

**Note: If you need to list more than 13 process codes, attach an additional sheet(s) with the information in the same format as above. Number the lines sequentially, taking into account any lines that will be used for "other" process (i.e., D99, S99, T04 and X99) in Item 8.**

**8. Other Processes (Follow instructions from Item 7 for D99, S99, T04 and X99 process codes)**

Line Number (Enter #s in sequence with Item 7)	A. Process Code (From list above)				B. PROCESS DESIGN CAPACITY		C. Process Total Number of Units	For Official Use Only					
	(1) Amount (Specify)		(2) Unit of Measure										
X 2	T	0	4	100.00		U	001						

**7. Process Codes and Design Capacities (Continued)**

**EXAMPLE FOR COMPLETING Item 7 (shown in line number X-1 below): A facility has a storage tank, which can hold 533.788 gallons.**

Line Number	A. Process Code (From list above)				B. PROCESS DESIGN CAPACITY		C. Process Total Number of Units	For Official Use Only					
					(1) Amount (Specify)	(2) Unit of Measure							
X	1	S	0	2	533.788	G	001						
<b>Technical Area 39</b>													
	1	X	0	1	2,000	See Lines 2 and 3	002						
	2				1,000 pounds per detonation at each unit								
	3				One unit identified as TA-39-57 is to be closed in accordance with Code of Federal Regulations (CFR), Title 40, Part 265, Subpart G. Permitted status is not requested.								
	4												
	5												
	6												
	7												
	8												
	9												
1	0												
1	1												
1	2												
1	3												

**Note: If you need to list more than 13 process codes, attach an additional sheet(s) with the information in the same format as above. Number the lines sequentially, taking into account any lines that will be used for "other" process (i.e., D99, S99, T04 and X99) in Item 8.**

**8. Other Processes (Follow instructions from Item 7 for D99, S99, T04 and X99 process codes)**

Line Number (Enter #s in sequence with Item 7)	A. Process Code (From list above)				B. PROCESS DESIGN CAPACITY		C. Process Total Number of Units	For Official Use Only					
					(1) Amount (Specify)	(2) Unit of Measure							
X	2	T	0	4	100.00	U	001						

**7. Process Codes and Design Capacities (Continued)**

**EXAMPLE FOR COMPLETING Item 7 (shown in line number X-1 below): A facility has a storage tank, which can hold 533.788 gallons.**

Line Number	A. Process Code (From list above)				B. PROCESS DESIGN CAPACITY		C. Process Total Number of Units	For Official Use Only					
	(1) Amount (Specify)		(2) Unit of Measure										
X 1	S	0	2		533.788	G	001						
<b>Technical Area 50</b>													
	1	S	0	1	31,500	G	002						
	2												
	3												
	4												
	5												
	6												
	7												
	8												
	9												
1	0												
1	1												
1	2												
1	3												

**Note: If you need to list more than 13 process codes, attach an additional sheet(s) with the information in the same format as above. Number the lines sequentially, taking into account any lines that will be used for "other" process (i.e., D99, S99, T04 and X99) in Item 8.**

**8. Other Processes (Follow instructions from Item 7 for D99, S99, T04 and X99 process codes)**

Line Number (Enter #s in sequence with Item 7)	A. Process Code (From list above)				B. PROCESS DESIGN CAPACITY		C. Process Total Number of Units	For Official Use Only					
	(1) Amount (Specify)		(2) Unit of Measure										
X 2	T	0	4		100.00	U	001						
	1	T	0	4	275	See lines 2 & 3	001						
					Gallons per day								
					located inside a container storage unit listed above								

**7. Process Codes and Design Capacities (Continued)**

**EXAMPLE FOR COMPLETING Item 7 (shown in line number X-1 below): A facility has a storage tank, which can hold 533.788 gallons.**

Line Number	A. Process Code (From list above)				B. PROCESS DESIGN CAPACITY		C. Process Total Number of Units	For Official Use Only					
	(1) Amount (Specify)		(2) Unit of Measure										
X 1	S	0	2		533.788	G	001						
<b>Technical Area 54, Area L</b>													
1	S	0	1		407,880	G	001						
2	D	8	0		1,200	See Line 3	001						
3					To be closed in accordance with Code of Federal Regulations (CFR), Title 40, Part 265, Subpart G. Permitted status is not requested. The unit of measure for capacity is cubic yards.								
4													
5													
6													
7													
8													
9													
10													
11													
12													
13													

**Note: If you need to list more than 13 process codes, attach an additional sheet(s) with the information in the same format as above. Number the lines sequentially, taking into account any lines that will be used for "other" process (i.e., D99, S99, T04 and X99) in Item 8.**

**8. Other Processes (Follow instructions from Item 7 for D99, S99, T04 and X99 process codes)**

Line Number (Enter #s in sequence with Item 7)	A. Process Code (From list above)				B. PROCESS DESIGN CAPACITY		C. Process Total Number of Units	For Official Use Only					
	(1) Amount (Specify)		(2) Unit of Measure										
X 2	T	0	4		100.00	U	001						
1	S	9	9		600	See Line 2	001						
2					To be closed in accordance with Code of Federal Regulations (CFR), Title 40, Part 265, Subpart G. Permitted status is not requested. The unit of measure for capacity is gallons.								

**7. Process Codes and Design Capacities (Continued)**

**EXAMPLE FOR COMPLETING Item 7 (shown in line number X-1 below): A facility has a storage tank, which can hold 533.788 gallons.**

Line Number	A. Process Code (From list above)			B. PROCESS DESIGN CAPACITY		C. Process Total Number of Units	For Official Use Only				
				(1) Amount (Specify)	(2) Unit of Measure						
X 1	S	0	2	533.788	G	001					
<b>Technical Area 54, Area G</b>											
1	S	0	1	4,346,590	G	009					
2	S	0	1	4,950	See Line 4	001					
3	D	8	0	14	See Line 5	001					
4				To be closed in accordance with Code of Federal Regulations (CFR), Title 40, Part 265, Subpart G. Permitted status is not requested. The unit of measure for capacity is gallons.							
5				To be closed in accordance with Code of Federal Regulations (CFR), Title 40, Part 265, Subpart G. Permitted status is not requested. The unit of measure for capacity is cubic yards.							
6											
7											
8											
9											
1 0											
1 1											
1 2											
1 3											

**Note: If you need to list more than 13 process codes, attach an additional sheet(s) with the information in the same format as above. Number the lines sequentially, taking into account any lines that will be used for "other" process (i.e., D99, S99, T04 and X99) in Item 8.**

**8. Other Processes (Follow instructions from Item 7 for D99, S99, T04 and X99 process codes)**

Line Number (Enter #s in sequence with Item 7)	A. Process Code (From list above)			B. PROCESS DESIGN CAPACITY		C. Process Total Number of Units	For Official Use Only				
				(1) Amount (Specify)	(2) Unit of Measure						
X 2	T	0	4	100.00	U	001					



**7. Process Codes and Design Capacities (Continued)**

**EXAMPLE FOR COMPLETING Item 7 (shown in line number X-1 below): A facility has a storage tank, which can hold 533.788 gallons.**

Line Number	A. Process Code (From list above)				B. PROCESS DESIGN CAPACITY		C. Process Total Number of Units	For Official Use Only					
	(1) Amount (Specify)		(2) Unit of Measure										
X 1	S	0	2		533.788	G	001						
<b>Technical Area 54 West</b>													
1	S	0	1		47,520	See Line 2	002						
2					Capacity is in Gallons. 13,410 gallons of the total capacity is only available for excess storage capacity at the TA-54-38 West Outdoor Pad.								
3													
4													
5													
6													
7													
8													
9													
10													
11													
12													
13													

**Note: If you need to list more than 13 process codes, attach an additional sheet(s) with the information in the same format as above. Number the lines sequentially, taking into account any lines that will be used for "other" process (i.e., D99, S99, T04 and X99) in Item 8.**

**8. Other Processes (Follow instructions from Item 7 for D99, S99, T04 and X99 process codes)**

Line Number (Enter #s in sequence with Item 7)	A. Process Code (From list above)				B. PROCESS DESIGN CAPACITY		C. Process Total Number of Units	For Official Use Only					
	(1) Amount (Specify)		(2) Unit of Measure										
X 2	T	0	4		100.00	U	001						

**7. Process Codes and Design Capacities (Continued)**

**EXAMPLE FOR COMPLETING Item 7 (shown in line number X-1 below): A facility has a storage tank, which can hold 533.788 gallons.**

Line Number	A. Process Code (From list above)				B. PROCESS DESIGN CAPACITY		C. Process Total Number of Units	For Official Use Only					
	(1) Amount (Specify)		(2) Unit of Measure										
X 1	S	0	2		533.788	G	001						
<b>Technical Area 54, Material Disposal Area H</b>													
1	D	8	0		63	See Line 2	001						
2					To be closed in accordance with Code of Federal Regulations (CFR), Title 40, Part 265, Subpart G. Permitted status is not requested. The unit of measure for capacity is cubic yards.								
3													
4													
5													
6													
7													
8													
9													
10													
11													
12													
13													

**Note: If you need to list more than 13 process codes, attach an additional sheet(s) with the information in the same format as above. Number the lines sequentially, taking into account any lines that will be used for "other" process (i.e., D99, S99, T04 and X99) in Item 8.**

**8. Other Processes (Follow instructions from Item 7 for D99, S99, T04 and X99 process codes)**

Line Number (Enter #s in sequence with Item 7)	A. Process Code (From list above)				B. PROCESS DESIGN CAPACITY		C. Process Total Number of Units	For Official Use Only					
	(1) Amount (Specify)		(2) Unit of Measure										
X 2	T	0	4		100.00	U	001						

**7. Process Codes and Design Capacities (Continued)**

**EXAMPLE FOR COMPLETING Item 7 (shown in line number X-1 below): A facility has a storage tank, which can hold 533.788 gallons.**

Line Number	A. Process Code (From list above)				B. PROCESS DESIGN CAPACITY		C. Process Total Number of Units	For Official Use Only					
	(1) Amount (Specify)		(2) Unit of Measure										
X 1	S	0	2	533.788		G	001						
<b>Technical Area 55</b>													
1	S	0	1	207,600		G	007						
2	S	0	2	137		G	001						
3													
4													
5													
6													
7													
8													
9													
1 0													
1 1													
1 2													
1 3													

**Note: If you need to list more than 13 process codes, attach an additional sheet(s) with the information in the same format as above. Number the lines sequentially, taking into account any lines that will be used for "other" process (i.e., D99, S99, T04 and X99) in Item 8.**

**8. Other Processes (Follow instructions from Item 7 for D99, S99, T04 and X99 process codes)**

Line Number (Enter #s in sequence with Item 7)	A. Process Code (From list above)				B. PROCESS DESIGN CAPACITY		C. Process Total Number of Units	For Official Use Only					
	(1) Amount (Specify)		(2) Unit of Measure										
X 2	T	0	4	100.00		U	001						
3	T	0	4	150		G	001						

**7. Process Codes and Design Capacities (Continued)**

**EXAMPLE FOR COMPLETING Item 7 (shown in line number X-1 below):** A facility has a storage tank, which can hold 533.788 gallons.

Line Number	A. Process Code (From list above)				B. PROCESS DESIGN CAPACITY		C. Process Total Number of Units	For Official Use Only					
	(1) Amount (Specify)		(2) Unit of Measure										
X	1	S	0	2	533.788	G	001						
<b>Technical Area 63</b>													
	1	S	0	1	105,875	G	001						
	2												
	3												
	4												
	5												
	6												
	7												
	8												
	9												
1	0												
1	1												
1	2												
1	3												

**Note: If you need to list more than 13 process codes, attach an additional sheet(s) with the information in the same format as above. Number the lines sequentially, taking into account any lines that will be used for "other" process (i.e., D99, S99, T04 and X99) in Item 8.**

**8. Other Processes (Follow instructions from Item 7 for D99, S99, T04 and X99 process codes)**

Line Number (Enter #s in sequence with Item 7)	A. Process Code (From list above)				B. PROCESS DESIGN CAPACITY		C. Process Total Number of Units	For Official Use Only					
	(1) Amount (Specify)		(2) Unit of Measure										
X	2	T	0	4	100.00	U	001						

**9. Description of Hazardous Wastes – Enter information in the Sections on Form Page 5**

- A. **EPA HAZARDOUS WASTE NUMBER** – Enter the four-digit number from 40 CFR, Part 261 Subpart D of each listed hazardous waste you will handle. For hazardous wastes which are not listed in 40 CFR, Part 261 Subpart D, enter the four-digit number(s) from 40 CFR 261, Subpart C that describes the characteristics and/or the toxic contaminants of those hazardous wastes.
- B. **ESTIMATED ANNUAL QUANTITY** – For each listed waste entered in Item 9.A, estimate the quantity of that waste that will be handled on an annual basis. For each characteristic or toxic contaminant entered in Item 9.A, estimate the total annual quantity of all the non-listed waste(s) that will be handled which possess that characteristic or contaminant.
- C. **UNIT OF MEASURE** – For each quantity entered in Item 9.B, enter the unit of measure code. Units of measure which must be used and the appropriate codes are:

ENGLISH UNIT OF MEASURE	CODE	METRIC UNIT OF MEASURE	CODE
POUNDS	P	KILOGRAMS	K
TONS	T	METRIC TONS	M

If facility records use any other unit of measure for quantity, the units of measure must be converted into one of the required units of measure, taking into account the appropriate density or specific gravity of the waste.

**D. PROCESSES**

**1. PROCESS CODES:**

**For listed hazardous waste:** For each listed hazardous waste entered in Item 9.A, select the code(s) from the list of process codes contained in Items 7.A and 8.A on page 3 to indicate all the processes that will be used to store, treat, and/or dispose of all the listed hazardous wastes.

**For non-listed waste:** For each characteristic or toxic contaminant entered in Item 9.A, select the code(s) from the list of process codes contained in Items 7.A and 8.A on page 3 to indicate all the processes that will be used to store, treat, and/or dispose of all the non-listed hazardous wastes that possess that characteristic or toxic contaminant.

**NOTE: THREE SPACES ARE PROVIDED FOR ENTERING PROCESS CODES. IF MORE ARE NEEDED:**

1. Enter the first two as described above.
2. Enter "000" in the extreme right box of Item 9.D(1).
3. Use additional sheet, enter line number from previous sheet, and enter additional code(s) in Item 9.E.

**2. PROCESS DESCRIPTION:** If a code is not listed for a process that will be used, describe the process in Item 9.D(2) or in Item 9.E(2).

**NOTE: HAZARDOUS WASTES DESCRIBED BY MORE THAN ONE EPA HAZARDOUS WASTE NUMBER** – Hazardous waste that can be described by more than one EPA Hazardous Waste Number shall be described on the form as follows:

1. Select one of the EPA Hazardous Waste Numbers and enter it in Item 9.A. On the same line complete Items 9.B, 9.C, and 9.D by estimating the total annual quantity of the waste and describing all the processes to be used to store, treat, and/or dispose of the waste.
2. In Item 9.A of the next line enter the other EPA Hazardous Waste Number that can be used to describe the waste. In Item 9.D.2 on that line enter "included with above" and make no other entries on that line.
3. Repeat step 2 for each EPA Hazardous Waste Number that can be used to describe the hazardous waste.

**EXAMPLE FOR COMPLETING Item 9** (shown in line numbers X-1, X-2, X-3, and X-4 below) – A facility will treat and dispose of an estimated 900 pounds per year of chrome shavings from leather tanning and finishing operations. In addition, the facility will treat and dispose of three non-listed wastes. Two wastes are corrosive only and there will be an estimated 200 pounds per year of each waste. The other waste is corrosive and ignitable and there will be an estimated 100 pounds per year of that waste. Treatment will be in an incinerator and disposal will be in a landfill.

Line Number	A. EPA Hazardous Waste No. (Enter code)				B. Estimated Annual Qty of Waste	C. Unit of Measure (Enter code)	D. PROCESSES																
	(1) PROCESS CODES (Enter code)										(2) PROCESS DESCRIPTION (If a code is not entered in 9.D(1))												
X	1	K	0	5	4	900	P	T	0	3	D	8	0										
X	2	D	0	0	2	400	P	T	0	3	D	8	0										
X	3	D	0	0	1	100	P	T	0	3	D	8	0										
X	4	D	0	0	2																		Included With Above

9. Descriptions of Hazardous Wastes (Continued. Use the Additional Sheet(s) as necessary; number pages as 5 a, etc.)															
Line Number	A. EPA Hazardous Waste No. (Enter code)					B. Estimated Annual Qty of Waste	C. Unit of Measure (Enter code)	D. PROCESSES							
	(1) PROCESS CODES (Enter code)								(2) PROCESS DESCRIPTION (If a code is not entered in 9.D(1))						
<b>Technical Area 3</b>															
1	D	0	0	1	7,000	P	S	0	1						
2	D	0	0	2	21,000	P	S	0	1						
3	D	0	0	3	2,500	P	S	0	1						
4	D	0	0	4	3,000	P	S	0	1						
5	D	0	0	5	3,000	P	S	0	1						
6	D	0	0	6	2,500	P	S	0	1						
7	D	0	0	7	7,000	P	S	0	1						
8	D	0	0	8	27,000	P	S	0	1						
9	D	0	0	9	4,000	P	S	0	1						
10	D	0	1	0	2,500	P	S	0	1						
11	D	0	1	1	3,000	P	S	0	1						
12	D	0	1	2	1,000	P	S	0	1						
13	D	0	1	8	1,500	P	S	0	1						
14	D	0	1	9	2,000	P	S	0	1						
15	D	0	2	1	2,000	P	S	0	1						
16	D	0	2	2	2,000	P	S	0	1						
17	D	0	2	3	2,000	P	S	0	1						
18	D	0	2	4	2,000	P	S	0	1						
19	D	0	2	5	2,000	P	S	0	1						
20	D	0	2	6	2,000	P	S	0	1						
21	D	0	2	7	1,500	P	S	0	1						
22	D	0	2	8	2,000	P	S	0	1						
23	D	0	2	9	1,000	P	S	0	1						
24	D	0	3	0	1,500	P	S	0	1						
25	D	0	3	2	1,500	P	S	0	1						
26	D	0	3	3	1,500	P	S	0	1						
27	D	0	3	4	1,500	P	S	0	1						
28	D	0	3	5	3,500	P	S	0	1						
29	D	0	3	6	1,500	P	S	0	1						
30	D	0	3	7	1,000	P	S	0	1						
31	D	0	3	8	1,500	P	S	0	1						
32	D	0	3	9	2,500	P	S	0	1						
33	D	0	4	0	2,500	P	S	0	1						
34	D	0	4	2	1,500	P	S	0	1						
35	D	0	4	3	1,500	P	S	0	1						
36	F	0	0	1	21,000	P	S	0	1						
37	F	0	0	2	21,000	P	S	0	1						
38	F	0	0	3	21,000	P	S	0	1						
39	F	0	0	4	2,500	P	S	0	1						

**9. Descriptions of Hazardous Wastes (Continued. Use the Additional Sheet(s) as necessary; number pages as 5 a, etc.)**

Line Number	A. EPA Hazardous Waste No. (Enter code)					B. Estimated Annual Qty of Waste	C. Unit of Measure (Enter code)	D. PROCESSES															
								(1) PROCESS CODES (Enter code)				(2) PROCESS DESCRIPTION (If a code is not entered in 9.D(1))											
<b>Technical Area 3 (Continued)</b>																							
4	0	F	0	0	5	21,000	P	S	0	1													
4	1	F	0	0	6	500	P	S	0	1													
4	2	F	0	0	7	500	P	S	0	1													
4	3	F	0	0	9	500	P	S	0	1													
4	4	P	0	0	3	1,000	P	S	0	1													
4	5	P	0	1	2	1,000	P	S	0	1													
4	6	P	0	1	5	1,000	P	S	0	1													
4	7	P	0	2	9	1,000	P	S	0	1													
4	8	P	0	3	0	1,000	P	S	0	1													
4	9	P	0	3	1	1,000	P	S	0	1													
5	0	P	0	3	8	1,000	P	S	0	1													
5	1	P	0	5	6	1,000	P	S	0	1													
5	2	P	0	6	3	1,000	P	S	0	1													
5	3	P	0	6	8	1,000	P	S	0	1													
5	4	P	0	7	3	1,000	P	S	0	1													
5	5	P	0	7	6	1,000	P	S	0	1													
5	6	P	0	7	8	1,000	P	S	0	1													
5	7	P	0	9	5	1,000	P	S	0	1													
5	8	P	0	9	6	1,000	P	S	0	1													
5	9	P	0	9	8	1,000	P	S	0	1													
6	0	P	0	9	9	500	P	S	0	1													
6	1	P	1	0	6	1,000	P	S	0	1													
6	2	P	1	1	3	1,000	P	S	0	1													
6	3	P	1	2	0	1,000	P	S	0	1													
6	4	U	0	0	1	1,000	P	S	0	1													
6	5	U	0	0	2	1,000	P	S	0	1													
6	6	U	0	0	3	1,000	P	S	0	1													
6	7	U	0	1	2	1,000	P	S	0	1													
6	8	U	0	1	9	1,000	P	S	0	1													
6	9	U	0	2	2	1,000	P	S	0	1													
7	0	U	0	2	9	1,000	P	S	0	1													
7	1	U	0	3	1	1,000	P	S	0	1													
7	2	U	0	3	7	1,000	P	S	0	1													
7	3	U	0	4	4	1,000	P	S	0	1													
7	4	U	0	4	5	1,000	P	S	0	1													
7	5	U	0	5	2	1,000	P	S	0	1													
7	6	U	0	5	6	1,000	P	S	0	1													
7	7	U	0	5	7	1,000	P	S	0	1													
7	8	U	0	7	5	1,000	P	S	0	1													

9. Descriptions of Hazardous Wastes (Continued. Use the Additional Sheet(s) as necessary; number pages as 5 a, etc.)														
Line Number	A. EPA Hazardous Waste No. (Enter code)		B. Estimated Annual Qty of Waste	C. Unit of Measure (Enter code)	D. PROCESSES									
					(1) PROCESS CODES (Enter code)				(2) PROCESS DESCRIPTION (If a code is not entered in 9.D(1))					
<b>Technical Area 3 (Continued)</b>														
7	9	U	0	7	7	1,000	P	S	0	1				
8	0	U	0	8	0	1,000	P	S	0	1				
8	1	U	1	0	3	500	P	S	0	1				
8	2	U	1	0	8	1,000	P	S	0	1				
8	3	U	1	1	2	1,000	P	S	0	1				
8	4	U	1	1	5	1,000	P	S	0	1				
8	5	U	1	1	7	1,000	P	S	0	1				
8	6	U	1	2	1	1,000	P	S	0	1				
8	7	U	1	2	2	1,000	P	S	0	1				
8	8	U	1	2	3	1,000	P	S	0	1				
8	9	U	1	3	1	1,000	P	S	0	1				
9	0	U	1	3	3	1,000	P	S	0	1				
9	1	U	1	3	4	1,000	P	S	0	1				
9	2	U	1	3	5	1,000	P	S	0	1				
9	3	U	1	4	0	1,000	P	S	0	1				
9	4	U	1	4	4	1,000	P	S	0	1				
9	5	U	1	5	1	1,000	P	S	0	1				
9	6	U	1	5	4	1,000	P	S	0	1				
9	7	U	1	5	9	1,000	P	S	0	1				
9	8	U	1	6	0	1,000	P	S	0	1				
9	9	U	1	6	1	1,000	P	S	0	1				
10	0	U	1	6	5	1,000	P	S	0	1				
10	1	U	1	6	9	1,000	P	S	0	1				
10	2	U	1	8	8	1,000	P	S	0	1				
10	3	U	1	9	0	1,000	P	S	0	1				
10	4	U	1	9	6	1,000	P	S	0	1				
10	5	U	2	0	4	1,000	P	S	0	1				
10	6	U	2	1	0	1,000	P	S	0	1				
10	7	U	2	1	1	1,000	P	S	0	1				
10	8	U	2	1	3	1,000	P	S	0	1				
10	9	U	2	1	6	1,000	P	S	0	1				
11	0	U	2	1	8	1,000	P	S	0	1				
11	1	U	2	1	9	1,000	P	S	0	1				
11	2	U	2	2	0	1,000	P	S	0	1				
11	3	U	2	2	5	500	P	S	0	1				
11	4	U	2	2	6	1,000	P	S	0	1				
11	5	U	2	2	7	500	P	S	0	1				
11	6	U	2	2	8	1,000	P	S	0	1				
11	7	U	2	3	9	500	P	S	0	1				



**9. Descriptions of Hazardous Wastes (Continued. Use the Additional Sheet(s) as necessary; number pages as 5 a, etc.)**

Line Number	A. EPA Hazardous Waste No. (Enter code)						B. Estimated Annual Qty of Waste	C. Unit of Measure (Enter code)	D. PROCESSES							
	(1) PROCESS CODES (Enter code)								(2) PROCESS DESCRIPTION (If a code is not entered in 9.D(1))							
<b>Technical Area 3 (Continued)</b>																
1	1	8	U	2	4	6	500	P	S	0	1					

9. Descriptions of Hazardous Wastes (Continued. Use the Additional Sheet(s) as necessary; number pages as 5 a, etc.)															
Line Number	A. EPA Hazardous Waste No. (Enter code)					B. Estimated Annual Qty of Waste	C. Unit of Measure (Enter code)	D. PROCESSES							
	(1) PROCESS CODES (Enter code)							(2) PROCESS DESCRIPTION (If a code is not entered in 9.D(1))							
<b>Technical Area 14</b>															
	1	D	0	0	1	2,000	P	X	0	1					
	2	D	0	0	3										Included with above.
	3	D	0	0	5										Included with above.
	4	D	0	0	6										Included with above.
	5	D	0	0	7										Included with above.
	6	D	0	0	8										Included with above.
	7	D	0	0	9										Included with above.
	8	D	0	1	1										Included with above.
	9	D	0	1	8										Included with above.
1	0	D	0	2	2										Included with above.
1	1	D	0	2	8										Included with above.
1	2	D	0	2	9										Included with above.
1	3	D	0	3	0										Included with above.
1	4	D	0	3	5										Included with above.
1	5	D	0	3	6										Included with above.
1	6	D	0	3	8										Included with above.
1	7	D	0	4	0										Included with above.
1	8	F	0	0	1										Included with above.
1	9	F	0	0	2										Included with above.
2	0	F	0	0	3										Included with above.
2	1	F	0	0	4										Included with above.
2	2	F	0	0	5										Included with above.
2	3														
2	4														
2	5														
2	6														
2	7														
2	8														
2	9														
3	0														
3	1														
3	2														
3	3														
3	4														
3	5														
3	6														
3	7														
3	8														
3	9														

9. Descriptions of Hazardous Wastes (Continued. Use the Additional Sheet(s) as necessary; number pages as 5 a, etc.)																	
Line Number	A. EPA Hazardous Waste No. (Enter code)					B. Estimated Annual Qty of Waste	C. Unit of Measure (Enter code)	D. PROCESSES									
	(1) PROCESS CODES (Enter code)										(2) PROCESS DESCRIPTION (If a code is not entered in 9.D(1))						
Technical Area 16																	
	1	D	0	0	1	20,000	P	X	0	1							
	2	D	0	0	2											Included with above.	
	3	D	0	0	3											Included with above.	
	4	D	0	0	5											Included with above.	
	5	D	0	0	6											Included with above.	
	6	D	0	0	7											Included with above.	
	7	D	0	0	8											Included with above.	
	8	D	0	0	9											Included with above.	
	9	D	0	1	0											Included with above.	
1	0	D	0	1	1											Included with above.	
1	1	D	0	1	8											Included with above.	
1	2	D	0	2	2											Included with above.	
1	3	D	0	2	8											Included with above.	
1	4	D	0	2	9											Included with above.	
1	5	D	0	3	0											Included with above.	
1	6	D	0	3	5											Included with above.	
1	7	D	0	3	6											Included with above.	
1	8	D	0	3	8											Included with above.	
1	9	D	0	4	0											Included with above.	
2	0	F	0	0	1											Included with above.	
2	1	F	0	0	2											Included with above.	
2	2	F	0	0	3											Included with above.	
2	3	F	0	0	4											Included with above.	
2	4	F	0	0	5											Included with above.	
2	5	K	0	4	4											Included with above.	
2	6	K	0	4	5											Included with above.	
2	7																
2	8																
2	9																
3	0																
3	1																
3	2																
3	3																
3	4																
3	5																
3	6																
3	7																
3	8																
3	9																

**9. Descriptions of Hazardous Wastes (Continued. Use the Additional Sheet(s) as necessary; number pages as 5 a, etc.)**

Line Number	A. EPA Hazardous Waste No. (Enter code)					B. Estimated Annual Qty of Waste	C. Unit of Measure (Enter code)	D. PROCESSES									
								(1) PROCESS CODES (Enter code)					(2) PROCESS DESCRIPTION (If a code is not entered in 9.D(1))				
<b>Technical Area 36</b>																	
	1	D	0	0	1	15,000	P	X	0	1							
	2	D	0	0	3											Included with above.	
	3	D	0	0	5											Included with above.	
	4	D	0	0	6											Included with above.	
	5	D	0	0	7											Included with above.	
	6	D	0	0	8											Included with above.	
	7	D	0	0	9											Included with above.	
	8	D	0	1	0											Included with above.	
	9	D	0	1	1											Included with above.	
1	0	D	0	1	8											Included with above.	
1	1	D	0	2	2											Included with above.	
1	2	D	0	2	8											Included with above.	
1	3	D	0	2	9											Included with above.	
1	4	D	0	3	0											Included with above.	
1	5	D	0	3	5											Included with above.	
1	6	D	0	3	6											Included with above.	
1	7	D	0	3	8											Included with above.	
1	8	D	0	4	0											Included with above.	
1	9	F	0	0	1											Included with above.	
2	0	F	0	0	2											Included with above.	
2	1	F	0	0	3											Included with above.	
2	2	F	0	0	4											Included with above.	
2	3	F	0	0	5											Included with above.	
2	4																
2	5																
2	6																
2	7																
2	8																
2	9																
3	0																
3	1																
3	2																
3	3																
3	4																
3	5																
3	6																
3	7																
3	8																
3	9																

**9. Descriptions of Hazardous Wastes (Continued. Use the Additional Sheet(s) as necessary; number pages as 5 a, etc.)**

Line Number	A. EPA Hazardous Waste No. (Enter code)					B. Estimated Annual Qty of Waste	C. Unit of Measure (Enter code)	D. PROCESSES									
								(1) PROCESS CODES (Enter code)					(2) PROCESS DESCRIPTION (If a code is not entered in 9.D(1))				
<b>Technical Area 39</b>																	
	1	D	0	0	1	15,000	P	X	0	1							
	2	D	0	0	3											Included with above.	
	3	D	0	0	5											Included with above.	
	4	D	0	0	6											Included with above.	
	5	D	0	0	7											Included with above.	
	6	D	0	0	8											Included with above.	
	7	D	0	0	9											Included with above.	
	8	D	0	1	0											Included with above.	
	9	D	0	1	1											Included with above.	
1	0	D	0	1	8											Included with above.	
1	1	D	0	2	2											Included with above.	
1	2	D	0	2	8											Included with above.	
1	3	D	0	2	9											Included with above.	
1	4	D	0	3	0											Included with above.	
1	5	D	0	3	5											Included with above.	
1	6	D	0	3	6											Included with above.	
1	7	D	0	3	8											Included with above.	
1	8	D	0	4	0											Included with above.	
1	9	F	0	0	1											Included with above.	
2	0	F	0	0	2											Included with above.	
2	1	F	0	0	3											Included with above.	
2	2	F	0	0	4											Included with above.	
2	3	F	0	0	5											Included with above.	
2	4																
2	5																
2	6																
2	7																
2	8																
2	9																
3	0																
3	1																
3	2																
3	3																
3	4																
3	5																
3	6																
3	7																
3	8																
3	9																

9. Descriptions of Hazardous Wastes (Continued. Use the Additional Sheet(s) as necessary; number pages as 5 a, etc.)															
Line Number	A. EPA Hazardous Waste No. (Enter code)					B. Estimated Annual Qty of Waste	C. Unit of Measure (Enter code)	D. PROCESSES							
	(1) PROCESS CODES (Enter code)								(2) PROCESS DESCRIPTION (If a code is not entered in 9.D(1))						
<b>Technical Area 50</b>															
1	D	0	0	1	69,696	P	S	0	1	T	0	4			
2	D	0	0	2	52,734	P	S	0	1	T	0	4			
3	D	0	0	3	3,444	P	S	0	1						
4	D	0	0	4	7,531	P	S	0	1	T	0	4			
5	D	0	0	5	7,740	P	S	0	1	T	0	4			
6	D	0	0	6	535,451	P	S	0	1	T	0	4			
7	D	0	0	7	567,226	P	S	0	1	T	0	4			
8	D	0	0	8	1,405,439	P	S	0	1	T	0	4			
9	D	0	0	9	75,666	P	S	0	1	T	0	4			
10	D	0	1	0	8,922	P	S	0	1	T	0	4			
11	D	0	1	1	31,255	P	S	0	1	T	0	4			
12	D	0	1	2	100	P	S	0	1						
13	D	0	1	3	100	P	S	0	1						
14	D	0	1	4	100	P	S	0	1						
15	D	0	1	5	100	P	S	0	1						
16	D	0	1	6	44	P	S	0	1						
17	D	0	1	7	66	P	S	0	1						
18	D	0	1	8	5,535	P	S	0	1	T	0	4			
19	D	0	1	9	4,261	P	S	0	1	T	0	4			
20	D	0	2	0	100	P	S	0	1						
21	D	0	2	1	100	P	S	0	1	T	0	4			
22	D	0	2	2	100	P	S	0	1	T	0	4			
23	D	0	2	3	100	P	S	0	1						
24	D	0	2	4	100	P	S	0	1						
25	D	0	2	5	100	P	S	0	1						
26	D	0	2	6	518	P	S	0	1						
27	D	0	2	7	972	P	S	0	1	T	0	4			
28	D	0	2	8	216,783	P	S	0	1	T	0	4			
29	D	0	2	9	215,184	P	S	0	1	T	0	4			
30	D	0	3	0	5,491	P	S	0	1	T	0	4			
31	D	0	3	1	293	P	S	0	1						
32	D	0	3	2	3,135	P	S	0	1	T	0	4			
33	D	0	3	3	2,222	P	S	0	1	T	0	4			
34	D	0	3	4	1,228	P	S	0	1	T	0	4			
35	D	0	3	5	1,792	P	S	0	1	T	0	4			
36	D	0	3	6	549	P	S	0	1	T	0	4			
37	D	0	3	7	761	P	S	0	1	T	0	4			
38	D	0	3	8	1,549	P	S	0	1	T	0	4			
39	D	0	3	9	1,675	P	S	0	1	T	0	4			

9. Descriptions of Hazardous Wastes (Continued. Use the Additional Sheet(s) as necessary; number pages as 5 a, etc.)															
Line Number	A. EPA Hazardous Waste No. (Enter code)					B. Estimated Annual Qty of Waste	C. Unit of Measure (Enter code)	D. PROCESSES							
	(1) PROCESS CODES (Enter code)								(2) PROCESS DESCRIPTION (If a code is not entered in 9.D(1))						
<b>Technical Area 50 (Continued)</b>															
4	0	D	0	4	0	3,942	P	S	0	1	T	0	4		
4	1	D	0	4	1	293	P	S	0	1					
4	2	D	0	4	2	1,182	P	S	0	1	T	0	4		
4	3	D	0	4	3	655	P	S	0	1	T	0	4		
4	4	F	0	0	1	442,263	P	S	0	1	T	0	4		
4	5	F	0	0	2	147,347	P	S	0	1	T	0	4		
4	6	F	0	0	3	50,980	P	S	0	1	T	0	4		
4	7	F	0	0	4	2,817	P	S	0	1	T	0	4		
4	8	F	0	0	5	334,821	P	S	0	1	T	0	4		
4	9	F	0	0	6	100	P	S	0	1	T	0	4		
5	0	F	0	0	7	100	P	S	0	1	T	0	4		
5	1	F	0	0	8	100	P	S	0	1					
5	2	F	0	0	9	165	P	S	0	1	T	0	4		
5	3	F	0	1	0	100	P	S	0	1					
5	4	F	0	1	1	100	P	S	0	1					
5	5	F	0	1	2	100	P	S	0	1					
5	6	F	0	1	9	100	P	S	0	1					
5	7	F	0	2	0	100	P	S	0	1					
5	8	F	0	2	1	100	P	S	0	1					
5	9	F	0	2	2	100	P	S	0	1					
6	0	F	0	2	3	100	P	S	0	1					
6	1	F	0	2	4	100	P	S	0	1					
6	2	F	0	2	5	100	P	S	0	1					
6	3	F	0	2	6	100	P	S	0	1					
6	4	F	0	2	7	165	P	S	0	1					
6	5	F	0	2	8	100	P	S	0	1					
6	6	F	0	3	2	100	P	S	0	1					
6	7	F	0	3	4	100	P	S	0	1					
6	8	F	0	3	5	100	P	S	0	1					
6	9	F	0	3	7	100	P	S	0	1					
7	0	F	0	3	8	100	P	S	0	1					
7	1	F	0	3	9	100	P	S	0	1					
7	2	K	0	4	4	100	P	S	0	1					
7	3	K	0	4	5	100	P	S	0	1					
7	4	K	0	4	6	100	P	S	0	1					
7	5	K	0	4	7	100	P	S	0	1					
7	6	K	0	8	4	100	P	S	0	1					
7	7	K	1	0	1	100	P	S	0	1					
7	8	K	1	0	2	100	P	S	0	1					

9. Descriptions of Hazardous Wastes (Continued. Use the Additional Sheet(s) as necessary; number pages as 5 a, etc.)																
Line Number	A. EPA Hazardous Waste No. (Enter code)						B. Estimated Annual Qty of Waste	C. Unit of Measure (Enter code)	D. PROCESSES							
	(1) PROCESS CODES (Enter code)								(2) PROCESS DESCRIPTION (If a code is not entered in 9.D(1))							
<b>Technical Area 50 (Continued)</b>																
7	9	P	0	0	1	100	P	S	0	1						
8	0	P	0	0	2	100	P	S	0	1						
8	1	P	0	0	3	293	P	S	0	1						
8	2	P	0	0	4	100	P	S	0	1						
8	3	P	0	0	5	100	P	S	0	1						
8	4	P	0	0	6	143	P	S	0	1						
8	5	P	0	0	7	100	P	S	0	1						
8	6	P	0	0	8	100	P	S	0	1						
8	7	P	0	0	9	100	P	S	0	1						
8	8	P	0	1	0	100	P	S	0	1						
8	9	P	0	1	1	143	P	S	0	1						
9	0	P	0	1	2	293	P	S	0	1						
9	1	P	0	1	3	100	P	S	0	1						
9	2	P	0	1	4	100	P	S	0	1						
9	3	P	0	1	5	293	P	S	0	1						
9	4	P	0	1	6	100	P	S	0	1						
9	5	P	0	1	7	100	P	S	0	1						
9	6	P	0	1	8	100	P	S	0	1						
9	7	P	0	2	0	100	P	S	0	1						
9	8	P	0	2	1	100	P	S	0	1						
9	9	P	0	2	2	100	P	S	0	1						
1	0	0	P	0	2	3	100	P	S	0	1					
1	0	1	P	0	2	4	100	P	S	0	1					
1	0	2	P	0	2	6	100	P	S	0	1					
1	0	3	P	0	2	7	100	P	S	0	1					
1	0	4	P	0	2	8	100	P	S	0	1					
1	0	5	P	0	2	9	293	P	S	0	1					
1	0	6	P	0	3	0	485	P	S	0	1					
1	0	7	P	0	3	1	485	P	S	0	1					
1	0	8	P	0	3	3	143	P	S	0	1					
1	0	9	P	0	3	4	100	P	S	0	1					
1	1	0	P	0	3	6	100	P	S	0	1					
1	1	1	P	0	3	7	100	P	S	0	1					
1	1	2	P	0	3	8	227	P	S	0	1					
1	1	3	P	0	3	9	100	P	S	0	1					
1	1	4	P	0	4	0	100	P	S	0	1					
1	1	5	P	0	4	1	100	P	S	0	1					
1	1	6	P	0	4	2	100	P	S	0	1					
1	1	7	P	0	4	3	143	P	S	0	1					



**9. Descriptions of Hazardous Wastes (Continued. Use the Additional Sheet(s) as necessary; number pages as 5 a, etc.)**

Line Number	A. EPA Hazardous Waste No. (Enter code)			B. Estimated Annual Qty of Waste	C. Unit of Measure (Enter code)	D. PROCESSES									
						(1) PROCESS CODES (Enter code)					(2) PROCESS DESCRIPTION (If a code is not entered in 9.D(1))				
<b>Technical Area 50 (Continued)</b>															
1	1	8	P	0	4	4	100	P	S	0	1				
1	1	9	P	0	4	5	100	P	S	0	1				
1	2	0	P	0	4	6	100	P	S	0	1				
1	2	1	P	0	4	7	100	P	S	0	1				
1	2	2	P	0	4	8	143	P	S	0	1				
1	2	3	P	0	4	9	100	P	S	0	1				
1	2	4	P	0	5	0	100	P	S	0	1				
1	2	5	P	0	5	1	100	P	S	0	1				
1	2	6	P	0	5	4	100	P	S	0	1				
1	2	7	P	0	5	6	2,624	P	S	0	1				
1	2	8	P	0	5	7	100	P	S	0	1				
1	2	9	P	0	5	8	100	P	S	0	1				
1	3	0	P	0	5	9	100	P	S	0	1				
1	3	1	P	0	6	0	100	P	S	0	1				
1	3	2	P	0	6	2	100	P	S	0	1				
1	3	3	P	0	6	3	293	P	S	0	1				
1	3	4	P	0	6	4	100	P	S	0	1				
1	3	5	P	0	6	5	100	P	S	0	1				
1	3	6	P	0	6	6	100	P	S	0	1				
1	3	7	P	0	6	7	100	P	S	0	1				
1	3	8	P	0	6	8	293	P	S	0	1				
1	3	9	P	0	6	9	100	P	S	0	1				
1	4	0	P	0	7	0	100	P	S	0	1				
1	4	1	P	0	7	1	100	P	S	0	1				
1	4	2	P	0	7	2	100	P	S	0	1				
1	4	3	P	0	7	3	293	P	S	0	1				
1	4	4	P	0	7	4	100	P	S	0	1				
1	4	5	P	0	7	5	100	P	S	0	1				
1	4	6	P	0	7	6	403	P	S	0	1				
1	4	7	P	0	7	7	100	P	S	0	1				
1	4	8	P	0	7	8	425	P	S	0	1				
1	4	9	P	0	8	1	100	P	S	0	1				
1	5	0	P	0	8	2	100	P	S	0	1				
1	5	1	P	0	8	4	100	P	S	0	1				
1	5	2	P	0	8	5	100	P	S	0	1				
1	5	3	P	0	8	7	100	P	S	0	1				
1	5	4	P	0	8	8	100	P	S	0	1				
1	5	5	P	0	8	9	100	P	S	0	1				
1	5	6	P	0	9	2	143	P	S	0	1				

9. Descriptions of Hazardous Wastes (Continued. Use the Additional Sheet(s) as necessary; number pages as 5 a, etc.)													
Line Number	A. EPA Hazardous Waste No. (Enter code)			B. Estimated Annual Qty of Waste	C. Unit of Measure (Enter code)	D. PROCESSES							
						(1) PROCESS CODES (Enter code)				(2) PROCESS DESCRIPTION (If a code is not entered in 9.D(1))			
<b>Technical Area 50 (Continued)</b>													
1	5	7	P	0	9	3	100	P	S	0	1		
1	5	8	P	0	9	4	100	P	S	0	1		
1	5	9	P	0	9	5	293	P	S	0	1		
1	6	0	P	0	9	6	293	P	S	0	1		
1	6	1	P	0	9	7	100	P	S	0	1		
1	6	2	P	0	9	8	293	P	S	0	1		
1	6	3	P	0	9	9	100	P	S	0	1		
1	6	4	P	1	0	1	100	P	S	0	1		
1	6	5	P	1	0	2	100	P	S	0	1		
1	6	6	P	1	0	3	100	P	S	0	1		
1	6	7	P	1	0	4	143	P	S	0	1		
1	6	8	P	1	0	5	143	P	S	0	1		
1	6	9	P	1	0	6	293	P	S	0	1		
1	7	0	P	1	0	8	100	P	S	0	1		
1	7	1	P	1	0	9	100	P	S	0	1		
1	7	2	P	1	1	0	100	P	S	0	1		
1	7	3	P	1	1	1	100	P	S	0	1		
1	7	4	P	1	1	2	143	P	S	0	1		
1	7	5	P	1	1	3	293	P	S	0	1		
1	7	6	P	1	1	4	100	P	S	0	1		
1	7	7	P	1	1	5	100	P	S	0	1		
1	7	8	P	1	1	6	100	P	S	0	1		
1	7	9	P	1	1	8	100	P	S	0	1		
1	8	0	P	1	1	9	143	P	S	0	1		
1	8	1	P	1	2	0	293	P	S	0	1		
1	8	2	P	1	2	1	100	P	S	0	1		
1	8	3	P	1	2	2	100	P	S	0	1		
1	8	4	P	1	2	3	100	P	S	0	1		
1	8	5	P	1	2	7	100	P	S	0	1		
1	8	6	P	1	2	8	100	P	S	0	1		
1	8	7	P	1	8	5	100	P	S	0	1		
1	8	8	P	1	8	8	100	P	S	0	1		
1	8	9	P	1	8	9	100	P	S	0	1		
1	9	0	P	1	9	0	100	P	S	0	1		
1	9	1	P	1	9	1	100	P	S	0	1		
1	9	2	P	1	9	2	100	P	S	0	1		
1	9	3	P	1	9	4	100	P	S	0	1		
1	9	4	P	1	9	6	100	P	S	0	1		
1	9	5	P	1	9	7	100	P	S	0	1		

9. Descriptions of Hazardous Wastes (Continued. Use the Additional Sheet(s) as necessary; number pages as 5 a, etc.)													
Line Number	A. EPA Hazardous Waste No. (Enter code)			B. Estimated Annual Qty of Waste	C. Unit of Measure (Enter code)	D. PROCESSES							
						(1) PROCESS CODES (Enter code)				(2) PROCESS DESCRIPTION (If a code is not entered in 9.D(1))			
<b>Technical Area 50 (Continued)</b>													
1	9	6	P	1	9	8	100	P	S	0	1		
1	9	7	P	1	9	9	100	P	S	0	1		
1	9	8	P	2	0	1	100	P	S	0	1		
1	9	9	P	2	0	2	100	P	S	0	1		
2	0	0	P	2	0	3	100	P	S	0	1		
2	0	1	P	2	0	4	100	P	S	0	1		
2	0	2	P	2	0	5	100	P	S	0	1		
2	0	3	U	0	0	1	293	P	S	0	1		
2	0	4	U	0	0	2	954	P	S	0	1		
2	0	5	U	0	0	3	485	P	S	0	1		
2	0	6	U	0	0	4	100	P	S	0	1		
2	0	7	U	0	0	5	100	P	S	0	1		
2	0	8	U	0	0	6	100	P	S	0	1		
2	0	9	U	0	0	7	143	P	S	0	1		
2	1	0	U	0	0	8	143	P	S	0	1		
2	1	1	U	0	0	9	143	P	S	0	1		
2	1	2	U	0	1	0	100	P	S	0	1		
2	1	3	U	0	1	1	100	P	S	0	1		
2	1	4	U	0	1	2	293	P	S	0	1		
2	1	5	U	0	1	4	100	P	S	0	1		
2	1	6	U	0	1	5	100	P	S	0	1		
2	1	7	U	0	1	6	100	P	S	0	1		
2	1	8	U	0	1	7	100	P	S	0	1		
2	1	9	U	0	1	8	143	P	S	0	1		
2	2	0	U	0	1	9	470	P	S	0	1		
2	2	1	U	0	2	0	100	P	S	0	1		
2	2	2	U	0	2	1	100	P	S	0	1		
2	2	3	U	0	2	2	293	P	S	0	1		
2	2	4	U	0	2	3	100	P	S	0	1		
2	2	5	U	0	2	4	100	P	S	0	1		
2	2	6	U	0	2	5	100	P	S	0	1		
2	2	7	U	0	2	6	100	P	S	0	1		
2	2	8	U	0	2	7	100	P	S	0	1		
2	2	9	U	0	2	8	100	P	S	0	1		
2	3	0	U	0	2	9	293	P	S	0	1		
2	3	1	U	0	3	0	100	P	S	0	1		
2	3	2	U	0	3	1	293	P	S	0	1		
2	3	3	U	0	3	2	100	P	S	0	1		
2	3	4	U	0	3	3	143	P	S	0	1		

9. Descriptions of Hazardous Wastes (Continued. Use the Additional Sheet(s) as necessary; number pages as 5 a, etc.)														
Line Number	A. EPA Hazardous Waste No. (Enter code)						B. Estimated Annual Qty of Waste	C. Unit of Measure (Enter code)	D. PROCESSES					
									(1) PROCESS CODES (Enter code)				(2) PROCESS DESCRIPTION (If a code is not entered in 9.D(1))	
Technical Area 50 (Continued)														
2	3	5	U	0	3	4	100	P	S	0	1			
2	3	6	U	0	3	5	100	P	S	0	1			
2	3	7	U	0	3	6	100	P	S	0	1			
2	3	8	U	0	3	7	143	P	S	0	1			
2	3	9	U	0	3	8	100	P	S	0	1			
2	4	0	U	0	3	9	100	P	S	0	1			
2	4	1	U	0	4	1	143	P	S	0	1			
2	4	2	U	0	4	2	100	P	S	0	1			
2	4	3	U	0	4	3	100	P	S	0	1			
2	4	4	U	0	4	4	293	P	S	0	1			
2	4	5	U	0	4	5	293	P	S	0	1			
2	4	6	U	0	4	6	100	P	S	0	1			
2	4	7	U	0	4	7	100	P	S	0	1			
2	4	8	U	0	4	8	100	P	S	0	1			
2	4	9	U	0	4	9	100	P	S	0	1			
2	5	0	U	0	5	0	100	P	S	0	1			
2	5	1	U	0	5	1	100	P	S	0	1			
2	5	2	U	0	5	2	293	P	S	0	1			
2	5	3	U	0	5	3	100	P	S	0	1			
2	5	4	U	0	5	5	143	P	S	0	1			
2	5	5	U	0	5	6	293	P	S	0	1			
2	5	6	U	0	5	7	293	P	S	0	1			
2	5	7	U	0	5	8	100	P	S	0	1			
2	5	8	U	0	5	9	100	P	S	0	1			
2	5	9	U	0	6	0	100	P	S	0	1			
2	6	0	U	0	6	1	100	P	S	0	1			
2	6	1	U	0	6	2	100	P	S	0	1			
2	6	2	U	0	6	3	100	P	S	0	1			
2	6	3	U	0	6	4	100	P	S	0	1			
2	6	4	U	0	6	6	100	P	S	0	1			
2	6	5	U	0	6	7	143	P	S	0	1			
2	6	6	U	0	6	8	143	P	S	0	1			
2	6	7	U	0	6	9	100	P	S	0	1			
2	6	8	U	0	7	0	165	P	S	0	1			
2	6	9	U	0	7	1	100	P	S	0	1			
2	7	0	U	0	7	2	100	P	S	0	1			
2	7	1	U	0	7	3	100	P	S	0	1			
2	7	2	U	0	7	4	100	P	S	0	1			
2	7	3	U	0	7	5	381	P	S	0	1			

9. Descriptions of Hazardous Wastes (Continued. Use the Additional Sheet(s) as necessary; number pages as 5 a, etc.)														
Line Number	A. EPA Hazardous Waste No. (Enter code)						B. Estimated Annual Qty of Waste	C. Unit of Measure (Enter code)	D. PROCESSES					
									(1) PROCESS CODES (Enter code)			(2) PROCESS DESCRIPTION (If a code is not entered in 9.D(1))		
Technical Area 50 (Continued)														
2	7	4	U	0	7	6	100	P	S	0	1			
2	7	5	U	0	7	7	293	P	S	0	1			
2	7	6	U	0	7	8	100	P	S	0	1			
2	7	7	U	0	7	9	100	P	S	0	1			
2	7	8	U	0	8	0	4,129	P	S	0	1	T	0	4
2	7	9	U	0	8	1	100	P	S	0	1			
2	8	0	U	0	8	2	100	P	S	0	1			
2	8	1	U	0	8	3	100	P	S	0	1			
2	8	2	U	0	8	4	100	P	S	0	1			
2	8	3	U	0	8	5	143	P	S	0	1			
2	8	4	U	0	8	6	100	P	S	0	1			
2	8	5	U	0	8	7	100	P	S	0	1			
2	8	6	U	0	8	8	100	P	S	0	1			
2	8	7	U	0	8	9	100	P	S	0	1			
2	8	8	U	0	9	0	100	P	S	0	1			
2	8	9	U	0	9	1	518	P	S	0	1			
2	9	0	U	0	9	2	143	P	S	0	1			
2	9	1	U	0	9	3	100	P	S	0	1			
2	9	2	U	0	9	4	100	P	S	0	1			
2	9	3	U	0	9	5	100	P	S	0	1			
2	9	4	U	0	9	6	100	P	S	0	1			
2	9	5	U	0	9	7	100	P	S	0	1			
2	9	6	U	0	9	8	100	P	S	0	1			
2	9	7	U	0	9	9	100	P	S	0	1			
2	9	8	U	1	0	1	100	P	S	0	1			
2	9	9	U	1	0	2	100	P	S	0	1			
3	0	0	U	1	0	3	143	P	S	0	1			
3	0	1	U	1	0	5	100	P	S	0	1			
3	0	2	U	1	0	6	100	P	S	0	1			
3	0	3	U	1	0	7	100	P	S	0	1			
3	0	4	U	1	0	8	293	P	S	0	1			
3	0	5	U	1	0	9	143	P	S	0	1			
3	0	6	U	1	1	0	100	P	S	0	1			
3	0	7	U	1	1	1	100	P	S	0	1			
3	0	8	U	1	1	2	293	P	S	0	1			
3	0	9	U	1	1	3	100	P	S	0	1			
3	1	0	U	1	1	4	100	P	S	0	1			
3	1	1	U	1	1	5	293	P	S	0	1			
3	1	2	U	1	1	6	100	P	S	0	1			

9. Descriptions of Hazardous Wastes (Continued. Use the Additional Sheet(s) as necessary; number pages as 5 a, etc.)														
Line Number	A. EPA Hazardous Waste No. (Enter code)						B. Estimated Annual Qty of Waste	C. Unit of Measure (Enter code)	D. PROCESSES					
									(1) PROCESS CODES (Enter code)				(2) PROCESS DESCRIPTION (If a code is not entered in 9.D(1))	
Technical Area 50 (Continued)														
3	1	3	U	1	1	7	293	P	S	0	1			
3	1	4	U	1	1	8	100	P	S	0	1			
3	1	5	U	1	1	9	100	P	S	0	1			
3	1	6	U	1	2	0	100	P	S	0	1			
3	1	7	U	1	2	1	293	P	S	0	1			
3	1	8	U	1	2	2	778	P	S	0	1			
3	1	9	U	1	2	3	293	P	S	0	1			
3	2	0	U	1	2	4	143	P	S	0	1			
3	2	1	U	1	2	5	100	P	S	0	1			
3	2	2	U	1	2	6	100	P	S	0	1			
3	2	3	U	1	2	7	100	P	S	0	1			
3	2	4	U	1	2	8	100	P	S	0	1			
3	2	5	U	1	2	9	100	P	S	0	1			
3	2	6	U	1	3	0	100	P	S	0	1			
3	2	7	U	1	3	1	293	P	S	0	1			
3	2	8	U	1	3	2	100	P	S	0	1			
3	2	9	U	1	3	3	293	P	S	0	1			
3	3	0	U	1	3	4	667	P	S	0	1			
3	3	1	U	1	3	5	447	P	S	0	1			
3	3	2	U	1	3	6	143	P	S	0	1			
3	3	3	U	1	3	7	100	P	S	0	1			
3	3	4	U	1	3	8	100	P	S	0	1			
3	3	5	U	1	4	0	293	P	S	0	1			
3	3	6	U	1	4	1	100	P	S	0	1			
3	3	7	U	1	4	2	100	P	S	0	1			
3	3	8	U	1	4	3	100	P	S	0	1			
3	3	9	U	1	4	4	293	P	S	0	1			
3	4	0	U	1	4	5	293	P	S	0	1			
3	4	1	U	1	4	6	100	P	S	0	1			
3	4	2	U	1	4	7	100	P	S	0	1			
3	4	3	U	1	4	8	100	P	S	0	1			
3	4	4	U	1	4	9	100	P	S	0	1			
3	4	5	U	1	5	0	100	P	S	0	1			
3	4	6	U	1	5	1	884	P	S	0	1			
3	4	7	U	1	5	2	100	P	S	0	1			
3	4	8	U	1	5	3	143	P	S	0	1			
3	4	9	U	1	5	4	359	P	S	0	1			
3	5	0	U	1	5	5	100	P	S	0	1			
3	5	1	U	1	5	6	100	P	S	0	1			

9. Descriptions of Hazardous Wastes (Continued. Use the Additional Sheet(s) as necessary; number pages as 5 a, etc.)														
Line Number	A. EPA Hazardous Waste No. (Enter code)						B. Estimated Annual Qty of Waste	C. Unit of Measure (Enter code)	D. PROCESSES					
									(1) PROCESS CODES (Enter code)			(2) PROCESS DESCRIPTION (If a code is not entered in 9.D(1))		
<b>Technical Area 50 (Continued)</b>														
3	5	2	U	1	5	7	100	P	S	0	1			
3	5	3	U	1	5	8	100	P	S	0	1			
3	5	4	U	1	5	9	315	P	S	0	1			
3	5	5	U	1	6	0	293	P	S	0	1			
3	5	6	U	1	6	1	470	P	S	0	1			
3	5	7	U	1	6	2	143	P	S	0	1			
3	5	8	U	1	6	3	143	P	S	0	1			
3	5	9	U	1	6	4	100	P	S	0	1			
3	6	0	U	1	6	5	293	P	S	0	1			
3	6	1	U	1	6	6	100	P	S	0	1			
3	6	2	U	1	6	7	143	P	S	0	1			
3	6	3	U	1	6	8	143	P	S	0	1			
3	6	4	U	1	6	9	293	P	S	0	1			
3	6	5	U	1	7	0	143	P	S	0	1			
3	6	6	U	1	7	1	100	P	S	0	1			
3	6	7	U	1	7	2	100	P	S	0	1			
3	6	8	U	1	7	3	100	P	S	0	1			
3	6	9	U	1	7	4	100	P	S	0	1			
3	7	0	U	1	7	6	100	P	S	0	1			
3	7	1	U	1	7	7	100	P	S	0	1			
3	7	2	U	1	7	8	100	P	S	0	1			
3	7	3	U	1	7	9	100	P	S	0	1			
3	7	4	U	1	8	0	100	P	S	0	1			
3	7	5	U	1	8	1	100	P	S	0	1			
3	7	6	U	1	8	2	100	P	S	0	1			
3	7	7	U	1	8	3	100	P	S	0	1			
3	7	8	U	1	8	4	100	P	S	0	1			
3	7	9	U	1	8	5	100	P	S	0	1			
3	8	0	U	1	8	6	100	P	S	0	1			
3	8	1	U	1	8	7	100	P	S	0	1			
3	8	2	U	1	8	8	293	P	S	0	1			
3	8	3	U	1	8	9	100	P	S	0	1			
3	8	4	U	1	9	0	293	P	S	0	1			
3	8	5	U	1	9	1	100	P	S	0	1			
3	8	6	U	1	9	2	100	P	S	0	1			
3	8	7	U	1	9	3	100	P	S	0	1			
3	8	8	U	1	9	4	100	P	S	0	1			
3	8	9	U	1	9	6	293	P	S	0	1			
3	9	0	U	1	9	7	100	P	S	0	1			

9. Descriptions of Hazardous Wastes (Continued. Use the Additional Sheet(s) as necessary; number pages as 5 a, etc.)														
Line Number	A. EPA Hazardous Waste No. (Enter code)						B. Estimated Annual Qty of Waste	C. Unit of Measure (Enter code)	D. PROCESSES					
									(1) PROCESS CODES (Enter code)				(2) PROCESS DESCRIPTION (If a code is not entered in 9.D(1))	
<b>Technical Area 50 (Continued)</b>														
3	9	1	U	2	0	0	100	P	S	0	1			
3	9	2	U	2	0	1	100	P	S	0	1			
3	9	3	U	2	0	2	100	P	S	0	1			
3	9	4	U	2	0	3	100	P	S	0	1			
3	9	5	U	2	0	4	293	P	S	0	1			
3	9	6	U	2	0	5	100	P	S	0	1			
3	9	7	U	2	0	6	100	P	S	0	1			
3	9	8	U	2	0	7	100	P	S	0	1			
3	9	9	U	2	0	8	100	P	S	0	1			
4	0	0	U	2	0	9	100	P	S	0	1			
4	0	1	U	2	1	0	513	P	S	0	1			
4	0	2	U	2	1	1	359	P	S	0	1			
4	0	3	U	2	1	3	293	P	S	0	1			
4	0	4	U	2	1	4	100	P	S	0	1			
4	0	5	U	2	1	5	100	P	S	0	1			
4	0	6	U	2	1	6	293	P	S	0	1			
4	0	7	U	2	1	7	100	P	S	0	1			
4	0	8	U	2	1	8	293	P	S	0	1			
4	0	9	U	2	1	9	293	P	S	0	1			
4	1	0	U	2	2	0	491	P	S	0	1			
4	1	1	U	2	2	1	100	P	S	0	1			
4	1	2	U	2	2	2	100	P	S	0	1			
4	1	3	U	2	2	3	143	P	S	0	1			
4	1	4	U	2	2	5	293	P	S	0	1			
4	1	5	U	2	2	6	6,594	P	S	0	1			
4	1	6	U	2	2	7	293	P	S	0	1			
4	1	7	U	2	2	8	1,219	P	S	0	1			
4	1	8	U	2	3	4	100	P	S	0	1			
4	1	9	U	2	3	5	100	P	S	0	1			
4	2	0	U	2	3	6	100	P	S	0	1			
4	2	1	U	2	3	7	100	P	S	0	1			
4	2	2	U	2	3	8	100	P	S	0	1			
4	2	3	U	2	3	9	646	P	S	0	1			
4	2	4	U	2	4	0	143	P	S	0	1			
4	2	5	U	2	4	3	100	P	S	0	1			
4	2	6	U	2	4	4	100	P	S	0	1			
4	2	7	U	2	4	6	231	P	S	0	1			
4	2	8	U	2	4	7	100	P	S	0	1			
4	2	9	U	2	4	8	100	P	S	0	1			



9. Descriptions of Hazardous Wastes (Continued. Use the Additional Sheet(s) as necessary; number pages as 5 a, etc.)													
Line Number	A. EPA Hazardous Waste No. (Enter code)			B. Estimated Annual Qty of Waste	C. Unit of Measure (Enter code)	D. PROCESSES							
						(1) PROCESS CODES (Enter code)				(2) PROCESS DESCRIPTION (If a code is not entered in 9.D(1))			
Technical Area 50 (Continued)													
4	3	0	U	2	4	9	100	P	S	0	1		
4	3	1	U	2	7	1	100	P	S	0	1		
4	3	2	U	2	7	8	100	P	S	0	1		
4	3	3	U	2	7	9	100	P	S	0	1		
4	3	4	U	2	8	0	100	P	S	0	1		
4	3	5	U	3	2	8	100	P	S	0	1		
4	3	6	U	3	5	3	100	P	S	0	1		
4	3	7	U	3	5	9	100	P	S	0	1		
4	3	8	U	3	6	4	100	P	S	0	1		
4	3	9	U	3	6	7	100	P	S	0	1		
4	4	0	U	3	7	2	100	P	S	0	1		
4	4	1	U	3	7	3	100	P	S	0	1		
4	4	2	U	3	8	7	100	P	S	0	1		
4	4	3	U	3	8	9	100	P	S	0	1		
4	4	4	U	3	9	4	100	P	S	0	1		
4	4	5	U	3	9	5	100	P	S	0	1		
4	4	6	U	4	0	4	100	P	S	0	1		
4	4	7	U	4	0	9	100	P	S	0	1		
4	4	8	U	4	1	0	100	P	S	0	1		
4	4	9	U	4	1	1	100	P	S	0	1		
4	5	0											
4	5	1											
4	5	2											
4	5	3											
4	5	4											
4	5	5											
4	5	6											
4	5	7											
4	5	8											
4	5	9											
4	6	0											
4	6	1											
4	6	2											
4	6	3											
4	6	4											
4	6	5											
4	6	6											
4	6	7											
4	6	8											

**9. Descriptions of Hazardous Wastes (Continued. Use the Additional Sheet(s) as necessary; number pages as 5 a, etc.)**

Line Number	A. EPA Hazardous Waste No. (Enter code)					B. Estimated Annual Qty of Waste	C. Unit of Measure (Enter code)	D. PROCESSES									
								(1) PROCESS CODES (Enter code)					(2) PROCESS DESCRIPTION (If a code is not entered in 9.D(1))				
<b>Technical Area 54, Area L</b>																	
1	1	D	0	0	1	220,000	P	S	0	1							
2	2	D	0	0	2	365,000	P	S	0	1							
3	3	D	0	0	3	100,000	P	S	0	1							
4	4	D	0	0	4	25,000	P	S	0	1							
5	5	D	0	0	5	80,000	P	S	0	1							
6	6	D	0	0	6	65,000	P	S	0	1							
7	7	D	0	0	7	75,000	P	S	0	1							
8	8	D	0	0	8	800,000	P	S	0	1							
9	9	D	0	0	9	65,000	P	S	0	1							
1	0	D	0	1	0	30,000	P	S	0	1							
1	1	D	0	1	1	40,000	P	S	0	1							
1	2	D	0	1	2	12,000	P	S	0	1							
1	3	D	0	1	3	4,000	P	S	0	1							
1	4	D	0	1	4	4,000	P	S	0	1							
1	5	D	0	1	5	7,000	P	S	0	1							
1	6	D	0	1	6	4,000	P	S	0	1							
1	7	D	0	1	7	4,000	P	S	0	1							
1	8	D	0	1	8	20,000	P	S	0	1							
1	9	D	0	1	9	20,000	P	S	0	1							
2	0	D	0	2	0	30,000	P	S	0	1							
2	1	D	0	2	1	10,000	P	S	0	1							
2	2	D	0	2	2	23,000	P	S	0	1							
2	3	D	0	2	3	4,000	P	S	0	1							
2	4	D	0	2	4	4,000	P	S	0	1							
2	5	D	0	2	5	4,000	P	S	0	1							
2	6	D	0	2	6	4,000	P	S	0	1							
2	7	D	0	2	7	12,000	P	S	0	1							
2	8	D	0	2	8	30,000	P	S	0	1							
2	9	D	0	2	9	7,000	P	S	0	1							
3	0	D	0	3	0	20,000	P	S	0	1							
3	1	D	0	3	1	12,000	P	S	0	1							
3	2	D	0	3	2	19,000	P	S	0	1							
3	3	D	0	3	3	19,000	P	S	0	1							
3	4	D	0	3	4	19,000	P	S	0	1							
3	5	D	0	3	5	20,000	P	S	0	1							
3	6	D	0	3	6	9,000	P	S	0	1							
3	7	D	0	3	7	7,000	P	S	0	1							
3	8	D	0	3	8	4,000	P	S	0	1							
3	9	D	0	3	9	10,000	P	S	0	1							

9. Descriptions of Hazardous Wastes (Continued. Use the Additional Sheet(s) as necessary; number pages as 5 a, etc.)														
Line Number	A. EPA Hazardous Waste No. (Enter code)					B. Estimated Annual Qty of Waste	C. Unit of Measure (Enter code)	D. PROCESSES						
	(1) PROCESS CODES (Enter code)							(2) PROCESS DESCRIPTION (If a code is not entered in 9.D(1))						
<b>Technical Area 54, Area L (Continued)</b>														
4	0	D	0	4	0	15,000	P	S	0	1				
4	1	D	0	4	1	7,000	P	S	0	1				
4	2	D	0	4	2	12,000	P	S	0	1				
4	3	D	0	4	3	15,000	P	S	0	1				
4	4	F	0	0	1	660,000	P	S	0	1				
4	5	F	0	0	2	350,000	P	S	0	1				
4	6	F	0	0	3	250,000	P	S	0	1				
4	7	F	0	0	4	30,000	P	S	0	1				
4	8	F	0	0	5	250,000	P	S	0	1				
4	9	F	0	0	6	7,000	P	S	0	1				
5	0	F	0	0	7	28,000	P	S	0	1				
5	1	F	0	0	8	7,000	P	S	0	1				
5	2	F	0	0	9	8,000	P	S	0	1				
5	3	F	0	1	0	4,000	P	S	0	1				
5	4	F	0	1	1	4,000	P	S	0	1				
5	5	F	0	1	2	4,000	P	S	0	1				
5	6	F	0	1	9	500	P	S	0	1				
5	7	F	0	2	0	500	P	S	0	1				
5	8	F	0	2	1	500	P	S	0	1				
5	9	F	0	2	2	500	P	S	0	1				
6	0	F	0	2	3	500	P	S	0	1				
6	1	F	0	2	4	500	P	S	0	1				
6	2	F	0	2	5	500	P	S	0	1				
6	3	F	0	2	6	500	P	S	0	1				
6	4	F	0	2	7	4,000	P	S	0	1				
6	5	F	0	2	8	4,000	P	S	0	1				
6	6	F	0	3	2	500	P	S	0	1				
6	7	F	0	3	4	500	P	S	0	1				
6	8	F	0	3	5	500	P	S	0	1				
6	9	F	0	3	7	500	P	S	0	1				
7	0	F	0	3	8	500	P	S	0	1				
7	1	F	0	3	9	4,000	P	S	0	1				
7	2	K	0	4	4	22,000	P	S	0	1				
7	3	K	0	4	5	4,000	P	S	0	1				
7	4	K	0	4	6	4,000	P	S	0	1				
7	5	K	0	4	7	4,000	P	S	0	1				
7	6	K	0	8	4	500	P	S	0	1				
7	7	K	1	0	1	500	P	S	0	1				
7	8	K	1	0	2	500	P	S	0	1				

9. Descriptions of Hazardous Wastes (Continued. Use the Additional Sheet(s) as necessary; number pages as 5 a, etc.)														
Line Number	A. EPA Hazardous Waste No. (Enter code)						B. Estimated Annual Qty of Waste	C. Unit of Measure (Enter code)	D. PROCESSES					
									(1) PROCESS CODES (Enter code)			(2) PROCESS DESCRIPTION (If a code is not entered in 9.D(1))		
<b>Technical Area 54, Area L (Continued)</b>														
7	9	P	0	0	1	4,000	P	S	0	1				
8	0	P	0	0	2	4,000	P	S	0	1				
8	1	P	0	0	3	4,000	P	S	0	1				
8	2	P	0	0	4	4,000	P	S	0	1				
8	3	P	0	0	5	4,000	P	S	0	1				
8	4	P	0	0	6	4,000	P	S	0	1				
8	5	P	0	0	7	4,000	P	S	0	1				
8	6	P	0	0	8	4,000	P	S	0	1				
8	7	P	0	0	9	4,000	P	S	0	1				
8	8	P	0	1	0	4,000	P	S	0	1				
8	9	P	0	1	1	4,000	P	S	0	1				
9	0	P	0	1	2	4,000	P	S	0	1				
9	1	P	0	1	3	4,000	P	S	0	1				
9	2	P	0	1	4	4,000	P	S	0	1				
9	3	P	0	1	5	4,000	P	S	0	1				
9	4	P	0	1	6	4,000	P	S	0	1				
9	5	P	0	1	7	4,000	P	S	0	1				
9	6	P	0	1	8	4,000	P	S	0	1				
9	7	P	0	2	0	4,000	P	S	0	1				
9	8	P	0	2	1	4,000	P	S	0	1				
9	9	P	0	2	2	4,000	P	S	0	1				
1	0	0	P	0	2	3	4,000	P	S	0	1			
1	0	1	P	0	2	4	4,000	P	S	0	1			
1	0	2	P	0	2	6	4,000	P	S	0	1			
1	0	3	P	0	2	7	4,000	P	S	0	1			
1	0	4	P	0	2	8	4,000	P	S	0	1			
1	0	5	P	0	2	9	4,000	P	S	0	1			
1	0	6	P	0	3	0	4,000	P	S	0	1			
1	0	7	P	0	3	1	4,000	P	S	0	1			
1	0	8	P	0	3	3	4,000	P	S	0	1			
1	0	9	P	0	3	4	4,000	P	S	0	1			
1	1	0	P	0	3	6	4,000	P	S	0	1			
1	1	1	P	0	3	7	4,000	P	S	0	1			
1	1	2	P	0	3	8	4,000	P	S	0	1			
1	1	3	P	0	3	9	4,000	P	S	0	1			
1	1	4	P	0	4	0	4,000	P	S	0	1			
1	1	5	P	0	4	1	4,000	P	S	0	1			
1	1	6	P	0	4	2	4,000	P	S	0	1			
1	1	7	P	0	4	3	4,000	P	S	0	1			

**9. Descriptions of Hazardous Wastes (Continued. Use the Additional Sheet(s) as necessary; number pages as 5 a, etc.)**

Line Number	A. EPA Hazardous Waste No. (Enter code)						B. Estimated Annual Qty of Waste	C. Unit of Measure (Enter code)	D. PROCESSES														
	(1) PROCESS CODES (Enter code)								(2) PROCESS DESCRIPTION (If a code is not entered in 9.D(1))														
<b>Technical Area 54, Area L (Continued)</b>																							
1	1	8	P	0	4	4	4,000	P	S	0	1												
1	1	9	P	0	4	5	4,000	P	S	0	1												
1	2	0	P	0	4	6	4,000	P	S	0	1												
1	2	1	P	0	4	7	4,000	P	S	0	1												
1	2	2	P	0	4	8	4,000	P	S	0	1												
1	2	3	P	0	4	9	4,000	P	S	0	1												
1	2	4	P	0	5	0	4,000	P	S	0	1												
1	2	5	P	0	5	1	4,000	P	S	0	1												
1	2	6	P	0	5	4	4,000	P	S	0	1												
1	2	7	P	0	5	6	4,000	P	S	0	1												
1	2	8	P	0	5	7	4,000	P	S	0	1												
1	2	9	P	0	5	8	4,000	P	S	0	1												
1	3	0	P	0	5	9	4,000	P	S	0	1												
1	3	1	P	0	6	0	4,000	P	S	0	1												
1	3	2	P	0	6	2	4,000	P	S	0	1												
1	3	3	P	0	6	3	4,000	P	S	0	1												
1	3	4	P	0	6	4	4,000	P	S	0	1												
1	3	5	P	0	6	5	4,000	P	S	0	1												
1	3	6	P	0	6	6	4,000	P	S	0	1												
1	3	7	P	0	6	7	4,000	P	S	0	1												
1	3	8	P	0	6	8	4,000	P	S	0	1												
1	3	9	P	0	6	9	4,000	P	S	0	1												
1	4	0	P	0	7	0	4,000	P	S	0	1												
1	4	1	P	0	7	1	4,000	P	S	0	1												
1	4	2	P	0	7	2	4,000	P	S	0	1												
1	4	3	P	0	7	3	4,000	P	S	0	1												
1	4	4	P	0	7	4	4,000	P	S	0	1												
1	4	5	P	0	7	5	4,000	P	S	0	1												
1	4	6	P	0	7	6	4,000	P	S	0	1												
1	4	7	P	0	7	7	4,000	P	S	0	1												
1	4	8	P	0	7	8	4,000	P	S	0	1												
1	4	9	P	0	8	1	4,000	P	S	0	1												
1	5	0	P	0	8	2	4,000	P	S	0	1												
1	5	1	P	0	8	4	4,000	P	S	0	1												
1	5	2	P	0	8	5	4,000	P	S	0	1												
1	5	3	P	0	8	7	4,000	P	S	0	1												
1	5	4	P	0	8	8	4,000	P	S	0	1												
1	5	5	P	0	8	9	4,000	P	S	0	1												
1	5	6	P	0	9	2	4,000	P	S	0	1												

9. Descriptions of Hazardous Wastes (Continued. Use the Additional Sheet(s) as necessary; number pages as 5 a, etc.)														
Line Number	A. EPA Hazardous Waste No. (Enter code)						B. Estimated Annual Qty of Waste	C. Unit of Measure (Enter code)	D. PROCESSES					
									(1) PROCESS CODES (Enter code)			(2) PROCESS DESCRIPTION (If a code is not entered in 9.D(1))		
<b>Technical Area 54, Area L (Continued)</b>														
1	5	7	P	0	9	3	4,000	P	S	0	1			
1	5	8	P	0	9	4	4,000	P	S	0	1			
1	5	9	P	0	9	5	4,000	P	S	0	1			
1	6	0	P	0	9	6	4,000	P	S	0	1			
1	6	1	P	0	9	7	4,000	P	S	0	1			
1	6	2	P	0	9	8	4,000	P	S	0	1			
1	6	3	P	0	9	9	4,000	P	S	0	1			
1	6	4	P	1	0	1	4,000	P	S	0	1			
1	6	5	P	1	0	2	4,000	P	S	0	1			
1	6	6	P	1	0	3	4,000	P	S	0	1			
1	6	7	P	1	0	4	4,000	P	S	0	1			
1	6	8	P	1	0	5	4,000	P	S	0	1			
1	6	9	P	1	0	6	4,000	P	S	0	1			
1	7	0	P	1	0	8	4,000	P	S	0	1			
1	7	1	P	1	0	9	4,000	P	S	0	1			
1	7	2	P	1	1	0	4,000	P	S	0	1			
1	7	3	P	1	1	1	4,000	P	S	0	1			
1	7	4	P	1	1	2	4,000	P	S	0	1			
1	7	5	P	1	1	3	4,000	P	S	0	1			
1	7	6	P	1	1	4	4,000	P	S	0	1			
1	7	7	P	1	1	5	4,000	P	S	0	1			
1	7	8	P	1	1	6	4,000	P	S	0	1			
1	7	9	P	1	1	8	4,000	P	S	0	1			
1	8	0	P	1	1	9	4,000	P	S	0	1			
1	8	1	P	1	2	0	4,000	P	S	0	1			
1	8	2	P	1	2	1	4,000	P	S	0	1			
1	8	3	P	1	2	2	4,000	P	S	0	1			
1	8	4	P	1	2	3	4,000	P	S	0	1			
1	8	5	P	1	2	7	4,000	P	S	0	1			
1	8	6	P	1	2	8	4,000	P	S	0	1			
1	8	7	P	1	8	5	4,000	P	S	0	1			
1	8	8	P	1	8	8	4,000	P	S	0	1			
1	8	9	P	1	8	9	4,000	P	S	0	1			
1	9	0	P	1	9	0	4,000	P	S	0	1			
1	9	1	P	1	9	1	4,000	P	S	0	1			
1	9	2	P	1	9	2	4,000	P	S	0	1			
1	9	3	P	1	9	4	4,000	P	S	0	1			
1	9	4	P	1	9	6	4,000	P	S	0	1			
1	9	5	P	1	9	7	4,000	P	S	0	1			

9. Descriptions of Hazardous Wastes (Continued. Use the Additional Sheet(s) as necessary; number pages as 5 a, etc.)														
Line Number	A. EPA Hazardous Waste No. (Enter code)			B. Estimated Annual Qty of Waste	C. Unit of Measure (Enter code)	D. PROCESSES								
						(1) PROCESS CODES (Enter code)				(2) PROCESS DESCRIPTION (If a code is not entered in 9.D(1))				
<b>Technical Area 54, Area L (Continued)</b>														
1	9	6	P	1	9	8	4,000	P	S	0	1			
1	9	7	P	1	9	9	4,000	P	S	0	1			
1	9	8	P	2	0	1	4,000	P	S	0	1			
1	9	9	P	2	0	2	4,000	P	S	0	1			
2	0	0	P	2	0	3	4,000	P	S	0	1			
2	0	1	P	2	0	4	4,000	P	S	0	1			
2	0	2	P	2	0	5	4,000	P	S	0	1			
2	0	3	U	0	0	1	4,000	P	S	0	1			
2	0	4	U	0	0	2	4,000	P	S	0	1			
2	0	5	U	0	0	3	4,000	P	S	0	1			
2	0	6	U	0	0	4	4,000	P	S	0	1			
2	0	7	U	0	0	5	4,000	P	S	0	1			
2	0	8	U	0	0	6	4,000	P	S	0	1			
2	0	9	U	0	0	7	4,000	P	S	0	1			
2	1	0	U	0	0	8	4,000	P	S	0	1			
2	1	1	U	0	0	9	4,000	P	S	0	1			
2	1	2	U	0	1	0	4,000	P	S	0	1			
2	1	3	U	0	1	1	4,000	P	S	0	1			
2	1	4	U	0	1	2	4,000	P	S	0	1			
2	1	5	U	0	1	4	4,000	P	S	0	1			
2	1	6	U	0	1	5	4,000	P	S	0	1			
2	1	7	U	0	1	6	4,000	P	S	0	1			
2	1	8	U	0	1	7	4,000	P	S	0	1			
2	1	9	U	0	1	8	4,000	P	S	0	1			
2	2	0	U	0	1	9	4,000	P	S	0	1			
2	2	1	U	0	2	0	4,000	P	S	0	1			
2	2	2	U	0	2	1	4,000	P	S	0	1			
2	2	3	U	0	2	2	4,000	P	S	0	1			
2	2	4	U	0	2	3	4,000	P	S	0	1			
2	2	5	U	0	2	4	4,000	P	S	0	1			
2	2	6	U	0	2	5	4,000	P	S	0	1			
2	2	7	U	0	2	6	4,000	P	S	0	1			
2	2	8	U	0	2	7	4,000	P	S	0	1			
2	2	9	U	0	2	8	4,000	P	S	0	1			
2	3	0	U	0	2	9	4,000	P	S	0	1			
2	3	1	U	0	3	0	4,000	P	S	0	1			
2	3	2	U	0	3	1	4,000	P	S	0	1			
2	3	3	U	0	3	2	4,000	P	S	0	1			
2	3	4	U	0	3	3	4,000	P	S	0	1			

9. Descriptions of Hazardous Wastes (Continued. Use the Additional Sheet(s) as necessary; number pages as 5 a, etc.)														
Line Number	A. EPA Hazardous Waste No. (Enter code)						B. Estimated Annual Qty of Waste	C. Unit of Measure (Enter code)	D. PROCESSES					
									(1) PROCESS CODES (Enter code)				(2) PROCESS DESCRIPTION (If a code is not entered in 9.D(1))	
<b>Technical Area 54, Area L (Continued)</b>														
2	3	5	U	0	3	4	4,000	P	S	0	1			
2	3	6	U	0	3	5	4,000	P	S	0	1			
2	3	7	U	0	3	6	4,000	P	S	0	1			
2	3	8	U	0	3	7	4,000	P	S	0	1			
2	3	9	U	0	3	8	4,000	P	S	0	1			
2	4	0	U	0	3	9	4,000	P	S	0	1			
2	4	1	U	0	4	1	4,000	P	S	0	1			
2	4	2	U	0	4	2	4,000	P	S	0	1			
2	4	3	U	0	4	3	4,000	P	S	0	1			
2	4	4	U	0	4	4	4,000	P	S	0	1			
2	4	5	U	0	4	5	4,000	P	S	0	1			
2	4	6	U	0	4	6	4,000	P	S	0	1			
2	4	7	U	0	4	7	4,000	P	S	0	1			
2	4	8	U	0	4	8	4,000	P	S	0	1			
2	4	9	U	0	4	9	4,000	P	S	0	1			
2	5	0	U	0	5	0	4,000	P	S	0	1			
2	5	1	U	0	5	1	4,000	P	S	0	1			
2	5	2	U	0	5	2	4,000	P	S	0	1			
2	5	3	U	0	5	3	4,000	P	S	0	1			
2	5	4	U	0	5	5	4,000	P	S	0	1			
2	5	5	U	0	5	6	4,000	P	S	0	1			
2	5	6	U	0	5	7	4,000	P	S	0	1			
2	5	7	U	0	5	8	4,000	P	S	0	1			
2	5	8	U	0	5	9	4,000	P	S	0	1			
2	5	9	U	0	6	0	4,000	P	S	0	1			
2	6	0	U	0	6	1	4,000	P	S	0	1			
2	6	1	U	0	6	2	4,000	P	S	0	1			
2	6	2	U	0	6	3	4,000	P	S	0	1			
2	6	3	U	0	6	4	4,000	P	S	0	1			
2	6	4	U	0	6	6	4,000	P	S	0	1			
2	6	5	U	0	6	7	4,000	P	S	0	1			
2	6	6	U	0	6	8	4,000	P	S	0	1			
2	6	7	U	0	6	9	4,000	P	S	0	1			
2	6	8	U	0	7	0	4,000	P	S	0	1			
2	6	9	U	0	7	1	4,000	P	S	0	1			
2	7	0	U	0	7	2	4,000	P	S	0	1			
2	7	1	U	0	7	3	4,000	P	S	0	1			
2	7	2	U	0	7	4	4,000	P	S	0	1			
2	7	3	U	0	7	5	4,000	P	S	0	1			



9. Descriptions of Hazardous Wastes (Continued. Use the Additional Sheet(s) as necessary; number pages as 5 a, etc.)														
Line Number	A. EPA Hazardous Waste No. (Enter code)						B. Estimated Annual Qty of Waste	C. Unit of Measure (Enter code)	D. PROCESSES					
									(1) PROCESS CODES (Enter code)			(2) PROCESS DESCRIPTION (If a code is not entered in 9.D(1))		
<b>Technical Area 54, Area L (Continued)</b>														
2	7	4	U	0	7	6	4,000	P	S	0	1			
2	7	5	U	0	7	7	4,000	P	S	0	1			
2	7	6	U	0	7	8	4,000	P	S	0	1			
2	7	7	U	0	7	9	4,000	P	S	0	1			
2	7	8	U	0	8	0	4,000	P	S	0	1			
2	7	9	U	0	8	1	4,000	P	S	0	1			
2	8	0	U	0	8	2	4,000	P	S	0	1			
2	8	1	U	0	8	3	4,000	P	S	0	1			
2	8	2	U	0	8	4	4,000	P	S	0	1			
2	8	3	U	0	8	5	4,000	P	S	0	1			
2	8	4	U	0	8	6	4,000	P	S	0	1			
2	8	5	U	0	8	7	4,000	P	S	0	1			
2	8	6	U	0	8	8	4,000	P	S	0	1			
2	8	7	U	0	8	9	4,000	P	S	0	1			
2	8	8	U	0	9	0	4,000	P	S	0	1			
2	8	9	U	0	9	1	4,000	P	S	0	1			
2	9	0	U	0	9	2	4,000	P	S	0	1			
2	9	1	U	0	9	3	4,000	P	S	0	1			
2	9	2	U	0	9	4	4,000	P	S	0	1			
2	9	3	U	0	9	5	4,000	P	S	0	1			
2	9	4	U	0	9	6	4,000	P	S	0	1			
2	9	5	U	0	9	7	4,000	P	S	0	1			
2	9	6	U	0	9	8	4,000	P	S	0	1			
2	9	7	U	0	9	9	4,000	P	S	0	1			
2	9	8	U	1	0	1	4,000	P	S	0	1			
2	9	9	U	1	0	2	4,000	P	S	0	1			
3	0	0	U	1	0	3	4,000	P	S	0	1			
3	0	1	U	1	0	5	4,000	P	S	0	1			
3	0	2	U	1	0	6	4,000	P	S	0	1			
3	0	3	U	1	0	7	4,000	P	S	0	1			
3	0	4	U	1	0	8	4,000	P	S	0	1			
3	0	5	U	1	0	9	4,000	P	S	0	1			
3	0	6	U	1	1	0	4,000	P	S	0	1			
3	0	7	U	1	1	1	4,000	P	S	0	1			
3	0	8	U	1	1	2	4,000	P	S	0	1			
3	0	9	U	1	1	3	4,000	P	S	0	1			
3	1	0	U	1	1	4	4,000	P	S	0	1			
3	1	1	U	1	1	5	4,000	P	S	0	1			
3	1	2	U	1	1	6	4,000	P	S	0	1			

9. Descriptions of Hazardous Wastes (Continued. Use the Additional Sheet(s) as necessary; number pages as 5 a, etc.)																	
Line Number	A. EPA Hazardous Waste No. (Enter code)						B. Estimated Annual Qty of Waste	C. Unit of Measure (Enter code)	D. PROCESSES								
	(1) PROCESS CODES (Enter code)									(2) PROCESS DESCRIPTION (If a code is not entered in 9.D(1))							
<b>Technical Area 54, Area L (Continued)</b>																	
3	1	3	U	1	1	7	4,000	P	S	0	1						
3	1	4	U	1	1	8	4,000	P	S	0	1						
3	1	5	U	1	1	9	4,000	P	S	0	1						
3	1	6	U	1	2	0	4,000	P	S	0	1						
3	1	7	U	1	2	1	4,000	P	S	0	1						
3	1	8	U	1	2	2	4,000	P	S	0	1						
3	1	9	U	1	2	3	4,000	P	S	0	1						
3	2	0	U	1	2	4	4,000	P	S	0	1						
3	2	1	U	1	2	5	4,000	P	S	0	1						
3	2	2	U	1	2	6	4,000	P	S	0	1						
3	2	3	U	1	2	7	4,000	P	S	0	1						
3	2	4	U	1	2	8	4,000	P	S	0	1						
3	2	5	U	1	2	9	4,000	P	S	0	1						
3	2	6	U	1	3	0	4,000	P	S	0	1						
3	2	7	U	1	3	1	4,000	P	S	0	1						
3	2	8	U	1	3	2	4,000	P	S	0	1						
3	2	9	U	1	3	3	4,000	P	S	0	1						
3	3	0	U	1	3	4	4,000	P	S	0	1						
3	3	1	U	1	3	5	4,000	P	S	0	1						
3	3	2	U	1	3	6	4,000	P	S	0	1						
3	3	3	U	1	3	7	4,000	P	S	0	1						
3	3	4	U	1	3	8	4,000	P	S	0	1						
3	3	5	U	1	4	0	4,000	P	S	0	1						
3	3	6	U	1	4	1	4,000	P	S	0	1						
3	3	7	U	1	4	2	4,000	P	S	0	1						
3	3	8	U	1	4	3	4,000	P	S	0	1						
3	3	9	U	1	4	4	4,000	P	S	0	1						
3	4	0	U	1	4	5	4,000	P	S	0	1						
3	4	1	U	1	4	6	4,000	P	S	0	1						
3	4	2	U	1	4	7	4,000	P	S	0	1						
3	4	3	U	1	4	8	4,000	P	S	0	1						
3	4	4	U	1	4	9	4,000	P	S	0	1						
3	4	5	U	1	5	0	4,000	P	S	0	1						
3	4	6	U	1	5	1	4,000	P	S	0	1						
3	4	7	U	1	5	2	4,000	P	S	0	1						
3	4	8	U	1	5	3	4,000	P	S	0	1						
3	4	9	U	1	5	4	4,000	P	S	0	1						
3	5	0	U	1	5	5	4,000	P	S	0	1						
3	5	1	U	1	5	6	4,000	P	S	0	1						

9. Descriptions of Hazardous Wastes (Continued. Use the Additional Sheet(s) as necessary; number pages as 5 a, etc.)														
Line Number	A. EPA Hazardous Waste No. (Enter code)						B. Estimated Annual Qty of Waste	C. Unit of Measure (Enter code)	D. PROCESSES					
									(1) PROCESS CODES (Enter code)			(2) PROCESS DESCRIPTION (If a code is not entered in 9.D(1))		
<b>Technical Area 54, Area L (Continued)</b>														
3	5	2	U	1	5	7	4,000	P	S	0	1			
3	5	3	U	1	5	8	4,000	P	S	0	1			
3	5	4	U	1	5	9	4,000	P	S	0	1			
3	5	5	U	1	6	0	4,000	P	S	0	1			
3	5	6	U	1	6	1	4,000	P	S	0	1			
3	5	7	U	1	6	2	4,000	P	S	0	1			
3	5	8	U	1	6	3	4,000	P	S	0	1			
3	5	9	U	1	6	4	4,000	P	S	0	1			
3	6	0	U	1	6	5	4,000	P	S	0	1			
3	6	1	U	1	6	6	4,000	P	S	0	1			
3	6	2	U	1	6	7	4,000	P	S	0	1			
3	6	3	U	1	6	8	4,000	P	S	0	1			
3	6	4	U	1	6	9	4,000	P	S	0	1			
3	6	5	U	1	7	0	4,000	P	S	0	1			
3	6	6	U	1	7	1	4,000	P	S	0	1			
3	6	7	U	1	7	2	4,000	P	S	0	1			
3	6	8	U	1	7	3	4,000	P	S	0	1			
3	6	9	U	1	7	4	4,000	P	S	0	1			
3	7	0	U	1	7	6	4,000	P	S	0	1			
3	7	1	U	1	7	7	4,000	P	S	0	1			
3	7	2	U	1	7	8	4,000	P	S	0	1			
3	7	3	U	1	7	9	4,000	P	S	0	1			
3	7	4	U	1	8	0	4,000	P	S	0	1			
3	7	5	U	1	8	1	4,000	P	S	0	1			
3	7	6	U	1	8	2	4,000	P	S	0	1			
3	7	7	U	1	8	3	4,000	P	S	0	1			
3	7	8	U	1	8	4	4,000	P	S	0	1			
3	7	9	U	1	8	5	4,000	P	S	0	1			
3	8	0	U	1	8	6	4,000	P	S	0	1			
3	8	1	U	1	8	7	4,000	P	S	0	1			
3	8	2	U	1	8	8	4,000	P	S	0	1			
3	8	3	U	1	8	9	4,000	P	S	0	1			
3	8	4	U	1	9	0	4,000	P	S	0	1			
3	8	5	U	1	9	1	4,000	P	S	0	1			
3	8	6	U	1	9	2	4,000	P	S	0	1			
3	8	7	U	1	9	3	4,000	P	S	0	1			
3	8	8	U	1	9	4	4,000	P	S	0	1			
3	8	9	U	1	9	6	4,000	P	S	0	1			
3	9	0	U	1	9	7	4,000	P	S	0	1			

9. Descriptions of Hazardous Wastes (Continued. Use the Additional Sheet(s) as necessary; number pages as 5 a, etc.)														
Line Number	A. EPA Hazardous Waste No. (Enter code)						B. Estimated Annual Qty of Waste	C. Unit of Measure (Enter code)	D. PROCESSES					
									(1) PROCESS CODES (Enter code)				(2) PROCESS DESCRIPTION (If a code is not entered in 9.D(1))	
<b>Technical Area 54, Area L (Continued)</b>														
3	9	1	U	2	0	0	4,000	P	S	0	1			
3	9	2	U	2	0	1	4,000	P	S	0	1			
3	9	3	U	2	0	2	4,000	P	S	0	1			
3	9	4	U	2	0	3	4,000	P	S	0	1			
3	9	5	U	2	0	4	4,000	P	S	0	1			
3	9	6	U	2	0	5	4,000	P	S	0	1			
3	9	7	U	2	0	6	4,000	P	S	0	1			
3	9	8	U	2	0	7	4,000	P	S	0	1			
3	9	9	U	2	0	8	4,000	P	S	0	1			
4	0	0	U	2	0	9	4,000	P	S	0	1			
4	0	1	U	2	1	0	4,000	P	S	0	1			
4	0	2	U	2	1	1	4,000	P	S	0	1			
4	0	3	U	2	1	3	4,000	P	S	0	1			
4	0	4	U	2	1	4	4,000	P	S	0	1			
4	0	5	U	2	1	5	4,000	P	S	0	1			
4	0	6	U	2	1	6	4,000	P	S	0	1			
4	0	7	U	2	1	7	4,000	P	S	0	1			
4	0	8	U	2	1	8	4,000	P	S	0	1			
4	0	9	U	2	1	9	4,000	P	S	0	1			
4	1	0	U	2	2	0	7,000	P	S	0	1			
4	1	1	U	2	2	1	4,000	P	S	0	1			
4	1	2	U	2	2	2	4,000	P	S	0	1			
4	1	3	U	2	2	3	4,000	P	S	0	1			
4	1	4	U	2	2	5	4,000	P	S	0	1			
4	1	5	U	2	2	6	7,000	P	S	0	1			
4	1	6	U	2	2	7	4,000	P	S	0	1			
4	1	7	U	2	2	8	7,000	P	S	0	1			
4	1	8	U	2	3	4	4,000	P	S	0	1			
4	1	9	U	2	3	5	4,000	P	S	0	1			
4	2	0	U	2	3	6	4,000	P	S	0	1			
4	2	1	U	2	3	7	4,000	P	S	0	1			
4	2	2	U	2	3	8	4,000	P	S	0	1			
4	2	3	U	2	3	9	7,000	P	S	0	1			
4	2	4	U	2	4	0	4,000	P	S	0	1			
4	2	5	U	2	4	3	4,000	P	S	0	1			
4	2	6	U	2	4	4	4,000	P	S	0	1			
4	2	7	U	2	4	6	4,000	P	S	0	1			
4	2	8	U	2	4	7	4,000	P	S	0	1			
4	2	9	U	2	4	8	4,000	P	S	0	1			

9. Descriptions of Hazardous Wastes (Continued. Use the Additional Sheet(s) as necessary; number pages as 5 a, etc.)

Line Number	A. EPA Hazardous Waste No. (Enter code)	B. Estimated Annual Qty of Waste	C. Unit of Measure (Enter code)	D. PROCESSES											
				(1) PROCESS CODES (Enter code)						(2) PROCESS DESCRIPTION (If a code is not entered in 9.D(1))					
Technical Area 54, Area L (Continued)															
4	30	U	2	4	9	4,000	P	S	0	1					
4	31	U	2	7	1	4,000	P	S	0	1					
4	32	U	2	7	8	4,000	P	S	0	1					
4	33	U	2	7	9	4,000	P	S	0	1					
4	34	U	2	8	0	4,000	P	S	0	1					
4	35	U	3	2	8	4,000	P	S	0	1					
4	36	U	3	5	3	4,000	P	S	0	1					
4	37	U	3	5	9	4,000	P	S	0	1					
4	38	U	3	6	4	4,000	P	S	0	1					
4	39	U	3	6	7	4,000	P	S	0	1					
4	40	U	3	7	2	4,000	P	S	0	1					
4	41	U	3	7	3	4,000	P	S	0	1					
4	42	U	3	8	7	4,000	P	S	0	1					
4	43	U	3	8	9	4,000	P	S	0	1					
4	44	U	3	9	4	4,000	P	S	0	1					
4	45	U	3	9	5	4,000	P	S	0	1					
4	46	U	4	0	4	4,000	P	S	0	1					
4	47	U	4	0	9	4,000	P	S	0	1					
4	48	U	4	1	0	4,000	P	S	0	1					
4	49	U	4	1	1	4,000	P	S	0	1					

**9. Descriptions of Hazardous Wastes (Continued. Use the Additional Sheet(s) as necessary; number pages as 5 a, etc.)**

Line Number	A. EPA Hazardous Waste No. (Enter code)					B. Estimated Annual Qty of Waste	C. Unit of Measure (Enter code)	D. PROCESSES									
								(1) PROCESS CODES (Enter code)					(2) PROCESS DESCRIPTION (If a code is not entered in 9.D(1))				
<b>Technical Area 54, Material Disposal Area L (Impoundments B and D/Shafts 1, 13-17, and 19-34)<sup>a,b</sup></b>																	
	1	D	0	0	1	82,000	P	D	8	0							
	2	D	0	0	2	17,200	P	D	8	0							
	3	D	0	0	3	750	P	D	8	0							
	4	D	0	0	4	1,700	P	D	8	0							
	5	D	0	0	6	650	P	D	8	0							
	6	D	0	0	7	1,000	P	D	8	0							
	7	D	0	0	8	1,250	P	D	8	0							
	8	D	0	0	9	2,200	P	D	8	0							
	9	D	0	1	1	100	P	D	8	0							
1	0	D	0	1	6	600	P	D	8	0							
1	1	F	0	0	2	1,400	P	D	8	0							
1	2	P	0	1	5	4,000	P	D	8	0							
1	3	P	0	8	7	15	P	D	8	0							
1	4	U	0	0	2	5,000	P	D	8	0							
1	5	U	0	1	9	200	P	D	8	0							
1	6	U	0	6	9	500	P	D	8	0							
1	7	U	0	8	0	2,000	P	D	8	0							
1	8	U	1	2	2	550	P	D	8	0							
1	9	U	1	5	1	35	P	D	8	0							
2	0	U	1	5	4	550	P	D	8	0							
2	1	U	1	5	9	300	P	D	8	0							
2	2	U	1	6	1	500	P	D	8	0							
2	3	U	1	6	5	140	P	D	8	0							
2	4	U	2	2	0	620	P	D	8	0							
2	5	U	2	2	6	10,000	P	D	8	0							
2	6	U	2	2	8	4,400	P	D	8	0							
2	7	U	2	3	9	345	P	D	8	0							
2	8																
2	9																
3	0																
3	1																
3	2																
3	3																
3	4																
3	5																
3	6																
3	7																
3	8																
3	9																

<sup>a</sup> Based on historical data from waste operations personnel.

<sup>b</sup> To be closed in accordance with Code of Federal Regulations (CFR), Title 40, Part 265, Subpart G. Permitted status is not requested.

9. Descriptions of Hazardous Wastes (Continued. Use the Additional Sheet(s) as necessary; number pages as 5 a, etc.)														
Line Number	A. EPA Hazardous Waste No. (Enter code)					B. Estimated Annual Qty of Waste	C. Unit of Measure (Enter code)	D. PROCESSES						
	(1) PROCESS CODES (Enter code)							(2) PROCESS DESCRIPTION (If a code is not entered in 9.D(1))						
<b>Technical Area 54, Area G</b>														
1	D	0	0	1	330,000	P	S	0	1					
2	D	0	0	2	395,000	P	S	0	1					
3	D	0	0	3	185,000	P	S	0	1					
4	D	0	0	4	2,525,000	P	S	0	1					
5	D	0	0	5	82,000	P	S	0	1					
6	D	0	0	6	515,000	P	S	0	1					
7	D	0	0	7	3,775,000	P	S	0	1					
8	D	0	0	8	5,400,000	P	S	0	1					
9	D	0	0	9	100,000	P	S	0	1					
10	D	0	1	0	45,000	P	S	0	1					
11	D	0	1	1	2,540,000	P	S	0	1					
12	D	0	1	2	18,000	P	S	0	1					
13	D	0	1	3	4,000	P	S	0	1					
14	D	0	1	4	4,000	P	S	0	1					
15	D	0	1	5	7,000	P	S	0	1					
16	D	0	1	6	4,000	P	S	0	1					
17	D	0	1	7	4,000	P	S	0	1					
18	D	0	1	8	30,000	P	S	0	1					
19	D	0	1	9	25,000	P	S	0	1					
20	D	0	2	0	30,000	P	S	0	1					
21	D	0	2	1	15,000	P	S	0	1					
22	D	0	2	2	33,000	P	S	0	1					
23	D	0	2	3	4,000	P	S	0	1					
24	D	0	2	4	4,000	P	S	0	1					
25	D	0	2	5	4,000	P	S	0	1					
26	D	0	2	6	4,000	P	S	0	1					
27	D	0	2	7	22,000	P	S	0	1					
28	D	0	2	8	40,000	P	S	0	1					
29	D	0	2	9	7,000	P	S	0	1					
30	D	0	3	0	30,000	P	S	0	1					
31	D	0	3	1	22,000	P	S	0	1					
32	D	0	3	2	29,000	P	S	0	1					
33	D	0	3	3	29,000	P	S	0	1					
34	D	0	3	4	29,000	P	S	0	1					
35	D	0	3	5	30,000	P	S	0	1					
36	D	0	3	6	19,000	P	S	0	1					
37	D	0	3	7	7,000	P	S	0	1					
38	D	0	3	8	14,000	P	S	0	1					
39	D	0	3	9	20,000	P	S	0	1					

9. Descriptions of Hazardous Wastes (Continued. Use the Additional Sheet(s) as necessary; number pages as 5 a, etc.)														
Line Number	A. EPA Hazardous Waste No. (Enter code)					B. Estimated Annual Qty of Waste	C. Unit of Measure (Enter code)	D. PROCESSES						
	(1) PROCESS CODES (Enter code)							(2) PROCESS DESCRIPTION (If a code is not entered in 9.D(1))						
<b>Technical Area 54, Area G (Continued)</b>														
4	0	D	0	4	0	25,000	P	S	0	1				
4	1	D	0	4	1	17,000	P	S	0	1				
4	2	D	0	4	2	22,000	P	S	0	1				
4	3	D	0	4	3	25,000	P	S	0	1				
4	4	F	0	0	1	6,410,000	P	S	0	1				
4	5	F	0	0	2	3,450,000	P	S	0	1				
4	6	F	0	0	3	2,850,000	P	S	0	1				
4	7	F	0	0	4	35,000	P	S	0	1				
4	8	F	0	0	5	3,250,000	P	S	0	1				
4	9	F	0	0	6	7,000	P	S	0	1				
5	0	F	0	0	7	18,000	P	S	0	1				
5	1	F	0	0	8	7,000	P	S	0	1				
5	2	F	0	0	9	8,000	P	S	0	1				
5	3	F	0	1	0	4,000	P	S	0	1				
5	4	F	0	1	1	4,000	P	S	0	1				
5	5	F	0	1	2	4,000	P	S	0	1				
5	6	F	0	1	9	4,000	P	S	0	1				
5	7	F	0	2	0	4,000	P	S	0	1				
5	8	F	0	2	1	4,000	P	S	0	1				
5	9	F	0	2	2	4,000	P	S	0	1				
6	0	F	0	2	3	4,000	P	S	0	1				
6	1	F	0	2	4	4,000	P	S	0	1				
6	2	F	0	2	5	4,000	P	S	0	1				
6	3	F	0	2	6	4,000	P	S	0	1				
6	4	F	0	2	7	4,000	P	S	0	1				
6	5	F	0	2	8	4,000	P	S	0	1				
6	6	F	0	3	2	4,000	P	S	0	1				
6	7	F	0	3	4	4,000	P	S	0	1				
6	8	F	0	3	5	4,000	P	S	0	1				
6	9	F	0	3	7	4,000	P	S	0	1				
7	0	F	0	3	8	4,000	P	S	0	1				
7	1	F	0	3	9	4,000	P	S	0	1				
7	2	K	0	4	4	22,000	P	S	0	1				
7	3	K	0	4	5	4,000	P	S	0	1				
7	4	K	0	4	6	4,000	P	S	0	1				
7	5	K	0	4	7	4,000	P	S	0	1				
7	6	K	0	8	4	500	P	S	0	1				
7	7	K	1	0	1	500	P	S	0	1				
7	8	K	1	0	2	500	P	S	0	1				



9. Descriptions of Hazardous Wastes (Continued. Use the Additional Sheet(s) as necessary; number pages as 5 a, etc.)														
Line Number	A. EPA Hazardous Waste No. (Enter code)						B. Estimated Annual Qty of Waste	C. Unit of Measure (Enter code)	D. PROCESSES					
									(1) PROCESS CODES (Enter code)			(2) PROCESS DESCRIPTION (If a code is not entered in 9.D(1))		
<b>Technical Area 54, Area G (Continued)</b>														
7	9	P	0	0	1	4,000	P	S	0	1				
8	0	P	0	0	2	4,000	P	S	0	1				
8	1	P	0	0	3	4,100	P	S	0	1				
8	2	P	0	0	4	4,000	P	S	0	1				
8	3	P	0	0	5	4,000	P	S	0	1				
8	4	P	0	0	6	4,000	P	S	0	1				
8	5	P	0	0	7	4,000	P	S	0	1				
8	6	P	0	0	8	4,000	P	S	0	1				
8	7	P	0	0	9	4,000	P	S	0	1				
8	8	P	0	1	0	4,000	P	S	0	1				
8	9	P	0	1	1	4,000	P	S	0	1				
9	0	P	0	1	2	4,100	P	S	0	1				
9	1	P	0	1	3	4,000	P	S	0	1				
9	2	P	0	1	4	4,000	P	S	0	1				
9	3	P	0	1	5	4,100	P	S	0	1				
9	4	P	0	1	6	4,000	P	S	0	1				
9	5	P	0	1	7	4,000	P	S	0	1				
9	6	P	0	1	8	4,000	P	S	0	1				
9	7	P	0	2	0	4,000	P	S	0	1				
9	8	P	0	2	1	4,000	P	S	0	1				
9	9	P	0	2	2	4,000	P	S	0	1				
1	0	0	P	0	2	3	4,000	P	S	0	1			
1	0	1	P	0	2	4	4,000	P	S	0	1			
1	0	2	P	0	2	6	4,000	P	S	0	1			
1	0	3	P	0	2	7	4,000	P	S	0	1			
1	0	4	P	0	2	8	4,000	P	S	0	1			
1	0	5	P	0	2	9	4,100	P	S	0	1			
1	0	6	P	0	3	0	4,100	P	S	0	1			
1	0	7	P	0	3	1	4,100	P	S	0	1			
1	0	8	P	0	3	3	4,000	P	S	0	1			
1	0	9	P	0	3	4	4,000	P	S	0	1			
1	1	0	P	0	3	6	4,000	P	S	0	1			
1	1	1	P	0	3	7	4,000	P	S	0	1			
1	1	2	P	0	3	8	4,100	P	S	0	1			
1	1	3	P	0	3	9	4,000	P	S	0	1			
1	1	4	P	0	4	0	4,000	P	S	0	1			
1	1	5	P	0	4	1	4,000	P	S	0	1			
1	1	6	P	0	4	2	4,000	P	S	0	1			
1	1	7	P	0	4	3	4,000	P	S	0	1			

9. Descriptions of Hazardous Wastes (Continued. Use the Additional Sheet(s) as necessary; number pages as 5 a, etc.)														
Line Number	A. EPA Hazardous Waste No. (Enter code)			B. Estimated Annual Qty of Waste	C. Unit of Measure (Enter code)	D. PROCESSES								
						(1) PROCESS CODES (Enter code)				(2) PROCESS DESCRIPTION (If a code is not entered in 9.D(1))				
<b>Technical Area 54, Area G (Continued)</b>														
1	1	8	P	0	4	4	4,000	P	S	0	1			
1	1	9	P	0	4	5	4,000	P	S	0	1			
1	2	0	P	0	4	6	4,000	P	S	0	1			
1	2	1	P	0	4	7	4,000	P	S	0	1			
1	2	2	P	0	4	8	4,000	P	S	0	1			
1	2	3	P	0	4	9	4,000	P	S	0	1			
1	2	4	P	0	5	0	4,000	P	S	0	1			
1	2	5	P	0	5	1	4,000	P	S	0	1			
1	2	6	P	0	5	4	4,000	P	S	0	1			
1	2	7	P	0	5	6	4,100	P	S	0	1			
1	2	8	P	0	5	7	4,000	P	S	0	1			
1	2	9	P	0	5	8	4,000	P	S	0	1			
1	3	0	P	0	5	9	4,000	P	S	0	1			
1	3	1	P	0	6	0	4,000	P	S	0	1			
1	3	2	P	0	6	2	4,000	P	S	0	1			
1	3	3	P	0	6	3	4,100	P	S	0	1			
1	3	4	P	0	6	4	4,000	P	S	0	1			
1	3	5	P	0	6	5	4,000	P	S	0	1			
1	3	6	P	0	6	6	4,000	P	S	0	1			
1	3	7	P	0	6	7	4,000	P	S	0	1			
1	3	8	P	0	6	8	4,100	P	S	0	1			
1	3	9	P	0	6	9	4,000	P	S	0	1			
1	4	0	P	0	7	0	4,000	P	S	0	1			
1	4	1	P	0	7	1	4,000	P	S	0	1			
1	4	2	P	0	7	2	4,000	P	S	0	1			
1	4	3	P	0	7	3	4,100	P	S	0	1			
1	4	4	P	0	7	4	4,000	P	S	0	1			
1	4	5	P	0	7	5	4,000	P	S	0	1			
1	4	6	P	0	7	6	4,000	P	S	0	1			
1	4	7	P	0	7	7	4,000	P	S	0	1			
1	4	8	P	0	7	8	4,000	P	S	0	1			
1	4	9	P	0	8	1	4,000	P	S	0	1			
1	5	0	P	0	8	2	4,000	P	S	0	1			
1	5	1	P	0	8	4	4,000	P	S	0	1			
1	5	2	P	0	8	5	4,000	P	S	0	1			
1	5	3	P	0	8	7	4,000	P	S	0	1			
1	5	4	P	0	8	8	4,000	P	S	0	1			
1	5	5	P	0	8	9	4,000	P	S	0	1			
1	5	6	P	0	9	2	4,000	P	S	0	1			

9. Descriptions of Hazardous Wastes (Continued. Use the Additional Sheet(s) as necessary; number pages as 5 a, etc.)														
Line Number	A. EPA Hazardous Waste No. (Enter code)			B. Estimated Annual Qty of Waste	C. Unit of Measure (Enter code)	D. PROCESSES								
						(1) PROCESS CODES (Enter code)				(2) PROCESS DESCRIPTION (If a code is not entered in 9.D(1))				
<b>Technical Area 54, Area G (Continued)</b>														
1	5	7	P	0	9	3	4,000	P	S	0	1			
1	5	8	P	0	9	4	4,000	P	S	0	1			
1	5	9	P	0	9	5	4,100	P	S	0	1			
1	6	0	P	0	9	6	4,100	P	S	0	1			
1	6	1	P	0	9	7	4,000	P	S	0	1			
1	6	2	P	0	9	8	4,100	P	S	0	1			
1	6	3	P	0	9	9	4,000	P	S	0	1			
1	6	4	P	1	0	1	4,000	P	S	0	1			
1	6	5	P	1	0	2	4,000	P	S	0	1			
1	6	6	P	1	0	3	4,000	P	S	0	1			
1	6	7	P	1	0	4	4,000	P	S	0	1			
1	6	8	P	1	0	5	4,000	P	S	0	1			
1	6	9	P	1	0	6	4,100	P	S	0	1			
1	7	0	P	1	0	8	4,000	P	S	0	1			
1	7	1	P	1	0	9	4,000	P	S	0	1			
1	7	2	P	1	1	0	4,000	P	S	0	1			
1	7	3	P	1	1	1	4,000	P	S	0	1			
1	7	4	P	1	1	2	4,000	P	S	0	1			
1	7	5	P	1	1	3	4,000	P	S	0	1			
1	7	6	P	1	1	4	4,000	P	S	0	1			
1	7	7	P	1	1	5	4,000	P	S	0	1			
1	7	8	P	1	1	6	4,000	P	S	0	1			
1	7	9	P	1	1	8	4,000	P	S	0	1			
1	8	0	P	1	1	9	4,000	P	S	0	1			
1	8	1	P	1	2	0	4,100	P	S	0	1			
1	8	2	P	1	2	1	4,000	P	S	0	1			
1	8	3	P	1	2	2	4,000	P	S	0	1			
1	8	4	P	1	2	3	4,000	P	S	0	1			
1	8	5	P	1	2	7	4,000	P	S	0	1			
1	8	6	P	1	2	8	4,000	P	S	0	1			
1	8	7	P	1	8	5	4,000	P	S	0	1			
1	8	8	P	1	8	8	4,000	P	S	0	1			
1	8	9	P	1	8	9	4,000	P	S	0	1			
1	9	0	P	1	9	0	4,000	P	S	0	1			
1	9	1	P	1	9	1	4,000	P	S	0	1			
1	9	2	P	1	9	2	4,000	P	S	0	1			
1	9	3	P	1	9	4	4,000	P	S	0	1			
1	9	4	P	1	9	6	4,000	P	S	0	1			
1	9	5	P	1	9	7	4,000	P	S	0	1			

9. Descriptions of Hazardous Wastes (Continued. Use the Additional Sheet(s) as necessary; number pages as 5 a, etc.)														
Line Number	A. EPA Hazardous Waste No. (Enter code)			B. Estimated Annual Qty of Waste	C. Unit of Measure (Enter code)	D. PROCESSES								
						(1) PROCESS CODES (Enter code)				(2) PROCESS DESCRIPTION (If a code is not entered in 9.D(1))				
<b>Technical Area 54, Area G (Continued)</b>														
1	9	6	P	1	9	8	4,000	P	S	0	1			
1	9	7	P	1	9	9	4,000	P	S	0	1			
1	9	8	P	2	0	1	4,000	P	S	0	1			
1	9	9	P	2	0	2	4,000	P	S	0	1			
2	0	0	P	2	0	3	4,000	P	S	0	1			
2	0	1	P	2	0	4	4,000	P	S	0	1			
2	0	2	P	2	0	5	4,000	P	S	0	1			
2	0	3	U	0	0	1	4,100	P	S	0	1			
2	0	4	U	0	0	2	7,100	P	S	0	1			
2	0	5	U	0	0	3	4,100	P	S	0	1			
2	0	6	U	0	0	4	4,000	P	S	0	1			
2	0	7	U	0	0	5	4,000	P	S	0	1			
2	0	8	U	0	0	6	4,000	P	S	0	1			
2	0	9	U	0	0	7	4,000	P	S	0	1			
2	1	0	U	0	0	8	4,000	P	S	0	1			
2	1	1	U	0	0	9	4,000	P	S	0	1			
2	1	2	U	0	1	0	4,000	P	S	0	1			
2	1	3	U	0	1	1	4,000	P	S	0	1			
2	1	4	U	0	1	2	4,100	P	S	0	1			
2	1	5	U	0	1	4	4,000	P	S	0	1			
2	1	6	U	0	1	5	4,000	P	S	0	1			
2	1	7	U	0	1	6	4,000	P	S	0	1			
2	1	8	U	0	1	7	4,000	P	S	0	1			
2	1	9	U	0	1	8	4,000	P	S	0	1			
2	2	0	U	0	1	9	4,100	P	S	0	1			
2	2	1	U	0	2	0	4,000	P	S	0	1			
2	2	2	U	0	2	1	4,000	P	S	0	1			
2	2	3	U	0	2	2	4,100	P	S	0	1			
2	2	4	U	0	2	3	4,000	P	S	0	1			
2	2	5	U	0	2	4	4,000	P	S	0	1			
2	2	6	U	0	2	5	4,000	P	S	0	1			
2	2	7	U	0	2	6	4,000	P	S	0	1			
2	2	8	U	0	2	7	4,000	P	S	0	1			
2	2	9	U	0	2	8	4,000	P	S	0	1			
2	3	0	U	0	2	9	4,100	P	S	0	1			
2	3	1	U	0	3	0	4,000	P	S	0	1			
2	3	2	U	0	3	1	4,100	P	S	0	1			
2	3	3	U	0	3	2	4,000	P	S	0	1			
2	3	4	U	0	3	3	4,000	P	S	0	1			

9. Descriptions of Hazardous Wastes (Continued. Use the Additional Sheet(s) as necessary; number pages as 5 a, etc.)														
Line Number	A. EPA Hazardous Waste No. (Enter code)						B. Estimated Annual Qty of Waste	C. Unit of Measure (Enter code)	D. PROCESSES					
									(1) PROCESS CODES (Enter code)				(2) PROCESS DESCRIPTION (If a code is not entered in 9.D(1))	
<b>Technical Area 54, Area G (Continued)</b>														
2	3	5	U	0	3	4	4,000	P	S	0	1			
2	3	6	U	0	3	5	4,000	P	S	0	1			
2	3	7	U	0	3	6	4,000	P	S	0	1			
2	3	8	U	0	3	7	4,100	P	S	0	1			
2	3	9	U	0	3	8	4,000	P	S	0	1			
2	4	0	U	0	3	9	4,000	P	S	0	1			
2	4	1	U	0	4	1	4,000	P	S	0	1			
2	4	2	U	0	4	2	4,000	P	S	0	1			
2	4	3	U	0	4	3	4,000	P	S	0	1			
2	4	4	U	0	4	4	4,100	P	S	0	1			
2	4	5	U	0	4	5	4,100	P	S	0	1			
2	4	6	U	0	4	6	4,000	P	S	0	1			
2	4	7	U	0	4	7	4,000	P	S	0	1			
2	4	8	U	0	4	8	4,000	P	S	0	1			
2	4	9	U	0	4	9	4,000	P	S	0	1			
2	5	0	U	0	5	0	4,000	P	S	0	1			
2	5	1	U	0	5	1	4,000	P	S	0	1			
2	5	2	U	0	5	2	4,100	P	S	0	1			
2	5	3	U	0	5	3	4,000	P	S	0	1			
2	5	4	U	0	5	5	4,000	P	S	0	1			
2	5	5	U	0	5	6	4,100	P	S	0	1			
2	5	6	U	0	5	7	4,100	P	S	0	1			
2	5	7	U	0	5	8	4,000	P	S	0	1			
2	5	8	U	0	5	9	4,000	P	S	0	1			
2	5	9	U	0	6	0	4,000	P	S	0	1			
2	6	0	U	0	6	1	4,000	P	S	0	1			
2	6	1	U	0	6	2	4,000	P	S	0	1			
2	6	2	U	0	6	3	4,000	P	S	0	1			
2	6	3	U	0	6	4	4,000	P	S	0	1			
2	6	4	U	0	6	6	4,000	P	S	0	1			
2	6	5	U	0	6	7	4,000	P	S	0	1			
2	6	6	U	0	6	8	4,000	P	S	0	1			
2	6	7	U	0	6	9	4,000	P	S	0	1			
2	6	8	U	0	7	0	4,000	P	S	0	1			
2	6	9	U	0	7	1	4,000	P	S	0	1			
2	7	0	U	0	7	2	4,000	P	S	0	1			
2	7	1	U	0	7	3	4,000	P	S	0	1			
2	7	2	U	0	7	4	4,000	P	S	0	1			
2	7	3	U	0	7	5	4,100	P	S	0	1			

9. Descriptions of Hazardous Wastes (Continued. Use the Additional Sheet(s) as necessary; number pages as 5 a, etc.)														
Line Number	A. EPA Hazardous Waste No. (Enter code)						B. Estimated Annual Qty of Waste	C. Unit of Measure (Enter code)	D. PROCESSES					
									(1) PROCESS CODES (Enter code)			(2) PROCESS DESCRIPTION (If a code is not entered in 9.D(1))		
<b>Technical Area 54, Area G (Continued)</b>														
2	7	4	U	0	7	6	4,000	P	S	0	1			
2	7	5	U	0	7	7	4,100	P	S	0	1			
2	7	6	U	0	7	8	4,000	P	S	0	1			
2	7	7	U	0	7	9	4,000	P	S	0	1			
2	7	8	U	0	8	0	12,000	P	S	0	1			
2	7	9	U	0	8	1	4,000	P	S	0	1			
2	8	0	U	0	8	2	4,000	P	S	0	1			
2	8	1	U	0	8	3	4,000	P	S	0	1			
2	8	2	U	0	8	4	4,000	P	S	0	1			
2	8	3	U	0	8	5	4,000	P	S	0	1			
2	8	4	U	0	8	6	4,000	P	S	0	1			
2	8	5	U	0	8	7	4,000	P	S	0	1			
2	8	6	U	0	8	8	4,000	P	S	0	1			
2	8	7	U	0	8	9	4,000	P	S	0	1			
2	8	8	U	0	9	0	4,000	P	S	0	1			
2	8	9	U	0	9	1	4,000	P	S	0	1			
2	9	0	U	0	9	2	4,000	P	S	0	1			
2	9	1	U	0	9	3	4,000	P	S	0	1			
2	9	2	U	0	9	4	4,000	P	S	0	1			
2	9	3	U	0	9	5	4,000	P	S	0	1			
2	9	4	U	0	9	6	4,000	P	S	0	1			
2	9	5	U	0	9	7	4,000	P	S	0	1			
2	9	6	U	0	9	8	4,000	P	S	0	1			
2	9	7	U	0	9	9	4,000	P	S	0	1			
2	9	8	U	1	0	1	4,000	P	S	0	1			
2	9	9	U	1	0	2	4,000	P	S	0	1			
3	0	0	U	1	0	3	4,000	P	S	0	1			
3	0	1	U	1	0	5	4,000	P	S	0	1			
3	0	2	U	1	0	6	4,000	P	S	0	1			
3	0	3	U	1	0	7	4,000	P	S	0	1			
3	0	4	U	1	0	8	4,100	P	S	0	1			
3	0	5	U	1	0	9	4,000	P	S	0	1			
3	0	6	U	1	1	0	4,000	P	S	0	1			
3	0	7	U	1	1	1	4,000	P	S	0	1			
3	0	8	U	1	1	2	4,100	P	S	0	1			
3	0	9	U	1	1	3	4,000	P	S	0	1			
3	1	0	U	1	1	4	4,000	P	S	0	1			
3	1	1	U	1	1	5	4,100	P	S	0	1			
3	1	2	U	1	1	6	4,000	P	S	0	1			

9. Descriptions of Hazardous Wastes (Continued. Use the Additional Sheet(s) as necessary; number pages as 5 a, etc.)																
Line Number	A. EPA Hazardous Waste No. (Enter code)						B. Estimated Annual Qty of Waste	C. Unit of Measure (Enter code)	D. PROCESSES							
	(1) PROCESS CODES (Enter code)								(2) PROCESS DESCRIPTION (If a code is not entered in 9.D(1))							
<b>Technical Area 54, Area G (Continued)</b>																
3	1	3	U	1	1	7	4,100	P	S	0	1					
3	1	4	U	1	1	8	4,000	P	S	0	1					
3	1	5	U	1	1	9	4,000	P	S	0	1					
3	1	6	U	1	2	0	4,000	P	S	0	1					
3	1	7	U	1	2	1	4,100	P	S	0	1					
3	1	8	U	1	2	2	7,100	P	S	0	1					
3	1	9	U	1	2	3	4,100	P	S	0	1					
3	2	0	U	1	2	4	4,000	P	S	0	1					
3	2	1	U	1	2	5	4,000	P	S	0	1					
3	2	2	U	1	2	6	4,000	P	S	0	1					
3	2	3	U	1	2	7	4,000	P	S	0	1					
3	2	4	U	1	2	8	4,000	P	S	0	1					
3	2	5	U	1	2	9	4,000	P	S	0	1					
3	2	6	U	1	3	0	4,000	P	S	0	1					
3	2	7	U	1	3	1	4,100	P	S	0	1					
3	2	8	U	1	3	2	4,000	P	S	0	1					
3	2	9	U	1	3	3	4,100	P	S	0	1					
3	3	0	U	1	3	4	12,100	P	S	0	1					
3	3	1	U	1	3	5	4,100	P	S	0	1					
3	3	2	U	1	3	6	4,000	P	S	0	1					
3	3	3	U	1	3	7	4,000	P	S	0	1					
3	3	4	U	1	3	8	4,000	P	S	0	1					
3	3	5	U	1	4	0	4,100	P	S	0	1					
3	3	6	U	1	4	1	4,000	P	S	0	1					
3	3	7	U	1	4	2	4,000	P	S	0	1					
3	3	8	U	1	4	3	4,000	P	S	0	1					
3	3	9	U	1	4	4	4,100	P	S	0	1					
3	4	0	U	1	4	5	4,000	P	S	0	1					
3	4	1	U	1	4	6	4,000	P	S	0	1					
3	4	2	U	1	4	7	4,000	P	S	0	1					
3	4	3	U	1	4	8	4,000	P	S	0	1					
3	4	4	U	1	4	9	4,000	P	S	0	1					
3	4	5	U	1	5	0	4,000	P	S	0	1					
3	4	6	U	1	5	1	7,100	P	S	0	1					
3	4	7	U	1	5	2	4,000	P	S	0	1					
3	4	8	U	1	5	3	4,000	P	S	0	1					
3	4	9	U	1	5	4	4,100	P	S	0	1					
3	5	0	U	1	5	5	4,000	P	S	0	1					
3	5	1	U	1	5	6	4,000	P	S	0	1					

9. Descriptions of Hazardous Wastes (Continued. Use the Additional Sheet(s) as necessary; number pages as 5 a, etc.)														
Line Number	A. EPA Hazardous Waste No. (Enter code)						B. Estimated Annual Qty of Waste	C. Unit of Measure (Enter code)	D. PROCESSES					
									(1) PROCESS CODES (Enter code)			(2) PROCESS DESCRIPTION (If a code is not entered in 9.D(1))		
<b>Technical Area 54, Area G (Continued)</b>														
3	5	2	U	1	5	7	4,000	P	S	0	1			
3	5	3	U	1	5	8	4,000	P	S	0	1			
3	5	4	U	1	5	9	4,100	P	S	0	1			
3	5	5	U	1	6	0	4,100	P	S	0	1			
3	5	6	U	1	6	1	4,100	P	S	0	1			
3	5	7	U	1	6	2	4,000	P	S	0	1			
3	5	8	U	1	6	3	4,000	P	S	0	1			
3	5	9	U	1	6	4	4,000	P	S	0	1			
3	6	0	U	1	6	5	4,100	P	S	0	1			
3	6	1	U	1	6	6	4,000	P	S	0	1			
3	6	2	U	1	6	7	4,000	P	S	0	1			
3	6	3	U	1	6	8	4,000	P	S	0	1			
3	6	4	U	1	6	9	4,100	P	S	0	1			
3	6	5	U	1	7	0	4,000	P	S	0	1			
3	6	6	U	1	7	1	4,000	P	S	0	1			
3	6	7	U	1	7	2	4,000	P	S	0	1			
3	6	8	U	1	7	3	4,000	P	S	0	1			
3	6	9	U	1	7	4	4,000	P	S	0	1			
3	7	0	U	1	7	6	4,000	P	S	0	1			
3	7	1	U	1	7	7	4,000	P	S	0	1			
3	7	2	U	1	7	8	4,000	P	S	0	1			
3	7	3	U	1	7	9	4,000	P	S	0	1			
3	7	4	U	1	8	0	4,000	P	S	0	1			
3	7	5	U	1	8	1	4,000	P	S	0	1			
3	7	6	U	1	8	2	4,000	P	S	0	1			
3	7	7	U	1	8	3	4,000	P	S	0	1			
3	7	8	U	1	8	4	4,000	P	S	0	1			
3	7	9	U	1	8	5	4,000	P	S	0	1			
3	8	0	U	1	8	6	4,000	P	S	0	1			
3	8	1	U	1	8	7	4,000	P	S	0	1			
3	8	2	U	1	8	8	4,100	P	S	0	1			
3	8	3	U	1	8	9	4,000	P	S	0	1			
3	8	4	U	1	9	0	4,100	P	S	0	1			
3	8	5	U	1	9	1	4,000	P	S	0	1			
3	8	6	U	1	9	2	4,000	P	S	0	1			
3	8	7	U	1	9	3	4,000	P	S	0	1			
3	8	8	U	1	9	4	4,000	P	S	0	1			
3	8	9	U	1	9	6	4,100	P	S	0	1			
3	9	0	U	1	9	7	4,000	P	S	0	1			



9. Descriptions of Hazardous Wastes (Continued. Use the Additional Sheet(s) as necessary; number pages as 5 a, etc.)														
Line Number	A. EPA Hazardous Waste No. (Enter code)						B. Estimated Annual Qty of Waste	C. Unit of Measure (Enter code)	D. PROCESSES					
									(1) PROCESS CODES (Enter code)				(2) PROCESS DESCRIPTION (If a code is not entered in 9.D(1))	
<b>Technical Area 54, Area G (Continued)</b>														
3	9	1	U	2	0	0	4,000	P	S	0	1			
3	9	2	U	2	0	1	4,000	P	S	0	1			
3	9	3	U	2	0	2	4,000	P	S	0	1			
3	9	4	U	2	0	3	4,000	P	S	0	1			
3	9	5	U	2	0	4	4,100	P	S	0	1			
3	9	6	U	2	0	5	4,000	P	S	0	1			
3	9	7	U	2	0	6	4,000	P	S	0	1			
3	9	8	U	2	0	7	4,000	P	S	0	1			
3	9	9	U	2	0	8	4,000	P	S	0	1			
4	0	0	U	2	0	9	4,000	P	S	0	1			
4	0	1	U	2	1	0	4,100	P	S	0	1			
4	0	2	U	2	1	1	4,100	P	S	0	1			
4	0	3	U	2	1	3	4,100	P	S	0	1			
4	0	4	U	2	1	4	4,000	P	S	0	1			
4	0	5	U	2	1	5	4,000	P	S	0	1			
4	0	6	U	2	1	6	4,100	P	S	0	1			
4	0	7	U	2	1	7	4,000	P	S	0	1			
4	0	8	U	2	1	8	4,100	P	S	0	1			
4	0	9	U	2	1	9	4,100	P	S	0	1			
4	1	0	U	2	2	0	7,100	P	S	0	1			
4	1	1	U	2	2	1	4,000	P	S	0	1			
4	1	2	U	2	2	2	4,000	P	S	0	1			
4	1	3	U	2	2	3	4,000	P	S	0	1			
4	1	4	U	2	2	5	4,100	P	S	0	1			
4	1	5	U	2	2	6	7,100	P	S	0	1			
4	1	6	U	2	2	7	4,100	P	S	0	1			
4	1	7	U	2	2	8	7,100	P	S	0	1			
4	1	8	U	2	3	4	4,000	P	S	0	1			
4	1	9	U	2	3	5	4,000	P	S	0	1			
4	2	0	U	2	3	6	4,000	P	S	0	1			
4	2	1	U	2	3	7	4,000	P	S	0	1			
4	2	2	U	2	3	8	4,000	P	S	0	1			
4	2	3	U	2	3	9	7,100	P	S	0	1			
4	2	4	U	2	4	0	4,000	P	S	0	1			
4	2	5	U	2	4	3	4,000	P	S	0	1			
4	2	6	U	2	4	4	4,000	P	S	0	1			
4	2	7	U	2	4	6	4,100	P	S	0	1			
4	2	8	U	2	4	7	4,000	P	S	0	1			
4	2	9	U	2	4	8	4,000	P	S	0	1			

9. Descriptions of Hazardous Wastes (Continued. Use the Additional Sheet(s) as necessary; number pages as 5 a, etc.)															
Line Number	A. EPA Hazardous Waste No. (Enter code)						B. Estimated Annual Qty of Waste	C. Unit of Measure (Enter code)	D. PROCESSES						
	(1) PROCESS CODES (Enter code)								(2) PROCESS DESCRIPTION (If a code is not entered in 9.D(1))						
<b>Technical Area 54, Area G (Continued)</b>															
4	3	0	U	2	4	9	4,000	P	S	0	1				
4	3	1	U	2	7	1	4,000	P	S	0	1				
4	3	2	U	2	7	8	4,000	P	S	0	1				
4	3	3	U	2	7	9	4,000	P	S	0	1				
4	3	4	U	2	8	0	4,000	P	S	0	1				
4	3	5	U	3	2	8	4,000	P	S	0	1				
4	3	6	U	3	5	3	4,000	P	S	0	1				
4	3	7	U	3	5	9	4,000	P	S	0	1				
4	3	8	U	3	6	4	4,000	P	S	0	1				
4	3	9	U	3	6	7	4,000	P	S	0	1				
4	4	0	U	3	7	2	4,000	P	S	0	1				
4	4	1	U	3	7	3	4,000	P	S	0	1				
4	4	2	U	3	8	7	4,000	P	S	0	1				
4	4	3	U	3	8	9	4,000	P	S	0	1				
4	4	4	U	3	9	4	4,000	P	S	0	1				
4	4	5	U	3	9	5	4,000	P	S	0	1				
4	4	6	U	4	0	4	4,000	P	S	0	1				
4	4	7	U	4	0	9	4,000	P	S	0	1				
4	4	8	U	4	1	0	4,000	P	S	0	1				
4	4	9	U	4	1	1	4,000	P	S	0	1				

**9. Descriptions of Hazardous Wastes (Continued. Use the Additional Sheet(s) as necessary; number pages as 5 a, etc.)**

Line Number	A. EPA Hazardous Waste No. (Enter code)				B. Estimated Annual Qty of Waste	C. Unit of Measure (Enter code)	D. PROCESSES									
							(1) PROCESS CODES (Enter code)					(2) PROCESS DESCRIPTION (If a code is not entered in 9.D(1))				
<b>Technical Area 54, Material Disposal Area G (Shaft 124 and Pit 29) <sup>a, b</sup></b>																
	1	D	0	0	4	850	P	D	8	0						
	2	D	0	0	5	2,100	P	D	8	0						
	3	D	0	0	6	4,250	P	D	8	0						
	4	D	0	0	7	4,450	P	D	8	0						
	5	D	0	0	8	507,100	P	D	8	0						
	6	D	0	0	9	850	P	D	8	0						
	7	D	0	1	0	15	P	D	8	0						
	8	D	0	1	1	530	P	D	8	0						
	9															
1	0															
1	1															
1	2															
1	3															
1	4															
1	5															
1	6															
1	7															
1	8															
1	9															
2	0															
2	1															
2	2															
2	3															
2	4															
2	5															
2	6															
2	7															
2	8															
2	9															
3	0															
3	1															
3	2															
3	3															
3	4															
3	5															
3	6															
3	7															
3	8															
3	9															

<sup>a</sup> Based on total estimated hazardous waste chemical inventory from the TA-54 RFI Report, Los Alamos National Laboratory, Los Alamos, New Mexico, March 2000.

<sup>b</sup> To be closed in accordance with Code of Federal Regulations (CFR), Title 40, Part 265, Subpart G. Permitted status is not requested.

**9. Descriptions of Hazardous Wastes (Continued. Use the Additional Sheet(s) as necessary; number pages as 5 a, etc.)**

Line Number	A. EPA Hazardous Waste No. (Enter code)					B. Estimated Annual Qty of Waste	C. Unit of Measure (Enter code)	D. PROCESSES															
	(1) PROCESS CODES (Enter code)								(2) PROCESS DESCRIPTION (If a code is not entered in 9.D(1))														
<b>Technical Area 54, West</b>																							
	1	D	0	0	1	74,252	P	S	0	1													
	2	D	0	0	2	38,448	P	S	0	1													
	3	D	0	0	3	3,528	P	S	0	1													
	4	D	0	0	4	24,692	P	S	0	1													
	5	D	0	0	5	22,576	P	S	0	1													
	6	D	0	0	6	3,627,220	P	S	0	1													
	7	D	0	0	7	3,784,544	P	S	0	1													
	8	D	0	0	8	8,589,208	P	S	0	1													
	9	D	0	0	9	261,732	P	S	0	1													
1	0	D	0	1	0	27,160	P	S	0	1													
1	1	D	0	1	1	30,336	P	S	0	1													
1	2	D	0	1	2	36,000	P	S	0	1													
1	3	D	0	1	3	8,000	P	S	0	1													
1	4	D	0	1	4	8,000	P	S	0	1													
1	5	D	0	1	5	14,000	P	S	0	1													
1	6	D	0	1	6	8,000	P	S	0	1													
1	7	D	0	1	7	8,000	P	S	0	1													
1	8	D	0	1	8	1,412	P	S	0	1													
1	9	D	0	1	9	28,220	P	S	0	1													
2	0	D	0	2	0	60,000	P	S	0	1													
2	1	D	0	2	1	4,880	P	S	0	1													
2	2	D	0	2	2	6,704	P	S	0	1													
2	3	D	0	2	3	8,000	P	S	0	1													
2	4	D	0	2	4	8,000	P	S	0	1													
2	5	D	0	2	5	8,000	P	S	0	1													
2	6	D	0	2	6	8,000	P	S	0	1													
2	7	D	0	2	7	4,056	P	S	0	1													
2	8	D	0	2	8	1,158,400	P	S	0	1													
2	9	D	0	2	9	1,152,576	P	S	0	1													
3	0	D	0	3	0	26,100	P	S	0	1													
3	1	D	0	3	1	352	P	S	0	1													
3	2	D	0	3	2	16,580	P	S	0	1													
3	3	D	0	3	3	11,112	P	S	0	1													
3	4	D	0	3	4	5,820	P	S	0	1													
3	5	D	0	3	5	528	P	S	0	1													
3	6	D	0	3	6	1,764	P	S	0	1													
3	7	D	0	3	7	2,820	P	S	0	1													
3	8	D	0	3	8	352	P	S	0	1													
3	9	D	0	3	9	7,760	P	S	0	1													

9. Descriptions of Hazardous Wastes (Continued. Use the Additional Sheet(s) as necessary; number pages as 5 a, etc.)														
Line Number	A. EPA Hazardous Waste No. (Enter code)					B. Estimated Annual Qty of Waste	C. Unit of Measure (Enter code)	D. PROCESSES						
	(1) PROCESS CODES (Enter code)							(2) PROCESS DESCRIPTION (If a code is not entered in 9.D(1))						
<b>Technical Area 54, West (Continued)</b>														
4	0	D	0	4	0	17,460	P	S	0	1				
4	1	D	0	4	1	352	P	S	0	1				
4	2	D	0	4	2	5,644	P	S	0	1				
4	3	D	0	4	3	2,116	P	S	0	1				
4	4	F	0	0	1	2,225,608	P	S	0	1				
4	5	F	0	0	2	288,012	P	S	0	1				
4	6	F	0	0	3	137,856	P	S	0	1				
4	7	F	0	0	4	8,640	P	S	0	1				
4	8	F	0	0	5	1,296,844	P	S	0	1				
4	9	F	0	0	6	14,000	P	S	0	1				
5	0	F	0	0	7	36,000	P	S	0	1				
5	1	F	0	0	8	14,000	P	S	0	1				
5	2	F	0	0	9	8,000	P	S	0	1				
5	3	F	0	1	0	8,000	P	S	0	1				
5	4	F	0	1	1	8,000	P	S	0	1				
5	5	F	0	1	2	8,000	P	S	0	1				
5	6	F	0	1	9	8,000	P	S	0	1				
5	7	F	0	2	0	8,000	P	S	0	1				
5	8	F	0	2	1	8,000	P	S	0	1				
5	9	F	0	2	2	8,000	P	S	0	1				
6	0	F	0	2	3	8,000	P	S	0	1				
6	1	F	0	2	4	8,000	P	S	0	1				
6	2	F	0	2	5	8,000	P	S	0	1				
6	3	F	0	2	6	8,000	P	S	0	1				
6	4	F	0	2	7	8,000	P	S	0	1				
6	5	F	0	2	8	8,000	P	S	0	1				
6	6	F	0	3	2	8,000	P	S	0	1				
6	7	F	0	3	4	8,000	P	S	0	1				
6	8	F	0	3	5	8,000	P	S	0	1				
6	9	F	0	3	7	8,000	P	S	0	1				
7	0	F	0	3	8	8,000	P	S	0	1				
7	1	F	0	3	9	8,000	P	S	0	1				
7	2	K	0	4	4	4,000	P	S	0	1				
7	3	K	0	4	5	8,000	P	S	0	1				
7	4	K	0	4	6	8,000	P	S	0	1				
7	5	K	0	4	7	8,000	P	S	0	1				
7	6	K	0	8	4	1,000	P	S	0	1				
7	7	K	1	0	1	1,000	P	S	0	1				
7	8	K	1	0	2	1,000	P	S	0	1				

9. Descriptions of Hazardous Wastes (Continued. Use the Additional Sheet(s) as necessary; number pages as 5 a, etc.)																
Line Number	A. EPA Hazardous Waste No. (Enter code)						B. Estimated Annual Qty of Waste	C. Unit of Measure (Enter code)	D. PROCESSES							
	(1) PROCESS CODES (Enter code)								(2) PROCESS DESCRIPTION (If a code is not entered in 9.D(1))							
<b>Technical Area 54, West (Continued)</b>																
7	9	P	0	0	1	176	P	S	0	1						
8	0	P	0	0	2	176	P	S	0	1						
8	1	P	0	0	3	176	P	S	0	1						
8	2	P	0	0	4	176	P	S	0	1						
8	3	P	0	0	5	176	P	S	0	1						
8	4	P	0	0	6	176	P	S	0	1						
8	5	P	0	0	7	176	P	S	0	1						
8	6	P	0	0	8	176	P	S	0	1						
8	7	P	0	0	9	176	P	S	0	1						
8	8	P	0	1	0	176	P	S	0	1						
8	9	P	0	1	1	176	P	S	0	1						
9	0	P	0	1	2	176	P	S	0	1						
9	1	P	0	1	3	176	P	S	0	1						
9	2	P	0	1	4	176	P	S	0	1						
9	3	P	0	1	5	176	P	S	0	1						
9	4	P	0	1	6	176	P	S	0	1						
9	5	P	0	1	7	176	P	S	0	1						
9	6	P	0	1	8	176	P	S	0	1						
9	7	P	0	2	0	176	P	S	0	1						
9	8	P	0	2	1	176	P	S	0	1						
9	9	P	0	2	2	176	P	S	0	1						
1	0	0	P	0	2	3	176	P	S	0	1					
1	0	1	P	0	2	4	176	P	S	0	1					
1	0	2	P	0	2	6	176	P	S	0	1					
1	0	3	P	0	2	7	176	P	S	0	1					
1	0	4	P	0	2	8	176	P	S	0	1					
1	0	5	P	0	2	9	176	P	S	0	1					
1	0	6	P	0	3	0	176	P	S	0	1					
1	0	7	P	0	3	1	176	P	S	0	1					
1	0	8	P	0	3	3	176	P	S	0	1					
1	0	9	P	0	3	4	176	P	S	0	1					
1	1	0	P	0	3	6	176	P	S	0	1					
1	1	1	P	0	3	7	176	P	S	0	1					
1	1	2	P	0	3	8	176	P	S	0	1					
1	1	3	P	0	3	9	176	P	S	0	1					
1	1	4	P	0	4	0	176	P	S	0	1					
1	1	5	P	0	4	1	176	P	S	0	1					
1	1	6	P	0	4	2	176	P	S	0	1					
1	1	7	P	0	4	3	176	P	S	0	1					

**9. Descriptions of Hazardous Wastes (Continued. Use the Additional Sheet(s) as necessary; number pages as 5 a, etc.)**

Line Number	A. EPA Hazardous Waste No. (Enter code)			B. Estimated Annual Qty of Waste	C. Unit of Measure (Enter code)	D. PROCESSES									
						(1) PROCESS CODES (Enter code)					(2) PROCESS DESCRIPTION (If a code is not entered in 9.D(1))				
<b>Technical Area 54, West (Continued)</b>															
1	1	8	P	0	4	4	176	P	S	0	1				
1	1	9	P	0	4	5	176	P	S	0	1				
1	2	0	P	0	4	6	176	P	S	0	1				
1	2	1	P	0	4	7	176	P	S	0	1				
1	2	2	P	0	4	8	176	P	S	0	1				
1	2	3	P	0	4	9	176	P	S	0	1				
1	2	4	P	0	5	0	176	P	S	0	1				
1	2	5	P	0	5	1	176	P	S	0	1				
1	2	6	P	0	5	4	176	P	S	0	1				
1	2	7	P	0	5	6	176	P	S	0	1				
1	2	8	P	0	5	7	176	P	S	0	1				
1	2	9	P	0	5	8	176	P	S	0	1				
1	3	0	P	0	5	9	176	P	S	0	1				
1	3	1	P	0	6	0	176	P	S	0	1				
1	3	2	P	0	6	2	176	P	S	0	1				
1	3	3	P	0	6	3	176	P	S	0	1				
1	3	4	P	0	6	4	176	P	S	0	1				
1	3	5	P	0	6	5	176	P	S	0	1				
1	3	6	P	0	6	6	176	P	S	0	1				
1	3	7	P	0	6	7	176	P	S	0	1				
1	3	8	P	0	6	8	176	P	S	0	1				
1	3	9	P	0	6	9	176	P	S	0	1				
1	4	0	P	0	7	0	176	P	S	0	1				
1	4	1	P	0	7	1	176	P	S	0	1				
1	4	2	P	0	7	2	176	P	S	0	1				
1	4	3	P	0	7	3	176	P	S	0	1				
1	4	4	P	0	7	4	176	P	S	0	1				
1	4	5	P	0	7	5	176	P	S	0	1				
1	4	6	P	0	7	6	176	P	S	0	1				
1	4	7	P	0	7	7	176	P	S	0	1				
1	4	8	P	0	7	8	176	P	S	0	1				
1	4	9	P	0	8	1	176	P	S	0	1				
1	5	0	P	0	8	2	176	P	S	0	1				
1	5	1	P	0	8	4	176	P	S	0	1				
1	5	2	P	0	8	5	176	P	S	0	1				
1	5	3	P	0	8	7	176	P	S	0	1				
1	5	4	P	0	8	8	176	P	S	0	1				
1	5	5	P	0	8	9	176	P	S	0	1				
1	5	6	P	0	9	2	176	P	S	0	1				

9. Descriptions of Hazardous Wastes (Continued. Use the Additional Sheet(s) as necessary; number pages as 5 a, etc.)														
Line Number	A. EPA Hazardous Waste No. (Enter code)						B. Estimated Annual Qty of Waste	C. Unit of Measure (Enter code)	D. PROCESSES					
									(1) PROCESS CODES (Enter code)			(2) PROCESS DESCRIPTION (If a code is not entered in 9.D(1))		
<b>Technical Area 54, West (Continued)</b>														
1	5	7	P	0	9	3	176	P	S	0	1			
1	5	8	P	0	9	4	176	P	S	0	1			
1	5	9	P	0	9	5	176	P	S	0	1			
1	6	0	P	0	9	6	176	P	S	0	1			
1	6	1	P	0	9	7	176	P	S	0	1			
1	6	2	P	0	9	8	176	P	S	0	1			
1	6	3	P	0	9	9	176	P	S	0	1			
1	6	4	P	1	0	1	176	P	S	0	1			
1	6	5	P	1	0	2	176	P	S	0	1			
1	6	6	P	1	0	3	176	P	S	0	1			
1	6	7	P	1	0	4	176	P	S	0	1			
1	6	8	P	1	0	5	176	P	S	0	1			
1	6	9	P	1	0	6	176	P	S	0	1			
1	7	0	P	1	0	8	176	P	S	0	1			
1	7	1	P	1	0	9	176	P	S	0	1			
1	7	2	P	1	1	0	176	P	S	0	1			
1	7	3	P	1	1	1	176	P	S	0	1			
1	7	4	P	1	1	2	176	P	S	0	1			
1	7	5	P	1	1	3	176	P	S	0	1			
1	7	6	P	1	1	4	176	P	S	0	1			
1	7	7	P	1	1	5	176	P	S	0	1			
1	7	8	P	1	1	6	176	P	S	0	1			
1	7	9	P	1	1	8	176	P	S	0	1			
1	8	0	P	1	1	9	176	P	S	0	1			
1	8	1	P	1	2	0	176	P	S	0	1			
1	8	2	P	1	2	1	176	P	S	0	1			
1	8	3	P	1	2	2	176	P	S	0	1			
1	8	4	P	1	2	3	176	P	S	0	1			
1	8	5	P	1	2	7	176	P	S	0	1			
1	8	6	P	1	2	8	176	P	S	0	1			
1	8	7	P	1	8	5	176	P	S	0	1			
1	8	8	P	1	8	8	176	P	S	0	1			
1	8	9	P	1	8	9	176	P	S	0	1			
1	9	0	P	1	9	0	176	P	S	0	1			
1	9	1	P	1	9	1	176	P	S	0	1			
1	9	2	P	1	9	2	176	P	S	0	1			
1	9	3	P	1	9	4	176	P	S	0	1			
1	9	4	P	1	9	6	176	P	S	0	1			
1	9	5	P	1	9	7	176	P	S	0	1			



9. Descriptions of Hazardous Wastes (Continued. Use the Additional Sheet(s) as necessary; number pages as 5 a, etc.)														
Line Number	A. EPA Hazardous Waste No. (Enter code)						B. Estimated Annual Qty of Waste	C. Unit of Measure (Enter code)	D. PROCESSES					
									(1) PROCESS CODES (Enter code)			(2) PROCESS DESCRIPTION (If a code is not entered in 9.D(1))		
<b>Technical Area 54, West (Continued)</b>														
1	9	6	P	1	9	8	176	P	S	0	1			
1	9	7	P	1	9	9	176	P	S	0	1			
1	9	8	P	2	0	1	176	P	S	0	1			
1	9	9	P	2	0	2	176	P	S	0	1			
2	0	0	P	2	0	3	176	P	S	0	1			
2	0	1	P	2	0	4	176	P	S	0	1			
2	0	2	P	2	0	5	176	P	S	0	1			
2	0	3	U	0	0	1	176	P	S	0	1			
2	0	4	U	0	0	2	176	P	S	0	1			
2	0	5	U	0	0	3	176	P	S	0	1			
2	0	6	U	0	0	4	176	P	S	0	1			
2	0	7	U	0	0	5	176	P	S	0	1			
2	0	8	U	0	0	6	176	P	S	0	1			
2	0	9	U	0	0	7	176	P	S	0	1			
2	1	0	U	0	0	8	176	P	S	0	1			
2	1	1	U	0	0	9	176	P	S	0	1			
2	1	2	U	0	1	0	176	P	S	0	1			
2	1	3	U	0	1	1	176	P	S	0	1			
2	1	4	U	0	1	2	176	P	S	0	1			
2	1	5	U	0	1	4	176	P	S	0	1			
2	1	6	U	0	1	5	176	P	S	0	1			
2	1	7	U	0	1	6	176	P	S	0	1			
2	1	8	U	0	1	7	176	P	S	0	1			
2	1	9	U	0	1	8	176	P	S	0	1			
2	2	0	U	0	1	9	176	P	S	0	1			
2	2	1	U	0	2	0	176	P	S	0	1			
2	2	2	U	0	2	1	176	P	S	0	1			
2	2	3	U	0	2	2	176	P	S	0	1			
2	2	4	U	0	2	3	176	P	S	0	1			
2	2	5	U	0	2	4	176	P	S	0	1			
2	2	6	U	0	2	5	176	P	S	0	1			
2	2	7	U	0	2	6	176	P	S	0	1			
2	2	8	U	0	2	7	176	P	S	0	1			
2	2	9	U	0	2	8	176	P	S	0	1			
2	3	0	U	0	2	9	176	P	S	0	1			
2	3	1	U	0	3	0	176	P	S	0	1			
2	3	2	U	0	3	1	176	P	S	0	1			
2	3	3	U	0	3	2	176	P	S	0	1			
2	3	4	U	0	3	3	176	P	S	0	1			

9. Descriptions of Hazardous Wastes (Continued. Use the Additional Sheet(s) as necessary; number pages as 5 a, etc.)														
Line Number	A. EPA Hazardous Waste No. (Enter code)						B. Estimated Annual Qty of Waste	C. Unit of Measure (Enter code)	D. PROCESSES					
									(1) PROCESS CODES (Enter code)				(2) PROCESS DESCRIPTION (If a code is not entered in 9.D(1))	
<b>Technical Area 54, West (Continued)</b>														
2	3	5	U	0	3	4	176	P	S	0	1			
2	3	6	U	0	3	5	176	P	S	0	1			
2	3	7	U	0	3	6	176	P	S	0	1			
2	3	8	U	0	3	7	176	P	S	0	1			
2	3	9	U	0	3	8	176	P	S	0	1			
2	4	0	U	0	3	9	176	P	S	0	1			
2	4	1	U	0	4	1	176	P	S	0	1			
2	4	2	U	0	4	2	176	P	S	0	1			
2	4	3	U	0	4	3	176	P	S	0	1			
2	4	4	U	0	4	4	176	P	S	0	1			
2	4	5	U	0	4	5	176	P	S	0	1			
2	4	6	U	0	4	6	176	P	S	0	1			
2	4	7	U	0	4	7	176	P	S	0	1			
2	4	8	U	0	4	8	176	P	S	0	1			
2	4	9	U	0	4	9	176	P	S	0	1			
2	5	0	U	0	5	0	176	P	S	0	1			
2	5	1	U	0	5	1	176	P	S	0	1			
2	5	2	U	0	5	2	176	P	S	0	1			
2	5	3	U	0	5	3	176	P	S	0	1			
2	5	4	U	0	5	5	176	P	S	0	1			
2	5	5	U	0	5	6	176	P	S	0	1			
2	5	6	U	0	5	7	176	P	S	0	1			
2	5	7	U	0	5	8	176	P	S	0	1			
2	5	8	U	0	5	9	176	P	S	0	1			
2	5	9	U	0	6	0	176	P	S	0	1			
2	6	0	U	0	6	1	176	P	S	0	1			
2	6	1	U	0	6	2	176	P	S	0	1			
2	6	2	U	0	6	3	176	P	S	0	1			
2	6	3	U	0	6	4	176	P	S	0	1			
2	6	4	U	0	6	6	176	P	S	0	1			
2	6	5	U	0	6	7	176	P	S	0	1			
2	6	6	U	0	6	8	176	P	S	0	1			
2	6	7	U	0	6	9	176	P	S	0	1			
2	6	8	U	0	7	0	176	P	S	0	1			
2	6	9	U	0	7	1	176	P	S	0	1			
2	7	0	U	0	7	2	176	P	S	0	1			
2	7	1	U	0	7	3	176	P	S	0	1			
2	7	2	U	0	7	4	176	P	S	0	1			
2	7	3	U	0	7	5	176	P	S	0	1			

9. Descriptions of Hazardous Wastes (Continued. Use the Additional Sheet(s) as necessary; number pages as 5 a, etc.)														
Line Number	A. EPA Hazardous Waste No. (Enter code)						B. Estimated Annual Qty of Waste	C. Unit of Measure (Enter code)	D. PROCESSES					
									(1) PROCESS CODES (Enter code)			(2) PROCESS DESCRIPTION (If a code is not entered in 9.D(1))		
<b>Technical Area 54, West (Continued)</b>														
2	7	4	U	0	7	6	176	P	S	0	1			
2	7	5	U	0	7	7	176	P	S	0	1			
2	7	6	U	0	7	8	176	P	S	0	1			
2	7	7	U	0	7	9	176	P	S	0	1			
2	7	8	U	0	8	0	528	P	S	0	1			
2	7	9	U	0	8	1	176	P	S	0	1			
2	8	0	U	0	8	2	176	P	S	0	1			
2	8	1	U	0	8	3	176	P	S	0	1			
2	8	2	U	0	8	4	176	P	S	0	1			
2	8	3	U	0	8	5	176	P	S	0	1			
2	8	4	U	0	8	6	176	P	S	0	1			
2	8	5	U	0	8	7	176	P	S	0	1			
2	8	6	U	0	8	8	176	P	S	0	1			
2	8	7	U	0	8	9	176	P	S	0	1			
2	8	8	U	0	9	0	176	P	S	0	1			
2	8	9	U	0	9	1	176	P	S	0	1			
2	9	0	U	0	9	2	176	P	S	0	1			
2	9	1	U	0	9	3	176	P	S	0	1			
2	9	2	U	0	9	4	176	P	S	0	1			
2	9	3	U	0	9	5	176	P	S	0	1			
2	9	4	U	0	9	6	176	P	S	0	1			
2	9	5	U	0	9	7	176	P	S	0	1			
2	9	6	U	0	9	8	176	P	S	0	1			
2	9	7	U	0	9	9	176	P	S	0	1			
2	9	8	U	1	0	1	176	P	S	0	1			
2	9	9	U	1	0	2	176	P	S	0	1			
3	0	0	U	1	0	3	176	P	S	0	1			
3	0	1	U	1	0	5	176	P	S	0	1			
3	0	2	U	1	0	6	176	P	S	0	1			
3	0	3	U	1	0	7	176	P	S	0	1			
3	0	4	U	1	0	8	176	P	S	0	1			
3	0	5	U	1	0	9	176	P	S	0	1			
3	0	6	U	1	1	0	176	P	S	0	1			
3	0	7	U	1	1	1	176	P	S	0	1			
3	0	8	U	1	1	2	176	P	S	0	1			
3	0	9	U	1	1	3	176	P	S	0	1			
3	1	0	U	1	1	4	176	P	S	0	1			
3	1	1	U	1	1	5	176	P	S	0	1			
3	1	2	U	1	1	6	176	P	S	0	1			

9. Descriptions of Hazardous Wastes (Continued. Use the Additional Sheet(s) as necessary; number pages as 5 a, etc.)														
Line Number	A. EPA Hazardous Waste No. (Enter code)						B. Estimated Annual Qty of Waste	C. Unit of Measure (Enter code)	D. PROCESSES					
									(1) PROCESS CODES (Enter code)				(2) PROCESS DESCRIPTION (If a code is not entered in 9.D(1))	
<b>Technical Area 54, West (Continued)</b>														
3	1	3	U	1	1	7	176	P	S	0	1			
3	1	4	U	1	1	8	176	P	S	0	1			
3	1	5	U	1	1	9	176	P	S	0	1			
3	1	6	U	1	2	0	176	P	S	0	1			
3	1	7	U	1	2	1	176	P	S	0	1			
3	1	8	U	1	2	2	176	P	S	0	1			
3	1	9	U	1	2	3	176	P	S	0	1			
3	2	0	U	1	2	4	176	P	S	0	1			
3	2	1	U	1	2	5	176	P	S	0	1			
3	2	2	U	1	2	6	176	P	S	0	1			
3	2	3	U	1	2	7	176	P	S	0	1			
3	2	4	U	1	2	8	176	P	S	0	1			
3	2	5	U	1	2	9	176	P	S	0	1			
3	2	6	U	1	3	0	176	P	S	0	1			
3	2	7	U	1	3	1	176	P	S	0	1			
3	2	8	U	1	3	2	176	P	S	0	1			
3	2	9	U	1	3	3	176	P	S	0	1			
3	3	0	U	1	3	4	176	P	S	0	1			
3	3	1	U	1	3	5	176	P	S	0	1			
3	3	2	U	1	3	6	176	P	S	0	1			
3	3	3	U	1	3	7	176	P	S	0	1			
3	3	4	U	1	3	8	176	P	S	0	1			
3	3	5	U	1	4	0	176	P	S	0	1			
3	3	6	U	1	4	1	176	P	S	0	1			
3	3	7	U	1	4	2	176	P	S	0	1			
3	3	8	U	1	4	3	176	P	S	0	1			
3	3	9	U	1	4	4	176	P	S	0	1			
3	4	0	U	1	4	5	176	P	S	0	1			
3	4	1	U	1	4	6	176	P	S	0	1			
3	4	2	U	1	4	7	176	P	S	0	1			
3	4	3	U	1	4	8	176	P	S	0	1			
3	4	4	U	1	4	9	176	P	S	0	1			
3	4	5	U	1	5	0	176	P	S	0	1			
3	4	6	U	1	5	1	1,060	P	S	0	1			
3	4	7	U	1	5	2	176	P	S	0	1			
3	4	8	U	1	5	3	176	P	S	0	1			
3	4	9	U	1	5	4	176	P	S	0	1			
3	5	0	U	1	5	5	176	P	S	0	1			
3	5	1	U	1	5	6	176	P	S	0	1			

9. Descriptions of Hazardous Wastes (Continued. Use the Additional Sheet(s) as necessary; number pages as 5 a, etc.)														
Line Number	A. EPA Hazardous Waste No. (Enter code)						B. Estimated Annual Qty of Waste	C. Unit of Measure (Enter code)	D. PROCESSES					
									(1) PROCESS CODES (Enter code)			(2) PROCESS DESCRIPTION (If a code is not entered in 9.D(1))		
<b>Technical Area 54, West (Continued)</b>														
3	5	2	U	1	5	7	176	P	S	0	1			
3	5	3	U	1	5	8	176	P	S	0	1			
3	5	4	U	1	5	9	528	P	S	0	1			
3	5	5	U	1	6	0	176	P	S	0	1			
3	5	6	U	1	6	1	176	P	S	0	1			
3	5	7	U	1	6	2	176	P	S	0	1			
3	5	8	U	1	6	3	176	P	S	0	1			
3	5	9	U	1	6	4	176	P	S	0	1			
3	6	0	U	1	6	5	176	P	S	0	1			
3	6	1	U	1	6	6	176	P	S	0	1			
3	6	2	U	1	6	7	176	P	S	0	1			
3	6	3	U	1	6	8	176	P	S	0	1			
3	6	4	U	1	6	9	176	P	S	0	1			
3	6	5	U	1	7	0	176	P	S	0	1			
3	6	6	U	1	7	1	176	P	S	0	1			
3	6	7	U	1	7	2	176	P	S	0	1			
3	6	8	U	1	7	3	176	P	S	0	1			
3	6	9	U	1	7	4	176	P	S	0	1			
3	7	0	U	1	7	6	176	P	S	0	1			
3	7	1	U	1	7	7	176	P	S	0	1			
3	7	2	U	1	7	8	176	P	S	0	1			
3	7	3	U	1	7	9	176	P	S	0	1			
3	7	4	U	1	8	0	176	P	S	0	1			
3	7	5	U	1	8	1	176	P	S	0	1			
3	7	6	U	1	8	2	176	P	S	0	1			
3	7	7	U	1	8	3	176	P	S	0	1			
3	7	8	U	1	8	4	176	P	S	0	1			
3	7	9	U	1	8	5	176	P	S	0	1			
3	8	0	U	1	8	6	176	P	S	0	1			
3	8	1	U	1	8	7	176	P	S	0	1			
3	8	2	U	1	8	8	176	P	S	0	1			
3	8	3	U	1	8	9	176	P	S	0	1			
3	8	4	U	1	9	0	176	P	S	0	1			
3	8	5	U	1	9	1	176	P	S	0	1			
3	8	6	U	1	9	2	176	P	S	0	1			
3	8	7	U	1	9	3	176	P	S	0	1			
3	8	8	U	1	9	4	176	P	S	0	1			
3	8	9	U	1	9	6	176	P	S	0	1			
3	9	0	U	1	9	7	176	P	S	0	1			

9. Descriptions of Hazardous Wastes (Continued. Use the Additional Sheet(s) as necessary; number pages as 5 a, etc.)														
Line Number	A. EPA Hazardous Waste No. (Enter code)						B. Estimated Annual Qty of Waste	C. Unit of Measure (Enter code)	D. PROCESSES					
									(1) PROCESS CODES (Enter code)				(2) PROCESS DESCRIPTION (If a code is not entered in 9.D(1))	
<b>Technical Area 54, West (Continued)</b>														
3	9	1	U	2	0	0	176	P	S	0	1			
3	9	2	U	2	0	1	176	P	S	0	1			
3	9	3	U	2	0	2	176	P	S	0	1			
3	9	4	U	2	0	3	176	P	S	0	1			
3	9	5	U	2	0	4	176	P	S	0	1			
3	9	6	U	2	0	5	176	P	S	0	1			
3	9	7	U	2	0	6	176	P	S	0	1			
3	9	8	U	2	0	7	176	P	S	0	1			
3	9	9	U	2	0	8	176	P	S	0	1			
4	0	0	U	2	0	9	176	P	S	0	1			
4	0	1	U	2	1	0	176	P	S	0	1			
4	0	2	U	2	1	1	176	P	S	0	1			
4	0	3	U	2	1	3	176	P	S	0	1			
4	0	4	U	2	1	4	176	P	S	0	1			
4	0	5	U	2	1	5	176	P	S	0	1			
4	0	6	U	2	1	6	176	P	S	0	1			
4	0	7	U	2	1	7	176	P	S	0	1			
4	0	8	U	2	1	8	176	P	S	0	1			
4	0	9	U	2	1	9	176	P	S	0	1			
4	1	0	U	2	2	0	176	P	S	0	1			
4	1	1	U	2	2	1	176	P	S	0	1			
4	1	2	U	2	2	2	176	P	S	0	1			
4	1	3	U	2	2	3	176	P	S	0	1			
4	1	4	U	2	2	5	176	P	S	0	1			
4	1	5	U	2	2	6	4,584	P	S	0	1			
4	1	6	U	2	2	7	176	P	S	0	1			
4	1	7	U	2	2	8	176	P	S	0	1			
4	1	8	U	2	3	4	176	P	S	0	1			
4	1	9	U	2	3	5	176	P	S	0	1			
4	2	0	U	2	3	6	176	P	S	0	1			
4	2	1	U	2	3	7	176	P	S	0	1			
4	2	2	U	2	3	8	176	P	S	0	1			
4	2	3	U	2	3	9	352	P	S	0	1			
4	2	4	U	2	4	0	176	P	S	0	1			
4	2	5	U	2	4	3	176	P	S	0	1			
4	2	6	U	2	4	4	176	P	S	0	1			
4	2	7	U	2	4	6	176	P	S	0	1			
4	2	8	U	2	4	7	176	P	S	0	1			
4	2	9	U	2	4	8	176	P	S	0	1			



**9. Descriptions of Hazardous Wastes (Continued. Use the Additional Sheet(s) as necessary; number pages as 5 a, etc.)**

Line Number	A. EPA Hazardous Waste No. (Enter code)	B. Estimated Annual Qty of Waste	C. Unit of Measure (Enter code)	D. PROCESSES											
				(1) PROCESS CODES (Enter code)						(2) PROCESS DESCRIPTION (If a code is not entered in 9.D(1))					
<b>Technical Area 54, Material Disposal Area H (Shaft 9) <sup>a</sup></b>															
	1	D 0 0 3	15	P	D	8	0								
	2														
	3														
	4														
	5														
	6														
	7														
	8														
	9														
1	0														
1	1														
1	2														
1	3														
1	4														
1	5														
1	6														
1	7														
1	8														
1	9														
2	0														
2	1														
2	2														
2	3														
2	4														
2	5														
2	6														
2	7														
2	8														
2	9														
3	0														
3	1														
3	2														
3	3														
3	4														
3	5														
3	6														
3	7														
3	8														
3	9														

<sup>b</sup> To be closed in accordance with Code of Federal Regulations (CFR), Title 40, Part 265, Subpart G. Permitted status is not requested.



9. Descriptions of Hazardous Wastes (Continued. Use the Additional Sheet(s) as necessary; number pages as 5 a, etc.)																	
Line Number	A. EPA Hazardous Waste No. (Enter code)					B. Estimated Annual Qty of Waste	C. Unit of Measure (Enter code)	D. PROCESSES									
	(1) PROCESS CODES (Enter code)										(2) PROCESS DESCRIPTION (If a code is not entered in 9.D(1))						
Technical Area 55																	
1	D	0	0	1	75,000	P	S	0	1								
2	D	0	0	2	150,000	P	S	0	1	S	0	2	T	0	4		
3	D	0	0	3	42,000	P	S	0	1								
4	D	0	0	4	5,000	P	S	0	1	S	0	2	T	0	4		
5	D	0	0	5	11,000	P	S	0	1	S	0	2	T	0	4		
6	D	0	0	6	400,500	P	S	0	1	S	0	2	T	0	4		
7	D	0	0	7	605,000	P	S	0	1	S	0	2	T	0	4		
8	D	0	0	8	900,000	P	S	0	1	S	0	2	T	0	4		
9	D	0	0	9	26,000	P	S	0	1	S	0	2	T	0	4		
10	D	0	1	0	2,500	P	S	0	1	S	0	2	T	0	4		
11	D	0	1	1	11,000	P	S	0	1	S	0	2	T	0	4		
12	D	0	1	2	1,000	P	S	0	1				T	0	4		
13	D	0	1	8	4,500	P	S	0	1				T	0	4		
14	D	0	1	9	4,500	P	S	0	1				T	0	4		
15	D	0	2	1	4,500	P	S	0	1				T	0	4		
16	D	0	2	2	1,500	P	S	0	1				T	0	4		
17	D	0	2	7	1,500	P	S	0	1				T	0	4		
18	D	0	2	8	2,500	P	S	0	1				T	0	4		
19	D	0	3	0	1,500	P	S	0	1				T	0	4		
20	D	0	3	2	1,500	P	S	0	1				T	0	4		
21	D	0	3	3	1,500	P	S	0	1				T	0	4		
22	D	0	3	4	1,500	P	S	0	1				T	0	4		
23	D	0	3	5	12,000	P	S	0	1				T	0	4		
24	D	0	3	6	1,500	P	S	0	1				T	0	4		
25	D	0	3	7	1,500	P	S	0	1				T	0	4		
26	D	0	3	8	1,500	P	S	0	1				T	0	4		
27	D	0	3	9	11,000	P	S	0	1				T	0	4		
28	D	0	4	0	11,000	P	S	0	1				T	0	4		
29	D	0	4	2	1,500	P	S	0	1				T	0	4		
30	D	0	4	3	1,500	P	S	0	1				T	0	4		
31	F	0	0	1	110,000	P	S	0	1								
32	F	0	0	2	110,000	P	S	0	1								
33	F	0	0	3	110,000	P	S	0	1								
34	F	0	0	5	110,000	P	S	0	1								
35	F	0	0	6	500	P	S	0	1								
36	F	0	0	7	500	P	S	0	1								
37	F	0	0	9	500	P	S	0	1								
38	P	0	0	3	1,500	P	S	0	1								
39	P	0	1	2	1,500	P	S	0	1								

9. Descriptions of Hazardous Wastes (Continued. Use the Additional Sheet(s) as necessary; number pages as 5 a, etc.)															
Line Number	A. EPA Hazardous Waste No. (Enter code)					B. Estimated Annual Qty of Waste	C. Unit of Measure (Enter code)	D. PROCESSES							
	(1) PROCESS CODES (Enter code)								(2) PROCESS DESCRIPTION (If a code is not entered in 9.D(1))						
Technical Area 55 (Continued)															
4	0	P	0	1	5	6,000	P	S	0	1					
4	1	P	0	2	9	1,500	P	S	0	1					
4	2	P	0	3	0	1,500	P	S	0	1					
4	3	P	0	3	1	1,500	P	S	0	1					
4	4	P	0	3	8	1,500	P	S	0	1					
4	5	P	0	5	6	3,000	P	S	0	1					
4	6	P	0	6	3	1,500	P	S	0	1					
4	7	P	0	6	8	1,500	P	S	0	1					
4	8	P	0	7	3	1,500	P	S	0	1					
4	9	P	0	7	6	1,500	P	S	0	1					
5	0	P	0	7	8	1,500	P	S	0	1					
5	1	P	0	9	5	1,500	P	S	0	1					
5	2	P	0	9	6	1,500	P	S	0	1					
5	3	P	0	9	8	1,500	P	S	0	1					
5	4	P	0	9	9	500	P	S	0	1					
5	5	P	1	0	6	1,500	P	S	0	1					
5	6	P	1	1	3	1,500	P	S	0	1					
5	7	P	1	2	0	1,500	P	S	0	1					
5	8	U	0	0	1	3,000	P	S	0	1					
5	9	U	0	0	2	1,500	P	S	0	1					
6	0	U	0	0	3	1,500	P	S	0	1					
6	1	U	0	1	2	1,500	P	S	0	1					
6	2	U	0	1	9	3,000	P	S	0	1					
6	3	U	0	2	2	1,500	P	S	0	1					
6	4	U	0	2	9	1,500	P	S	0	1					
6	5	U	0	3	1	1,500	P	S	0	1					
6	6	U	0	3	7	1,500	P	S	0	1					
6	7	U	0	4	4	1,500	P	S	0	1					
6	8	U	0	4	5	1,500	P	S	0	1					
6	9	U	0	5	2	1,500	P	S	0	1					
7	0	U	0	5	6	1,500	P	S	0	1					
7	1	U	0	5	7	1,500	P	S	0	1					
7	2	U	0	7	5	1,500	P	S	0	1					
7	3	U	0	7	7	1,500	P	S	0	1					
7	4	U	0	8	0	6,000	P	S	0	1					
7	5	U	1	0	3	500	P	S	0	1					
7	6	U	1	0	8	1,500	P	S	0	1					
7	7	U	1	1	2	1,500	P	S	0	1					
7	8	U	1	1	5	1,500	P	S	0	1					

9. Descriptions of Hazardous Wastes (Continued. Use the Additional Sheet(s) as necessary; number pages as 5 a, etc.)																	
Line Number	A. EPA Hazardous Waste No. (Enter code)						B. Estimated Annual Qty of Waste	C. Unit of Measure (Enter code)	D. PROCESSES								
									(1) PROCESS CODES (Enter code)						(2) PROCESS DESCRIPTION (If a code is not entered in 9.D(1))		
<b>Technical Area 55 (Continued)</b>																	
7	9	U	1	1	7	1,500	P	S	0	1							
8	0	U	1	2	1	1,500	P	S	0	1							
8	1	U	1	2	2	1,500	P	S	0	1							
8	2	U	1	2	3	1,500	P	S	0	1							
8	3	U	1	3	1	1,500	P	S	0	1							
8	4	U	1	3	3	1,500	P	S	0	1							
8	5	U	1	3	4	6,000	P	S	0	1							
8	6	U	1	3	5	1,500	P	S	0	1							
8	7	U	1	4	0	1,500	P	S	0	1							
8	8	U	1	4	4	1,500	P	S	0	1							
8	9	U	1	5	1	6,000	P	S	0	1							
9	0	U	1	5	4	6,000	P	S	0	1							
9	1	U	1	5	9	6,000	P	S	0	1							
9	2	U	1	6	0	1,500	P	S	0	1							
9	3	U	1	6	1	1,500	P	S	0	1							
9	4	U	1	6	5	1,500	P	S	0	1							
9	5	U	1	6	9	1,500	P	S	0	1							
9	6	U	1	8	8	1,500	P	S	0	1							
9	7	U	1	9	0	1,500	P	S	0	1							
9	8	U	1	9	6	1,500	P	S	0	1							
9	9	U	2	0	4	1,500	P	S	0	1							
1	0	0	U	2	1	0	6,000	P	S	0	1						
1	0	1	U	2	1	1	6,000	P	S	0	1						
1	0	2	U	2	1	3	1,500	P	S	0	1						
1	0	3	U	2	1	6	1,500	P	S	0	1						
1	0	4	U	2	1	8	1,500	P	S	0	1						
1	0	5	U	2	1	9	1,500	P	S	0	1						
1	0	6	U	2	2	0	6,000	P	S	0	1						
1	0	7	U	2	2	5	1,500	P	S	0	1						
1	0	8	U	2	2	6	6,000	P	S	0	1						
1	0	9	U	2	2	7	1,500	P	S	0	1						
1	1	0	U	2	2	8	1,500	P	S	0	1						
1	1	1	U	2	3	9	1,500	P	S	0	1						
1	1	2	U	2	4	6	1,500	P	S	0	1						
1	1	3															
1	1	4															
1	1	5															
1	1	6															
1	1	7															

**9. Descriptions of Hazardous Wastes (Continued. Use the Additional Sheet(s) as necessary; number pages as 5 a, etc.)**

Line Number	A. EPA Hazardous Waste No. (Enter code)					B. Estimated Annual Qty of Waste	C. Unit of Measure (Enter code)	D. PROCESSES									
	(1) PROCESS CODES (Enter code)										(2) PROCESS DESCRIPTION (If a code is not entered in 9.D(1))						
<b>Technical Area 63</b>																	
1	D	0	0	1	3,300	P	S	0	1								
2	D	0	0	2	3,950	P	S	0	1								
3	D	0	0	3	1,850	P	S	0	1								
4	D	0	0	4	25,250	P	S	0	1								
5	D	0	0	5	820	P	S	0	1								
6	D	0	0	6	5,150	P	S	0	1								
7	D	0	0	7	37,750	P	S	0	1								
8	D	0	0	8	54,000	P	S	0	1								
9	D	0	0	9	1,000	P	S	0	1								
10	D	0	1	0	450	P	S	0	1								
11	D	0	1	1	25,400	P	S	0	1								
12	D	0	1	2	180	P	S	0	1								
13	D	0	1	3	40	P	S	0	1								
14	D	0	1	4	40	P	S	0	1								
15	D	0	1	5	70	P	S	0	1								
16	D	0	1	6	40	P	S	0	1								
17	D	0	1	7	40	P	S	0	1								
18	D	0	1	8	300	P	S	0	1								
19	D	0	1	9	250	P	S	0	1								
20	D	0	2	0	300	P	S	0	1								
21	D	0	2	1	150	P	S	0	1								
22	D	0	2	2	330	P	S	0	1								
23	D	0	2	3	40	P	S	0	1								
24	D	0	2	4	40	P	S	0	1								
25	D	0	2	5	40	P	S	0	1								
26	D	0	2	6	40	P	S	0	1								
27	D	0	2	7	220	P	S	0	1								
28	D	0	2	8	400	P	S	0	1								
29	D	0	2	9	70	P	S	0	1								
30	D	0	3	0	300	P	S	0	1								
31	D	0	3	1	220	P	S	0	1								
32	D	0	3	2	290	P	S	0	1								
33	D	0	3	3	290	P	S	0	1								
34	D	0	3	4	290	P	S	0	1								
35	D	0	3	5	300	P	S	0	1								
36	D	0	3	6	190	P	S	0	1								
37	D	0	3	7	70	P	S	0	1								
38	D	0	3	8	140	P	S	0	1								
39	D	0	3	9	200	P	S	0	1								

9. Descriptions of Hazardous Wastes (Continued. Use the Additional Sheet(s) as necessary; number pages as 5 a, etc.)														
Line Number	A. EPA Hazardous Waste No. (Enter code)					B. Estimated Annual Qty of Waste	C. Unit of Measure (Enter code)	D. PROCESSES						
	(1) PROCESS CODES (Enter code)							(2) PROCESS DESCRIPTION (If a code is not entered in 9.D(1))						
Technical Area 63 (Continued)														
4	0	D	0	4	0	250	P	S	0	1				
4	1	D	0	4	1	170	P	S	0	1				
4	2	D	0	4	2	220	P	S	0	1				
4	3	D	0	4	3	250	P	S	0	1				
4	4	F	0	0	1	64,100	P	S	0	1				
4	5	F	0	0	2	34,500	P	S	0	1				
4	6	F	0	0	3	28,500	P	S	0	1				
4	7	F	0	0	4	350	P	S	0	1				
4	8	F	0	0	5	32,500	P	S	0	1				
4	9	F	0	0	6	70	P	S	0	1				
5	0	F	0	0	7	180	P	S	0	1				
5	1	F	0	0	8	70	P	S	0	1				
5	2	F	0	0	9	80	P	S	0	1				
5	3	F	0	1	0	40	P	S	0	1				
5	4	F	0	1	1	40	P	S	0	1				
5	5	F	0	1	2	40	P	S	0	1				
5	6	F	0	1	9	40	P	S	0	1				
5	7	F	0	2	0	40	P	S	0	1				
5	8	F	0	2	1	40	P	S	0	1				
5	9	F	0	2	2	40	P	S	0	1				
6	0	F	0	2	3	40	P	S	0	1				
6	1	F	0	2	4	40	P	S	0	1				
6	2	F	0	2	5	40	P	S	0	1				
6	3	F	0	2	6	40	P	S	0	1				
6	4	F	0	2	7	40	P	S	0	1				
6	5	F	0	2	8	40	P	S	0	1				
6	6	F	0	3	2	40	P	S	0	1				
6	7	F	0	3	4	40	P	S	0	1				
6	8	F	0	3	5	40	P	S	0	1				
6	9	F	0	3	7	40	P	S	0	1				
7	0	F	0	3	8	40	P	S	0	1				
7	1	F	0	3	9	40	P	S	0	1				
7	2	K	0	4	4	220	P	S	0	1				
7	3	K	0	4	5	40	P	S	0	1				
7	4	K	0	4	6	40	P	S	0	1				
7	5	K	0	4	7	40	P	S	0	1				
7	6	K	0	8	4	50	P	S	0	1				
7	7	K	1	0	1	50	P	S	0	1				
7	8	K	1	0	2	50	P	S	0	1				

9. Descriptions of Hazardous Wastes (Continued. Use the Additional Sheet(s) as necessary; number pages as 5 a, etc.)														
Line Number	A. EPA Hazardous Waste No. (Enter code)						B. Estimated Annual Qty of Waste	C. Unit of Measure (Enter code)	D. PROCESSES					
									(1) PROCESS CODES (Enter code)			(2) PROCESS DESCRIPTION (If a code is not entered in 9.D(1))		
<b>Technical Area 63 (Continued)</b>														
7	9	P	0	0	1	40	P	S	0	1				
8	0	P	0	0	2	40	P	S	0	1				
8	1	P	0	0	3	40	P	S	0	1				
8	2	P	0	0	4	40	P	S	0	1				
8	3	P	0	0	5	40	P	S	0	1				
8	4	P	0	0	6	40	P	S	0	1				
8	5	P	0	0	7	40	P	S	0	1				
8	6	P	0	0	8	40	P	S	0	1				
8	7	P	0	0	9	40	P	S	0	1				
8	8	P	0	1	0	40	P	S	0	1				
8	9	P	0	1	1	40	P	S	0	1				
9	0	P	0	1	2	40	P	S	0	1				
9	1	P	0	1	3	40	P	S	0	1				
9	2	P	0	1	4	40	P	S	0	1				
9	3	P	0	1	5	40	P	S	0	1				
9	4	P	0	1	6	40	P	S	0	1				
9	5	P	0	1	7	40	P	S	0	1				
9	6	P	0	1	8	40	P	S	0	1				
9	7	P	0	2	0	40	P	S	0	1				
9	8	P	0	2	1	40	P	S	0	1				
9	9	P	0	2	2	40	P	S	0	1				
1	0	0	P	0	2	3	40	P	S	0	1			
1	0	1	P	0	2	4	40	P	S	0	1			
1	0	2	P	0	2	6	40	P	S	0	1			
1	0	3	P	0	2	7	40	P	S	0	1			
1	0	4	P	0	2	8	40	P	S	0	1			
1	0	5	P	0	2	9	40	P	S	0	1			
1	0	6	P	0	3	0	40	P	S	0	1			
1	0	7	P	0	3	1	40	P	S	0	1			
1	0	8	P	0	3	3	40	P	S	0	1			
1	0	9	P	0	3	4	40	P	S	0	1			
1	1	0	P	0	3	6	40	P	S	0	1			
1	1	1	P	0	3	7	40	P	S	0	1			
1	1	2	P	0	3	8	40	P	S	0	1			
1	1	3	P	0	3	9	40	P	S	0	1			
1	1	4	P	0	4	0	40	P	S	0	1			
1	1	5	P	0	4	1	40	P	S	0	1			
1	1	6	P	0	4	2	40	P	S	0	1			
1	1	7	P	0	4	3	40	P	S	0	1			

**9. Descriptions of Hazardous Wastes (Continued. Use the Additional Sheet(s) as necessary; number pages as 5 a, etc.)**

Line Number	A. EPA Hazardous Waste No. (Enter code)			B. Estimated Annual Qty of Waste	C. Unit of Measure (Enter code)	D. PROCESSES									
						(1) PROCESS CODES (Enter code)					(2) PROCESS DESCRIPTION (If a code is not entered in 9.D(1))				
<b>Technical Area 63 (Continued)</b>															
1	1	8	P	0	4	4	40	P	S	0	1				
1	1	9	P	0	4	5	40	P	S	0	1				
1	2	0	P	0	4	6	40	P	S	0	1				
1	2	1	P	0	4	7	40	P	S	0	1				
1	2	2	P	0	4	8	40	P	S	0	1				
1	2	3	P	0	4	9	40	P	S	0	1				
1	2	4	P	0	5	0	40	P	S	0	1				
1	2	5	P	0	5	1	40	P	S	0	1				
1	2	6	P	0	5	4	40	P	S	0	1				
1	2	7	P	0	5	6	40	P	S	0	1				
1	2	8	P	0	5	7	40	P	S	0	1				
1	2	9	P	0	5	8	40	P	S	0	1				
1	3	0	P	0	5	9	40	P	S	0	1				
1	3	1	P	0	6	0	40	P	S	0	1				
1	3	2	P	0	6	2	40	P	S	0	1				
1	3	3	P	0	6	3	40	P	S	0	1				
1	3	4	P	0	6	4	40	P	S	0	1				
1	3	5	P	0	6	5	40	P	S	0	1				
1	3	6	P	0	6	6	40	P	S	0	1				
1	3	7	P	0	6	7	40	P	S	0	1				
1	3	8	P	0	6	8	40	P	S	0	1				
1	3	9	P	0	6	9	40	P	S	0	1				
1	4	0	P	0	7	0	40	P	S	0	1				
1	4	1	P	0	7	1	40	P	S	0	1				
1	4	2	P	0	7	2	40	P	S	0	1				
1	4	3	P	0	7	3	40	P	S	0	1				
1	4	4	P	0	7	4	40	P	S	0	1				
1	4	5	P	0	7	5	40	P	S	0	1				
1	4	6	P	0	7	6	40	P	S	0	1				
1	4	7	P	0	7	7	40	P	S	0	1				
1	4	8	P	0	7	8	40	P	S	0	1				
1	4	9	P	0	8	1	40	P	S	0	1				
1	5	0	P	0	8	2	40	P	S	0	1				
1	5	1	P	0	8	4	40	P	S	0	1				
1	5	2	P	0	8	5	40	P	S	0	1				
1	5	3	P	0	8	7	40	P	S	0	1				
1	5	4	P	0	8	8	40	P	S	0	1				
1	5	5	P	0	8	9	40	P	S	0	1				
1	5	6	P	0	9	2	40	P	S	0	1				

**9. Descriptions of Hazardous Wastes (Continued. Use the Additional Sheet(s) as necessary; number pages as 5 a, etc.)**

Line Number	A. EPA Hazardous Waste No. (Enter code)						B. Estimated Annual Qty of Waste	C. Unit of Measure (Enter code)	D. PROCESSES														
	(1) PROCESS CODES (Enter code)								(2) PROCESS DESCRIPTION (If a code is not entered in 9.D(1))														
<b>Technical Area 63 (Continued)</b>																							
1	5	7	P	0	9	3	40	P	S	0	1												
1	5	8	P	0	9	4	40	P	S	0	1												
1	5	9	P	0	9	5	40	P	S	0	1												
1	6	0	P	0	9	6	40	P	S	0	1												
1	6	1	P	0	9	7	40	P	S	0	1												
1	6	2	P	0	9	8	40	P	S	0	1												
1	6	3	P	0	9	9	40	P	S	0	1												
1	6	4	P	1	0	1	40	P	S	0	1												
1	6	5	P	1	0	2	40	P	S	0	1												
1	6	6	P	1	0	3	40	P	S	0	1												
1	6	7	P	1	0	4	40	P	S	0	1												
1	6	8	P	1	0	5	40	P	S	0	1												
1	6	9	P	1	0	6	40	P	S	0	1												
1	7	0	P	1	0	8	40	P	S	0	1												
1	7	1	P	1	0	9	40	P	S	0	1												
1	7	2	P	1	1	0	40	P	S	0	1												
1	7	3	P	1	1	1	40	P	S	0	1												
1	7	4	P	1	1	2	40	P	S	0	1												
1	7	5	P	1	1	3	40	P	S	0	1												
1	7	6	P	1	1	4	40	P	S	0	1												
1	7	7	P	1	1	5	40	P	S	0	1												
1	7	8	P	1	1	6	40	P	S	0	1												
1	7	9	P	1	1	8	40	P	S	0	1												
1	8	0	P	1	1	9	40	P	S	0	1												
1	8	1	P	1	2	0	40	P	S	0	1												
1	8	2	P	1	2	1	40	P	S	0	1												
1	8	3	P	1	2	2	40	P	S	0	1												
1	8	4	P	1	2	3	40	P	S	0	1												
1	8	5	P	1	2	7	40	P	S	0	1												
1	8	6	P	1	2	8	40	P	S	0	1												
1	8	7	P	1	8	5	40	P	S	0	1												
1	8	8	P	1	8	8	40	P	S	0	1												
1	8	9	P	1	8	9	40	P	S	0	1												
1	9	0	P	1	9	0	40	P	S	0	1												
1	9	1	P	1	9	1	40	P	S	0	1												
1	9	2	P	1	9	2	40	P	S	0	1												
1	9	3	P	1	9	4	40	P	S	0	1												
1	9	4	P	1	9	6	40	P	S	0	1												
1	9	5	P	1	9	7	40	P	S	0	1												



9. Descriptions of Hazardous Wastes (Continued. Use the Additional Sheet(s) as necessary; number pages as 5 a, etc.)													
Line Number	A. EPA Hazardous Waste No. (Enter code)			B. Estimated Annual Qty of Waste	C. Unit of Measure (Enter code)	D. PROCESSES							
						(1) PROCESS CODES (Enter code)				(2) PROCESS DESCRIPTION (If a code is not entered in 9.D(1))			
<b>Technical Area 63 (Continued)</b>													
1	9	6	P	1	9	8	40	P	S	0	1		
1	9	7	P	1	9	9	40	P	S	0	1		
1	9	8	P	2	0	1	40	P	S	0	1		
1	9	9	P	2	0	2	40	P	S	0	1		
2	0	0	P	2	0	3	40	P	S	0	1		
2	0	1	P	2	0	4	40	P	S	0	1		
2	0	2	P	2	0	5	40	P	S	0	1		
2	0	3	U	0	0	1	40	P	S	0	1		
2	0	4	U	0	0	2	70	P	S	0	1		
2	0	5	U	0	0	3	40	P	S	0	1		
2	0	6	U	0	0	4	40	P	S	0	1		
2	0	7	U	0	0	5	40	P	S	0	1		
2	0	8	U	0	0	6	40	P	S	0	1		
2	0	9	U	0	0	7	40	P	S	0	1		
2	1	0	U	0	0	8	40	P	S	0	1		
2	1	1	U	0	0	9	40	P	S	0	1		
2	1	2	U	0	1	0	40	P	S	0	1		
2	1	3	U	0	1	1	40	P	S	0	1		
2	1	4	U	0	1	2	40	P	S	0	1		
2	1	5	U	0	1	4	40	P	S	0	1		
2	1	6	U	0	1	5	40	P	S	0	1		
2	1	7	U	0	1	6	40	P	S	0	1		
2	1	8	U	0	1	7	40	P	S	0	1		
2	1	9	U	0	1	8	40	P	S	0	1		
2	2	0	U	0	1	9	40	P	S	0	1		
2	2	1	U	0	2	0	40	P	S	0	1		
2	2	2	U	0	2	1	40	P	S	0	1		
2	2	3	U	0	2	2	40	P	S	0	1		
2	2	4	U	0	2	3	40	P	S	0	1		
2	2	5	U	0	2	4	40	P	S	0	1		
2	2	6	U	0	2	5	40	P	S	0	1		
2	2	7	U	0	2	6	40	P	S	0	1		
2	2	8	U	0	2	7	40	P	S	0	1		
2	2	9	U	0	2	8	40	P	S	0	1		
2	3	0	U	0	2	9	40	P	S	0	1		
2	3	1	U	0	3	0	40	P	S	0	1		
2	3	2	U	0	3	1	40	P	S	0	1		
2	3	3	U	0	3	2	40	P	S	0	1		
2	3	4	U	0	3	3	40	P	S	0	1		

9. Descriptions of Hazardous Wastes (Continued. Use the Additional Sheet(s) as necessary; number pages as 5 a, etc.)														
Line Number	A. EPA Hazardous Waste No. (Enter code)						B. Estimated Annual Qty of Waste	C. Unit of Measure (Enter code)	D. PROCESSES					
									(1) PROCESS CODES (Enter code)				(2) PROCESS DESCRIPTION (If a code is not entered in 9.D(1))	
<b>Technical Area 63 (Continued)</b>														
2	3	5	U	0	3	4	40	P	S	0	1			
2	3	6	U	0	3	5	40	P	S	0	1			
2	3	7	U	0	3	6	40	P	S	0	1			
2	3	8	U	0	3	7	40	P	S	0	1			
2	3	9	U	0	3	8	40	P	S	0	1			
2	4	0	U	0	3	9	40	P	S	0	1			
2	4	1	U	0	4	1	40	P	S	0	1			
2	4	2	U	0	4	2	40	P	S	0	1			
2	4	3	U	0	4	3	40	P	S	0	1			
2	4	4	U	0	4	4	40	P	S	0	1			
2	4	5	U	0	4	5	40	P	S	0	1			
2	4	6	U	0	4	6	40	P	S	0	1			
2	4	7	U	0	4	7	40	P	S	0	1			
2	4	8	U	0	4	8	40	P	S	0	1			
2	4	9	U	0	4	9	40	P	S	0	1			
2	5	0	U	0	5	0	40	P	S	0	1			
2	5	1	U	0	5	1	40	P	S	0	1			
2	5	2	U	0	5	2	40	P	S	0	1			
2	5	3	U	0	5	3	40	P	S	0	1			
2	5	4	U	0	5	5	40	P	S	0	1			
2	5	5	U	0	5	6	40	P	S	0	1			
2	5	6	U	0	5	7	40	P	S	0	1			
2	5	7	U	0	5	8	40	P	S	0	1			
2	5	8	U	0	5	9	40	P	S	0	1			
2	5	9	U	0	6	0	40	P	S	0	1			
2	6	0	U	0	6	1	40	P	S	0	1			
2	6	1	U	0	6	2	40	P	S	0	1			
2	6	2	U	0	6	3	40	P	S	0	1			
2	6	3	U	0	6	4	40	P	S	0	1			
2	6	4	U	0	6	6	40	P	S	0	1			
2	6	5	U	0	6	7	40	P	S	0	1			
2	6	6	U	0	6	8	40	P	S	0	1			
2	6	7	U	0	6	9	40	P	S	0	1			
2	6	8	U	0	7	0	40	P	S	0	1			
2	6	9	U	0	7	1	40	P	S	0	1			
2	7	0	U	0	7	2	40	P	S	0	1			
2	7	1	U	0	7	3	40	P	S	0	1			
2	7	2	U	0	7	4	40	P	S	0	1			
2	7	3	U	0	7	5	40	P	S	0	1			

9. Descriptions of Hazardous Wastes (Continued. Use the Additional Sheet(s) as necessary; number pages as 5 a, etc.)														
Line Number	A. EPA Hazardous Waste No. (Enter code)						B. Estimated Annual Qty of Waste	C. Unit of Measure (Enter code)	D. PROCESSES					
									(1) PROCESS CODES (Enter code)			(2) PROCESS DESCRIPTION (If a code is not entered in 9.D(1))		
Technical Area 63 (Continued)														
2	7	4	U	0	7	6	40	P	S	0	1			
2	7	5	U	0	7	7	40	P	S	0	1			
2	7	6	U	0	7	8	40	P	S	0	1			
2	7	7	U	0	7	9	40	P	S	0	1			
2	7	8	U	0	8	0	120	P	S	0	1			
2	7	9	U	0	8	1	40	P	S	0	1			
2	8	0	U	0	8	2	40	P	S	0	1			
2	8	1	U	0	8	3	40	P	S	0	1			
2	8	2	U	0	8	4	40	P	S	0	1			
2	8	3	U	0	8	5	40	P	S	0	1			
2	8	4	U	0	8	6	40	P	S	0	1			
2	8	5	U	0	8	7	40	P	S	0	1			
2	8	6	U	0	8	8	40	P	S	0	1			
2	8	7	U	0	8	9	40	P	S	0	1			
2	8	8	U	0	9	0	40	P	S	0	1			
2	8	9	U	0	9	1	40	P	S	0	1			
2	9	0	U	0	9	2	40	P	S	0	1			
2	9	1	U	0	9	3	40	P	S	0	1			
2	9	2	U	0	9	4	40	P	S	0	1			
2	9	3	U	0	9	5	40	P	S	0	1			
2	9	4	U	0	9	6	40	P	S	0	1			
2	9	5	U	0	9	7	40	P	S	0	1			
2	9	6	U	0	9	8	40	P	S	0	1			
2	9	7	U	0	9	9	40	P	S	0	1			
2	9	8	U	1	0	1	40	P	S	0	1			
2	9	9	U	1	0	2	40	P	S	0	1			
3	0	0	U	1	0	3	40	P	S	0	1			
3	0	1	U	1	0	5	40	P	S	0	1			
3	0	2	U	1	0	6	40	P	S	0	1			
3	0	3	U	1	0	7	40	P	S	0	1			
3	0	4	U	1	0	8	40	P	S	0	1			
3	0	5	U	1	0	9	40	P	S	0	1			
3	0	6	U	1	1	0	40	P	S	0	1			
3	0	7	U	1	1	1	40	P	S	0	1			
3	0	8	U	1	1	2	40	P	S	0	1			
3	0	9	U	1	1	3	40	P	S	0	1			
3	1	0	U	1	1	4	40	P	S	0	1			
3	1	1	U	1	1	5	40	P	S	0	1			
3	1	2	U	1	1	6	40	P	S	0	1			

9. Descriptions of Hazardous Wastes (Continued. Use the Additional Sheet(s) as necessary; number pages as 5 a, etc.)														
Line Number	A. EPA Hazardous Waste No. (Enter code)						B. Estimated Annual Qty of Waste	C. Unit of Measure (Enter code)	D. PROCESSES					
									(1) PROCESS CODES (Enter code)			(2) PROCESS DESCRIPTION (If a code is not entered in 9.D(1))		
<b>Technical Area 63 (Continued)</b>														
3	1	3	U	1	1	7	40	P	S	0	1			
3	1	4	U	1	1	8	40	P	S	0	1			
3	1	5	U	1	1	9	40	P	S	0	1			
3	1	6	U	1	2	0	40	P	S	0	1			
3	1	7	U	1	2	1	40	P	S	0	1			
3	1	8	U	1	2	2	70	P	S	0	1			
3	1	9	U	1	2	3	40	P	S	0	1			
3	2	0	U	1	2	4	40	P	S	0	1			
3	2	1	U	1	2	5	40	P	S	0	1			
3	2	2	U	1	2	6	40	P	S	0	1			
3	2	3	U	1	2	7	40	P	S	0	1			
3	2	4	U	1	2	8	40	P	S	0	1			
3	2	5	U	1	2	9	40	P	S	0	1			
3	2	6	U	1	3	0	40	P	S	0	1			
3	2	7	U	1	3	1	40	P	S	0	1			
3	2	8	U	1	3	2	40	P	S	0	1			
3	2	9	U	1	3	3	40	P	S	0	1			
3	3	0	U	1	3	4	120	P	S	0	1			
3	3	1	U	1	3	5	40	P	S	0	1			
3	3	2	U	1	3	6	40	P	S	0	1			
3	3	3	U	1	3	7	40	P	S	0	1			
3	3	4	U	1	3	8	40	P	S	0	1			
3	3	5	U	1	4	0	40	P	S	0	1			
3	3	6	U	1	4	1	40	P	S	0	1			
3	3	7	U	1	4	2	40	P	S	0	1			
3	3	8	U	1	4	3	40	P	S	0	1			
3	3	9	U	1	4	4	40	P	S	0	1			
3	4	0	U	1	4	5	40	P	S	0	1			
3	4	1	U	1	4	6	40	P	S	0	1			
3	4	2	U	1	4	7	40	P	S	0	1			
3	4	3	U	1	4	8	40	P	S	0	1			
3	4	4	U	1	4	9	40	P	S	0	1			
3	4	5	U	1	5	0	40	P	S	0	1			
3	4	6	U	1	5	1	70	P	S	0	1			
3	4	7	U	1	5	2	40	P	S	0	1			
3	4	8	U	1	5	3	40	P	S	0	1			
3	4	9	U	1	5	4	40	P	S	0	1			
3	5	0	U	1	5	5	40	P	S	0	1			
3	5	1	U	1	5	6	40	P	S	0	1			

9. Descriptions of Hazardous Wastes (Continued. Use the Additional Sheet(s) as necessary; number pages as 5 a, etc.)														
Line Number	A. EPA Hazardous Waste No. (Enter code)						B. Estimated Annual Qty of Waste	C. Unit of Measure (Enter code)	D. PROCESSES					
									(1) PROCESS CODES (Enter code)			(2) PROCESS DESCRIPTION (If a code is not entered in 9.D(1))		
<b>Technical Area 63 (Continued)</b>														
3	5	2	U	1	5	7	40	P	S	0	1			
3	5	3	U	1	5	8	40	P	S	0	1			
3	5	4	U	1	5	9	40	P	S	0	1			
3	5	5	U	1	6	0	40	P	S	0	1			
3	5	6	U	1	6	1	40	P	S	0	1			
3	5	7	U	1	6	2	40	P	S	0	1			
3	5	8	U	1	6	3	40	P	S	0	1			
3	5	9	U	1	6	4	40	P	S	0	1			
3	6	0	U	1	6	5	40	P	S	0	1			
3	6	1	U	1	6	6	40	P	S	0	1			
3	6	2	U	1	6	7	40	P	S	0	1			
3	6	3	U	1	6	8	40	P	S	0	1			
3	6	4	U	1	6	9	40	P	S	0	1			
3	6	5	U	1	7	0	40	P	S	0	1			
3	6	6	U	1	7	1	40	P	S	0	1			
3	6	7	U	1	7	2	40	P	S	0	1			
3	6	8	U	1	7	3	40	P	S	0	1			
3	6	9	U	1	7	4	40	P	S	0	1			
3	7	0	U	1	7	6	40	P	S	0	1			
3	7	1	U	1	7	7	40	P	S	0	1			
3	7	2	U	1	7	8	40	P	S	0	1			
3	7	3	U	1	7	9	40	P	S	0	1			
3	7	4	U	1	8	0	40	P	S	0	1			
3	7	5	U	1	8	1	40	P	S	0	1			
3	7	6	U	1	8	2	40	P	S	0	1			
3	7	7	U	1	8	3	40	P	S	0	1			
3	7	8	U	1	8	4	40	P	S	0	1			
3	7	9	U	1	8	5	40	P	S	0	1			
3	8	0	U	1	8	6	40	P	S	0	1			
3	8	1	U	1	8	7	40	P	S	0	1			
3	8	2	U	1	8	8	40	P	S	0	1			
3	8	3	U	1	8	9	40	P	S	0	1			
3	8	4	U	1	9	0	40	P	S	0	1			
3	8	5	U	1	9	1	40	P	S	0	1			
3	8	6	U	1	9	2	40	P	S	0	1			
3	8	7	U	1	9	3	40	P	S	0	1			
3	8	8	U	1	9	4	40	P	S	0	1			
3	8	9	U	1	9	6	40	P	S	0	1			
3	9	0	U	1	9	7	40	P	S	0	1			

9. Descriptions of Hazardous Wastes (Continued. Use the Additional Sheet(s) as necessary; number pages as 5 a, etc.)														
Line Number	A. EPA Hazardous Waste No. (Enter code)						B. Estimated Annual Qty of Waste	C. Unit of Measure (Enter code)	D. PROCESSES					
									(1) PROCESS CODES (Enter code)			(2) PROCESS DESCRIPTION (If a code is not entered in 9.D(1))		
<b>Technical Area 63 (Continued)</b>														
3	9	1	U	2	0	0	40	P	S	0	1			
3	9	2	U	2	0	1	40	P	S	0	1			
3	9	3	U	2	0	2	40	P	S	0	1			
3	9	4	U	2	0	3	40	P	S	0	1			
3	9	5	U	2	0	4	40	P	S	0	1			
3	9	6	U	2	0	5	40	P	S	0	1			
3	9	7	U	2	0	6	40	P	S	0	1			
3	9	8	U	2	0	7	40	P	S	0	1			
3	9	9	U	2	0	8	40	P	S	0	1			
4	0	0	U	2	0	9	40	P	S	0	1			
4	0	1	U	2	1	0	40	P	S	0	1			
4	0	2	U	2	1	1	40	P	S	0	1			
4	0	3	U	2	1	3	40	P	S	0	1			
4	0	4	U	2	1	4	40	P	S	0	1			
4	0	5	U	2	1	5	40	P	S	0	1			
4	0	6	U	2	1	6	40	P	S	0	1			
4	0	7	U	2	1	7	40	P	S	0	1			
4	0	8	U	2	1	8	40	P	S	0	1			
4	0	9	U	2	1	9	40	P	S	0	1			
4	1	0	U	2	2	0	70	P	S	0	1			
4	1	1	U	2	2	1	40	P	S	0	1			
4	1	2	U	2	2	2	40	P	S	0	1			
4	1	3	U	2	2	3	40	P	S	0	1			
4	1	4	U	2	2	5	40	P	S	0	1			
4	1	5	U	2	2	6	70	P	S	0	1			
4	1	6	U	2	2	7	40	P	S	0	1			
4	1	7	U	2	2	8	70	P	S	0	1			
4	1	8	U	2	3	4	40	P	S	0	1			
4	1	9	U	2	3	5	40	P	S	0	1			
4	2	0	U	2	3	6	40	P	S	0	1			
4	2	1	U	2	3	7	40	P	S	0	1			
4	2	2	U	2	3	8	40	P	S	0	1			
4	2	3	U	2	3	9	70	P	S	0	1			
4	2	4	U	2	4	0	40	P	S	0	1			
4	2	5	U	2	4	3	40	P	S	0	1			
4	2	6	U	2	4	4	40	P	S	0	1			
4	2	7	U	2	4	6	40	P	S	0	1			
4	2	8	U	2	4	7	40	P	S	0	1			
4	2	9	U	2	4	8	40	P	S	0	1			

<b>9. Descriptions of Hazardous Wastes (Continued. Use the Additional Sheet(s) as necessary; number pages as 5 a, etc.)</b>														
Line Number	A. EPA Hazardous Waste No. (Enter code)			B. Estimated Annual Qty of Waste	C. Unit of Measure (Enter code)	D. PROCESSES								
						(1) PROCESS CODES (Enter code)					(2) PROCESS DESCRIPTION (If a code is not entered in 9.D(1))			
<b>Technical Area 63 (Continued)</b>														
4	3	0	U	2	4	9	40	P	S	0	1			
4	3	1	U	2	7	1	40	P	S	0	1			
4	3	2	U	2	7	8	40	P	S	0	1			
4	3	3	U	2	7	9	40	P	S	0	1			
4	3	4	U	2	8	0	40	P	S	0	1			
4	3	5	U	3	2	8	40	P	S	0	1			
4	3	6	U	3	5	3	40	P	S	0	1			
4	3	7	U	3	5	9	40	P	S	0	1			
4	3	8	U	3	6	4	40	P	S	0	1			
4	3	9	U	3	6	7	40	P	S	0	1			
4	4	0	U	3	7	2	40	P	S	0	1			
4	4	1	U	3	7	3	40	P	S	0	1			
4	4	2	U	3	8	7	40	P	S	0	1			
4	4	3	U	3	8	9	40	P	S	0	1			
4	4	4	U	3	9	4	40	P	S	0	1			
4	4	5	U	3	9	5	40	P	S	0	1			
4	4	6	U	4	0	4	40	P	S	0	1			
4	4	7	U	4	0	9	40	P	S	0	1			
4	4	8	U	4	1	0	40	P	S	0	1			
4	4	9	U	4	1	1	40	P	S	0	1			

**10. Map**

Attach to this application a topographical map, or other equivalent map, of the area extending to at least one mile beyond property boundaries. The map must show the outline of the facility, the location of each of its existing intake and discharge structures, each of its hazardous waste treatment, storage, or disposal facilities, and each well where it injects fluids underground. Include all springs, rivers, and other surface water bodies in this map area. See instructions for precise requirements.

**11. Facility Drawing**

All existing facilities must include a scale drawing of the facility (see instructions for more detail).

**12. Photographs**

All existing facilities must include photographs (aerial or ground-level) that clearly delineate all existing structures; existing storage, treatment and disposal areas; and sites of future storage, treatment or disposal areas (see instructions for more detail).

**13. Comments**



**Document:** Treatment by Stabilization in Containers  
**Date:** June 2016

## **Attachment 3**

### **Certification**

## CERTIFICATION

I certify under penalty of law that this document and all attachments were prepared under my direction or supervision in accordance with a system designed to assure that qualified personnel properly gather and evaluate the information submitted. Based on my inquiry of the person or persons who manage the system, or those persons directly responsible for gathering the information, the information submitted is, to the best of my knowledge and belief, true, accurate, and complete. I am aware that there are significant penalties for submitting false information, including the possibility of fine and imprisonment for knowing violations.




**John P. McCann**

Acting Division Leader  
Environmental Protection and Compliance Division  
Los Alamos National Security, LLC

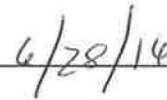


**Date Signed**



**Kimberly Davis Lebak**

Manager, Los Alamos Field Office  
National Nuclear Security Administration  
U.S. Department of Energy  
Owner/Operator



**Date Signed**