

LA-UR-14-25985  
August 2014  
EP2014-0389

**Periodic Monitoring Report  
for Technical Area 54  
Monitoring Group,  
April 1–April 21, 2014**




Prepared by the Environmental Programs Directorate

Los Alamos National Laboratory, operated by Los Alamos National Security, LLC, for the U.S. Department of Energy under Contract No. DE-AC52-06NA25396, has prepared this document pursuant to the Compliance Order on Consent, signed March 1, 2005. The Compliance Order on Consent contains requirements for the investigation and cleanup, including corrective action, of contamination at Los Alamos National Laboratory. The U.S. government has rights to use, reproduce, and distribute this document. The public may copy and use this document without charge, provided that this notice and any statement of authorship are reproduced on all copies.


# Periodic Monitoring Report for Technical Area 54 Monitoring Group, April 1–April 21, 2014

August 2014


Responsible project manager:

Steve Paris		Project Manager	Environmental Programs	8/11/14
Printed Name	Signature	Title	Organization	Date

Responsible LANS representative:

Jeff Mousseau		Associate Director	Environmental Programs	8/13/14
Printed Name	Signature	Title	Organization	Date

Responsible DOE representative:

Peter Maggiore		Assistant Manager	DOE-NA-LA	8-20-2014
Printed Name	Signature	Title	Organization	Date



## **EXECUTIVE SUMMARY**

This periodic monitoring report (PMR) provides the results of the fiscal year 2014, third quarter, periodic monitoring event (PME) conducted by Los Alamos National Laboratory in the Technical Area 54 monitoring group. This PME was conducted pursuant to the Interim Facility-Wide Groundwater Monitoring Plan for the 2014 Monitoring Year, October 2013–September 2014, prepared in accordance with the Compliance Order on Consent.

The PME documented in this report occurred from April 1 to April 21, 2014, and included the monitoring of groundwater wells and well screens. One well screen was sampled at a later date because of problems with the pump. This report also includes any results from previous PMEs that were unreported in their respective PMRs because validated laboratory data were not available (in some cases because of data release agreements). Any additional results from sampling that occurred outside the time frame of a PME are also included in this report.

Water samples collected from various locations during this PME were analyzed for metals; volatile organic compounds; semivolatile organic compounds; high explosives; radionuclides, including low-level tritium; general inorganic chemicals, including perchlorate; stable isotopes; and field parameters (alkalinity, dissolved oxygen, pH, specific conductance, temperature, and turbidity).

No surface-water locations are sampled for this monitoring group.

No results from previous sampling of PME monitoring locations reported in this PMR were above screening levels. No results from current PME groundwater samples reported in this PMR were above screening levels.



**CONTENTS**

**1.0 INTRODUCTION ..... 1**  
 1.1 Background..... 1

**2.0 SCOPE OF ACTIVITIES ..... 2**

**3.0 MONITORING RESULTS ..... 2**  
 3.1 Methods and Procedures ..... 2  
 3.2 Field Parameter Results ..... 2  
 3.3 Groundwater Elevations ..... 3  
 3.4 Deviations from Planned Scope ..... 3

**4.0 ANALYTICAL DATA RESULTS..... 3**  
 4.1 Methods and Procedures ..... 3  
 4.2 Analytical Data..... 4  
     4.2.1 Surface Water (Base Flow) ..... 6  
     4.2.2 Groundwater..... 6  
 4.3 Sampling Program Modifications ..... 6

**5.0 SUMMARY AND INTERPRETATIONS ..... 6**  
 5.1 Monitoring Results ..... 6  
 5.2 Analytical Results ..... 6  
     5.2.1 Surface Water (Base Flow) ..... 6  
     5.2.2 Groundwater..... 6  
 5.3 Data Gaps..... 6  
 5.4 Remediation System Monitoring..... 7

**6.0 REFERENCES ..... 7**

**Figures**

Figure 2.0-1 Locations scheduled to be monitored for this PME. .... 9

**Tables**

Table 2.0-1 TA-54 Monitoring Group Locations and General Information ..... 11

Table 3.4-1 TA-54 Monitoring Group PME Observations and Deviations ..... 12

Table 3.4-2 Analytes with MDLs above Screening Levels ..... 12

Table 4.2-1 Sources of Screening Levels for Groundwater and Surface Water at Los Alamos National Laboratory..... 13

Table 4.2-2 TA-54 Monitoring Group Groundwater Results above Screening Levels ..... 13

**Appendixes**

- Appendix A Field Parameter Results, Including Results from Previous Four Monitoring Events if Available
- Appendix B Groundwater-Elevation Measurements (on CD included with this document)
- Appendix C Analytical Chemistry Results, Including Results from Previous Four Monitoring Events if Available
- Appendix D Groundwater Results Greater Than Half of Screening Levels
- Appendix E Analytical Chemistry Graphs of Screening-Level Exceedances
- Appendix F Analytical Reports (on CD included with this document)

**Plate**

- Plate 1 Groundwater elevations



## Acronyms and Abbreviations

amsl	above mean sea level
AOC	area of concern
AQA	Analytical Quality Associates, Inc.
BCG	Biota Concentration Guide (DOE)
CAS	Chemical Abstracts Service
CFR	Code of Federal Regulations (U.S.)
Consent Order	Compliance Order on Consent
DCS	Derived Concentration Technical Standard (DOE)
DOE	Department of Energy (U.S.)
EPA	Environmental Protection Agency (U.S.)
gpm	gallons per minute
IFGMP	Interim Facility-Wide Groundwater Monitoring Plan
LANL	Los Alamos National Laboratory
MCL	maximum contaminant level (EPA)
MDA	material disposal area
MDL	method detection limit
N	no (best value flag code)
NMAC	New Mexico Administrative Code
NMED	New Mexico Environment Department
NM HH OO	Human health organism only, New Mexico surface-water standards
NMWQCC	New Mexico Water Quality Control Commission
PME	periodic monitoring event
PMR	periodic monitoring report
PQL	practical quantitation limit
QC	quality control
RPF	Records Processing Facility
SOP	standard operating procedure
SWMU	solid waste management unit
TA	technical area
Y	yes (best value flag code)



## 1.0 INTRODUCTION

This periodic monitoring report (PMR) provides documentation of fiscal year 2014, third quarter, semiannual groundwater monitoring conducted by Los Alamos National Laboratory (LANL or the Laboratory) in the Technical Area 54 (TA-54) monitoring group. Monitoring was conducted pursuant to the Interim Facility-Wide Groundwater Monitoring Plan for the 2014 Monitoring Year, October 2013–September 2014 (2014 IFGMP) (LANL 2013, 241962), which was prepared in accordance with the Compliance Order on Consent (the Consent Order). The periodic monitoring event (PME) occurred from April 1 to April 21, 2014, and included sampling of groundwater wells and well screens. One well screen was sampled at a later date because of problems with the pump.

This report also includes any results from previous PMEs that were unreported in their respective PMRs because validated laboratory data were not available (in some cases because of data release agreements). Any additional results from sampling that occurred outside the time frame of a PME are also included in this report.

Sections VIII.A and VIII.C of the Consent Order identify New Mexico Water Quality Control Commission (NMWQCC) groundwater and surface-water standards, including alternative abatement standards and U.S. Environmental Protection Agency (EPA) drinking water maximum contaminant levels (MCLs), as cleanup levels for groundwater when corrective action is implemented. NMWQCC groundwater standards, MCLs, and EPA regional screening levels for tap water are used as screening levels for monitoring data and are provided in this report.

This report presents the following information:

- general background information on the monitoring group
- field-measurement monitoring results
- water-quality monitoring results
- screening analysis results (comparing these PME results with regulatory standards and results from previous reports)
- a summary based on the data and the screening analysis

Information on radioactive materials and radionuclides, including the results of sampling and analysis of radioactive constituents, is voluntarily provided to the New Mexico Environment Department (NMED) in accordance with U.S. Department of Energy (DOE) policy.

### 1.1 Background

At TA-54, groundwater monitoring is conducted to support both (1) the corrective measures process for solid waste management units (SWMUs) and areas of concern (AOCs) (particularly Material Disposal Areas [MDAs] G, H, and L) under the Consent Order and (2) the Resource Conservation and Recovery Act permit. The TA-54 monitoring group was established to address the monitoring requirements for all portions and aspects of TA-54. The TA-54 monitoring group includes both intermediate-perched and regional wells in the near vicinity. Other downgradient wells have general relevance to TA-54 and other upgradient sources but are not considered part of the TA-54 monitoring network and are not included in the monitoring group.

TA-54 is situated in the east-central portion of the Laboratory on Mesita del Buey. TA-54 includes four MDAs designated as G, H, J, and L; a waste characterization, container storage, and transfer facility (TA-54 West); active radioactive waste storage and disposal operations at Area G; hazardous and mixed-waste storage operations at Area L; and administrative and support areas. The transfer facility is located at the western end of TA-54. A total of 47 SWMUs and AOCs are located within TA-54.

Mesita del Buey is a 100-ft- to 140-ft-high finger-shaped mesa that trends southeast. The elevation of Mesita del Buey ranges from 6750 ft to 6670 ft above mean sea level (amsl) at Area G. The mesa is approximately 500 ft wide and is bounded by Cañada del Buey and Pajarito Canyon.

The TA-54 monitoring group is located predominantly in the Pajarito Canyon watershed, and the occurrence of surface water, alluvial groundwater, and intermediate-perched and regional groundwater is discussed in the Pajarito Canyon Investigation Report, Revision 1 (LANL 2009, 106939).

Pore-gas monitoring data show vapor-phase organic compounds are present in the upper portion of the unsaturated zone beneath MDAs G and L. The primary contaminants that have been transported in the vapor phase at TA-54 are 1,1,1-trichloroethane; trichloroethene; Freon-113; and tritium (LANL 2005, 090513; LANL 2006, 091888; LANL 2007, 096409).

Data from the groundwater monitoring network around TA-54 show sporadic detections of a variety of contaminants, including several vapor-phase organic compounds. The temporal and spatial nature of the occurrences does not, however, clearly indicate the presence of a source related to potential sources at TA-54 (LANL 2009, 106939). Further evaluations of existing groundwater data near TA-54 and detailed descriptions of organic and inorganic contaminants detected in intermediate-perched and regional groundwater at TA-54 are presented in the corrective measures evaluation reports for MDAs G, H, and L (LANL 2011, 205756; LANL 2011, 206319; LANL 2011, 206324).

## **2.0 SCOPE OF ACTIVITIES**

The PME for the TA-54 monitoring group was conducted pursuant to the 2014 IFGMP (LANL 2013, 241962).

Table 2.0-1 provides the location name, sample collection date, screened interval, top and bottom screen depths, casing volume, purge volume, and purge rate for each of the locations scheduled to be monitored. These locations are shown in Figure 2.0-1. Some locations on this map may not have been sampled.

## **3.0 MONITORING RESULTS**

### **3.1 Methods and Procedures**

All methods and procedures used to perform the field activities associated with the PME are documented in the 2014 IFGMP (LANL 2013, 241962).

### **3.2 Field Parameter Results**

Appendix A contains the field parameter results for this PME and the four previous PMEs.

### 3.3 Groundwater Elevations

The periodic monitoring water-level data for the previous 2 yr are presented in Appendix B (on CD included with this document). For wells equipped with transducers, the reported water level is the water-level measurement taken earliest on the day of sampling. All manual measurements were recorded immediately before sampling. The groundwater-elevation measurements are shown graphically on Plate 1. No surface-water locations are sampled for this monitoring group.

### 3.4 Deviations from Planned Scope

Table 3.4-1 describes the fieldwork deviations from the planned scope of the PME. Table 3.4-2 presents a list of analytes for which the method detection limits (MDLs) are greater than screening levels.

## 4.0 ANALYTICAL DATA RESULTS

### 4.1 Methods and Procedures

All methods and procedures used to perform the analytical activities of the PME are documented in the 2014 IFGMP (LANL 2013, 241962). Purge water is managed and characterized in accordance with waste profile form 39268, a copy of which was included in Appendix F of a previous PMR (LANL 2008, 103737), and ENV-RCRA-QP-010.3, Land Application of Groundwater. ENV-RCRA-QP-010.3 implements the NMED-approved Notice of Intent Decision Tree for land application of drilling, development, rehabilitation, and sampling of purge water.

All sampling, data reviews, and data package validations were conducted using standard operating procedures (SOPs) that are part of a comprehensive quality assurance program. The procedures are listed at <http://www.lanl.gov/community-environment/environmental-stewardship/plans-procedures.php> and are available at [epr.lanl.gov](http://epr.lanl.gov). Completed chain-of-custody forms serve as analytical request forms and include the requester or owner, sample number, program code, date and time of sample collection, total number of bottles, list of analytes to be measured, bottle sizes, and preservatives for each required analysis.

The required analytical laboratory batch quality control (QC) is defined by the analytical method, the analytical statement of work, and generally accepted laboratory practices. The analytical laboratory assigns qualifiers to the data to indicate the quality of the analytical results. The laboratory batch QC is used in the secondary data validation process to evaluate the quality of individual analytical results, evaluate the appropriateness of the analytical methodologies, and measure the routine performance of the analytical laboratory.

In addition to batch QC performed by laboratories, the Laboratory submitted field QC samples to test the overall sampling and analytical laboratory process and to spot-check for analytical problems. These results are used in secondary validation along with information provided by the analytical laboratory.

After the Laboratory receives the analytical laboratory data packages, the packages receive secondary validation. For data collected before March 2012, validation was done by an independent contractor, Analytical Quality Associates, Inc. (AQA). After that date, validation is done by an automated process after data are loaded.

Data validation determines the quality of an analytical data set. Data validation focuses on specific quality assurance samples, such as matrix spikes, duplicates, surrogates, method blanks, and laboratory control samples, and holding times, which indicate the accuracy and precision of the analyses. Based on the

results, data qualifiers are applied to indicate data quality issues as well as the usability of results. This process also includes a description of the reasons for any failure to meet method, procedural, or contractual requirements and an evaluation of the impact of such failure on the overall data set.

AQA's reviews follow the guidelines set in the DOE model SOP for data validation, which includes reviewing the data quality and the documentation's correctness and completeness, verifying that holding times were met, and ensuring that analytical laboratory QC measures were applied, documented, and kept within contract requirements. As a result of secondary validation, a second set of qualifiers was assigned to the analytical results.

Auto validation (1) ensures that the electronic data deliverable contains all the required fields, (2) verifies that results of all QC checks and procedures are within valid criteria limits, and (3) applies specific qualifiers and reason codes per the EPA's National Functional Guidelines for data review as well as the Laboratory's SOPs. Once auto validation is complete, the data are uploaded into the Laboratory's database system and the public database (<http://intellusnm.com/>).

The Laboratory assigns detection status to the analytical result based on the analytical laboratory and secondary validation qualifiers. A detect flag of "N" indicates that, based on the qualifiers, the result was not detected.

## 4.2 Analytical Data

Appendix C presents the analytical data from this PME and from the four sampling events at these locations immediately before the PME. The analytical laboratory reports (including chain-of-custody forms and data validation forms) are provided in Appendix F (on CD included with this document).

Appendix C contains all data collected during the PME (i.e., all data that have been independently reviewed for conformance with Laboratory requirements) with the following constraints.

- All data
  - ❖ Data that are R-qualified (rejected because of noncompliance regarding QC acceptance criteria) during independent validation are considered unusable but are still reported.
  - ❖ Analytical laboratory QC results, including matrix spike and matrix spike duplicates, and field blanks, trip blanks, and equipment blanks are not included in the data set.
  - ❖ Field duplicates, reanalyses, and results from different analytical methods are reported.
- Radionuclides
  - ❖ Only cesium-137, cobalt-60, neptunium-237, potassium-40, and sodium-22 are reported (or analyzed) for the gamma spectroscopy suite.
  - ❖ Americium-241 and uranium-235 are reported only by chemical separation alpha spectroscopy. No gamma spectroscopy results are presented for these analytes.
  - ❖ Otherwise, all results are reported at all locations.
- Nonradionuclides
  - ❖ All detected results are reported.

Multiple analyses of a sample, including dilutions and reanalyses, create redundant results. These multiple results have the same sample ID, analytical laboratory code, and analytical method. The analytical and validation information is used to designate the preferred result, which is marked with a best value flag of “Y” (yes). The redundant values of lower quality are assigned a best value flag of “N” (no). In cases where a reanalysis gives a significantly different result than an earlier value, the original result may be rejected and assigned a best value flag of N, and the reanalysis result may be marked with a best value flag of Y. The best value flag is included in Appendix C.

Data for PMRs are evaluated using the following screening process. The sources of screening levels with which the results are compared are listed in Table 4.2-1.

- The base-flow monitoring locations are assigned to one of two screening categories—perennial or ephemeral. Along with a hardness value, this category determines the screening levels used for data at each monitoring location. Hardness-dependent screening levels used to screen data at each base-flow monitoring location are determined using the geometric mean of hardness data (mg/L as calcium carbonate) collected from 2006 to 2010 at each location. Hardness-dependent acute and chronic criteria were used for total aluminum and dissolved cadmium, chromium, copper, lead, manganese, nickel, silver, and zinc in accordance with the requirements of 20 New Mexico Administrative Code (NMAC) 6.4.
- Surface-water and groundwater perchlorate data were compared with the screening level of 4 µg/L established in Section VIII.A.1.a of the Consent Order.
- Other groundwater data are screened to groundwater cleanup levels described in Section VIII.A.1 of the Consent Order; for an individual substance, the lesser of the EPA MCL or the NMWQCC groundwater standard is used.
- If an NMWQCC standard or an MCL has not been established for a specific substance for which toxicological information is published, the EPA regional screening levels for tap water (formerly Region 6 screening levels for tap water) are used as the groundwater cleanup level. These screening levels are for either a cancer- or noncancer-risk type. The Consent Order specifies screening at a  $10^{-5}$  excess cancer risk. The EPA screening levels are for  $10^{-6}$  excess cancer risk, so 10 times the EPA  $10^{-6}$  screening levels are used for screening. This report was prepared using the May 2014 EPA regional screening levels.
- The NMWQCC groundwater standards apply to the dissolved (filtered) portion of specified contaminants; however, the standards for mercury, organic compounds, and nonaqueous-phase liquids apply to the total unfiltered concentrations of the contaminants. EPA MCLs are applied to both filtered and unfiltered sample results.
- The analytical results for radioactivity are compared with the DOE Biota Concentration Guides (BCGs) for surface water and Derived Concentration Technical Standards (DCSs) for groundwater.

The results of data screening for this PMR are presented in Appendix D. This appendix shows all analytical results greater than half the lowest applicable screening levels. Results with a best value flag of N are included in Appendix D but not discussed in the text. No results were greater than half the lowest applicable screening levels for the current PME, so no results are included in Appendix D.

Table 4.2-2 provides groundwater analytical results (by hydrogeologic zone for a specific analytical suite) that are above screening levels. Multiple detections of a particular constituent at a location are counted as one result. For example, if aluminum is detected above a screening level in both a primary sample and a field duplicate, only the highest result is shown. No results were greater than screening levels for the current PME, so no results are included in Table 4.2-2.

Graphs in Appendix E display concentration histories of analytes for locations where the analyte was above its screening level at least once during the three most recent PMEs. Concentrations of the analyte are plotted for a 3-yr period. If 3 yr of data are not available, then all available results for the analyte are plotted. When shown, the solid red lines depict applicable screening levels. Results with a best value flag of N are not included in Appendix E.

No analytes from the current PME exceeded their screening level at more than one sampling location, so no maps showing concentrations are included.

#### **4.2.1 Surface Water (Base Flow)**

No surface-water locations are included in this monitoring group.

#### **4.2.2 Groundwater**

No results from previous sampling of PME monitoring locations reported in this PMR were above screening levels. No results from current PME groundwater samples reported in this PMR were above screening levels.

#### **4.3 Sampling Program Modifications**

No modifications to the periodic monitoring sampling for the TA-54 monitoring group are proposed at this time.

### **5.0 SUMMARY AND INTERPRETATIONS**

#### **5.1 Monitoring Results**

The field parameter monitoring results are presented in Appendix A.

#### **5.2 Analytical Results**

##### **5.2.1 Surface Water (Base Flow)**

No surface-water locations are included in this monitoring group.

##### **5.2.2 Groundwater**

No results from previous sampling of PME monitoring locations reported in this PMR were above screening levels. No results from current PME groundwater samples reported in this PMR were above screening levels.

#### **5.3 Data Gaps**

Table 3.4-1 summarizes the field deviations encountered during the PME. The table also provides a detailed account of sampling event deviations.



## 5.4 Remediation System Monitoring

Remediation system monitoring is not applicable to the TA-54 monitoring group because no systems are installed in the monitoring group area.

## 6.0 REFERENCES

*The following list includes all documents cited in this report. Parenthetical information following each reference provides the author(s), publication date, and ER ID. This information is also included in text citations. ER IDs are assigned by the Environmental Programs Directorate's Records Processing Facility (RPF) and are used to locate the document at the RPF and, where applicable, in the master reference set.*

*Copies of the master reference set are maintained at the NMED Hazardous Waste Bureau and the Directorate. The set was developed to ensure that the administrative authority has all material needed to review this document, and it is updated with every document submitted to the administrative authority. Documents previously submitted to the administrative authority are not included.*

LANL (Los Alamos National Laboratory), September 2005. "Investigation Report for Material Disposal Area G, Consolidated Unit 54-013(b)-99, at Technical Area 54," Los Alamos National Laboratory document LA-UR-05-6398, Los Alamos, New Mexico. (LANL 2005, 090513)

LANL (Los Alamos National Laboratory), March 2006. "Investigation Report for Material Disposal Area L, Solid Waste Management Unit 54-006, at Technical Area 54, Revision 1," Los Alamos National Laboratory document LA-UR-06-1564, Los Alamos, New Mexico. (LANL 2006, 091888)

LANL (Los Alamos National Laboratory), May 2007. "Addendum to the Investigation Report for Material Disposal Area L, Solid Waste Management Unit 54-006, at Technical Area 54," Los Alamos National Laboratory document LA-UR-07-3214, Los Alamos, New Mexico. (LANL 2007, 096409)

LANL (Los Alamos National Laboratory), September 2008. "Periodic Monitoring Report for White Rock Watershed, April 23–April 30, 2008," Los Alamos National Laboratory document LA-UR-08-5847, Los Alamos, New Mexico. (LANL 2008, 103737)

LANL (Los Alamos National Laboratory), August 2009. "Pajarito Canyon Investigation Report, Revision 1," Los Alamos National Laboratory document LA-UR-09-4670, Los Alamos, New Mexico. (LANL 2009, 106939)

LANL (Los Alamos National Laboratory), September 2011. "Corrective Measures Evaluation Report for Material Disposal Area L, Solid Waste Management Unit 54-006, at Technical Area 54, Revision 2," Los Alamos National Laboratory document LA-UR-11-4798, Los Alamos, New Mexico. (LANL 2011, 205756)

LANL (Los Alamos National Laboratory), September 2011. "Corrective Measures Evaluation Report for Material Disposal Area H, Solid Waste Management Unit 54-004, at Technical Area 54, Revision 1," Los Alamos National Laboratory document LA-UR-11-5079, Los Alamos, New Mexico. (LANL 2011, 206319)

LANL (Los Alamos National Laboratory), September 2011. "Corrective Measures Evaluation Report for Material Disposal Area G, Solid Waste Management Unit 54-013(b)-99, at Technical Area 54, Revision 3," Los Alamos National Laboratory document LA-UR-11-4910, Los Alamos, New Mexico. (LANL 2011, 206324)

LANL (Los Alamos National Laboratory), May 2013. "Interim Facility-Wide Groundwater Monitoring Plan for the 2014 Monitoring Year, October 2013–September 2014," Los Alamos National Laboratory document LA-UR-13-23479, Los Alamos, New Mexico. (LANL 2013, 241962)

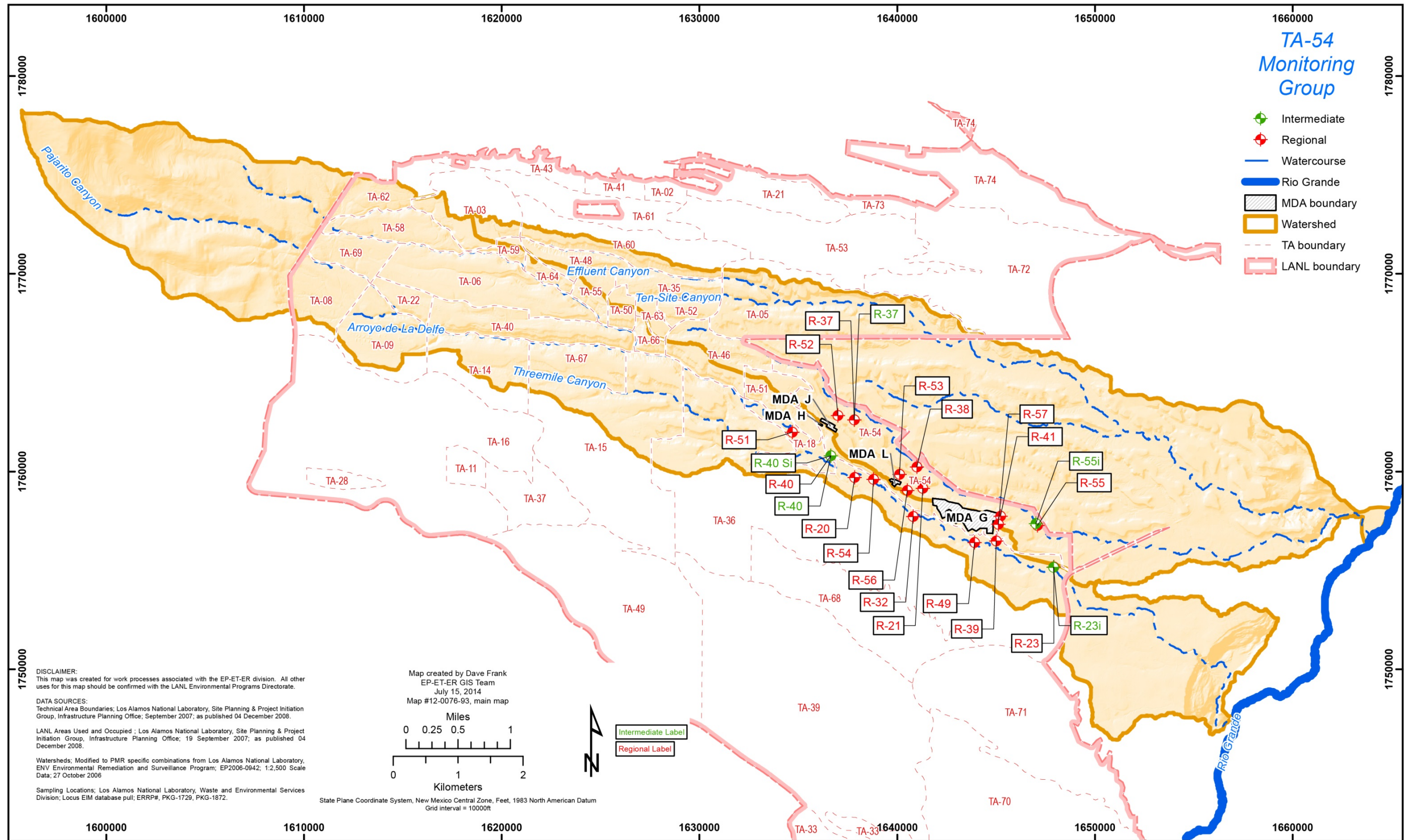


Figure 2.0-1 Locations scheduled to be monitored for this PME (see Table 3.4-1)



**Table 2.0-1  
TA-54 Monitoring Group Locations and General Information**

Location Name	Sample Collection Date	Screen Interval (ft)	Screen Top Depth (ft)	Screen Bottom Depth (ft)	Calculated Single Casing Volume (gal.)	Purge Volume (gal.)	Purge Rate (gpm*)
<b>Intermediate</b>							
R-23i S1	04/16/14	19.7	400.3	420	3.33	27.3	1.30
R-23i S2	04/16/14	9.9	470.2	480.1	36.81	111	1.20
R-23i S3	04/04/14	23	524	547	39.4	119.5	1.66
R-37 S1	06/10/14	20.7	929.3	950	150.30	153	0.74
R-40 S1	04/15/14	33.47	751.59	785.06	30.22	31	0.56
R-40 Si	04/15/14	19.35	649.67	669.02	12.9	39	0.76
R-55i	04/16/14	21.1	510	531.1	44.12	154	2.2
<b>Regional</b>							
R-20 S1	04/03/14	7.6	904.6	912.2	70.33	211	0.70
R-20 S2	04/01/14	7.6	1147.1	1154.7	41.02	152	1.6
R-21	04/11/14	18	888.8	906.8	201.22	606	3.06
R-23	04/04/14	57.2	816	873.2	44.9	166.5	11.1
R-32 S1	04/04/14	7.7	867.5	875.2	87.91	265.59	2.27
R-37 S2	04/16/14	20.6	1026	1046.6	52.63	320	10.0
R-38	04/01/14	10	821.2	831.2	41.8	126.9	2.7
R-39	04/14/14	10	859	869	47.92	166.65	3.03
R-40 S2	04/07/14	20.73	849.27	870	38.36	116	2.0
R-41 S2	04/14/14	9.7	965.3	975	35.66	107.25	2.75
R-49 S1	04/08/14	10	845	855	78.27	235.62	1.53
R-49 S2	04/07/14	20.8	905.6	926.4	58.14	175.2	2.4
R-51 S1	04/09/14	10.28	914.96	925.24	60.5	225	3.75
R-51 S2	04/09/14	10.04	1030.96	1041	91.09	274	3.75
R-52 S1	04/10/14	20.5	1035.24	1055.7	62.59	202.2	3.37
R-52 S2	04/10/14	10	1107	1117	43.04	129.87	3.33
R-53 S1	04/02/14	10	849.2	859.2	76.9	234	3.9
R-53 S2	04/02/14	20.5	959.7	980.2	94.5	285	3.8
R-54 S1	04/15/14	10	830	840	53.4	177.5	3.0
R-54 S2	04/15/14	10	915	925	61.2	183.6	3.06
R-55 S1	04/07/14	20.6	860	880.6	111.45	336	2.80
R-55 S2	04/07/14	21	994.4	1015.4	72.42	219	2.67
R-56 S1	04/17/14	20.6	945	965.6	84.29	253	4.16
R-56 S2	04/17/14	20.5	1046.6	1067.1	68.75	208	4.16
R-57 S1	04/03/14	20.5	910	930.5	70.8	213	3.57
R-57 S2	04/03/14	20.6	971.5	992.1	51	183	3.66

\* gpm = Gallons per minute.

**Table 3.4-1  
TA-54 Monitoring Group PME Observations and Deviations**

Location	Deviation	Cause	Comment
R-37 S1	Sampled 06/10/14	Sampling was postponed because of a pump failure.	Sampling was completed after pump was repaired.

**Table 3.4-2  
Analytes with MDLs above Screening Levels**

Analyte or CAS <sup>a</sup> No.	Analyte Name	MDL	PQL <sup>b</sup>	Screening Level	Unit	Screening-Level Type
<b>Semivolatile Organic Compounds</b>						
103-33-3	Azobenzene	2	10	1.2	µg/L	EPA Regional Tap
92-87-5	Benzidine	3	10	0.00110	µg/L	EPA Regional Tap
56-55-3	Benzo(a)anthracene	0.2	1	0.18	µg/L	NM HH OO <sup>c</sup>
50-32-8	Benzo(a)pyrene	0.2	1	0.18	µg/L	NM HH OO
205-99-2	Benzo(b)fluoranthene	0.2	1	0.18	µg/L	NM HH OO
111-44-4	Bis(2-chloroethyl)ether	2	10	0.14	µg/L	EPA Regional Tap
53-70-3	Dibenz(a,h)anthracene	0.2	1	0.034	µg/L	EPA Regional Tap
91-94-1	Dichlorobenzidine[3,3'-]	2	10	0.28	µg/L	NM HH OO
534-52-1	Dinitro-2-methylphenol[4,6-]	3	10	1.5	µg/L	EPA Regional Tap
118-74-1	Hexachlorobenzene	2	10	0.0029	µg/L	NM HH OO
193-39-5	Indeno(1,2,3-cd)pyrene	0.2	1	0.18	µg/L	NM HH OO
55-18-5	Nitrosodiethylamine[N-]	2	10	0.0017	µg/L	EPA Regional Tap
62-75-9	Nitrosodimethylamine[N-]	2	10	0.0049	µg/L	EPA Regional Tap
924-16-3	Nitroso-di-n-butylamine[N-]	3	10	0.027	µg/L	EPA Regional Tap
621-64-7	Nitroso-di-n-propylamine[N-]	2	10	0.11	µg/L	EPA Regional Tap
930-55-2	Nitrosopyrrolidine[N-]	2	10	0.37	µg/L	EPA Regional Tap
87-86-5	Pentachlorophenol	2	10	1	µg/L	EPA MCL
<b>Volatile Organic Compounds</b>						
107-02-8	Acrolein	1.3	5	0.042	µg/L	EPA Regional Tap
107-13-1	Acrylonitrile	1	5	0.52	µg/L	EPA Regional Tap
126-99-8	Chloro-1,3-butadiene[2-]	0.3	1	0.19	µg/L	EPA Regional Tap
96-12-8	Dibromo-3-chloropropane[1,2-]	0.3	1	0.2	µg/L	EPA MCL
106-93-4	Dibromoethane[1,2-]	0.25	1	1.9	µg/L	EPA MCL
96-18-4	Trichloropropane[1,2,3-]	0.3	1	0.0075	µg/L	EPA Regional Tap

Note: This table is applicable to samples reported in this PMR.

<sup>a</sup> CAS = Chemical Abstracts Service.

<sup>b</sup> PQL = Practical quantitation limit.

<sup>c</sup> NM HH OO = Human health organism only, New Mexico surface water standards.

**Table 4.2-1  
Sources of Screening Levels for Groundwater  
and Surface Water at Los Alamos National Laboratory**

Standard Source	Standard Type	Groundwater	Surface Water
DOE Order 458.1	DOE BCGs	n/a <sup>a</sup>	X <sup>b</sup>
DOE Order 458.1	DOE 100-mrem Public Dose DCS	X	n/a
DOE Order 458.1	DOE 4-mrem Drinking Water DCS	X	n/a
40 CFR <sup>c</sup> 141	EPA Primary Drinking Water Standard	X	n/a
EPA Regional Screening Levels for Chemical Contaminants at Superfund Sites	EPA Regional Screening Levels for Tap Water	X	n/a
20 NMAC.3.4	New Mexico Environmental Improvement Board Radiation Protection Standards	X	X
20 NMAC 6.2	NMWQCC Groundwater Standard	X	n/a
20 NMAC 6.4	NMWQCC Irrigation Standard	n/a	X
20 NMAC 6.4	NMWQCC Livestock Watering Standard	n/a	X
20 NMAC 6.4	NMWQCC Wildlife Habitat Standard	n/a	X
20 NMAC 6.4	NMWQCC Aquatic Life Standards Acute	n/a	X
20 NMAC 6.4	NMWQCC Aquatic Life Standards Chronic	n/a	X
20 NMAC 6.4	NMWQCC Human Health Standard	n/a	X

<sup>a</sup> n/a = Not applicable.

<sup>b</sup> X = Applied to data screen for this report.

<sup>c</sup> CFR = Code of Federal Regulations.

**Table 4.2-2  
TA-54 Monitoring Group Groundwater Results above Screening Levels**

Location	Date	Analyte	Field Prep Code	Result	Unit	Screening Level	Screening-Level Type
<b>Regional Aquifer</b>							
n/a*	n/a	No results above screening levels for this PME	n/a	n/a	n/a	n/a	n/a

\* n/a = Not applicable.





## **Appendix A**

---

*Field Parameter Results, Including Results from  
Previous Four Monitoring Events if Available*



Location	Depth (ft)	Date	Field Matrix	Analyte	Result	Unit	Sample
R-20 S1	904.6	04/03/14	WG <sup>a</sup>	Dissolved Oxygen	2.38	mg/L	CAPA-14-57731
R-20 S1	904.6	12/17/13	WG	Dissolved Oxygen	2.18	mg/L	CAPA-14-49376
R-20 S1	904.6	04/10/13	WG	Dissolved Oxygen	1.92	mg/L	CAPA-13-29560
R-20 S1	904.6	10/16/12	WG	Dissolved Oxygen	1.4	mg/L	CAPA-12-23795
R-20 S1	904.6	05/03/12	WG	Dissolved Oxygen	1.26	mg/L	CAPA-12-13225
R-20 S1	904.6	04/03/14	WG	Flow (in gpm)	0.7	gpm <sup>b</sup>	CAPA-14-57731
R-20 S1	904.6	07/27/11	WG	Flow (in gpm)	0.46	gpm	CAPA-11-22877
R-20 S1	904.6	04/20/11	WG	Flow (in gpm)	0.38	gpm	CAPA-11-9309
R-20 S1	904.6	01/27/11	WG	Flow (in gpm)	0.15	gpm	CAPA-11-3007
R-20 S1	904.6	01/27/11	WG	Flow (in gpm)	0.2	gpm	CAPA-11-3484
R-20 S1	904.6	01/26/11	WG	Flow (in gpm)	0.7	gpm	CAPA-11-3472
R-20 S1	904.6	01/26/11	WG	Flow (in gpm)	0.7	gpm	CAPA-11-3479
R-20 S1	904.6	04/03/14	WG	Oxidation-Reduction Potential	-43.4	mV	CAPA-14-57731
R-20 S1	904.6	12/17/13	WG	Oxidation-Reduction Potential	-19.2	mV	CAPA-14-49376
R-20 S1	904.6	04/10/13	WG	Oxidation-Reduction Potential	-149.2	mV	CAPA-13-29560
R-20 S1	904.6	10/16/12	WG	Oxidation-Reduction Potential	-85.7	mV	CAPA-12-23795
R-20 S1	904.6	05/03/12	WG	Oxidation-Reduction Potential	66.9	mV	CAPA-12-13225
R-20 S1	904.6	04/03/14	WG	pH	8.26	SU <sup>c</sup>	CAPA-14-57731
R-20 S1	904.6	12/17/13	WG	pH	8.28	SU	CAPA-14-49376
R-20 S1	904.6	04/10/13	WG	pH	8.43	SU	CAPA-13-29560
R-20 S1	904.6	10/16/12	WG	pH	8.38	SU	CAPA-12-23795
R-20 S1	904.6	05/03/12	WG	pH	8.33	SU	CAPA-12-13225
R-20 S1	904.6	04/03/14	WG	Specific Conductance	140	μS/cm	CAPA-14-57731
R-20 S1	904.6	12/17/13	WG	Specific Conductance	142	μS/cm	CAPA-14-49376
R-20 S1	904.6	04/10/13	WG	Specific Conductance	139	μS/cm	CAPA-13-29560
R-20 S1	904.6	10/16/12	WG	Specific Conductance	143	μS/cm	CAPA-12-23795
R-20 S1	904.6	05/03/12	WG	Specific Conductance	146	μS/cm	CAPA-12-13225
R-20 S1	904.6	04/03/14	WG	Temperature	18.14	deg C	CAPA-14-57731
R-20 S1	904.6	12/17/13	WG	Temperature	17.29	deg C	CAPA-14-49376

Location	Depth (ft)	Date	Field Matrix	Analyte	Result	Unit	Sample
R-20 S1	904.6	04/10/13	WG	Temperature	17.7	deg C	CAPA-13-29560
R-20 S1	904.6	10/16/12	WG	Temperature	17.97	deg C	CAPA-12-23795
R-20 S1	904.6	05/03/12	WG	Temperature	18.47	deg C	CAPA-12-13225
R-20 S1	904.6	04/03/14	WG	Turbidity	2.43	NTU <sup>d</sup>	CAPA-14-57731
R-20 S1	904.6	12/17/13	WG	Turbidity	0.3	NTU	CAPA-14-49376
R-20 S1	904.6	04/10/13	WG	Turbidity	1.1	NTU	CAPA-13-29560
R-20 S1	904.6	10/16/12	WG	Turbidity	1.97	NTU	CAPA-12-23795
R-20 S1	904.6	05/03/12	WG	Turbidity	5.74	NTU	CAPA-12-13225
R-20 S2	1147.1	04/01/14	WG	Dissolved Oxygen	3.26	mg/L	CAPA-14-57732
R-20 S2	1147.1	12/06/13	WG	Dissolved Oxygen	2.5	mg/L	CAPA-14-49377
R-20 S2	1147.1	04/08/13	WG	Dissolved Oxygen	2.56	mg/L	CAPA-13-29561
R-20 S2	1147.1	04/08/13	WG	Dissolved Oxygen	3.28	mg/L	CAPA-13-30294
R-20 S2	1147.1	10/17/12	WG	Dissolved Oxygen	2.34	mg/L	CAPA-12-23796
R-20 S2	1147.1	05/01/12	WG	Dissolved Oxygen	2.44	mg/L	CAPA-12-13226
R-20 S2	1147.1	05/01/12	WG	Dissolved Oxygen	2.44	mg/L	CAPA-12-13226
R-20 S2	1147.1	04/01/14	WG	Flow (in gpm)	1.6	gpm	CAPA-14-57732
R-20 S2	1147.1	12/06/13	WG	Flow (in gpm)	1.6	gpm	CAPA-14-49377
R-20 S2	1147.1	10/27/11	WG	Flow (in gpm)	1.56	gpm	CAPA-12-1138
R-20 S2	1147.1	07/25/11	WG	Flow (in gpm)	1.4	gpm	CAPA-11-22881
R-20 S2	1147.1	04/25/11	WG	Flow (in gpm)	1.5	gpm	CAPA-11-9314
R-20 S2	1147.1	04/01/14	WG	Oxidation-Reduction Potential	-7.1	mV	CAPA-14-57732
R-20 S2	1147.1	12/06/13	WG	Oxidation-Reduction Potential	-20.9	mV	CAPA-14-49377
R-20 S2	1147.1	04/08/13	WG	Oxidation-Reduction Potential	-141	mV	CAPA-13-29561
R-20 S2	1147.1	04/08/13	WG	Oxidation-Reduction Potential	-118.7	mV	CAPA-13-30294
R-20 S2	1147.1	10/17/12	WG	Oxidation-Reduction Potential	-124.2	mV	CAPA-12-23796
R-20 S2	1147.1	05/01/12	WG	Oxidation-Reduction Potential	-12.2	mV	CAPA-12-13226
R-20 S2	1147.1	05/01/12	WG	Oxidation-Reduction Potential	-12.2	mV	CAPA-12-13226
R-20 S2	1147.1	04/01/14	WG	pH	7.83	SU	CAPA-14-57732
R-20 S2	1147.1	12/06/13	WG	pH	7.71	SU	CAPA-14-49377

Location	Depth (ft)	Date	Field Matrix	Analyte	Result	Unit	Sample
R-20 S2	1147.1	04/08/13	WG	pH	7.93	SU	CAPA-13-29561
R-20 S2	1147.1	04/08/13	WG	pH	7.95	SU	CAPA-13-30294
R-20 S2	1147.1	10/17/12	WG	pH	7.88	SU	CAPA-12-23796
R-20 S2	1147.1	05/01/12	WG	pH	7.82	SU	CAPA-12-13226
R-20 S2	1147.1	05/01/12	WG	pH	7.82	SU	CAPA-12-13226
R-20 S2	1147.1	04/01/14	WG	Specific Conductance	147	µS/cm	CAPA-14-57732
R-20 S2	1147.1	12/06/13	WG	Specific Conductance	147	µS/cm	CAPA-14-49377
R-20 S2	1147.1	04/08/13	WG	Specific Conductance	140	µS/cm	CAPA-13-29561
R-20 S2	1147.1	04/08/13	WG	Specific Conductance	132	µS/cm	CAPA-13-30294
R-20 S2	1147.1	10/17/12	WG	Specific Conductance	136	µS/cm	CAPA-12-23796
R-20 S2	1147.1	05/01/12	WG	Specific Conductance	152	µS/cm	CAPA-12-13226
R-20 S2	1147.1	05/01/12	WG	Specific Conductance	152	µS/cm	CAPA-12-13226
R-20 S2	1147.1	04/01/14	WG	Temperature	20.58	deg C	CAPA-14-57732
R-20 S2	1147.1	12/06/13	WG	Temperature	17.8	deg C	CAPA-14-49377
R-20 S2	1147.1	04/08/13	WG	Temperature	19.47	deg C	CAPA-13-29561
R-20 S2	1147.1	04/08/13	WG	Temperature	20.06	deg C	CAPA-13-30294
R-20 S2	1147.1	10/17/12	WG	Temperature	20.02	deg C	CAPA-12-23796
R-20 S2	1147.1	05/01/12	WG	Temperature	20.46	deg C	CAPA-12-13226
R-20 S2	1147.1	05/01/12	WG	Temperature	20.46	deg C	CAPA-12-13226
R-20 S2	1147.1	04/01/14	WG	Turbidity	0.8	NTU	CAPA-14-57732
R-20 S2	1147.1	12/06/13	WG	Turbidity	0.2	NTU	CAPA-14-49377
R-20 S2	1147.1	04/08/13	WG	Turbidity	0.16	NTU	CAPA-13-29561
R-20 S2	1147.1	04/08/13	WG	Turbidity	0.22	NTU	CAPA-13-30294
R-20 S2	1147.1	10/17/12	WG	Turbidity	0.51	NTU	CAPA-12-23796
R-20 S2	1147.1	05/01/12	WG	Turbidity	0.71	NTU	CAPA-12-13226
R-20 S2	1147.1	05/01/12	WG	Turbidity	0.71	NTU	CAPA-12-13226
R-21	888.8	04/11/14	WG	Dissolved Oxygen	6.29	mg/L	CAMO-14-57540
R-21	888.8	12/09/13	WG	Dissolved Oxygen	6.4	mg/L	CAMO-14-49327
R-21	888.8	04/22/13	WG	Dissolved Oxygen	6.24	mg/L	CAMO-13-29625

Location	Depth (ft)	Date	Field Matrix	Analyte	Result	Unit	Sample
R-21	888.8	10/15/12	WG	Dissolved Oxygen	7.98	mg/L	CAMO-12-23851
R-21	888.8	05/02/12	WG	Dissolved Oxygen	6.25	mg/L	CAPA-12-13259
R-21	888.8	04/11/14	WG	Flow (in gpm)	3.06	gpm	CAMO-14-57540
R-21	888.8	11/03/11	WG	Flow (in gpm)	3.2	gpm	CAPA-12-1173
R-21	888.8	07/21/11	WG	Flow (in gpm)	3.2	gpm	CAPA-11-22884
R-21	888.8	04/19/11	WG	Flow (in gpm)	3.4	gpm	CAPA-11-9316
R-21	888.8	01/27/11	WG	Flow (in gpm)	3.3	gpm	CAPA-11-3013
R-21	888.8	04/11/14	WG	Oxidation-Reduction Potential	16.6	mV	CAMO-14-57540
R-21	888.8	12/09/13	WG	Oxidation-Reduction Potential	91.4	mV	CAMO-14-49327
R-21	888.8	04/22/13	WG	Oxidation-Reduction Potential	121.8	mV	CAMO-13-29625
R-21	888.8	10/15/12	WG	Oxidation-Reduction Potential	61.8	mV	CAMO-12-23851
R-21	888.8	05/02/12	WG	Oxidation-Reduction Potential	165.4	mV	CAPA-12-13259
R-21	888.8	04/11/14	WG	pH	7.91	SU	CAMO-14-57540
R-21	888.8	12/09/13	WG	pH	7.98	SU	CAMO-14-49327
R-21	888.8	04/22/13	WG	pH	7.93	SU	CAMO-13-29625
R-21	888.8	10/15/12	WG	pH	7.98	SU	CAMO-12-23851
R-21	888.8	05/02/12	WG	pH	8.09	SU	CAPA-12-13259
R-21	888.8	04/11/14	WG	Specific Conductance	126	µS/cm	CAMO-14-57540
R-21	888.8	12/09/13	WG	Specific Conductance	126	µS/cm	CAMO-14-49327
R-21	888.8	04/22/13	WG	Specific Conductance	124	µS/cm	CAMO-13-29625
R-21	888.8	10/15/12	WG	Specific Conductance	122	µS/cm	CAMO-12-23851
R-21	888.8	05/02/12	WG	Specific Conductance	129	µS/cm	CAPA-12-13259
R-21	888.8	04/11/14	WG	Temperature	21.42	deg C	CAMO-14-57540
R-21	888.8	12/09/13	WG	Temperature	19.93	deg C	CAMO-14-49327
R-21	888.8	04/22/13	WG	Temperature	21.99	deg C	CAMO-13-29625
R-21	888.8	10/15/12	WG	Temperature	21.33	deg C	CAMO-12-23851
R-21	888.8	05/02/12	WG	Temperature	21.79	deg C	CAPA-12-13259
R-21	888.8	04/11/14	WG	Turbidity	0.23	NTU	CAMO-14-57540
R-21	888.8	12/09/13	WG	Turbidity	0	NTU	CAMO-14-49327

Location	Depth (ft)	Date	Field Matrix	Analyte	Result	Unit	Sample
R-21	888.8	04/22/13	WG	Turbidity	0	NTU	CAMO-13-29625
R-21	888.8	10/15/12	WG	Turbidity	0.2	NTU	CAMO-12-23851
R-21	888.8	05/02/12	WG	Turbidity	0.27	NTU	CAPA-12-13259
R-23	816	04/04/14	WG	Dissolved Oxygen	6.79	mg/L	CAPA-14-57733
R-23	816	01/07/14	WG	Dissolved Oxygen	6.71	mg/L	CAPA-14-49709
R-23	816	12/04/13	WG	Dissolved Oxygen	6.86	mg/L	CAPA-14-49378
R-23	816	04/23/13	WG	Dissolved Oxygen	6.91	mg/L	CAPA-13-29562
R-23	816	10/12/12	WG	Dissolved Oxygen	6.88	mg/L	CAPA-12-23797
R-23	816	04/04/14	WG	Flow (in gpm)	11.1	gpm	CAPA-14-57733
R-23	816	01/07/14	WG	Flow (in gpm)	10	gpm	CAPA-14-49709
R-23	816	12/04/13	WG	Flow (in gpm)	10	gpm	CAPA-14-49378
R-23	816	10/26/11	WG	Flow (in gpm)	9.8	gpm	CAPA-12-1139
R-23	816	07/22/11	WG	Flow (in gpm)	9.5	gpm	CAPA-11-22870
R-23	816	04/04/14	WG	Oxidation-Reduction Potential	84.8	mV	CAPA-14-57733
R-23	816	01/07/14	WG	Oxidation-Reduction Potential	125.2	mV	CAPA-14-49709
R-23	816	12/04/13	WG	Oxidation-Reduction Potential	155.6	mV	CAPA-14-49378
R-23	816	04/23/13	WG	Oxidation-Reduction Potential	252.1	mV	CAPA-13-29562
R-23	816	10/12/12	WG	Oxidation-Reduction Potential	69	mV	CAPA-12-23797
R-23	816	04/04/14	WG	pH	8.06	SU	CAPA-14-57733
R-23	816	01/07/14	WG	pH	8.12	SU	CAPA-14-49709
R-23	816	12/04/13	WG	pH	8.01	SU	CAPA-14-49378
R-23	816	04/23/13	WG	pH	8.02	SU	CAPA-13-29562
R-23	816	10/12/12	WG	pH	8.02	SU	CAPA-12-23797
R-23	816	04/04/14	WG	Specific Conductance	172	µS/cm	CAPA-14-57733
R-23	816	01/07/14	WG	Specific Conductance	169	µS/cm	CAPA-14-49709
R-23	816	12/04/13	WG	Specific Conductance	168	µS/cm	CAPA-14-49378
R-23	816	04/23/13	WG	Specific Conductance	168	µS/cm	CAPA-13-29562
R-23	816	10/12/12	WG	Specific Conductance	162	µS/cm	CAPA-12-23797
R-23	816	04/04/14	WG	Temperature	21.4	deg C	CAPA-14-57733

Location	Depth (ft)	Date	Field Matrix	Analyte	Result	Unit	Sample
R-23	816	01/07/14	WG	Temperature	21.5	deg C	CAPA-14-49709
R-23	816	12/04/13	WG	Temperature	20.77	deg C	CAPA-14-49378
R-23	816	04/23/13	WG	Temperature	20.86	deg C	CAPA-13-29562
R-23	816	10/12/12	WG	Temperature	20.75	deg C	CAPA-12-23797
R-23	816	04/04/14	WG	Turbidity	0	NTU	CAPA-14-57733
R-23	816	01/07/14	WG	Turbidity	0	NTU	CAPA-14-49709
R-23	816	12/04/13	WG	Turbidity	0.4	NTU	CAPA-14-49378
R-23	816	04/23/13	WG	Turbidity	0.6	NTU	CAPA-13-29562
R-23	816	10/12/12	WG	Turbidity	0.6	NTU	CAPA-12-23797
R-23i S1	400.3	04/16/14	WG	Dissolved Oxygen	6.54	mg/L	CAPA-14-57734
R-23i S1	400.3	12/03/13	WG	Dissolved Oxygen	6.59	mg/L	CAPA-14-49379
R-23i S1	400.3	04/22/13	WG	Dissolved Oxygen	6.61	mg/L	CAPA-13-29563
R-23i S1	400.3	10/09/12	WG	Dissolved Oxygen	6.93	mg/L	CAPA-12-23798
R-23i S1	400.3	05/10/12	WG	Dissolved Oxygen	6.49	mg/L	CAPA-12-13228
R-23i S1	400.3	04/16/14	WG	Flow (in gpm)	1.3	gpm	CAPA-14-57734
R-23i S1	400.3	11/04/11	WG	Flow (in gpm)	0.9	gpm	CAPA-12-1113
R-23i S1	400.3	07/25/11	WG	Flow (in gpm)	0.4	gpm	CAPA-11-22843
R-23i S1	400.3	04/28/11	WG	Flow (in gpm)	0.8	gpm	CAPA-11-9568
R-23i S1	400.3	01/14/11	WG	Flow (in gpm)	0.6	gpm	CAPA-11-2958
R-23i S1	400.3	04/16/14	WG	Oxidation-Reduction Potential	86.3	mV	CAPA-14-57734
R-23i S1	400.3	12/03/13	WG	Oxidation-Reduction Potential	130	mV	CAPA-14-49379
R-23i S1	400.3	04/22/13	WG	Oxidation-Reduction Potential	237.7	mV	CAPA-13-29563
R-23i S1	400.3	10/09/12	WG	Oxidation-Reduction Potential	248.3	mV	CAPA-12-23798
R-23i S1	400.3	05/10/12	WG	Oxidation-Reduction Potential	191.1	mV	CAPA-12-13228
R-23i S1	400.3	04/16/14	WG	pH	7.51	SU	CAPA-14-57734
R-23i S1	400.3	12/03/13	WG	pH	7.49	SU	CAPA-14-49379
R-23i S1	400.3	04/22/13	WG	pH	7.66	SU	CAPA-13-29563
R-23i S1	400.3	10/09/12	WG	pH	7.78	SU	CAPA-12-23798
R-23i S1	400.3	05/10/12	WG	pH	7.71	SU	CAPA-12-13228



Location	Depth (ft)	Date	Field Matrix	Analyte	Result	Unit	Sample
R-23i S1	400.3	04/16/14	WG	Specific Conductance	411	µS/cm	CAPA-14-57734
R-23i S1	400.3	12/03/13	WG	Specific Conductance	368	µS/cm	CAPA-14-49379
R-23i S1	400.3	04/22/13	WG	Specific Conductance	279	µS/cm	CAPA-13-29563
R-23i S1	400.3	10/09/12	WG	Specific Conductance	282	µS/cm	CAPA-12-23798
R-23i S1	400.3	05/10/12	WG	Specific Conductance	285	µS/cm	CAPA-12-13228
R-23i S1	400.3	04/16/14	WG	Temperature	15.15	deg C	CAPA-14-57734
R-23i S1	400.3	12/03/13	WG	Temperature	15.06	deg C	CAPA-14-49379
R-23i S1	400.3	04/22/13	WG	Temperature	14.81	deg C	CAPA-13-29563
R-23i S1	400.3	10/09/12	WG	Temperature	15.77	deg C	CAPA-12-23798
R-23i S1	400.3	05/10/12	WG	Temperature	15.09	deg C	CAPA-12-13228
R-23i S1	400.3	04/16/14	WG	Turbidity	8.5	NTU	CAPA-14-57734
R-23i S1	400.3	12/03/13	WG	Turbidity	4.5	NTU	CAPA-14-49379
R-23i S1	400.3	04/22/13	WG	Turbidity	23.3	NTU	CAPA-13-29563
R-23i S1	400.3	10/09/12	WG	Turbidity	4.94	NTU	CAPA-12-23798
R-23i S1	400.3	05/10/12	WG	Turbidity	5.24	NTU	CAPA-12-13228
R-23i S2	470.2	04/16/14	WG	Dissolved Oxygen	6	mg/L	CAPA-14-57735
R-23i S2	470.2	12/03/13	WG	Dissolved Oxygen	6.15	mg/L	CAPA-14-49380
R-23i S2	470.2	04/22/13	WG	Dissolved Oxygen	5.97	mg/L	CAPA-13-29564
R-23i S2	470.2	10/17/12	WG	Dissolved Oxygen	5.77	mg/L	CAPA-12-23799
R-23i S2	470.2	05/01/12	WG	Dissolved Oxygen	5.61	mg/L	CAPA-12-13229
R-23i S2	470.2	05/01/12	WG	Dissolved Oxygen	5.61	mg/L	CAPA-12-13229
R-23i S2	470.2	04/16/14	WG	Flow (in gpm)	1.2	gpm	CAPA-14-57735
R-23i S2	470.2	10/20/11	WG	Flow (in gpm)	1.2	gpm	CAPA-12-1119
R-23i S2	470.2	07/26/11	WG	Flow (in gpm)	1.1	gpm	CAPA-11-22677
R-23i S2	470.2	05/03/11	WG	Flow (in gpm)	1.05	gpm	CAPA-11-9574
R-23i S2	470.2	01/18/11	WG	Flow (in gpm)	1.1	gpm	CAPA-11-2962
R-23i S2	470.2	04/16/14	WG	Oxidation-Reduction Potential	120.3	mV	CAPA-14-57735
R-23i S2	470.2	12/03/13	WG	Oxidation-Reduction Potential	119	mV	CAPA-14-49380
R-23i S2	470.2	04/22/13	WG	Oxidation-Reduction Potential	198.7	mV	CAPA-13-29564

Location	Depth (ft)	Date	Field Matrix	Analyte	Result	Unit	Sample
R-23i S2	470.2	10/17/12	WG	Oxidation-Reduction Potential	166	mV	CAPA-12-23799
R-23i S2	470.2	05/01/12	WG	Oxidation-Reduction Potential	93.2	mV	CAPA-12-13229
R-23i S2	470.2	04/16/14	WG	pH	8.13	SU	CAPA-14-57735
R-23i S2	470.2	12/03/13	WG	pH	7.95	SU	CAPA-14-49380
R-23i S2	470.2	04/22/13	WG	pH	8.15	SU	CAPA-13-29564
R-23i S2	470.2	10/17/12	WG	pH	8.18	SU	CAPA-12-23799
R-23i S2	470.2	05/01/12	WG	pH	8	SU	CAPA-12-13229
R-23i S2	470.2	04/16/14	WG	Specific Conductance	2.04	µS/cm	CAPA-14-57735
R-23i S2	470.2	12/03/13	WG	Specific Conductance	205	µS/cm	CAPA-14-49380
R-23i S2	470.2	04/22/13	WG	Specific Conductance	202	µS/cm	CAPA-13-29564
R-23i S2	470.2	10/17/12	WG	Specific Conductance	184	µS/cm	CAPA-12-23799
R-23i S2	470.2	05/01/12	WG	Specific Conductance	184	µS/cm	CAPA-12-13229
R-23i S2	470.2	04/16/14	WG	Temperature	16.41	deg C	CAPA-14-57735
R-23i S2	470.2	12/03/13	WG	Temperature	15.64	deg C	CAPA-14-49380
R-23i S2	470.2	04/22/13	WG	Temperature	15.5	deg C	CAPA-13-29564
R-23i S2	470.2	10/17/12	WG	Temperature	15.59	deg C	CAPA-12-23799
R-23i S2	470.2	05/01/12	WG	Temperature	16	deg C	CAPA-12-13229
R-23i S2	470.2	04/16/14	WG	Turbidity	1.2	NTU	CAPA-14-57735
R-23i S2	470.2	12/03/13	WG	Turbidity	6.7	NTU	CAPA-14-49380
R-23i S2	470.2	04/22/13	WG	Turbidity	7.8	NTU	CAPA-13-29564
R-23i S2	470.2	10/17/12	WG	Turbidity	0.46	NTU	CAPA-12-23799
R-23i S2	470.2	05/01/12	WG	Turbidity	0.71	NTU	CAPA-12-13229
R-23i S3	524	04/04/14	WG	Dissolved Oxygen	7.11	mg/L	CAPA-14-57736
R-23i S3	524	12/04/13	WG	Dissolved Oxygen	6.74	mg/L	CAPA-14-49381
R-23i S3	524	04/23/13	WG	Dissolved Oxygen	7.46	mg/L	CAPA-13-29565
R-23i S3	524	10/10/12	WG	Dissolved Oxygen	6.79	mg/L	CAPA-12-23800
R-23i S3	524	04/30/12	WG	Dissolved Oxygen	3.6	mg/L	CAPA-12-13230
R-23i S3	524	04/04/14	WG	Flow (in gpm)	1.66	gpm	CAPA-14-57736
R-23i S3	524	12/04/13	WG	Flow (in gpm)	1.6	gpm	CAPA-14-49381

Location	Depth (ft)	Date	Field Matrix	Analyte	Result	Unit	Sample
R-23i S3	524	10/26/11	WG	Flow (in gpm)	1.9	gpm	CAPA-12-1121
R-23i S3	524	07/29/11	WG	Flow (in gpm)	1.5	gpm	CAPA-11-14694
R-23i S3	524	07/29/11	WG	Flow (in gpm)	1.5	gpm	CAPA-11-14696
R-23i S3	524	07/29/11	WG	Flow (in gpm)	1.5	gpm	CAPA-11-14698
R-23i S3	524	07/29/11	WG	Flow (in gpm)	1.5	gpm	CAPA-11-22845
R-23i S3	524	04/18/11	WG	Flow (in gpm)	1.5	gpm	CAPA-11-9575
R-23i S3	524	04/04/14	WG	Oxidation-Reduction Potential	87.8	mV	CAPA-14-57736
R-23i S3	524	12/04/13	WG	Oxidation-Reduction Potential	84.5	mV	CAPA-14-49381
R-23i S3	524	04/23/13	WG	Oxidation-Reduction Potential	180.2	mV	CAPA-13-29565
R-23i S3	524	10/10/12	WG	Oxidation-Reduction Potential	47.1	mV	CAPA-12-23800
R-23i S3	524	04/30/12	WG	Oxidation-Reduction Potential	-46.7	mV	CAPA-12-13230
R-23i S3	524	04/04/14	WG	pH	8.18	SU	CAPA-14-57736
R-23i S3	524	12/04/13	WG	pH	8.13	SU	CAPA-14-49381
R-23i S3	524	04/23/13	WG	pH	8.17	SU	CAPA-13-29565
R-23i S3	524	10/10/12	WG	pH	8.21	SU	CAPA-12-23800
R-23i S3	524	04/30/12	WG	pH	7.64	SU	CAPA-12-13230
R-23i S3	524	04/04/14	WG	Specific Conductance	202	µS/cm	CAPA-14-57736
R-23i S3	524	12/04/13	WG	Specific Conductance	201	µS/cm	CAPA-14-49381
R-23i S3	524	04/23/13	WG	Specific Conductance	192	µS/cm	CAPA-13-29565
R-23i S3	524	10/10/12	WG	Specific Conductance	191	µS/cm	CAPA-12-23800
R-23i S3	524	04/30/12	WG	Specific Conductance	235	µS/cm	CAPA-12-13230
R-23i S3	524	04/04/14	WG	Temperature	17.14	deg C	CAPA-14-57736
R-23i S3	524	12/04/13	WG	Temperature	16.2	deg C	CAPA-14-49381
R-23i S3	524	04/23/13	WG	Temperature	17.08	deg C	CAPA-13-29565
R-23i S3	524	10/10/12	WG	Temperature	17.25	deg C	CAPA-12-23800
R-23i S3	524	04/30/12	WG	Temperature	19.15	deg C	CAPA-12-13230
R-23i S3	524	04/04/14	WG	Turbidity	0.4	NTU	CAPA-14-57736
R-23i S3	524	12/04/13	WG	Turbidity	0.9	NTU	CAPA-14-49381
R-23i S3	524	04/23/13	WG	Turbidity	0.5	NTU	CAPA-13-29565

Location	Depth (ft)	Date	Field Matrix	Analyte	Result	Unit	Sample
R-23i S3	524	10/10/12	WG	Turbidity	1.64	NTU	CAPA-12-23800
R-23i S3	524	04/30/12	WG	Turbidity	0.71	NTU	CAPA-12-13230
R-32 S1	867.5	04/04/14	WG	Dissolved Oxygen	4.32	mg/L	CAPA-14-57737
R-32 S1	867.5	12/04/13	WG	Dissolved Oxygen	4.03	mg/L	CAPA-14-49382
R-32 S1	867.5	04/09/13	WG	Dissolved Oxygen	4.08	mg/L	CAPA-13-29566
R-32 S1	867.5	10/19/12	WG	Dissolved Oxygen	4.14	mg/L	CAPA-12-23801
R-32 S1	867.5	04/25/12	WG	Dissolved Oxygen	3.96	mg/L	CAPA-12-13231
R-32 S1	867.5	04/04/14	WG	Flow (in gpm)	2.27	gpm	CAPA-14-57737
R-32 S1	867.5	12/04/13	WG	Flow (in gpm)	2.24	gpm	CAPA-14-49382
R-32 S1	867.5	10/20/11	WG	Flow (in gpm)	2	gpm	CAPA-12-1143
R-32 S1	867.5	07/27/11	WG	Flow (in gpm)	2	gpm	CAPA-11-14782
R-32 S1	867.5	07/27/11	WG	Flow (in gpm)	2	gpm	CAPA-11-22695
R-32 S1	867.5	07/27/11	WG	Flow (in gpm)	2	gpm	CAPA-11-14778
R-32 S1	867.5	07/27/11	WG	Flow (in gpm)	2	gpm	CAPA-11-14780
R-32 S1	867.5	05/02/11	WG	Flow (in gpm)	1.7	gpm	CAPA-11-9318
R-32 S1	867.5	04/04/14	WG	Oxidation-Reduction Potential	62.7	mV	CAPA-14-57737
R-32 S1	867.5	12/04/13	WG	Oxidation-Reduction Potential	45.3	mV	CAPA-14-49382
R-32 S1	867.5	04/09/13	WG	Oxidation-Reduction Potential	23.5	mV	CAPA-13-29566
R-32 S1	867.5	10/19/12	WG	Oxidation-Reduction Potential	133.7	mV	CAPA-12-23801
R-32 S1	867.5	04/25/12	WG	Oxidation-Reduction Potential	59.1	mV	CAPA-12-13231
R-32 S1	867.5	04/04/14	WG	pH	6.89	SU	CAPA-14-57737
R-32 S1	867.5	12/04/13	WG	pH	6.9	SU	CAPA-14-49382
R-32 S1	867.5	04/09/13	WG	pH	6.91	SU	CAPA-13-29566
R-32 S1	867.5	10/19/12	WG	pH	6.94	SU	CAPA-12-23801
R-32 S1	867.5	04/25/12	WG	pH	6.99	SU	CAPA-12-13231
R-32 S1	867.5	04/04/14	WG	Specific Conductance	168	µS/cm	CAPA-14-57737
R-32 S1	867.5	12/04/13	WG	Specific Conductance	167	µS/cm	CAPA-14-49382
R-32 S1	867.5	04/09/13	WG	Specific Conductance	164	µS/cm	CAPA-13-29566
R-32 S1	867.5	10/19/12	WG	Specific Conductance	169	µS/cm	CAPA-12-23801

Location	Depth (ft)	Date	Field Matrix	Analyte	Result	Unit	Sample
R-32 S1	867.5	04/25/12	WG	Specific Conductance	169	µS/cm	CAPA-12-13231
R-32 S1	867.5	04/04/14	WG	Temperature	18.18	deg C	CAPA-14-57737
R-32 S1	867.5	12/04/13	WG	Temperature	18.11	deg C	CAPA-14-49382
R-32 S1	867.5	04/09/13	WG	Temperature	16.1	deg C	CAPA-13-29566
R-32 S1	867.5	10/19/12	WG	Temperature	18.77	deg C	CAPA-12-23801
R-32 S1	867.5	04/25/12	WG	Temperature	19.21	deg C	CAPA-12-13231
R-32 S1	867.5	04/04/14	WG	Turbidity	0.7	NTU	CAPA-14-57737
R-32 S1	867.5	12/04/13	WG	Turbidity	0.53	NTU	CAPA-14-49382
R-32 S1	867.5	04/09/13	WG	Turbidity	0.3	NTU	CAPA-13-29566
R-32 S1	867.5	10/19/12	WG	Turbidity	0.9	NTU	CAPA-12-23801
R-32 S1	867.5	04/25/12	WG	Turbidity	0.81	NTU	CAPA-12-13231
R-37 S1	929.3	06/10/14	WG	Dissolved Oxygen	2.61	mg/L	CAMO-14-57541
R-37 S1	929.3	12/05/13	WG	Dissolved Oxygen	1.9	mg/L	CAMO-14-49328
R-37 S1	929.3	07/11/13	WG	Dissolved Oxygen	1.97	mg/L	CAMO-13-36941
R-37 S1	929.3	04/17/13	WG	Dissolved Oxygen	1.7	mg/L	CAMO-13-29626
R-37 S1	929.3	01/25/13	WG	Dissolved Oxygen	1.74	mg/L	CAMO-13-26655
R-37 S1	929.3	06/10/14	WG	Flow (in gpm)	0.74	gpm	CAMO-14-57541
R-37 S1	929.3	10/28/11	WG	Flow (in gpm)	0.76	gpm	CAPA-12-1127
R-37 S1	929.3	07/19/11	WG	Flow (in gpm)	0.8	gpm	CAPA-11-22854
R-37 S1	929.3	05/03/11	WG	Flow (in gpm)	0.73	gpm	CAPA-11-9298
R-37 S1	929.3	01/21/11	WG	Flow (in gpm)	0.76	gpm	CAPA-11-2990
R-37 S1	929.3	06/10/14	WG	Oxidation-Reduction Potential	59	mV	CAMO-14-57541
R-37 S1	929.3	12/05/13	WG	Oxidation-Reduction Potential	129.3	mV	CAMO-14-49328
R-37 S1	929.3	07/11/13	WG	Oxidation-Reduction Potential	154.5	mV	CAMO-13-36941
R-37 S1	929.3	04/17/13	WG	Oxidation-Reduction Potential	174.7	mV	CAMO-13-29626
R-37 S1	929.3	01/25/13	WG	Oxidation-Reduction Potential	14.5	mV	CAMO-13-26655
R-37 S1	929.3	06/10/14	WG	pH	8.19	SU	CAMO-14-57541
R-37 S1	929.3	12/05/13	WG	pH	8.3	SU	CAMO-14-49328
R-37 S1	929.3	07/11/13	WG	pH	8.31	SU	CAMO-13-36941

Location	Depth (ft)	Date	Field Matrix	Analyte	Result	Unit	Sample
R-37 S1	929.3	04/17/13	WG	pH	8.23	SU	CAMO-13-29626
R-37 S1	929.3	01/25/13	WG	pH	8.3	SU	CAMO-13-26655
R-37 S1	929.3	06/10/14	WG	Specific Conductance	237	µS/cm	CAMO-14-57541
R-37 S1	929.3	12/05/13	WG	Specific Conductance	234	µS/cm	CAMO-14-49328
R-37 S1	929.3	07/11/13	WG	Specific Conductance	223	µS/cm	CAMO-13-36941
R-37 S1	929.3	04/17/13	WG	Specific Conductance	222	µS/cm	CAMO-13-29626
R-37 S1	929.3	01/25/13	WG	Specific Conductance	208	µS/cm	CAMO-13-26655
R-37 S1	929.3	06/10/14	WG	Temperature	18.31	deg C	CAMO-14-57541
R-37 S1	929.3	12/05/13	WG	Temperature	17.22	deg C	CAMO-14-49328
R-37 S1	929.3	07/11/13	WG	Temperature	19.58	deg C	CAMO-13-36941
R-37 S1	929.3	04/17/13	WG	Temperature	17.16	deg C	CAMO-13-29626
R-37 S1	929.3	01/25/13	WG	Temperature	17.2	deg C	CAMO-13-26655
R-37 S1	929.3	06/10/14	WG	Turbidity	0.9	NTU	CAMO-14-57541
R-37 S1	929.3	12/05/13	WG	Turbidity	0.19	NTU	CAMO-14-49328
R-37 S1	929.3	07/11/13	WG	Turbidity	0.1	NTU	CAMO-13-36941
R-37 S1	929.3	04/17/13	WG	Turbidity	1.7	NTU	CAMO-13-29626
R-37 S1	929.3	01/25/13	WG	Turbidity	0.37	NTU	CAMO-13-26655
R-37 S2	1026	04/16/14	WG	Dissolved Oxygen	6.58	mg/L	CAMO-14-57542
R-37 S2	1026	01/07/14	WG	Dissolved Oxygen	7.5	mg/L	CAMO-14-49724
R-37 S2	1026	12/06/13	WG	Dissolved Oxygen	7.44	mg/L	CAMO-14-49329
R-37 S2	1026	07/12/13	WG	Dissolved Oxygen	7.13	mg/L	CAMO-13-36942
R-37 S2	1026	04/11/13	WG	Dissolved Oxygen	7.39	mg/L	CAMO-13-29627
R-37 S2	1026	04/16/14	WG	Flow (in gpm)	10	gpm	CAMO-14-57542
R-37 S2	1026	01/07/14	WG	Flow (in gpm)	9.37	gpm	CAMO-14-49724
R-37 S2	1026	12/06/13	WG	Flow (in gpm)	10	gpm	CAMO-14-49329
R-37 S2	1026	10/31/11	WG	Flow (in gpm)	8.6	gpm	CAPA-12-1178
R-37 S2	1026	07/13/11	WG	Flow (in gpm)	6	gpm	CAPA-11-22886
R-37 S2	1026	04/16/14	WG	Oxidation-Reduction Potential	120.4	mV	CAMO-14-57542
R-37 S2	1026	01/07/14	WG	Oxidation-Reduction Potential	-35.6	mV	CAMO-14-49724

Location	Depth (ft)	Date	Field Matrix	Analyte	Result	Unit	Sample
R-37 S2	1026	12/06/13	WG	Oxidation-Reduction Potential	136.4	mV	CAMO-14-49329
R-37 S2	1026	07/12/13	WG	Oxidation-Reduction Potential	105.3	mV	CAMO-13-36942
R-37 S2	1026	04/11/13	WG	Oxidation-Reduction Potential	97.9	mV	CAMO-13-29627
R-37 S2	1026	04/16/14	WG	pH	7.93	SU	CAMO-14-57542
R-37 S2	1026	01/07/14	WG	pH	7.78	SU	CAMO-14-49724
R-37 S2	1026	12/06/13	WG	pH	8	SU	CAMO-14-49329
R-37 S2	1026	07/12/13	WG	pH	7.91	SU	CAMO-13-36942
R-37 S2	1026	04/11/13	WG	pH	7.97	SU	CAMO-13-29627
R-37 S2	1026	04/16/14	WG	Specific Conductance	133	µS/cm	CAMO-14-57542
R-37 S2	1026	01/07/14	WG	Specific Conductance	133	µS/cm	CAMO-14-49724
R-37 S2	1026	12/06/13	WG	Specific Conductance	134	µS/cm	CAMO-14-49329
R-37 S2	1026	07/12/13	WG	Specific Conductance	133	µS/cm	CAMO-13-36942
R-37 S2	1026	04/11/13	WG	Specific Conductance	129	µS/cm	CAMO-13-29627
R-37 S2	1026	04/16/14	WG	Temperature	21.3	deg C	CAMO-14-57542
R-37 S2	1026	01/07/14	WG	Temperature	18.37	deg C	CAMO-14-49724
R-37 S2	1026	12/06/13	WG	Temperature	18.82	deg C	CAMO-14-49329
R-37 S2	1026	07/12/13	WG	Temperature	21.46	deg C	CAMO-13-36942
R-37 S2	1026	04/11/13	WG	Temperature	17.1	deg C	CAMO-13-29627
R-37 S2	1026	04/16/14	WG	Turbidity	0.4	NTU	CAMO-14-57542
R-37 S2	1026	01/07/14	WG	Turbidity	0.6	NTU	CAMO-14-49724
R-37 S2	1026	12/06/13	WG	Turbidity	0.37	NTU	CAMO-14-49329
R-37 S2	1026	07/12/13	WG	Turbidity	1.7	NTU	CAMO-13-36942
R-37 S2	1026	04/11/13	WG	Turbidity	1.2	NTU	CAMO-13-29627
R-38	821.2	04/01/14	WG	Dissolved Oxygen	6.43	mg/L	CAMO-14-57543
R-38	821.2	12/02/13	WG	Dissolved Oxygen	6.53	mg/L	CAMO-14-49330
R-38	821.2	04/11/13	WG	Dissolved Oxygen	6.63	mg/L	CAMO-13-29628
R-38	821.2	10/09/12	WG	Dissolved Oxygen	6.72	mg/L	CAMO-12-23861
R-38	821.2	04/24/12	WG	Dissolved Oxygen	6.87	mg/L	CAPA-12-13262
R-38	821.2	04/01/14	WG	Flow (in gpm)	2.7	gpm	CAMO-14-57543

Location	Depth (ft)	Date	Field Matrix	Analyte	Result	Unit	Sample
R-38	821.2	10/25/11	WG	Flow (in gpm)	2.72	gpm	CAPA-12-1181
R-38	821.2	07/26/11	WG	Flow (in gpm)	2.5	gpm	CAPA-11-22889
R-38	821.2	05/06/11	WG	Flow (in gpm)	2.4	gpm	CAPA-11-9325
R-38	821.2	01/27/11	WG	Flow (in gpm)	2.7	gpm	CAPA-11-3020
R-38	821.2	04/01/14	WG	Oxidation-Reduction Potential	74.7	mV	CAMO-14-57543
R-38	821.2	12/02/13	WG	Oxidation-Reduction Potential	46.7	mV	CAMO-14-49330
R-38	821.2	04/11/13	WG	Oxidation-Reduction Potential	-115.2	mV	CAMO-13-29628
R-38	821.2	10/09/12	WG	Oxidation-Reduction Potential	78.7	mV	CAMO-12-23861
R-38	821.2	04/24/12	WG	Oxidation-Reduction Potential	111.6	mV	CAPA-12-13262
R-38	821.2	04/01/14	WG	pH	7.11	SU	CAMO-14-57543
R-38	821.2	12/02/13	WG	pH	6.95	SU	CAMO-14-49330
R-38	821.2	04/11/13	WG	pH	7.19	SU	CAMO-13-29628
R-38	821.2	10/09/12	WG	pH	7.26	SU	CAMO-12-23861
R-38	821.2	04/24/12	WG	pH	7.32	SU	CAPA-12-13262
R-38	821.2	04/01/14	WG	Specific Conductance	141	µS/cm	CAMO-14-57543
R-38	821.2	12/02/13	WG	Specific Conductance	141	µS/cm	CAMO-14-49330
R-38	821.2	04/11/13	WG	Specific Conductance	136	µS/cm	CAMO-13-29628
R-38	821.2	10/09/12	WG	Specific Conductance	138	µS/cm	CAMO-12-23861
R-38	821.2	04/24/12	WG	Specific Conductance	141	µS/cm	CAPA-12-13262
R-38	821.2	04/01/14	WG	Temperature	19.05	deg C	CAMO-14-57543
R-38	821.2	12/02/13	WG	Temperature	18.2	deg C	CAMO-14-49330
R-38	821.2	04/11/13	WG	Temperature	17.93	deg C	CAMO-13-29628
R-38	821.2	10/09/12	WG	Temperature	18.41	deg C	CAMO-12-23861
R-38	821.2	04/24/12	WG	Temperature	18.91	deg C	CAPA-12-13262
R-38	821.2	04/01/14	WG	Turbidity	1.2	NTU	CAMO-14-57543
R-38	821.2	12/02/13	WG	Turbidity	0.9	NTU	CAMO-14-49330
R-38	821.2	04/11/13	WG	Turbidity	1.5	NTU	CAMO-13-29628
R-38	821.2	10/09/12	WG	Turbidity	0.61	NTU	CAMO-12-23861
R-38	821.2	04/24/12	WG	Turbidity	0.68	NTU	CAPA-12-13262



Location	Depth (ft)	Date	Field Matrix	Analyte	Result	Unit	Sample
R-39	859	04/14/14	WG	Dissolved Oxygen	6.58	mg/L	CAPA-14-57738
R-39	859	01/24/14	WG	Dissolved Oxygen	6.95	mg/L	CAPA-14-49710
R-39	859	12/16/13	WG	Dissolved Oxygen	6.82	mg/L	CAPA-14-49383
R-39	859	07/18/13	WG	Dissolved Oxygen	6.72	mg/L	CAPA-13-36953
R-39	859	04/09/13	WG	Dissolved Oxygen	6.61	mg/L	CAPA-13-29567
R-39	859	04/14/14	WG	Flow (in gpm)	3.03	gpm	CAPA-14-57738
R-39	859	01/24/14	WG	Flow (in gpm)	2.8	gpm	CAPA-14-49710
R-39	859	12/16/13	WG	Flow (in gpm)	3	gpm	CAPA-14-49383
R-39	859	10/27/11	WG	Flow (in gpm)	3	gpm	CAPA-12-1147
R-39	859	07/28/11	WG	Flow (in gpm)	3.2	gpm	CAPA-11-22896
R-39	859	04/14/14	WG	Oxidation-Reduction Potential	134.1	mV	CAPA-14-57738
R-39	859	01/24/14	WG	Oxidation-Reduction Potential	150.5	mV	CAPA-14-49710
R-39	859	12/16/13	WG	Oxidation-Reduction Potential	182.3	mV	CAPA-14-49383
R-39	859	07/18/13	WG	Oxidation-Reduction Potential	126.1	mV	CAPA-13-36953
R-39	859	04/09/13	WG	Oxidation-Reduction Potential	248.5	mV	CAPA-13-29567
R-39	859	04/14/14	WG	pH	8.11	SU	CAPA-14-57738
R-39	859	01/24/14	WG	pH	8.08	SU	CAPA-14-49710
R-39	859	12/16/13	WG	pH	7.87	SU	CAPA-14-49383
R-39	859	07/18/13	WG	pH	8.15	SU	CAPA-13-36953
R-39	859	04/09/13	WG	pH	8.1	SU	CAPA-13-29567
R-39	859	04/14/14	WG	Specific Conductance	140	µS/cm	CAPA-14-57738
R-39	859	01/24/14	WG	Specific Conductance	144	µS/cm	CAPA-14-49710
R-39	859	12/16/13	WG	Specific Conductance	140	µS/cm	CAPA-14-49383
R-39	859	07/18/13	WG	Specific Conductance	139	µS/cm	CAPA-13-36953
R-39	859	04/09/13	WG	Specific Conductance	138	µS/cm	CAPA-13-29567
R-39	859	04/14/14	WG	Temperature	18.32	deg C	CAPA-14-57738
R-39	859	01/24/14	WG	Temperature	21.59	deg C	CAPA-14-49710
R-39	859	12/16/13	WG	Temperature	21.99	deg C	CAPA-14-49383
R-39	859	07/18/13	WG	Temperature	22.85	deg C	CAPA-13-36953

Location	Depth (ft)	Date	Field Matrix	Analyte	Result	Unit	Sample
R-39	859	04/09/13	WG	Temperature	18.19	deg C	CAPA-13-29567
R-39	859	04/14/14	WG	Turbidity	2.1	NTU	CAPA-14-57738
R-39	859	01/24/14	WG	Turbidity	0.2	NTU	CAPA-14-49710
R-39	859	12/16/13	WG	Turbidity	0.5	NTU	CAPA-14-49383
R-39	859	07/18/13	WG	Turbidity	1.5	NTU	CAPA-13-36953
R-39	859	04/09/13	WG	Turbidity	0.7	NTU	CAPA-13-29567
R-40 S1	751.59	04/15/14	WG	Dissolved Oxygen	0.91	mg/L	CAPA-14-57739
R-40 S1	751.59	12/11/13	WG	Dissolved Oxygen	6.08	mg/L	CAPA-14-49384
R-40 S1	751.59	04/17/13	WG	Dissolved Oxygen	3.91	mg/L	CAPA-13-29568
R-40 S1	751.59	10/12/12	WG	Dissolved Oxygen	2.11	mg/L	CAPA-12-23803
R-40 S1	751.59	10/12/12	WG	Dissolved Oxygen	1.21	mg/L	CAPA-13-24285
R-40 S1	751.59	04/26/12	WG	Dissolved Oxygen	0.99	mg/L	CAPA-12-13233
R-40 S1	751.59	04/15/14	WG	Flow (in gpm)	0.56	gpm	CAPA-14-57739
R-40 S1	751.59	10/31/11	WG	Flow (in gpm)	0.3	gpm	CAPA-12-1307
R-40 S1	751.59	10/31/11	WG	Flow (in gpm)	0.3	gpm	CAPA-12-1308
R-40 S1	751.59	10/31/11	WG	Flow (in gpm)	0.3	gpm	CAPA-12-1309
R-40 S1	751.59	07/11/11	WG	Flow (in gpm)	0.4	gpm	CAPA-11-22709
R-40 S1	751.59	05/05/11	WG	Flow (in gpm)	0.5	gpm	CAPA-11-9304
R-40 S1	751.59	01/21/11	WG	Flow (in gpm)	0.23	gpm	CAPA-11-2996
R-40 S1	751.59	04/15/14	WG	Oxidation-Reduction Potential	23.3	mV	CAPA-14-57739
R-40 S1	751.59	12/11/13	WG	Oxidation-Reduction Potential	121.5	mV	CAPA-14-49384
R-40 S1	751.59	04/17/13	WG	Oxidation-Reduction Potential	169.8	mV	CAPA-13-29568
R-40 S1	751.59	10/12/12	WG	Oxidation-Reduction Potential	157.2	mV	CAPA-12-23803
R-40 S1	751.59	10/12/12	WG	Oxidation-Reduction Potential	173.8	mV	CAPA-13-24285
R-40 S1	751.59	04/26/12	WG	Oxidation-Reduction Potential	16.6	mV	CAPA-12-13233
R-40 S1	751.59	04/15/14	WG	pH	9.27	SU	CAPA-14-57739
R-40 S1	751.59	12/11/13	WG	pH	8.73	SU	CAPA-14-49384
R-40 S1	751.59	04/17/13	WG	pH	9.26	SU	CAPA-13-29568
R-40 S1	751.59	10/12/12	WG	pH	9.22	SU	CAPA-12-23803

Location	Depth (ft)	Date	Field Matrix	Analyte	Result	Unit	Sample
R-40 S1	751.59	10/12/12	WG	pH	9.58	SU	CAPA-13-24285
R-40 S1	751.59	04/26/12	WG	pH	9.34	SU	CAPA-12-13233
R-40 S1	751.59	04/15/14	WG	Specific Conductance	153	µS/cm	CAPA-14-57739
R-40 S1	751.59	12/11/13	WG	Specific Conductance	155	µS/cm	CAPA-14-49384
R-40 S1	751.59	04/17/13	WG	Specific Conductance	155	µS/cm	CAPA-13-29568
R-40 S1	751.59	10/12/12	WG	Specific Conductance	162	µS/cm	CAPA-12-23803
R-40 S1	751.59	10/12/12	WG	Specific Conductance	150	µS/cm	CAPA-13-24285
R-40 S1	751.59	04/26/12	WG	Specific Conductance	166	µS/cm	CAPA-12-13233
R-40 S1	751.59	04/15/14	WG	Temperature	16.89	deg C	CAPA-14-57739
R-40 S1	751.59	12/11/13	WG	Temperature	12.85	deg C	CAPA-14-49384
R-40 S1	751.59	04/17/13	WG	Temperature	16.19	deg C	CAPA-13-29568
R-40 S1	751.59	10/12/12	WG	Temperature	16	deg C	CAPA-12-23803
R-40 S1	751.59	10/12/12	WG	Temperature	15.8	deg C	CAPA-13-24285
R-40 S1	751.59	04/26/12	WG	Temperature	16.62	deg C	CAPA-12-13233
R-40 S1	751.59	04/15/14	WG	Turbidity	1	NTU	CAPA-14-57739
R-40 S1	751.59	12/11/13	WG	Turbidity	5.5	NTU	CAPA-14-49384
R-40 S1	751.59	04/17/13	WG	Turbidity	24.9	NTU	CAPA-13-29568
R-40 S1	751.59	10/12/12	WG	Turbidity	1.02	NTU	CAPA-12-23803
R-40 S1	751.59	10/12/12	WG	Turbidity	0.47	NTU	CAPA-13-24285
R-40 S1	751.59	04/26/12	WG	Turbidity	0.42	NTU	CAPA-12-13233
R-40 S2	849.27	04/07/14	WG	Dissolved Oxygen	6.72	mg/L	CAPA-14-57740
R-40 S2	849.27	12/03/13	WG	Dissolved Oxygen	7.19	mg/L	CAPA-14-49385
R-40 S2	849.27	04/16/13	WG	Dissolved Oxygen	6.58	mg/L	CAPA-13-29569
R-40 S2	849.27	10/12/12	WG	Dissolved Oxygen	6.85	mg/L	CAPA-12-23804
R-40 S2	849.27	05/01/12	WG	Dissolved Oxygen	7.39	mg/L	CAPA-12-13234
R-40 S2	849.27	04/07/14	WG	Flow (in gpm)	2	gpm	CAPA-14-57740
R-40 S2	849.27	10/20/11	WG	Flow (in gpm)	2.2	gpm	CAPA-12-1150
R-40 S2	849.27	07/08/11	WG	Flow (in gpm)	2	gpm	CAPA-11-22899
R-40 S2	849.27	04/26/11	WG	Flow (in gpm)	2	gpm	CAPA-11-9344

Location	Depth (ft)	Date	Field Matrix	Analyte	Result	Unit	Sample
R-40 S2	849.27	01/19/11	WG	Flow (in gpm)	2.15	gpm	CAPA-11-3030
R-40 S2	849.27	04/07/14	WG	Oxidation-Reduction Potential	93.5	mV	CAPA-14-57740
R-40 S2	849.27	12/03/13	WG	Oxidation-Reduction Potential	112.4	mV	CAPA-14-49385
R-40 S2	849.27	04/16/13	WG	Oxidation-Reduction Potential	164	mV	CAPA-13-29569
R-40 S2	849.27	10/12/12	WG	Oxidation-Reduction Potential	183.7	mV	CAPA-12-23804
R-40 S2	849.27	05/01/12	WG	Oxidation-Reduction Potential	170.4	mV	CAPA-12-13234
R-40 S2	849.27	04/07/14	WG	pH	8.13	SU	CAPA-14-57740
R-40 S2	849.27	12/03/13	WG	pH	7.57	SU	CAPA-14-49385
R-40 S2	849.27	04/16/13	WG	pH	8.01	SU	CAPA-13-29569
R-40 S2	849.27	10/12/12	WG	pH	7.85	SU	CAPA-12-23804
R-40 S2	849.27	05/01/12	WG	pH	7.92	SU	CAPA-12-13234
R-40 S2	849.27	04/07/14	WG	Specific Conductance	130	µS/cm	CAPA-14-57740
R-40 S2	849.27	12/03/13	WG	Specific Conductance	129	µS/cm	CAPA-14-49385
R-40 S2	849.27	04/16/13	WG	Specific Conductance	129	µS/cm	CAPA-13-29569
R-40 S2	849.27	10/12/12	WG	Specific Conductance	127	µS/cm	CAPA-12-23804
R-40 S2	849.27	05/01/12	WG	Specific Conductance	131	µS/cm	CAPA-12-13234
R-40 S2	849.27	04/07/14	WG	Temperature	20.56	deg C	CAPA-14-57740
R-40 S2	849.27	12/03/13	WG	Temperature	20.2	deg C	CAPA-14-49385
R-40 S2	849.27	04/16/13	WG	Temperature	20.26	deg C	CAPA-13-29569
R-40 S2	849.27	10/12/12	WG	Temperature	19.46	deg C	CAPA-12-23804
R-40 S2	849.27	05/01/12	WG	Temperature	20.6	deg C	CAPA-12-13234
R-40 S2	849.27	04/07/14	WG	Turbidity	0.4	NTU	CAPA-14-57740
R-40 S2	849.27	12/03/13	WG	Turbidity	0.8	NTU	CAPA-14-49385
R-40 S2	849.27	04/16/13	WG	Turbidity	0.2	NTU	CAPA-13-29569
R-40 S2	849.27	10/12/12	WG	Turbidity	0.86	NTU	CAPA-12-23804
R-40 S2	849.27	05/01/12	WG	Turbidity	0.63	NTU	CAPA-12-13234
R-40 Si	649.67	04/15/14	WG	Dissolved Oxygen	1.13	mg/L	CAPA-14-57741
R-40 Si	649.67	12/11/13	WG	Dissolved Oxygen	0.38	mg/L	CAPA-14-49386
R-40 Si	649.67	04/24/13	WG	Dissolved Oxygen	0.58	mg/L	CAPA-13-30295

Location	Depth (ft)	Date	Field Matrix	Analyte	Result	Unit	Sample
R-40 Si	649.67	04/24/13	WG	Dissolved Oxygen	0.48	mg/L	CAPA-13-30300
R-40 Si	649.67	10/22/12	WG	Dissolved Oxygen	6.44	mg/L	CAPA-12-23805
R-40 Si	649.67	05/07/12	WG	Dissolved Oxygen	7.14	mg/L	CAPA-12-13235
R-40 Si	649.67	04/15/14	WG	Flow (in gpm)	0.76	gpm	CAPA-14-57741
R-40 Si	649.67	12/11/13	WG	Flow (in gpm)	0.73	gpm	CAPA-14-49386
R-40 Si	649.67	11/01/11	WG	Flow (in gpm)	0.63	gpm	CAPA-12-1124
R-40 Si	649.67	11/01/11	WG	Flow (in gpm)	0.63	gpm	CAPA-12-1294
R-40 Si	649.67	11/01/11	WG	Flow (in gpm)	0.63	gpm	CAPA-12-1296
R-40 Si	649.67	11/01/11	WG	Flow (in gpm)	0.63	gpm	CAPA-12-1298
R-40 Si	649.67	11/01/11	WG	Flow (in gpm)	0.63	gpm	CAPA-12-1300
R-40 Si	649.67	11/01/11	WG	Flow (in gpm)	0.63	gpm	CAPA-12-1302
R-40 Si	649.67	11/01/11	WG	Flow (in gpm)	0.63	gpm	CAPA-12-1304
R-40 Si	649.67	07/12/11	WG	Flow (in gpm)	0.7	gpm	CAPA-11-23041
R-40 Si	649.67	07/12/11	WG	Flow (in gpm)	0.7	gpm	CAPA-11-23043
R-40 Si	649.67	07/12/11	WG	Flow (in gpm)	0.7	gpm	CAPA-11-23045
R-40 Si	649.67	07/12/11	WG	Flow (in gpm)	0.7	gpm	CAPA-11-23047
R-40 Si	649.67	04/29/11	WG	Flow (in gpm)	0.7	gpm	CAPA-11-9302
R-40 Si	649.67	04/15/14	WG	Oxidation-Reduction Potential	-78.3	mV	CAPA-14-57741
R-40 Si	649.67	12/11/13	WG	Oxidation-Reduction Potential	-135.7	mV	CAPA-14-49386
R-40 Si	649.67	04/24/13	WG	Oxidation-Reduction Potential	-170.9	mV	CAPA-13-30295
R-40 Si	649.67	04/24/13	WG	Oxidation-Reduction Potential	-161.6	mV	CAPA-13-30300
R-40 Si	649.67	10/22/12	WG	Oxidation-Reduction Potential	124.9	mV	CAPA-12-23805
R-40 Si	649.67	05/07/12	WG	Oxidation-Reduction Potential	-88.9	mV	CAPA-12-13235
R-40 Si	649.67	04/15/14	WG	pH	7.47	SU	CAPA-14-57741
R-40 Si	649.67	12/11/13	WG	pH	7.46	SU	CAPA-14-49386
R-40 Si	649.67	04/24/13	WG	pH	7.5	SU	CAPA-13-30295
R-40 Si	649.67	04/24/13	WG	pH	7.51	SU	CAPA-13-30300
R-40 Si	649.67	10/22/12	WG	pH	7.5	SU	CAPA-12-23805
R-40 Si	649.67	05/07/12	WG	pH	7.52	SU	CAPA-12-13235

Location	Depth (ft)	Date	Field Matrix	Analyte	Result	Unit	Sample
R-40 Si	649.67	04/15/14	WG	Specific Conductance	247	µS/cm	CAPA-14-57741
R-40 Si	649.67	12/11/13	WG	Specific Conductance	252	µS/cm	CAPA-14-49386
R-40 Si	649.67	04/24/13	WG	Specific Conductance	245	µS/cm	CAPA-13-30295
R-40 Si	649.67	04/24/13	WG	Specific Conductance	234	µS/cm	CAPA-13-30300
R-40 Si	649.67	10/22/12	WG	Specific Conductance	247	µS/cm	CAPA-12-23805
R-40 Si	649.67	05/07/12	WG	Specific Conductance	247	µS/cm	CAPA-12-13235
R-40 Si	649.67	04/15/14	WG	Temperature	14.71	deg C	CAPA-14-57741
R-40 Si	649.67	12/11/13	WG	Temperature	16.25	deg C	CAPA-14-49386
R-40 Si	649.67	04/24/13	WG	Temperature	15.45	deg C	CAPA-13-30295
R-40 Si	649.67	04/24/13	WG	Temperature	15.96	deg C	CAPA-13-30300
R-40 Si	649.67	10/22/12	WG	Temperature	16.04	deg C	CAPA-12-23805
R-40 Si	649.67	05/07/12	WG	Temperature	16.29	deg C	CAPA-12-13235
R-40 Si	649.67	04/15/14	WG	Turbidity	0.8	NTU	CAPA-14-57741
R-40 Si	649.67	12/11/13	WG	Turbidity	0	NTU	CAPA-14-49386
R-40 Si	649.67	04/24/13	WG	Turbidity	0.3	NTU	CAPA-13-30295
R-40 Si	649.67	04/24/13	WG	Turbidity	0.3	NTU	CAPA-13-30300
R-40 Si	649.67	10/22/12	WG	Turbidity	1.11	NTU	CAPA-12-23805
R-40 Si	649.67	05/07/12	WG	Turbidity	0.48	NTU	CAPA-12-13235
R-41 S2	965.3	04/14/14	WG	Dissolved Oxygen	6.28	mg/L	CAPA-14-57742
R-41 S2	965.3	01/16/14	WG	Dissolved Oxygen	6.24	mg/L	CAPA-14-49711
R-41 S2	965.3	12/10/13	WG	Dissolved Oxygen	6.16	mg/L	CAPA-14-49387
R-41 S2	965.3	07/15/13	WG	Dissolved Oxygen	6.36	mg/L	CAPA-13-36954
R-41 S2	965.3	04/09/13	WG	Dissolved Oxygen	6.14	mg/L	CAPA-13-29571
R-41 S2	965.3	04/14/14	WG	Flow (in gpm)	2.75	gpm	CAPA-14-57742
R-41 S2	965.3	01/16/14	WG	Flow (in gpm)	2.8	gpm	CAPA-14-49711
R-41 S2	965.3	10/25/11	WG	Flow (in gpm)	3.03	gpm	CAPA-12-1182
R-41 S2	965.3	07/15/11	WG	Flow (in gpm)	3	gpm	CAPA-11-22904
R-41 S2	965.3	04/21/11	WG	Flow (in gpm)	3	gpm	CAPA-11-9358
R-41 S2	965.3	04/14/14	WG	Oxidation-Reduction Potential	131.9	mV	CAPA-14-57742

Location	Depth (ft)	Date	Field Matrix	Analyte	Result	Unit	Sample
R-41 S2	965.3	01/16/14	WG	Oxidation-Reduction Potential	-90.3	mV	CAPA-14-49711
R-41 S2	965.3	12/10/13	WG	Oxidation-Reduction Potential	77.8	mV	CAPA-14-49387
R-41 S2	965.3	07/15/13	WG	Oxidation-Reduction Potential	109.3	mV	CAPA-13-36954
R-41 S2	965.3	04/09/13	WG	Oxidation-Reduction Potential	185.4	mV	CAPA-13-29571
R-41 S2	965.3	04/14/14	WG	pH	8.04	SU	CAPA-14-57742
R-41 S2	965.3	01/16/14	WG	pH	7.9	SU	CAPA-14-49711
R-41 S2	965.3	12/10/13	WG	pH	8.08	SU	CAPA-14-49387
R-41 S2	965.3	07/15/13	WG	pH	8.01	SU	CAPA-13-36954
R-41 S2	965.3	04/09/13	WG	pH	8.09	SU	CAPA-13-29571
R-41 S2	965.3	04/14/14	WG	Specific Conductance	163	µS/cm	CAPA-14-57742
R-41 S2	965.3	01/16/14	WG	Specific Conductance	162	µS/cm	CAPA-14-49711
R-41 S2	965.3	12/10/13	WG	Specific Conductance	163	µS/cm	CAPA-14-49387
R-41 S2	965.3	07/15/13	WG	Specific Conductance	163	µS/cm	CAPA-13-36954
R-41 S2	965.3	04/09/13	WG	Specific Conductance	161	µS/cm	CAPA-13-29571
R-41 S2	965.3	04/14/14	WG	Temperature	19.72	deg C	CAPA-14-57742
R-41 S2	965.3	01/16/14	WG	Temperature	20.06	deg C	CAPA-14-49711
R-41 S2	965.3	12/10/13	WG	Temperature	21.13	deg C	CAPA-14-49387
R-41 S2	965.3	07/15/13	WG	Temperature	22.88	deg C	CAPA-13-36954
R-41 S2	965.3	04/09/13	WG	Temperature	18.74	deg C	CAPA-13-29571
R-41 S2	965.3	04/14/14	WG	Turbidity	0.7	NTU	CAPA-14-57742
R-41 S2	965.3	01/16/14	WG	Turbidity	0.7	NTU	CAPA-14-49711
R-41 S2	965.3	12/10/13	WG	Turbidity	0.5	NTU	CAPA-14-49387
R-41 S2	965.3	07/15/13	WG	Turbidity	0.3	NTU	CAPA-13-36954
R-41 S2	965.3	04/09/13	WG	Turbidity	0.3	NTU	CAPA-13-29571
R-49 S1	845	04/18/14	WG	Dissolved Oxygen	4.45	mg/L	CAPA-14-57743
R-49 S1	845	12/09/13	WG	Dissolved Oxygen	4.6	mg/L	CAPA-14-49388
R-49 S1	845	04/15/13	WG	Dissolved Oxygen	4.27	mg/L	CAPA-13-29572
R-49 S1	845	10/15/12	WG	Dissolved Oxygen	4.35	mg/L	CAPA-12-23807
R-49 S1	845	04/26/12	WG	Dissolved Oxygen	4.47	mg/L	CAPA-12-13237

Location	Depth (ft)	Date	Field Matrix	Analyte	Result	Unit	Sample
R-49 S1	845	04/18/14	WG	Flow (in gpm)	1.53	gpm	CAPA-14-57743
R-49 S1	845	10/26/11	WG	Flow (in gpm)	2.25	gpm	CAPA-12-1153
R-49 S1	845	07/08/11	WG	Flow (in gpm)	1.1	gpm	CAPA-11-22697
R-49 S1	845	05/02/11	WG	Flow (in gpm)	1	gpm	CAPA-11-9366
R-49 S1	845	01/19/11	WG	Flow (in gpm)	1	gpm	CAPA-11-3036
R-49 S1	845	04/18/14	WG	Oxidation-Reduction Potential	70	mV	CAPA-14-57743
R-49 S1	845	12/09/13	WG	Oxidation-Reduction Potential	37.6	mV	CAPA-14-49388
R-49 S1	845	04/15/13	WG	Oxidation-Reduction Potential	137	mV	CAPA-13-29572
R-49 S1	845	10/15/12	WG	Oxidation-Reduction Potential	41.2	mV	CAPA-12-23807
R-49 S1	845	04/26/12	WG	Oxidation-Reduction Potential	-18.6	mV	CAPA-12-13237
R-49 S1	845	04/18/14	WG	pH	7.97	SU	CAPA-14-57743
R-49 S1	845	12/09/13	WG	pH	7.98	SU	CAPA-14-49388
R-49 S1	845	04/15/13	WG	pH	7.71	SU	CAPA-13-29572
R-49 S1	845	10/15/12	WG	pH	7	SU	CAPA-12-23807
R-49 S1	845	04/26/12	WG	pH	8.07	SU	CAPA-12-13237
R-49 S1	845	04/18/14	WG	Specific Conductance	155	µS/cm	CAPA-14-57743
R-49 S1	845	12/09/13	WG	Specific Conductance	155	µS/cm	CAPA-14-49388
R-49 S1	845	04/15/13	WG	Specific Conductance	152	µS/cm	CAPA-13-29572
R-49 S1	845	10/15/12	WG	Specific Conductance	152	µS/cm	CAPA-12-23807
R-49 S1	845	04/26/12	WG	Specific Conductance	166	µS/cm	CAPA-12-13237
R-49 S1	845	04/18/14	WG	Temperature	22.65	deg C	CAPA-14-57743
R-49 S1	845	12/09/13	WG	Temperature	20.84	deg C	CAPA-14-49388
R-49 S1	845	04/15/13	WG	Temperature	22.29	deg C	CAPA-13-29572
R-49 S1	845	10/15/12	WG	Temperature	22.65	deg C	CAPA-12-23807
R-49 S1	845	04/26/12	WG	Temperature	23.04	deg C	CAPA-12-13237
R-49 S1	845	04/18/14	WG	Turbidity	1.8	NTU	CAPA-14-57743
R-49 S1	845	12/09/13	WG	Turbidity	2.2	NTU	CAPA-14-49388
R-49 S1	845	04/15/13	WG	Turbidity	1	NTU	CAPA-13-29572
R-49 S1	845	10/15/12	WG	Turbidity	1.94	NTU	CAPA-12-23807



Location	Depth (ft)	Date	Field Matrix	Analyte	Result	Unit	Sample
R-49 S1	845	04/26/12	WG	Turbidity	5.28	NTU	CAPA-12-13237
R-49 S2	905.6	04/07/14	WG	Dissolved Oxygen	6.75	mg/L	CAPA-14-57744
R-49 S2	905.6	12/13/13	WG	Dissolved Oxygen	6.85	mg/L	CAPA-14-49389
R-49 S2	905.6	04/19/13	WG	Dissolved Oxygen	6.65	mg/L	CAPA-13-29573
R-49 S2	905.6	10/25/12	WG	Dissolved Oxygen	6.54	mg/L	CAPA-12-23808
R-49 S2	905.6	05/01/12	WG	Dissolved Oxygen	6.53	mg/L	CAPA-12-13238
R-49 S2	905.6	04/07/14	WG	Flow (in gpm)	2.4	gpm	CAPA-14-57744
R-49 S2	905.6	12/13/13	WG	Flow (in gpm)	2.4	gpm	CAPA-14-49389
R-49 S2	905.6	10/27/11	WG	Flow (in gpm)	2.3	gpm	CAPA-12-1156
R-49 S2	905.6	07/25/11	WG	Flow (in gpm)	2.4	gpm	CAPA-11-22909
R-49 S2	905.6	04/29/11	WG	Flow (in gpm)	2.5	gpm	CAPA-11-9378
R-49 S2	905.6	04/07/14	WG	Oxidation-Reduction Potential	121	mV	CAPA-14-57744
R-49 S2	905.6	12/13/13	WG	Oxidation-Reduction Potential	154.4	mV	CAPA-14-49389
R-49 S2	905.6	04/19/13	WG	Oxidation-Reduction Potential	173.5	mV	CAPA-13-29573
R-49 S2	905.6	10/25/12	WG	Oxidation-Reduction Potential	186.2	mV	CAPA-12-23808
R-49 S2	905.6	05/01/12	WG	Oxidation-Reduction Potential	55.4	mV	CAPA-12-13238
R-49 S2	905.6	04/07/14	WG	pH	8.05	SU	CAPA-14-57744
R-49 S2	905.6	12/13/13	WG	pH	8.03	SU	CAPA-14-49389
R-49 S2	905.6	04/19/13	WG	pH	7.81	SU	CAPA-13-29573
R-49 S2	905.6	10/25/12	WG	pH	8.03	SU	CAPA-12-23808
R-49 S2	905.6	05/01/12	WG	pH	8.08	SU	CAPA-12-13238
R-49 S2	905.6	04/07/14	WG	Specific Conductance	142	µS/cm	CAPA-14-57744
R-49 S2	905.6	12/13/13	WG	Specific Conductance	142	µS/cm	CAPA-14-49389
R-49 S2	905.6	04/19/13	WG	Specific Conductance	141	µS/cm	CAPA-13-29573
R-49 S2	905.6	10/25/12	WG	Specific Conductance	141	µS/cm	CAPA-12-23808
R-49 S2	905.6	05/01/12	WG	Specific Conductance	144	µS/cm	CAPA-12-13238
R-49 S2	905.6	04/07/14	WG	Temperature	21.68	deg C	CAPA-14-57744
R-49 S2	905.6	12/13/13	WG	Temperature	21.43	deg C	CAPA-14-49389
R-49 S2	905.6	04/19/13	WG	Temperature	21.59	deg C	CAPA-13-29573

Location	Depth (ft)	Date	Field Matrix	Analyte	Result	Unit	Sample
R-49 S2	905.6	10/25/12	WG	Temperature	21.59	deg C	CAPA-12-23808
R-49 S2	905.6	05/01/12	WG	Temperature	22.17	deg C	CAPA-12-13238
R-49 S2	905.6	04/07/14	WG	Turbidity	0.2	NTU	CAPA-14-57744
R-49 S2	905.6	12/13/13	WG	Turbidity	0.61	NTU	CAPA-14-49389
R-49 S2	905.6	04/19/13	WG	Turbidity	0.1	NTU	CAPA-13-29573
R-49 S2	905.6	10/25/12	WG	Turbidity	0.55	NTU	CAPA-12-23808
R-49 S2	905.6	05/01/12	WG	Turbidity	0.36	NTU	CAPA-12-13238
R-51 S1	914.96	04/09/14	WG	Dissolved Oxygen	9.22	mg/L	CAPA-14-57745
R-51 S1	914.96	12/13/13	WG	Dissolved Oxygen	8.95	mg/L	CAPA-14-49390
R-51 S1	914.96	04/25/13	WG	Dissolved Oxygen	8.03	mg/L	CAPA-13-29574
R-51 S1	914.96	10/10/12	WG	Dissolved Oxygen	8.15	mg/L	CAPA-12-23809
R-51 S1	914.96	04/23/12	WG	Dissolved Oxygen	8.06	mg/L	CAPA-12-13239
R-51 S1	914.96	04/09/14	WG	Flow (in gpm)	3.75	gpm	CAPA-14-57745
R-51 S1	914.96	10/21/11	WG	Flow (in gpm)	3.75	gpm	CAPA-12-1159
R-51 S1	914.96	07/28/11	WG	Flow (in gpm)	3.75	gpm	CAPA-11-22912
R-51 S1	914.96	05/09/11	WG	Flow (in gpm)	3.5	gpm	CAPA-11-9405
R-51 S1	914.96	01/11/11	WG	Flow (in gpm)	3.75	gpm	CAPA-11-3043
R-51 S1	914.96	04/09/14	WG	Oxidation-Reduction Potential	78.5	mV	CAPA-14-57745
R-51 S1	914.96	12/13/13	WG	Oxidation-Reduction Potential	53.2	mV	CAPA-14-49390
R-51 S1	914.96	04/25/13	WG	Oxidation-Reduction Potential	232.5	mV	CAPA-13-29574
R-51 S1	914.96	10/10/12	WG	Oxidation-Reduction Potential	39.4	mV	CAPA-12-23809
R-51 S1	914.96	04/23/12	WG	Oxidation-Reduction Potential	34.1	mV	CAPA-12-13239
R-51 S1	914.96	04/09/14	WG	pH	7.97	SU	CAPA-14-57745
R-51 S1	914.96	12/13/13	WG	pH	7.98	SU	CAPA-14-49390
R-51 S1	914.96	04/25/13	WG	pH	8.05	SU	CAPA-13-29574
R-51 S1	914.96	10/10/12	WG	pH	8.07	SU	CAPA-12-23809
R-51 S1	914.96	04/23/12	WG	pH	8.16	SU	CAPA-12-13239
R-51 S1	914.96	04/09/14	WG	Specific Conductance	121	μS/cm	CAPA-14-57745
R-51 S1	914.96	12/13/13	WG	Specific Conductance	121	μS/cm	CAPA-14-49390

Location	Depth (ft)	Date	Field Matrix	Analyte	Result	Unit	Sample
R-51 S1	914.96	04/25/13	WG	Specific Conductance	122	µS/cm	CAPA-13-29574
R-51 S1	914.96	10/10/12	WG	Specific Conductance	111	µS/cm	CAPA-12-23809
R-51 S1	914.96	04/23/12	WG	Specific Conductance	119	µS/cm	CAPA-12-13239
R-51 S1	914.96	04/09/14	WG	Temperature	20.88	deg C	CAPA-14-57745
R-51 S1	914.96	12/13/13	WG	Temperature	20.17	deg C	CAPA-14-49390
R-51 S1	914.96	04/25/13	WG	Temperature	20.24	deg C	CAPA-13-29574
R-51 S1	914.96	10/10/12	WG	Temperature	20.47	deg C	CAPA-12-23809
R-51 S1	914.96	04/23/12	WG	Temperature	21.24	deg C	CAPA-12-13239
R-51 S1	914.96	04/09/14	WG	Turbidity	0.61	NTU	CAPA-14-57745
R-51 S1	914.96	12/13/13	WG	Turbidity	1	NTU	CAPA-14-49390
R-51 S1	914.96	04/25/13	WG	Turbidity	7.8	NTU	CAPA-13-29574
R-51 S1	914.96	10/10/12	WG	Turbidity	0.68	NTU	CAPA-12-23809
R-51 S1	914.96	04/23/12	WG	Turbidity	1.29	NTU	CAPA-12-13239
R-51 S2	1030.96	04/09/14	WG	Dissolved Oxygen	6.37	mg/L	CAPA-14-57746
R-51 S2	1030.96	12/13/13	WG	Dissolved Oxygen	6.32	mg/L	CAPA-14-49391
R-51 S2	1030.96	04/25/13	WG	Dissolved Oxygen	6.33	mg/L	CAPA-13-29575
R-51 S2	1030.96	10/10/12	WG	Dissolved Oxygen	6.44	mg/L	CAPA-12-23810
R-51 S2	1030.96	04/23/12	WG	Dissolved Oxygen	6	mg/L	CAPA-12-13240
R-51 S2	1030.96	04/09/14	WG	Flow (in gpm)	3.75	gpm	CAPA-14-57746
R-51 S2	1030.96	10/21/11	WG	Flow (in gpm)	3.75	gpm	CAPA-12-1164
R-51 S2	1030.96	07/28/11	WG	Flow (in gpm)	3.5	gpm	CAPA-11-14786
R-51 S2	1030.96	07/28/11	WG	Flow (in gpm)	3.5	gpm	CAPA-11-14788
R-51 S2	1030.96	07/28/11	WG	Flow (in gpm)	3.5	gpm	CAPA-11-14700
R-51 S2	1030.96	07/28/11	WG	Flow (in gpm)	3.5	gpm	CAPA-11-22928
R-51 S2	1030.96	05/09/11	WG	Flow (in gpm)	3.75	gpm	CAPA-11-9446
R-51 S2	1030.96	01/11/11	WG	Flow (in gpm)	3.75	gpm	CAPA-11-3045
R-51 S2	1030.96	04/09/14	WG	Oxidation-Reduction Potential	62.6	mV	CAPA-14-57746
R-51 S2	1030.96	12/13/13	WG	Oxidation-Reduction Potential	30	mV	CAPA-14-49391
R-51 S2	1030.96	04/25/13	WG	Oxidation-Reduction Potential	188.3	mV	CAPA-13-29575

Location	Depth (ft)	Date	Field Matrix	Analyte	Result	Unit	Sample
R-51 S2	1030.96	10/10/12	WG	Oxidation-Reduction Potential	12.5	mV	CAPA-12-23810
R-51 S2	1030.96	04/23/12	WG	Oxidation-Reduction Potential	17.3	mV	CAPA-12-13240
R-51 S2	1030.96	04/09/14	WG	pH	8.09	SU	CAPA-14-57746
R-51 S2	1030.96	12/13/13	WG	pH	8.14	SU	CAPA-14-49391
R-51 S2	1030.96	04/25/13	WG	pH	8.11	SU	CAPA-13-29575
R-51 S2	1030.96	10/10/12	WG	pH	8.12	SU	CAPA-12-23810
R-51 S2	1030.96	04/23/12	WG	pH	8.25	SU	CAPA-12-13240
R-51 S2	1030.96	04/09/14	WG	Specific Conductance	121	µS/cm	CAPA-14-57746
R-51 S2	1030.96	12/13/13	WG	Specific Conductance	124	µS/cm	CAPA-14-49391
R-51 S2	1030.96	04/25/13	WG	Specific Conductance	124	µS/cm	CAPA-13-29575
R-51 S2	1030.96	10/10/12	WG	Specific Conductance	118	µS/cm	CAPA-12-23810
R-51 S2	1030.96	04/23/12	WG	Specific Conductance	127	µS/cm	CAPA-12-13240
R-51 S2	1030.96	04/09/14	WG	Temperature	21.91	deg C	CAPA-14-57746
R-51 S2	1030.96	12/13/13	WG	Temperature	21.37	deg C	CAPA-14-49391
R-51 S2	1030.96	04/25/13	WG	Temperature	21.3	deg C	CAPA-13-29575
R-51 S2	1030.96	10/10/12	WG	Temperature	21.81	deg C	CAPA-12-23810
R-51 S2	1030.96	04/23/12	WG	Temperature	21.61	deg C	CAPA-12-13240
R-51 S2	1030.96	04/09/14	WG	Turbidity	0.35	NTU	CAPA-14-57746
R-51 S2	1030.96	12/13/13	WG	Turbidity	0.4	NTU	CAPA-14-49391
R-51 S2	1030.96	04/25/13	WG	Turbidity	0.9	NTU	CAPA-13-29575
R-51 S2	1030.96	10/10/12	WG	Turbidity	0.56	NTU	CAPA-12-23810
R-51 S2	1030.96	04/23/12	WG	Turbidity	0.63	NTU	CAPA-12-13240
R-52 S1	1035.2	04/10/14	WG	Dissolved Oxygen	8.1	mg/L	CAPA-14-57747
R-52 S1	1035.2	12/11/13	WG	Dissolved Oxygen	8.49	mg/L	CAPA-14-49392
R-52 S1	1035.2	04/11/13	WG	Dissolved Oxygen	8.68	mg/L	CAPA-13-29576
R-52 S1	1035.2	10/16/12	WG	Dissolved Oxygen	8.46	mg/L	CAPA-12-23811
R-52 S1	1035.2	04/27/12	WG	Dissolved Oxygen	7.87	mg/L	CAPA-12-13241
R-52 S1	1035.2	04/10/14	WG	Flow (in gpm)	3.37	gpm	CAPA-14-57747
R-52 S1	1035.2	11/01/11	WG	Flow (in gpm)	3.4	gpm	CAPA-12-1187

Location	Depth (ft)	Date	Field Matrix	Analyte	Result	Unit	Sample
R-52 S1	1035.2	07/18/11	WG	Flow (in gpm)	3.3	gpm	CAPA-11-22933
R-52 S1	1035.2	05/04/11	WG	Flow (in gpm)	3.4	gpm	CAPA-11-9464
R-52 S1	1035.2	01/13/11	WG	Flow (in gpm)	3.4	gpm	CAPA-11-3082
R-52 S1	1035.2	04/10/14	WG	Oxidation-Reduction Potential	40.3	mV	CAPA-14-57747
R-52 S1	1035.2	12/11/13	WG	Oxidation-Reduction Potential	161.6	mV	CAPA-14-49392
R-52 S1	1035.2	04/11/13	WG	Oxidation-Reduction Potential	134.2	mV	CAPA-13-29576
R-52 S1	1035.2	10/16/12	WG	Oxidation-Reduction Potential	42.8	mV	CAPA-12-23811
R-52 S1	1035.2	04/27/12	WG	Oxidation-Reduction Potential	41.2	mV	CAPA-12-13241
R-52 S1	1035.2	04/10/14	WG	pH	8.05	SU	CAPA-14-57747
R-52 S1	1035.2	12/11/13	WG	pH	7.8	SU	CAPA-14-49392
R-52 S1	1035.2	04/11/13	WG	pH	8.14	SU	CAPA-13-29576
R-52 S1	1035.2	10/16/12	WG	pH	8.03	SU	CAPA-12-23811
R-52 S1	1035.2	04/27/12	WG	pH	8.15	SU	CAPA-12-13241
R-52 S1	1035.2	04/10/14	WG	Specific Conductance	143	µS/cm	CAPA-14-57747
R-52 S1	1035.2	12/11/13	WG	Specific Conductance	146	µS/cm	CAPA-14-49392
R-52 S1	1035.2	04/11/13	WG	Specific Conductance	144	µS/cm	CAPA-13-29576
R-52 S1	1035.2	10/16/12	WG	Specific Conductance	132	µS/cm	CAPA-12-23811
R-52 S1	1035.2	04/27/12	WG	Specific Conductance	143	µS/cm	CAPA-12-13241
R-52 S1	1035.2	04/10/14	WG	Temperature	21.42	deg C	CAPA-14-57747
R-52 S1	1035.2	12/11/13	WG	Temperature	20.42	deg C	CAPA-14-49392
R-52 S1	1035.2	04/11/13	WG	Temperature	21.39	deg C	CAPA-13-29576
R-52 S1	1035.2	10/16/12	WG	Temperature	22.05	deg C	CAPA-12-23811
R-52 S1	1035.2	04/27/12	WG	Temperature	21.74	deg C	CAPA-12-13241
R-52 S1	1035.2	04/10/14	WG	Turbidity	0.17	NTU	CAPA-14-57747
R-52 S1	1035.2	12/11/13	WG	Turbidity	1.6	NTU	CAPA-14-49392
R-52 S1	1035.2	04/11/13	WG	Turbidity	0.8	NTU	CAPA-13-29576
R-52 S1	1035.2	10/16/12	WG	Turbidity	0.8	NTU	CAPA-12-23811
R-52 S1	1035.2	04/27/12	WG	Turbidity	0.5	NTU	CAPA-12-13241
R-52 S2	1107	04/10/14	WG	Dissolved Oxygen	7.12	mg/L	CAPA-14-57748

Location	Depth (ft)	Date	Field Matrix	Analyte	Result	Unit	Sample
R-52 S2	1107	12/11/13	WG	Dissolved Oxygen	7.64	mg/L	CAPA-14-49393
R-52 S2	1107	04/11/13	WG	Dissolved Oxygen	7.34	mg/L	CAPA-13-29577
R-52 S2	1107	10/16/12	WG	Dissolved Oxygen	7.22	mg/L	CAPA-12-23812
R-52 S2	1107	04/27/12	WG	Dissolved Oxygen	7.12	mg/L	CAPA-12-13242
R-52 S2	1107	04/10/14	WG	Flow (in gpm)	3.33	gpm	CAPA-14-57748
R-52 S2	1107	11/01/11	WG	Flow (in gpm)	3.3	gpm	CAPA-12-1189
R-52 S2	1107	11/01/11	WG	Flow (in gpm)	3.3	gpm	CAPA-12-1313
R-52 S2	1107	11/01/11	WG	Flow (in gpm)	3.3	gpm	CAPA-12-1315
R-52 S2	1107	07/18/11	WG	Flow (in gpm)	3.3	gpm	CAPA-11-14716
R-52 S2	1107	07/18/11	WG	Flow (in gpm)	3.3	gpm	CAPA-11-22936
R-52 S2	1107	07/18/11	WG	Flow (in gpm)	3.3	gpm	CAPA-11-14784
R-52 S2	1107	07/18/11	WG	Flow (in gpm)	3.3	gpm	CAPA-11-14712
R-52 S2	1107	07/18/11	WG	Flow (in gpm)	3.3	gpm	CAPA-11-14714
R-52 S2	1107	05/04/11	WG	Flow (in gpm)	3.3	gpm	CAPA-11-9475
R-52 S2	1107	01/13/11	WG	Flow (in gpm)	3.3	gpm	CAPA-11-3084
R-52 S2	1107	04/10/14	WG	Oxidation-Reduction Potential	51.9	mV	CAPA-14-57748
R-52 S2	1107	12/11/13	WG	Oxidation-Reduction Potential	167.8	mV	CAPA-14-49393
R-52 S2	1107	04/11/13	WG	Oxidation-Reduction Potential	164.6	mV	CAPA-13-29577
R-52 S2	1107	10/16/12	WG	Oxidation-Reduction Potential	12	mV	CAPA-12-23812
R-52 S2	1107	04/27/12	WG	Oxidation-Reduction Potential	47.1	mV	CAPA-12-13242
R-52 S2	1107	04/10/14	WG	pH	7.67	SU	CAPA-14-57748
R-52 S2	1107	12/11/13	WG	pH	7.59	SU	CAPA-14-49393
R-52 S2	1107	04/11/13	WG	pH	7.82	SU	CAPA-13-29577
R-52 S2	1107	10/16/12	WG	pH	7.82	SU	CAPA-12-23812
R-52 S2	1107	04/27/12	WG	pH	7.87	SU	CAPA-12-13242
R-52 S2	1107	04/10/14	WG	Specific Conductance	126	µS/cm	CAPA-14-57748
R-52 S2	1107	12/11/13	WG	Specific Conductance	127	µS/cm	CAPA-14-49393
R-52 S2	1107	04/11/13	WG	Specific Conductance	126	µS/cm	CAPA-13-29577
R-52 S2	1107	10/16/12	WG	Specific Conductance	117	µS/cm	CAPA-12-23812

Location	Depth (ft)	Date	Field Matrix	Analyte	Result	Unit	Sample
R-52 S2	1107	04/27/12	WG	Specific Conductance	12.6	µS/cm	CAPA-12-13242
R-52 S2	1107	04/10/14	WG	Temperature	22.36	deg C	CAPA-14-57748
R-52 S2	1107	12/11/13	WG	Temperature	21.13	deg C	CAPA-14-49393
R-52 S2	1107	04/11/13	WG	Temperature	21.14	deg C	CAPA-13-29577
R-52 S2	1107	10/16/12	WG	Temperature	21.27	deg C	CAPA-12-23812
R-52 S2	1107	04/27/12	WG	Temperature	21.4	deg C	CAPA-12-13242
R-52 S2	1107	04/10/14	WG	Turbidity	0.2	NTU	CAPA-14-57748
R-52 S2	1107	12/11/13	WG	Turbidity	0.4	NTU	CAPA-14-49393
R-52 S2	1107	04/11/13	WG	Turbidity	0.3	NTU	CAPA-13-29577
R-52 S2	1107	10/16/12	WG	Turbidity	0.24	NTU	CAPA-12-23812
R-52 S2	1107	04/27/12	WG	Turbidity	0.28	NTU	CAPA-12-13242
R-53 S1	849.2	04/02/14	WG	Dissolved Oxygen	6.22	mg/L	CAPA-14-57749
R-53 S1	849.2	12/12/13	WG	Dissolved Oxygen	5.99	mg/L	CAPA-14-49394
R-53 S1	849.2	04/08/13	WG	Dissolved Oxygen	6.09	mg/L	CAPA-13-29578
R-53 S1	849.2	10/11/12	WG	Dissolved Oxygen	6.09	mg/L	CAPA-12-23813
R-53 S1	849.2	04/24/12	WG	Dissolved Oxygen	6.12	mg/L	CAPA-12-13243
R-53 S1	849.2	04/02/14	WG	Flow (in gpm)	3.9	gpm	CAPA-14-57749
R-53 S1	849.2	10/25/11	WG	Flow (in gpm)	3.5	gpm	CAPA-12-1192
R-53 S1	849.2	07/14/11	WG	Flow (in gpm)	3.8	gpm	CAPA-11-22939
R-53 S1	849.2	05/06/11	WG	Flow (in gpm)	4	gpm	CAPA-11-9484
R-53 S1	849.2	01/14/11	WG	Flow (in gpm)	4	gpm	CAPA-11-3089
R-53 S1	849.2	04/02/14	WG	Oxidation-Reduction Potential	83.3	mV	CAPA-14-57749
R-53 S1	849.2	12/12/13	WG	Oxidation-Reduction Potential	68.5	mV	CAPA-14-49394
R-53 S1	849.2	04/08/13	WG	Oxidation-Reduction Potential	104.8	mV	CAPA-13-29578
R-53 S1	849.2	10/11/12	WG	Oxidation-Reduction Potential	67.3	mV	CAPA-12-23813
R-53 S1	849.2	04/24/12	WG	Oxidation-Reduction Potential	18.8	mV	CAPA-12-13243
R-53 S1	849.2	04/02/14	WG	pH	8	SU	CAPA-14-57749
R-53 S1	849.2	12/12/13	WG	pH	8.09	SU	CAPA-14-49394
R-53 S1	849.2	04/08/13	WG	pH	8	SU	CAPA-13-29578

Location	Depth (ft)	Date	Field Matrix	Analyte	Result	Unit	Sample
R-53 S1	849.2	10/11/12	WG	pH	8.09	SU	CAPA-12-23813
R-53 S1	849.2	04/24/12	WG	pH	7.97	SU	CAPA-12-13243
R-53 S1	849.2	04/02/14	WG	Specific Conductance	129	µS/cm	CAPA-14-57749
R-53 S1	849.2	12/12/13	WG	Specific Conductance	127	µS/cm	CAPA-14-49394
R-53 S1	849.2	04/08/13	WG	Specific Conductance	127	µS/cm	CAPA-13-29578
R-53 S1	849.2	10/11/12	WG	Specific Conductance	129	µS/cm	CAPA-12-23813
R-53 S1	849.2	04/24/12	WG	Specific Conductance	129	µS/cm	CAPA-12-13243
R-53 S1	849.2	04/02/14	WG	Temperature	21.06	deg C	CAPA-14-57749
R-53 S1	849.2	12/12/13	WG	Temperature	20.52	deg C	CAPA-14-49394
R-53 S1	849.2	04/08/13	WG	Temperature	21.03	deg C	CAPA-13-29578
R-53 S1	849.2	10/11/12	WG	Temperature	21.44	deg C	CAPA-12-23813
R-53 S1	849.2	04/24/12	WG	Temperature	21.91	deg C	CAPA-12-13243
R-53 S1	849.2	04/02/14	WG	Turbidity	0.5	NTU	CAPA-14-57749
R-53 S1	849.2	12/12/13	WG	Turbidity	0.65	NTU	CAPA-14-49394
R-53 S1	849.2	04/08/13	WG	Turbidity	0.2	NTU	CAPA-13-29578
R-53 S1	849.2	10/11/12	WG	Turbidity	0.37	NTU	CAPA-12-23813
R-53 S1	849.2	04/24/12	WG	Turbidity	0.46	NTU	CAPA-12-13243
R-53 S2	959.7	04/02/14	WG	Dissolved Oxygen	6.41	mg/L	CAPA-14-57750
R-53 S2	959.7	12/12/13	WG	Dissolved Oxygen	6.27	mg/L	CAPA-14-49395
R-53 S2	959.7	04/08/13	WG	Dissolved Oxygen	6.38	mg/L	CAPA-13-29579
R-53 S2	959.7	10/11/12	WG	Dissolved Oxygen	6.01	mg/L	CAPA-12-23814
R-53 S2	959.7	04/24/12	WG	Dissolved Oxygen	6.39	mg/L	CAPA-12-13244
R-53 S2	959.7	04/02/14	WG	Flow (in gpm)	3.8	gpm	CAPA-14-57750
R-53 S2	959.7	10/25/11	WG	Flow (in gpm)	4	gpm	CAPA-12-1196
R-53 S2	959.7	07/14/11	WG	Flow (in gpm)	3.7	gpm	CAPA-11-22941
R-53 S2	959.7	05/06/11	WG	Flow (in gpm)	3.75	gpm	CAPA-11-9491
R-53 S2	959.7	01/13/11	WG	Flow (in gpm)	3.6	gpm	CAPA-11-3092
R-53 S2	959.7	04/02/14	WG	Oxidation-Reduction Potential	139	mV	CAPA-14-57750
R-53 S2	959.7	12/12/13	WG	Oxidation-Reduction Potential	78	mV	CAPA-14-49395



Location	Depth (ft)	Date	Field Matrix	Analyte	Result	Unit	Sample
R-53 S2	959.7	04/08/13	WG	Oxidation-Reduction Potential	106.6	mV	CAPA-13-29579
R-53 S2	959.7	10/11/12	WG	Oxidation-Reduction Potential	104.5	mV	CAPA-12-23814
R-53 S2	959.7	04/24/12	WG	Oxidation-Reduction Potential	12.4	mV	CAPA-12-13244
R-53 S2	959.7	04/02/14	WG	pH	8.12	SU	CAPA-14-57750
R-53 S2	959.7	12/12/13	WG	pH	8.15	SU	CAPA-14-49395
R-53 S2	959.7	04/08/13	WG	pH	8.03	SU	CAPA-13-29579
R-53 S2	959.7	10/11/12	WG	pH	8.2	SU	CAPA-12-23814
R-53 S2	959.7	04/24/12	WG	pH	8.2	SU	CAPA-12-13244
R-53 S2	959.7	04/02/14	WG	Specific Conductance	125	µS/cm	CAPA-14-57750
R-53 S2	959.7	12/12/13	WG	Specific Conductance	124	µS/cm	CAPA-14-49395
R-53 S2	959.7	04/08/13	WG	Specific Conductance	124	µS/cm	CAPA-13-29579
R-53 S2	959.7	10/11/12	WG	Specific Conductance	126	µS/cm	CAPA-12-23814
R-53 S2	959.7	04/24/12	WG	Specific Conductance	125	µS/cm	CAPA-12-13244
R-53 S2	959.7	04/02/14	WG	Temperature	21.3	deg C	CAPA-14-57750
R-53 S2	959.7	12/12/13	WG	Temperature	21.01	deg C	CAPA-14-49395
R-53 S2	959.7	04/08/13	WG	Temperature	21.58	deg C	CAPA-13-29579
R-53 S2	959.7	10/11/12	WG	Temperature	21.31	deg C	CAPA-12-23814
R-53 S2	959.7	04/24/12	WG	Temperature	22.54	deg C	CAPA-12-13244
R-53 S2	959.7	04/02/14	WG	Turbidity	0.4	NTU	CAPA-14-57750
R-53 S2	959.7	12/12/13	WG	Turbidity	0.4	NTU	CAPA-14-49395
R-53 S2	959.7	04/08/13	WG	Turbidity	0	NTU	CAPA-13-29579
R-53 S2	959.7	10/11/12	WG	Turbidity	0.39	NTU	CAPA-12-23814
R-53 S2	959.7	04/24/12	WG	Turbidity	0.31	NTU	CAPA-12-13244
R-54 S1	830	04/15/14	WG	Dissolved Oxygen	1.02	mg/L	CAPA-14-57751
R-54 S1	830	12/16/13	WG	Dissolved Oxygen	0.65	mg/L	CAPA-14-49396
R-54 S1	830	04/16/13	WG	Dissolved Oxygen	0.55	mg/L	CAPA-13-29580
R-54 S1	830	10/24/12	WG	Dissolved Oxygen	1.05	mg/L	CAPA-12-23815
R-54 S1	830	05/04/12	WG	Dissolved Oxygen	1.21	mg/L	CAPA-12-13245
R-54 S1	830	04/15/14	WG	Flow (in gpm)	3	gpm	CAPA-14-57751

Location	Depth (ft)	Date	Field Matrix	Analyte	Result	Unit	Sample
R-54 S1	830	12/16/13	WG	Flow (in gpm)	3.16	gpm	CAPA-14-49396
R-54 S1	830	11/02/11	WG	Flow (in gpm)	3	gpm	CAPA-12-1325
R-54 S1	830	11/02/11	WG	Flow (in gpm)	3	gpm	CAPA-12-1327
R-54 S1	830	11/02/11	WG	Flow (in gpm)	3	gpm	CAPA-12-1321
R-54 S1	830	11/02/11	WG	Flow (in gpm)	3	gpm	CAPA-12-1323
R-54 S1	830	11/02/11	WG	Flow (in gpm)	3	gpm	CAPA-12-1168
R-54 S1	830	11/02/11	WG	Flow (in gpm)	3	gpm	CAPA-12-1319
R-54 S1	830	11/02/11	WG	Flow (in gpm)	3	gpm	CAPA-12-1333
R-54 S1	830	11/02/11	WG	Flow (in gpm)	3	gpm	CAPA-12-1335
R-54 S1	830	11/02/11	WG	Flow (in gpm)	3	gpm	CAPA-12-1329
R-54 S1	830	11/02/11	WG	Flow (in gpm)	3	gpm	CAPA-12-1331
R-54 S1	830	07/12/11	WG	Flow (in gpm)	3	gpm	CAPA-11-14720
R-54 S1	830	07/12/11	WG	Flow (in gpm)	3	gpm	CAPA-11-14723
R-54 S1	830	07/12/11	WG	Flow (in gpm)	3	gpm	CAPA-11-14718
R-54 S1	830	07/12/11	WG	Flow (in gpm)	3	gpm	CAPA-11-22972
R-54 S1	830	05/04/11	WG	Flow (in gpm)	2.8	gpm	CAPA-11-9499
R-54 S1	830	05/04/11	WG	Flow (in gpm)	2.8	gpm	CAPA-11-10600
R-54 S1	830	05/04/11	WG	Flow (in gpm)	2.8	gpm	CAPA-11-10603
R-54 S1	830	05/04/11	WG	Flow (in gpm)	2.8	gpm	CAPA-11-10604
R-54 S1	830	04/15/14	WG	Oxidation-Reduction Potential	-65	mV	CAPA-14-57751
R-54 S1	830	12/16/13	WG	Oxidation-Reduction Potential	-6.71	mV	CAPA-14-49396
R-54 S1	830	04/16/13	WG	Oxidation-Reduction Potential	-71.6	mV	CAPA-13-29580
R-54 S1	830	10/24/12	WG	Oxidation-Reduction Potential	53.5	mV	CAPA-12-23815
R-54 S1	830	05/04/12	WG	Oxidation-Reduction Potential	-45.4	mV	CAPA-12-13245
R-54 S1	830	04/15/14	WG	pH	6.77	SU	CAPA-14-57751
R-54 S1	830	12/16/13	WG	pH	6.74	SU	CAPA-14-49396
R-54 S1	830	04/16/13	WG	pH	6.58	SU	CAPA-13-29580
R-54 S1	830	10/24/12	WG	pH	6.79	SU	CAPA-12-23815
R-54 S1	830	05/04/12	WG	pH	6.77	SU	CAPA-12-13245

Location	Depth (ft)	Date	Field Matrix	Analyte	Result	Unit	Sample
R-54 S1	830	04/15/14	WG	Specific Conductance	162	µS/cm	CAPA-14-57751
R-54 S1	830	12/16/13	WG	Specific Conductance	174	µS/cm	CAPA-14-49396
R-54 S1	830	04/16/13	WG	Specific Conductance	178	µS/cm	CAPA-13-29580
R-54 S1	830	10/24/12	WG	Specific Conductance	184	µS/cm	CAPA-12-23815
R-54 S1	830	05/04/12	WG	Specific Conductance	177	µS/cm	CAPA-12-13245
R-54 S1	830	04/15/14	WG	Temperature	21.16	deg C	CAPA-14-57751
R-54 S1	830	12/16/13	WG	Temperature	20.98	deg C	CAPA-14-49396
R-54 S1	830	04/16/13	WG	Temperature	21.5	deg C	CAPA-13-29580
R-54 S1	830	10/24/12	WG	Temperature	21.16	deg C	CAPA-12-23815
R-54 S1	830	05/04/12	WG	Temperature	21.25	deg C	CAPA-12-13245
R-54 S1	830	04/15/14	WG	Turbidity	0.8	NTU	CAPA-14-57751
R-54 S1	830	12/16/13	WG	Turbidity	0.96	NTU	CAPA-14-49396
R-54 S1	830	04/16/13	WG	Turbidity	0.58	NTU	CAPA-13-29580
R-54 S1	830	10/24/12	WG	Turbidity	0.61	NTU	CAPA-12-23815
R-54 S1	830	05/04/12	WG	Turbidity	0.6	NTU	CAPA-12-13245
R-54 S2	915	04/15/14	WG	Dissolved Oxygen	6.14	mg/L	CAPA-14-57752
R-54 S2	915	12/16/13	WG	Dissolved Oxygen	6.43	mg/L	CAPA-14-49397
R-54 S2	915	04/16/13	WG	Dissolved Oxygen	6.41	mg/L	CAPA-13-29581
R-54 S2	915	10/24/12	WG	Dissolved Oxygen	6.3	mg/L	CAPA-12-23816
R-54 S2	915	05/04/12	WG	Dissolved Oxygen	6.31	mg/L	CAPA-12-13246
R-54 S2	915	04/15/14	WG	Flow (in gpm)	3.06	gpm	CAPA-14-57752
R-54 S2	915	10/31/11	WG	Flow (in gpm)	2.9	gpm	CAPA-12-1172
R-54 S2	915	07/12/11	WG	Flow (in gpm)	3	gpm	CAPA-11-22976
R-54 S2	915	05/05/11	WG	Flow (in gpm)	3	gpm	CAPA-11-9500
R-54 S2	915	01/12/11	WG	Flow (in gpm)	3	gpm	CAPA-11-3050
R-54 S2	915	04/15/14	WG	Oxidation-Reduction Potential	193.4	mV	CAPA-14-57752
R-54 S2	915	12/16/13	WG	Oxidation-Reduction Potential	35.6	mV	CAPA-14-49397
R-54 S2	915	04/16/13	WG	Oxidation-Reduction Potential	66.9	mV	CAPA-13-29581
R-54 S2	915	10/24/12	WG	Oxidation-Reduction Potential	98.5	mV	CAPA-12-23816

Location	Depth (ft)	Date	Field Matrix	Analyte	Result	Unit	Sample
R-54 S2	915	05/04/12	WG	Oxidation-Reduction Potential	30	mV	CAPA-12-13246
R-54 S2	915	04/15/14	WG	pH	8.23	SU	CAPA-14-57752
R-54 S2	915	12/16/13	WG	pH	8.29	SU	CAPA-14-49397
R-54 S2	915	04/16/13	WG	pH	8.22	SU	CAPA-13-29581
R-54 S2	915	10/24/12	WG	pH	8.37	SU	CAPA-12-23816
R-54 S2	915	05/04/12	WG	pH	8.31	SU	CAPA-12-13246
R-54 S2	915	04/15/14	WG	Specific Conductance	133	µS/cm	CAPA-14-57752
R-54 S2	915	12/16/13	WG	Specific Conductance	127	µS/cm	CAPA-14-49397
R-54 S2	915	04/16/13	WG	Specific Conductance	126	µS/cm	CAPA-13-29581
R-54 S2	915	10/24/12	WG	Specific Conductance	131	µS/cm	CAPA-12-23816
R-54 S2	915	05/04/12	WG	Specific Conductance	121	µS/cm	CAPA-12-13246
R-54 S2	915	04/15/14	WG	Temperature	20.93	deg C	CAPA-14-57752
R-54 S2	915	12/16/13	WG	Temperature	21.43	deg C	CAPA-14-49397
R-54 S2	915	04/16/13	WG	Temperature	21.47	deg C	CAPA-13-29581
R-54 S2	915	10/24/12	WG	Temperature	21.03	deg C	CAPA-12-23816
R-54 S2	915	05/04/12	WG	Temperature	21.77	deg C	CAPA-12-13246
R-54 S2	915	04/15/14	WG	Turbidity	0.2	NTU	CAPA-14-57752
R-54 S2	915	12/16/13	WG	Turbidity	0.52	NTU	CAPA-14-49397
R-54 S2	915	04/16/13	WG	Turbidity	0.61	NTU	CAPA-13-29581
R-54 S2	915	10/24/12	WG	Turbidity	0.55	NTU	CAPA-12-23816
R-54 S2	915	05/04/12	WG	Turbidity	0.63	NTU	CAPA-12-13246
R-55 S1	860	04/07/14	WG	Dissolved Oxygen	6.33	mg/L	CAMO-14-57544
R-55 S1	860	01/08/14	WG	Dissolved Oxygen	6.24	mg/L	CAMO-14-49725
R-55 S1	860	12/02/13	WG	Dissolved Oxygen	6.28	mg/L	CAMO-14-49331
R-55 S1	860	04/18/13	WG	Dissolved Oxygen	6.32	mg/L	CAMO-13-29629
R-55 S1	860	10/24/12	WG	Dissolved Oxygen	6.29	mg/L	CAMO-12-23862
R-55 S1	860	04/07/14	WG	Flow (in gpm)	2.8	gpm	CAMO-14-57544
R-55 S1	860	01/08/14	WG	Flow (in gpm)	2.77	gpm	CAMO-14-49725
R-55 S1	860	10/28/11	WG	Flow (in gpm)	2.8	gpm	CAPA-12-1201

Location	Depth (ft)	Date	Field Matrix	Analyte	Result	Unit	Sample
R-55 S1	860	07/15/11	WG	Flow (in gpm)	1.7	gpm	CAPA-11-14731
R-55 S1	860	07/15/11	WG	Flow (in gpm)	2.7	gpm	CAPA-11-14733
R-55 S1	860	07/15/11	WG	Flow (in gpm)	2.7	gpm	CAPA-11-14735
R-55 S1	860	07/15/11	WG	Flow (in gpm)	2.7	gpm	CAPA-11-23022
R-55 S1	860	04/28/11	WG	Flow (in gpm)	2.75	gpm	CAPA-11-9505
R-55 S1	860	04/07/14	WG	Oxidation-Reduction Potential	58.6	mV	CAMO-14-57544
R-55 S1	860	01/08/14	WG	Oxidation-Reduction Potential	144.5	mV	CAMO-14-49725
R-55 S1	860	12/02/13	WG	Oxidation-Reduction Potential	54.8	mV	CAMO-14-49331
R-55 S1	860	04/18/13	WG	Oxidation-Reduction Potential	61.8	mV	CAMO-13-29629
R-55 S1	860	10/24/12	WG	Oxidation-Reduction Potential	89.2	mV	CAMO-12-23862
R-55 S1	860	04/07/14	WG	pH	8.18	SU	CAMO-14-57544
R-55 S1	860	01/08/14	WG	pH	8.23	SU	CAMO-14-49725
R-55 S1	860	12/02/13	WG	pH	8.19	SU	CAMO-14-49331
R-55 S1	860	04/18/13	WG	pH	8.22	SU	CAMO-13-29629
R-55 S1	860	10/24/12	WG	pH	8.19	SU	CAMO-12-23862
R-55 S1	860	04/07/14	WG	Specific Conductance	176	µS/cm	CAMO-14-57544
R-55 S1	860	01/08/14	WG	Specific Conductance	176	µS/cm	CAMO-14-49725
R-55 S1	860	12/02/13	WG	Specific Conductance	175	µS/cm	CAMO-14-49331
R-55 S1	860	04/18/13	WG	Specific Conductance	174	µS/cm	CAMO-13-29629
R-55 S1	860	10/24/12	WG	Specific Conductance	173	µS/cm	CAMO-12-23862
R-55 S1	860	04/07/14	WG	Temperature	21.7	deg C	CAMO-14-57544
R-55 S1	860	01/08/14	WG	Temperature	21.15	deg C	CAMO-14-49725
R-55 S1	860	12/02/13	WG	Temperature	21.7	deg C	CAMO-14-49331
R-55 S1	860	04/18/13	WG	Temperature	20.45	deg C	CAMO-13-29629
R-55 S1	860	10/24/12	WG	Temperature	22.26	deg C	CAMO-12-23862
R-55 S1	860	04/07/14	WG	Turbidity	0.19	NTU	CAMO-14-57544
R-55 S1	860	01/08/14	WG	Turbidity	0.25	NTU	CAMO-14-49725
R-55 S1	860	12/02/13	WG	Turbidity	0.26	NTU	CAMO-14-49331
R-55 S1	860	04/18/13	WG	Turbidity	0	NTU	CAMO-13-29629

Location	Depth (ft)	Date	Field Matrix	Analyte	Result	Unit	Sample
R-55 S1	860	10/24/12	WG	Turbidity	0.25	NTU	CAMO-12-23862
R-55 S2	994.4	04/07/14	WG	Dissolved Oxygen	5.72	mg/L	CAMO-14-57545
R-55 S2	994.4	12/02/13	WG	Dissolved Oxygen	5.63	mg/L	CAMO-14-49332
R-55 S2	994.4	04/18/13	WG	Dissolved Oxygen	5.42	mg/L	CAMO-13-29630
R-55 S2	994.4	10/24/12	WG	Dissolved Oxygen	5.21	mg/L	CAMO-12-23863
R-55 S2	994.4	04/26/12	WG	Dissolved Oxygen	5.03	mg/L	CAPA-12-13264
R-55 S2	994.4	04/07/14	WG	Flow (in gpm)	2.67	gpm	CAMO-14-57545
R-55 S2	994.4	10/31/11	WG	Flow (in gpm)	2.6	gpm	CAPA-12-1204
R-55 S2	994.4	07/14/11	WG	Flow (in gpm)	2.5	gpm	CAPA-11-14737
R-55 S2	994.4	07/14/11	WG	Flow (in gpm)	2.5	gpm	CAPA-11-14739
R-55 S2	994.4	07/14/11	WG	Flow (in gpm)	2.5	gpm	CAPA-11-23024
R-55 S2	994.4	04/28/11	WG	Flow (in gpm)	2.5	gpm	CAPA-11-9508
R-55 S2	994.4	02/01/11	WG	Flow (in gpm)	2.5	gpm	CAPA-11-4726
R-55 S2	994.4	04/07/14	WG	Oxidation-Reduction Potential	55.2	mV	CAMO-14-57545
R-55 S2	994.4	12/02/13	WG	Oxidation-Reduction Potential	46.9	mV	CAMO-14-49332
R-55 S2	994.4	04/18/13	WG	Oxidation-Reduction Potential	55.8	mV	CAMO-13-29630
R-55 S2	994.4	10/24/12	WG	Oxidation-Reduction Potential	83.3	mV	CAMO-12-23863
R-55 S2	994.4	04/26/12	WG	Oxidation-Reduction Potential	130.3	mV	CAPA-12-13264
R-55 S2	994.4	04/07/14	WG	pH	8.39	SU	CAMO-14-57545
R-55 S2	994.4	12/02/13	WG	pH	8.42	SU	CAMO-14-49332
R-55 S2	994.4	04/18/13	WG	pH	8.49	SU	CAMO-13-29630
R-55 S2	994.4	10/24/12	WG	pH	8.48	SU	CAMO-12-23863
R-55 S2	994.4	04/26/12	WG	pH	8.55	SU	CAPA-12-13264
R-55 S2	994.4	04/07/14	WG	Specific Conductance	178	µS/cm	CAMO-14-57545
R-55 S2	994.4	12/02/13	WG	Specific Conductance	178	µS/cm	CAMO-14-49332
R-55 S2	994.4	04/18/13	WG	Specific Conductance	175	µS/cm	CAMO-13-29630
R-55 S2	994.4	10/24/12	WG	Specific Conductance	175	µS/cm	CAMO-12-23863
R-55 S2	994.4	04/26/12	WG	Specific Conductance	178	µS/cm	CAPA-12-13264
R-55 S2	994.4	04/07/14	WG	Temperature	22.34	deg C	CAMO-14-57545

Location	Depth (ft)	Date	Field Matrix	Analyte	Result	Unit	Sample
R-55 S2	994.4	12/02/13	WG	Temperature	21.59	deg C	CAMO-14-49332
R-55 S2	994.4	04/18/13	WG	Temperature	21.12	deg C	CAMO-13-29630
R-55 S2	994.4	10/24/12	WG	Temperature	22.52	deg C	CAMO-12-23863
R-55 S2	994.4	04/26/12	WG	Temperature	22.94	deg C	CAPA-12-13264
R-55 S2	994.4	04/07/14	WG	Turbidity	0.28	NTU	CAMO-14-57545
R-55 S2	994.4	12/02/13	WG	Turbidity	0.33	NTU	CAMO-14-49332
R-55 S2	994.4	04/18/13	WG	Turbidity	0	NTU	CAMO-13-29630
R-55 S2	994.4	10/24/12	WG	Turbidity	0.35	NTU	CAMO-12-23863
R-55 S2	994.4	04/26/12	WG	Turbidity	0.33	NTU	CAPA-12-13264
R-55i	510	04/16/14	WG	Dissolved Oxygen	3.46	mg/L	CAMO-14-57546
R-55i	510	12/12/13	WG	Dissolved Oxygen	3.15	mg/L	CAMO-14-49333
R-55i	510	04/18/13	WG	Dissolved Oxygen	2.85	mg/L	CAMO-13-29631
R-55i	510	10/25/12	WG	Dissolved Oxygen	2.59	mg/L	CAMO-12-23864
R-55i	510	04/30/12	WG	Dissolved Oxygen	5.11	mg/L	CAPA-12-13265
R-55i	510	04/30/12	WG	Dissolved Oxygen	5.11	mg/L	CAPA-12-13348
R-55i	510	04/16/14	WG	Flow (in gpm)	2.2	gpm	CAMO-14-57546
R-55i	510	11/01/11	WG	Flow (in gpm)	2.2	gpm	CAPA-12-1224
R-55i	510	11/01/11	WG	Flow (in gpm)	2.2	gpm	CAPA-12-1284
R-55i	510	11/01/11	WG	Flow (in gpm)	2.2	gpm	CAPA-12-1286
R-55i	510	11/01/11	WG	Flow (in gpm)	2.2	gpm	CAPA-12-1288
R-55i	510	11/01/11	WG	Flow (in gpm)	2.2	gpm	CAPA-12-1290
R-55i	510	07/18/11	WG	Flow (in gpm)	2.3	gpm	CAPA-11-14771
R-55i	510	07/18/11	WG	Flow (in gpm)	2.3	gpm	CAPA-11-22978
R-55i	510	07/18/11	WG	Flow (in gpm)	2.3	gpm	CAPA-11-14767
R-55i	510	07/18/11	WG	Flow (in gpm)	2.3	gpm	CAPA-11-14769
R-55i	510	05/10/11	WG	Flow (in gpm)	2.4	gpm	CAPA-11-10606
R-55i	510	03/23/11	WG	Flow (in gpm)	2.5	gpm	CAPA-11-4734
R-55i	510	04/16/14	WG	Oxidation-Reduction Potential	-25.6	mV	CAMO-14-57546
R-55i	510	12/12/13	WG	Oxidation-Reduction Potential	-36.8	mV	CAMO-14-49333

Location	Depth (ft)	Date	Field Matrix	Analyte	Result	Unit	Sample
R-55i	510	04/18/13	WG	Oxidation-Reduction Potential	-81.7	mV	CAMO-13-29631
R-55i	510	10/25/12	WG	Oxidation-Reduction Potential	-73.4	mV	CAMO-12-23864
R-55i	510	04/30/12	WG	Oxidation-Reduction Potential	-39.8	mV	CAPA-12-13265
R-55i	510	04/30/12	WG	Oxidation-Reduction Potential	-39.8	mV	CAPA-12-13348
R-55i	510	04/16/14	WG	pH	7.33	SU	CAMO-14-57546
R-55i	510	12/12/13	WG	pH	7.21	SU	CAMO-14-49333
R-55i	510	04/18/13	WG	pH	7.16	SU	CAMO-13-29631
R-55i	510	10/25/12	WG	pH	7.28	SU	CAMO-12-23864
R-55i	510	04/30/12	WG	pH	7.39	SU	CAPA-12-13265
R-55i	510	04/30/12	WG	pH	7.39	SU	CAPA-12-13348
R-55i	510	04/16/14	WG	Specific Conductance	317	µS/cm	CAMO-14-57546
R-55i	510	12/12/13	WG	Specific Conductance	323	µS/cm	CAMO-14-49333
R-55i	510	04/18/13	WG	Specific Conductance	318	µS/cm	CAMO-13-29631
R-55i	510	10/25/12	WG	Specific Conductance	319	µS/cm	CAMO-12-23864
R-55i	510	04/30/12	WG	Specific Conductance	313	µS/cm	CAPA-12-13265
R-55i	510	04/30/12	WG	Specific Conductance	313	µS/cm	CAPA-12-13348
R-55i	510	04/16/14	WG	Temperature	18.42	deg C	CAMO-14-57546
R-55i	510	12/12/13	WG	Temperature	16.65	deg C	CAMO-14-49333
R-55i	510	04/18/13	WG	Temperature	16.95	deg C	CAMO-13-29631
R-55i	510	10/25/12	WG	Temperature	16.97	deg C	CAMO-12-23864
R-55i	510	04/30/12	WG	Temperature	18.91	deg C	CAPA-12-13265
R-55i	510	04/30/12	WG	Temperature	18.91	deg C	CAPA-12-13348
R-55i	510	04/16/14	WG	Turbidity	0.7	NTU	CAMO-14-57546
R-55i	510	12/12/13	WG	Turbidity	1.1	NTU	CAMO-14-49333
R-55i	510	04/18/13	WG	Turbidity	0.5	NTU	CAMO-13-29631
R-55i	510	10/25/12	WG	Turbidity	2.57	NTU	CAMO-12-23864
R-55i	510	04/30/12	WG	Turbidity	0.48	NTU	CAPA-12-13265
R-55i	510	04/30/12	WG	Turbidity	0.48	NTU	CAPA-12-13348
R-56 S1	945	04/18/14	WG	Dissolved Oxygen	6.5	mg/L	CAPA-14-57753



Location	Depth (ft)	Date	Field Matrix	Analyte	Result	Unit	Sample
R-56 S1	945	01/23/14	WG	Dissolved Oxygen	6.82	mg/L	CAPA-14-49712
R-56 S1	945	12/17/13	WG	Dissolved Oxygen	6.68	mg/L	CAPA-14-49398
R-56 S1	945	07/23/13	WG	Dissolved Oxygen	6.55	mg/L	CAPA-13-36955
R-56 S1	945	04/24/13	WG	Dissolved Oxygen	6.33	mg/L	CAPA-13-29582
R-56 S1	945	04/18/14	WG	Flow (in gpm)	4.16	gpm	CAPA-14-57753
R-56 S1	945	01/23/14	WG	Flow (in gpm)	4.17	gpm	CAPA-14-49712
R-56 S1	945	11/02/11	WG	Flow (in gpm)	4	gpm	CAPA-12-1207
R-56 S1	945	07/20/11	WG	Flow (in gpm)	4	gpm	CAPA-11-14745
R-56 S1	945	07/20/11	WG	Flow (in gpm)	4	gpm	CAPA-11-23029
R-56 S1	945	05/10/11	WG	Flow (in gpm)	4	gpm	CAPA-11-9510
R-56 S1	945	04/18/14	WG	Oxidation-Reduction Potential	171.4	mV	CAPA-14-57753
R-56 S1	945	01/23/14	WG	Oxidation-Reduction Potential	-83.3	mV	CAPA-14-49712
R-56 S1	945	12/17/13	WG	Oxidation-Reduction Potential	129.5	mV	CAPA-14-49398
R-56 S1	945	07/23/13	WG	Oxidation-Reduction Potential	148.6	mV	CAPA-13-36955
R-56 S1	945	04/24/13	WG	Oxidation-Reduction Potential	137.3	mV	CAPA-13-29582
R-56 S1	945	04/18/14	WG	pH	8.02	SU	CAPA-14-57753
R-56 S1	945	01/23/14	WG	pH	8.09	SU	CAPA-14-49712
R-56 S1	945	12/17/13	WG	pH	7.88	SU	CAPA-14-49398
R-56 S1	945	07/23/13	WG	pH	8.03	SU	CAPA-13-36955
R-56 S1	945	04/24/13	WG	pH	7.97	SU	CAPA-13-29582
R-56 S1	945	04/18/14	WG	Specific Conductance	155	µS/cm	CAPA-14-57753
R-56 S1	945	01/23/14	WG	Specific Conductance	153	µS/cm	CAPA-14-49712
R-56 S1	945	12/17/13	WG	Specific Conductance	151	µS/cm	CAPA-14-49398
R-56 S1	945	07/23/13	WG	Specific Conductance	150	µS/cm	CAPA-13-36955
R-56 S1	945	04/24/13	WG	Specific Conductance	147	µS/cm	CAPA-13-29582
R-56 S1	945	04/18/14	WG	Temperature	20.41	deg C	CAPA-14-57753
R-56 S1	945	01/23/14	WG	Temperature	20.21	deg C	CAPA-14-49712
R-56 S1	945	12/17/13	WG	Temperature	21.08	deg C	CAPA-14-49398
R-56 S1	945	07/23/13	WG	Temperature	21.69	deg C	CAPA-13-36955

Location	Depth (ft)	Date	Field Matrix	Analyte	Result	Unit	Sample
R-56 S1	945	04/24/13	WG	Temperature	21	deg C	CAPA-13-29582
R-56 S1	945	04/18/14	WG	Turbidity	0	NTU	CAPA-14-57753
R-56 S1	945	01/23/14	WG	Turbidity	0.31	NTU	CAPA-14-49712
R-56 S1	945	12/17/13	WG	Turbidity	0.7	NTU	CAPA-14-49398
R-56 S1	945	07/23/13	WG	Turbidity	0.3	NTU	CAPA-13-36955
R-56 S1	945	04/24/13	WG	Turbidity	0	NTU	CAPA-13-29582
R-56 S2	1046.6	04/18/14	WG	Dissolved Oxygen	5.81	mg/L	CAPA-14-57754
R-56 S2	1046.6	12/17/13	WG	Dissolved Oxygen	5.47	mg/L	CAPA-14-49399
R-56 S2	1046.6	04/24/13	WG	Dissolved Oxygen	5.54	mg/L	CAPA-13-29583
R-56 S2	1046.6	10/18/12	WG	Dissolved Oxygen	5.27	mg/L	CAPA-12-23818
R-56 S2	1046.6	04/25/12	WG	Dissolved Oxygen	5.39	mg/L	CAPA-12-13248
R-56 S2	1046.6	04/18/14	WG	Flow (in gpm)	4.16	gpm	CAPA-14-57754
R-56 S2	1046.6	11/02/11	WG	Flow (in gpm)	4	gpm	CAPA-12-1213
R-56 S2	1046.6	07/20/11	WG	Flow (in gpm)	4	gpm	CAPA-11-14750
R-56 S2	1046.6	07/20/11	WG	Flow (in gpm)	4	gpm	CAPA-11-14752
R-56 S2	1046.6	07/20/11	WG	Flow (in gpm)	4	gpm	CAPA-11-23032
R-56 S2	1046.6	07/20/11	WG	Flow (in gpm)	4	gpm	CAPA-11-14748
R-56 S2	1046.6	05/10/11	WG	Flow (in gpm)	4	gpm	CAPA-11-9514
R-56 S2	1046.6	02/07/11	WG	Flow (in gpm)	4.3	gpm	CAPA-11-4731
R-56 S2	1046.6	04/18/14	WG	Oxidation-Reduction Potential	158	mV	CAPA-14-57754
R-56 S2	1046.6	12/17/13	WG	Oxidation-Reduction Potential	154.1	mV	CAPA-14-49399
R-56 S2	1046.6	04/24/13	WG	Oxidation-Reduction Potential	174.1	mV	CAPA-13-29583
R-56 S2	1046.6	10/18/12	WG	Oxidation-Reduction Potential	55.5	mV	CAPA-12-23818
R-56 S2	1046.6	04/25/12	WG	Oxidation-Reduction Potential	83.8	mV	CAPA-12-13248
R-56 S2	1046.6	04/18/14	WG	pH	8.34	SU	CAPA-14-57754
R-56 S2	1046.6	12/17/13	WG	pH	8.26	SU	CAPA-14-49399
R-56 S2	1046.6	04/24/13	WG	pH	8.31	SU	CAPA-13-29583
R-56 S2	1046.6	10/18/12	WG	pH	8.36	SU	CAPA-12-23818
R-56 S2	1046.6	04/25/12	WG	pH	8.47	SU	CAPA-12-13248

Location	Depth (ft)	Date	Field Matrix	Analyte	Result	Unit	Sample
R-56 S2	1046.6	04/18/14	WG	Specific Conductance	130	µS/cm	CAPA-14-57754
R-56 S2	1046.6	12/17/13	WG	Specific Conductance	132	µS/cm	CAPA-14-49399
R-56 S2	1046.6	04/24/13	WG	Specific Conductance	130	µS/cm	CAPA-13-29583
R-56 S2	1046.6	10/18/12	WG	Specific Conductance	131	µS/cm	CAPA-12-23818
R-56 S2	1046.6	04/25/12	WG	Specific Conductance	134	µS/cm	CAPA-12-13248
R-56 S2	1046.6	04/18/14	WG	Temperature	21.58	deg C	CAPA-14-57754
R-56 S2	1046.6	12/17/13	WG	Temperature	20.68	deg C	CAPA-14-49399
R-56 S2	1046.6	04/24/13	WG	Temperature	21.2	deg C	CAPA-13-29583
R-56 S2	1046.6	10/18/12	WG	Temperature	20.79	deg C	CAPA-12-23818
R-56 S2	1046.6	04/25/12	WG	Temperature	21.6	deg C	CAPA-12-13248
R-56 S2	1046.6	04/18/14	WG	Turbidity	0	NTU	CAPA-14-57754
R-56 S2	1046.6	12/17/13	WG	Turbidity	0.8	NTU	CAPA-14-49399
R-56 S2	1046.6	04/24/13	WG	Turbidity	0	NTU	CAPA-13-29583
R-56 S2	1046.6	10/18/12	WG	Turbidity	0.59	NTU	CAPA-12-23818
R-56 S2	1046.6	04/25/12	WG	Turbidity	1.02	NTU	CAPA-12-13248
R-57 S1	910	04/03/14	WG	Dissolved Oxygen	5.18	mg/L	CAPA-14-57755
R-57 S1	910	01/08/14	WG	Dissolved Oxygen	4.79	mg/L	CAPA-14-49713
R-57 S1	910	12/05/13	WG	Dissolved Oxygen	5.02	mg/L	CAPA-14-49400
R-57 S1	910	07/18/13	WG	Dissolved Oxygen	4.95	mg/L	CAPA-13-36956
R-57 S1	910	07/18/13	WG	Dissolved Oxygen	3.35	mg/L	CAPA-13-39005
R-57 S1	910	04/10/13	WG	Dissolved Oxygen	5.01	mg/L	CAPA-13-29584
R-57 S1	910	04/03/14	WG	Flow (in gpm)	3.57	gpm	CAPA-14-57755
R-57 S1	910	01/08/14	WG	Flow (in gpm)	3.6	gpm	CAPA-14-49713
R-57 S1	910	12/05/13	WG	Flow (in gpm)	3.6	gpm	CAPA-14-49400
R-57 S1	910	10/21/11	WG	Flow (in gpm)	3.3	gpm	CAPA-12-1215
R-57 S1	910	07/13/11	WG	Flow (in gpm)	3.3	gpm	CAPA-11-14754
R-57 S1	910	07/13/11	WG	Flow (in gpm)	3.3	gpm	CAPA-11-14756
R-57 S1	910	07/13/11	WG	Flow (in gpm)	3.3	gpm	CAPA-11-23035
R-57 S1	910	07/13/11	WG	Flow (in gpm)	3.3	gpm	CAPA-11-14758

Location	Depth (ft)	Date	Field Matrix	Analyte	Result	Unit	Sample
R-57 S1	910	04/03/14	WG	Oxidation-Reduction Potential	106.1	mV	CAPA-14-57755
R-57 S1	910	01/08/14	WG	Oxidation-Reduction Potential	-50.8	mV	CAPA-14-49713
R-57 S1	910	12/05/13	WG	Oxidation-Reduction Potential	37	mV	CAPA-14-49400
R-57 S1	910	07/18/13	WG	Oxidation-Reduction Potential	71.4	mV	CAPA-13-36956
R-57 S1	910	07/18/13	WG	Oxidation-Reduction Potential	45.2	mV	CAPA-13-39005
R-57 S1	910	04/10/13	WG	Oxidation-Reduction Potential	46.6	mV	CAPA-13-29584
R-57 S1	910	04/03/14	WG	pH	7.83	SU	CAPA-14-57755
R-57 S1	910	01/08/14	WG	pH	7.73	SU	CAPA-14-49713
R-57 S1	910	12/05/13	WG	pH	7.85	SU	CAPA-14-49400
R-57 S1	910	07/18/13	WG	pH	7.92	SU	CAPA-13-36956
R-57 S1	910	07/18/13	WG	pH	8.11	SU	CAPA-13-39005
R-57 S1	910	04/10/13	WG	pH	7.83	SU	CAPA-13-29584
R-57 S1	910	04/03/14	WG	Specific Conductance	144	µS/cm	CAPA-14-57755
R-57 S1	910	01/08/14	WG	Specific Conductance	141	µS/cm	CAPA-14-49713
R-57 S1	910	12/05/13	WG	Specific Conductance	141	µS/cm	CAPA-14-49400
R-57 S1	910	07/18/13	WG	Specific Conductance	138	µS/cm	CAPA-13-36956
R-57 S1	910	07/18/13	WG	Specific Conductance	146	µS/cm	CAPA-13-39005
R-57 S1	910	04/10/13	WG	Specific Conductance	145	µS/cm	CAPA-13-29584
R-57 S1	910	04/03/14	WG	Temperature	21.93	deg C	CAPA-14-57755
R-57 S1	910	01/08/14	WG	Temperature	18.1	deg C	CAPA-14-49713
R-57 S1	910	12/05/13	WG	Temperature	21.83	deg C	CAPA-14-49400
R-57 S1	910	07/18/13	WG	Temperature	22.71	deg C	CAPA-13-36956
R-57 S1	910	07/18/13	WG	Temperature	22.19	deg C	CAPA-13-39005
R-57 S1	910	04/10/13	WG	Temperature	21.99	deg C	CAPA-13-29584
R-57 S1	910	04/03/14	WG	Turbidity	0.5	NTU	CAPA-14-57755
R-57 S1	910	01/08/14	WG	Turbidity	0	NTU	CAPA-14-49713
R-57 S1	910	12/05/13	WG	Turbidity	0.5	NTU	CAPA-14-49400
R-57 S1	910	07/18/13	WG	Turbidity	0.4	NTU	CAPA-13-36956
R-57 S1	910	07/18/13	WG	Turbidity	0.8	NTU	CAPA-13-39005

Location	Depth (ft)	Date	Field Matrix	Analyte	Result	Unit	Sample
R-57 S1	910	04/10/13	WG	Turbidity	0.5	NTU	CAPA-13-29584
R-57 S2	971.5	04/03/14	WG	Dissolved Oxygen	5.85	mg/L	CAPA-14-57756
R-57 S2	971.5	12/05/13	WG	Dissolved Oxygen	5.9	mg/L	CAPA-14-49401
R-57 S2	971.5	04/10/13	WG	Dissolved Oxygen	5.75	mg/L	CAPA-13-29585
R-57 S2	971.5	10/10/12	WG	Dissolved Oxygen	5.06	mg/L	CAPA-12-23820
R-57 S2	971.5	04/23/12	WG	Dissolved Oxygen	6	mg/L	CAPA-12-13250
R-57 S2	971.5	04/03/14	WG	Flow (in gpm)	3.66	gpm	CAPA-14-57756
R-57 S2	971.5	12/05/13	WG	Flow (in gpm)	3.6	gpm	CAPA-14-49401
R-57 S2	971.5	10/21/11	WG	Flow (in gpm)	3.3	gpm	CAPA-12-1218
R-57 S2	971.5	07/13/11	WG	Flow (in gpm)	3.4	gpm	CAPA-11-23039
R-57 S2	971.5	07/13/11	WG	Flow (in gpm)	3.4	gpm	CAPA-11-14762
R-57 S2	971.5	07/13/11	WG	Flow (in gpm)	3.4	gpm	CAPA-11-14760
R-57 S2	971.5	07/13/11	WG	Flow (in gpm)	3.4	gpm	CAPA-11-14765
R-57 S2	971.5	05/09/11	WG	Flow (in gpm)	3.3	gpm	CAPA-11-9518
R-57 S2	971.5	04/03/14	WG	Oxidation-Reduction Potential	105.9	mV	CAPA-14-57756
R-57 S2	971.5	12/05/13	WG	Oxidation-Reduction Potential	66.6	mV	CAPA-14-49401
R-57 S2	971.5	04/10/13	WG	Oxidation-Reduction Potential	47.7	mV	CAPA-13-29585
R-57 S2	971.5	10/10/12	WG	Oxidation-Reduction Potential	49.8	mV	CAPA-12-23820
R-57 S2	971.5	04/23/12	WG	Oxidation-Reduction Potential	80.9	mV	CAPA-12-13250
R-57 S2	971.5	04/03/14	WG	pH	7.81	SU	CAPA-14-57756
R-57 S2	971.5	12/05/13	WG	pH	7.85	SU	CAPA-14-49401
R-57 S2	971.5	04/10/13	WG	pH	7.75	SU	CAPA-13-29585
R-57 S2	971.5	10/10/12	WG	pH	7.73	SU	CAPA-12-23820
R-57 S2	971.5	04/23/12	WG	pH	7.59	SU	CAPA-12-13250
R-57 S2	971.5	04/03/14	WG	Specific Conductance	138	µS/cm	CAPA-14-57756
R-57 S2	971.5	12/05/13	WG	Specific Conductance	134	µS/cm	CAPA-14-49401
R-57 S2	971.5	04/10/13	WG	Specific Conductance	138	µS/cm	CAPA-13-29585
R-57 S2	971.5	10/10/12	WG	Specific Conductance	132	µS/cm	CAPA-12-23820
R-57 S2	971.5	04/23/12	WG	Specific Conductance	134	µS/cm	CAPA-12-13250

Location	Depth (ft)	Date	Field Matrix	Analyte	Result	Unit	Sample
R-57 S2	971.5	04/03/14	WG	Temperature	21.13	deg C	CAPA-14-57756
R-57 S2	971.5	12/05/13	WG	Temperature	21.7	deg C	CAPA-14-49401
R-57 S2	971.5	04/10/13	WG	Temperature	22.12	deg C	CAPA-13-29585
R-57 S2	971.5	10/10/12	WG	Temperature	22.11	deg C	CAPA-12-23820
R-57 S2	971.5	04/23/12	WG	Temperature	23.09	deg C	CAPA-12-13250
R-57 S2	971.5	04/03/14	WG	Turbidity	0.5	NTU	CAPA-14-57756
R-57 S2	971.5	12/05/13	WG	Turbidity	0.8	NTU	CAPA-14-49401
R-57 S2	971.5	04/10/13	WG	Turbidity	2.2	NTU	CAPA-13-29585
R-57 S2	971.5	10/10/12	WG	Turbidity	0.81	NTU	CAPA-12-23820
R-57 S2	971.5	04/23/12	WG	Turbidity	0.74	NTU	CAPA-12-13250

<sup>a</sup> WG = Groundwater.

<sup>b</sup> gpm = Gallons per minute.

<sup>c</sup> SU = Standard unit.

<sup>d</sup> NTU = Nephelometric turbidity unit.

## **Appendix B**

---

*Groundwater-Elevation Measurements  
(on CD included with this document)*





## **Appendix C**

---

*Analytical Chemistry Results, Including Results from  
Previous Four Monitoring Events if Available*



The following pages provide lists of (1) acronyms, abbreviations, symbols, and various analytical codes; (2) analytical laboratory qualifier codes; and (3) secondary validation flag codes that may be used in Appendix C. Please note that these are comprehensive lists, and this periodic monitoring report may not include all of the terms in the lists.

### Acronyms and Abbreviations

Acronym, Abbreviation, or Symbol	Description
<b>Miscellaneous</b>	
%	percent
%D	percent difference
%R	percent recovery
%RSD	percent relative standard deviation
<	Based on qualifiers, the result was a nondetection.
—	none
4,4'-DDD	4,4'-dichlorodiphenyldichloroethane
4,4'-DDT	4,4'-dichlorodiphenyltrichloroethane
BHC	benzene hexachloride
CB	chlorinated biphenyl
CCB	continuing calibration blank
CCV	continuing calibration verification
CLP	Control Laboratory Program
CRDL	contract-required detection limit
CRI	CDRL check standard
DCG	Derived Concentration Guide (DOE)
DDE	dichlorodiphenyldichloroethylene
DNX	dinitroso-RDX (or hexahydro-1,3-dinitroso-5-nitro-1,3,5-triazine)
DOE	Department of Energy (U.S.)
DQO	data quality objective
EPA	Environmental Protection Agency (U.S.)
GC	gas chromatography
GC/MS	gas chromatography/mass spectrometry
GFAA	graphite furnace atomic absorption
GFPC	gas-flow proportional counter
GW	groundwater
HH OO	Human Health—Organism Only (NMWQCC standard)
HMX	1,3,5,7-tetranitro-1,3,5,7-tetrazocine
HPLC	high-pressure liquid chromatography
ICAL	initial calibration
ICPAES	inductively coupled plasma atomic (optical) emission spectroscopy
ICV	initial calibration verification
IDL	instrument detection limit

**Acronyms and Abbreviations (continued)**

Acronym, Abbreviation, or Symbol	Description
<b>Miscellaneous (continued)</b>	
IS	internal standard
LAL	lower acceptance limit
LANL	Los Alamos National Laboratory
LCS	laboratory control sample
LLEE	low-level electrolytic extraction
LOC	level of chlorination
LSC	liquid scintillation counting
Lvl	level
MCL	maximum contaminant level (EPA)
MDA	minimum detectable activity
MDC	minimum detectable concentration
MDL	method detection limit
MNX	mononitroso-RDX (or hexahydro-1-nitroso-3,5-dinitro-1,3,5-triazine)
MS	matrix spike
MSD	matrix spike duplicate
NM	NMWQCC
NMED	New Mexico Environmental Department
NMWQCC	New Mexico Water Quality Control Commission
OPR	ongoing precision recovery
PCB	polychlorinated biphenyl
PCDD	polychlorinated dibenzo-p-dioxin
PCDF	polychlorinated dibenzofuran
PQL	practical quantitation limit
Prelim	preliminary
QC	quality control
RDX	hexahydro-1,3,5-trinitro-1,3,5-triazine
RF	response factor
RL	reporting limit
RPD	relative percent difference
RRF	relative response factor
RRT	relative retention time
RT	retention time
Scr	screening
SDG	sample delivery group
SMO	Sample Management Office
SSC	suspended sediment concentration
SU	standard unit
TCDD	tetrachlorodibenzo-p-dioxin

**Acronyms and Abbreviations (continued)**

Acronym, Abbreviation, or Symbol	Description
<b>Miscellaneous (continued)</b>	
TCDF	tetrachlorodibenzofuran
TDS	total dissolved solids
TPH-DRO	total petroleum hydrocarbons—diesel range organics
TNX	trinitroso-RDX (or hexahydro-1,3,5-trinitroso-1,3,5-triazine)
TPU	total propagated uncertainty
UAL	upper acceptance limit
<b>Field Matrix Codes</b>	
W	water
WG	groundwater
WM	snowmelt
WP	persistent flow
WS	base flow
WT	storm runoff
<b>Field Prep Codes</b>	
F	filtered
UF	unfiltered
<b>Lab Sample Type Codes</b>	
CS	client sample
DL	dilution
DUP	duplicate
INIT	initial
RE	reanalysis
REDL	reanalysis dilution
REDP	reanalysis duplicate
RI	reissue
TRP	triplicate
<b>Field QC Type Codes</b>	
EQB	equipment rinsate blank
FB	field blank
FD	field duplicate
FR	field rinsate
FS	field split
FTB	field trip blank
FTR	field triplicate
INB	equipment blank taken during installation and not associated with a sampling event
ITB	trip blank taken during installation and not associated with a sampling event
NA	not applicable
PEB	performance evaluation blank

**Acronyms and Abbreviations (continued)**

<b>Acronym, Abbreviation, or Symbol</b>	<b>Description</b>
<b>Field QC Type Codes (continued)</b>	
PEK	performance evaluation known
REG	regular
RES	resample
SS	special sampling event, data unique
SS-EQB	equipment blank of special sampling event, data unique
SS-FB	field blank of special sampling event, data unique
SS-FD	field duplicate of special sampling event, data unique
SS-FTB	field trip blank of special sampling event, data unique
<b>Analytical Suite Codes</b>	
DIOX/FUR, Diox/Fur	dioxins and furans
DRO	diesel range organics
Geninorg, GENINORG, General Chemistry	general inorganics
GRO	gasoline range organics
HERB	herbicides
HEXP	high explosives
INORGANIC	inorganics
ISOTOPE, Isotope	isotope ratios
LCMS/MS	liquid chromatography mass spectrometry/mass spectrometry
METALS, Metals	metals
PEST/PCB, PESTPCB	pesticides and PCBs
RAD, Rad	radiochemistry
SVOC, SVOA	semivolatile organic compounds
VOC, VOA	volatile organic compounds
<b>Detect Flag and Best Value Flag Codes</b>	
N	no
Y	yes
<b>Lab Codes</b>	
ALTC	Alta Analytical Laboratory, Inc., San Diego, CA
ARSL	American Radiation Services, Inc.
CFA	Cape Fear Analytical, LLC, Wilmington, NC
C-INC	Isotope and Nuclear Chemistry Division (LANL)
COAST	Coastal Science Laboratories, Austin, TX
CST	Chemical Sciences and Technology Division (LANL)
EES6	Hydrology, Geochemistry, and Geology Group (LANL)
ESE	Environmental Sciences & Engineering, Inc., Gainesville, FL
FLD	measurement taken in field
GEL	General Engineering Laboratories, Inc.

**Acronyms and Abbreviations (continued)**

<b>Acronym, Abbreviation, or Symbol</b>	<b>Description</b>
<b>Lab Codes (continued)</b>	
GELC	General Engineering Laboratories, Inc., Charleston, SC
GEO	Geochron Laboratories, Boston, MA
HENV	Health and Environmental Laboratory (Johnson Controls, Northern New Mexico)
HUFFMAN	Huffman Laboratories, Inc., Golden, CO
KA	KEMRON Environmental Services, Inc., Vienna, VA
LVLI	Lionville Laboratory, Inc., Philadelphia, PA
PARA	Paragon Analytics, Inc., Salt Lake City, UT
PEC	Pacific Ecorisk Laboratories, Fairfield, CA
QESL	Quanterra Environmental Services, St. Louis, MO
QST	QST Environmental, Newberry, FL
RECRAP	RECRA Labnet, Lionville, PA
RFWC	Roy F. Weston, Inc., West Chester, PA
SGSW	Paradigm Analytical Laboratories, Inc., Wilmington, NC
SILENS	Stable Isotope Laboratory, Woods Hole, MA
STL2, STR	Severn Trent Laboratories, Inc., Richland, WA (historical)
STLA	Severn Trent Laboratories, Inc., Los Angeles, CA
STSL	Severn Trent Laboratories, Inc., St. Louis, MO
SwRI	Southwest Research Institute, San Antonio, TX
UAZ	University of Arizona, Tucson
UIL	University of Illinois, Urbana-Champaign
UMTL	University of Miami Tritium Lab

Note: A combination of analytical laboratory qualifier codes means that several codes apply.

### Analytical Laboratory Qualifier Codes

Code	Description
*	(Inorganic)—Duplicate analysis (relative percent difference [RPD]) not within control limits.
B	(Organic)—Analyte was present in the blank and the sample. (Inorganic) —Reported value was obtained from a reading that was less than the contract-required detection limit (CRDL) but greater than or equal to the instrument detection limit (IDL).
BJ	See B code and see J code.
BJP	See B code, see J code, and see P code.
BPX	(B) (Organic)—This analyte was detected in the associated laboratory method blank and the sample. (B) (Inorganic)—The result for this analyte was greater than the IDL but less than the CRDL. (P) (Pesticides/PCBs)—The quantitative results for this analyte between the primary and secondary gas chromatography (GC) columns were greater than 25% difference. (P) (SW-846 EPA Method 8310, High-Pressure Liquid Chromatography, [HPLC] Results)—The quantitative results for this analyte between the primary and secondary HPLC columns or primary and secondary HPLC detectors were greater than 40% difference. (X) (Organic/Inorganic)—The result for this analyte should be regarded as not detected.
D	The result for this analyte was reported from a dilution.
DJ	See D code and see J code.
DNA	Did not analyze because equipment was broken.
E	(Organic) Analyte exceeded the concentration range. (Inorganic) The serial dilution was exceeded.
E*	See E code and see * code.
EJ	See E code and see J code.
EJ*	See E code, see J code, and see * code.
EJN	(E) (Organic)—The result for this analyte exceeded the upper range of the instrument initial calibration curve. (E) (Inorganic) (inductively coupled plasma atomic [optical] emission spectroscopy [ICPAES])—The result for this analyte in the serial dilution analysis was outside acceptance criteria. (E) (Inorganic) (graphite furnace atomic absorption [GFAA])—The result for this analyte failed one or more Control Laboratory Program (CLP) acceptance criteria as explained in the case narrative. (J) (Organic/General Inorganics)—The result for this analyte was greater than the method detection limit (MDL) but less than the practical quantitation limit (PQL). (N) (Organic)—The reported analyte is a tentatively identified compound (TIC). (N) (Inorganic)—The result for this analyte in the matrix spike (MS) sample was outside acceptance criteria.
EN	See E code and see N code.
EN*	(E) (Organic)—The result for this analyte exceeded the upper range of the instrument initial calibration curve. (E) (Inorganic) (ICPAES)—The result for this analyte in the serial dilution analysis was outside acceptance criteria. (E) (Inorganic) (GFAA)—The result for this analyte failed one or more CLP acceptance criteria as explained in the case narrative. (N) (Organic)—The reported analyte is a TIC. (N) (Inorganic)—The result for this analyte in the MS sample was outside acceptance criteria. * (Inorganic)—The result for this analyte in the laboratory replicate analysis was outside acceptance criteria.
H	(Organic/Inorganic)—The required extraction or analysis holding time for this result was exceeded.



### Analytical Laboratory Qualifier Codes (continued)

Code	Description
H*	(H) (Organic/Inorganic)—The required extraction or analysis holding time for this result was exceeded. * (Organic) and (Inorganic)—The result for this analyte in the laboratory control sample analysis was outside acceptance criteria.
HJ	See H code and see J code.
HJ*	(H) (Organic/Inorganic)—The required extraction or analysis holding time for this result was exceeded. (J) (Organic/General Inorganics)—The result for this analyte was greater than the MDL but less than the PQL. * (Inorganic)—The result for this analyte in the laboratory replicate analysis was outside acceptance criteria.
INS	(d15N)—The d15N of nitrate is a signature of the nitrate present in a sample. Therefore, nitrate has to be present to have a signature. A d15N value cannot be given to a blank because the blank does not have nitrate. This is different from most analytical methods, where a blank is run with the designator “nondetect” or “detected, but below detection limit.”
J	(Inorganic)—The associated numerical value is an estimated quantity. (Organic)—The associated numerical value is an estimated quantity.
J*	See J code and see * code.
JB	See J code and see B code
JN	See J code and see N code.
JN*	See J code, see N code, and see * code.
JP	See J code and see P code.
N	(Inorganic)—Spiked sample recovery was not within control limits.
N*	See N code and see * code.
N*E	See N code, see * code, and see E code.
NE	See N code and see E code.
P	Percent difference between the results on the two columns during the analysis differed by more than 40%.
PJ	See P code and see J code.
Q	One or more quality control criteria have not been met. Refer to the applicable narrative or data exception report.
U	The material was analyzed for but was not detected above the level of the associated numeric value.
U*	See U code and see * code.
UD	See U code and see D code.
UE	See U code and see E code.
UE*	See U code, see E code, and see * code.
UEN	See U code, see E code, and see N code.
UH	See U code and see H code.

**Analytical Laboratory Qualifier Codes (continued)**

Code	Description
UH*	(U) (Organic/Inorganic)—The result for this analyte was not detected at the specified reporting limit. (H) (Organic/Inorganic)—The required extraction or analysis holding time for this result was exceeded. * (Inorganic)—The result for this analyte in the laboratory replicate analysis was outside acceptance criteria.
UI	(Rad) Gamma spectroscopy result should be regarded as an uncertain identification.
UN	EPA flag (Inorganic)—Compound was analyzed for but was not detected. Spiked sample recovery was not within control limits.
UN*	EPA flag (Inorganic)—See U code, see N code, and see * code.
UUI	(Rad) Gamma spectroscopy result should be regarded as an uncertain identification, and the analytical lab assigned these gamma spectroscopy results as not detected.
X	The analytical laboratory suspects the result is a nondetect despite positive quantification results.

**Secondary Validation Flag Codes**

Code	Description
A	The contractually required supporting documentation for this datum is absent.
I	The calculated sums are considered incomplete because of the lack of one or more congener results.
J	The analyte is classified as detected, but the reported concentration value is expected to be more uncertain than usual.
J-	The analyte is classified as detected, but the reported concentration value is expected to be more uncertain than usual with a potential negative bias.
J+	The analyte is classified as detected, but the reported concentration value is expected to be more uncertain than usual with a potential positive bias.
JN-	Presumptive evidence of the presence of the material is at an estimated quantity with a suspected negative bias.
JN+	Presumptive evidence of the presence of the material is at an estimated quantity with a suspected positive bias.
N	There is presumptive evidence of the presence of the material.
NJ	(Organic) Analyte has been tentatively identified, and the associated numerical value is estimated based upon a 1:1 response factor to the nearest eluting internal standard.
NQ	No validation qualifier flag is associated with this result, and the analyte is classified as detected.
PM	Manual review of raw data is recommended to determine if the observed noncompliances with quality acceptance criteria adversely impact data use.
R	The reported sample result is classified as rejected because of serious noncompliances regarding quality control (QC) acceptance criteria. The presence or absence of the analyte cannot be verified based on routine validation alone.
U	The analyte is classified as not detected.
UJ	The analyte is classified as not detected, with an expectation that the reported result is more uncertain than usual.

Table C-1 TA-54 Monitoring Group Previously Unreported Results and Results from the Four Previous Monitoring Events if Available

Location	Depth (ft)	Date	Field Matrix	Field Prep	Lab Sample Type	Field QC Type	Suite	Method	Analyte	Analyte Code	Detect Flag	Result	1-sigma TPU	MDA	MDL	Unit	Best Value Flag	Lab Qual	2nd Qual	Request	Sample	Lab
R-23	816	01/07/14	WG	UF	INIT	REG	RAD	Generic:Low_Level_Tritium	Tritium	H-3	N	0.667	0.636	2.091	—	pCi/L	Y	U	U	2014-2748	CAPA-14-49709	ARSL
R-23	816	01/07/14	WG	UF	INIT	FD	RAD	Generic:Low_Level_Tritium	Tritium	H-3	N	-0.972	0.572	1.954	—	pCi/L	Y	U	U	2014-2748	CAPA-14-49702	ARSL
R-23	816	12/04/13	WG	UF	INIT	REG	RAD	Generic:Low_Level_Tritium	Tritium	H-3	N	1.502	0.678	2.07	—	pCi/L	Y	U	U	2014-2651	CAPA-14-49378	ARSL
R-23	816	04/23/13	WG	UF	INIT	REG	RAD	Generic:Low_Level_Tritium	Tritium	H-3	N	0.644	0.67	2.213	—	pCi/L	Y	U	U	2013-765	CAPA-13-29562	ARSL
R-23	816	10/12/12	WG	UF	INIT	REG	RAD	Generic:Low_Level_Tritium	Tritium	H-3	N	-1.717	0.695	2.303	—	pCi/L	Y	U	U	2013-74	CAPA-12-23797	ARSL
R-23	816	04/30/12	WG	UF	INIT	REG	RAD	Generic:Low_Level_Tritium	Tritium	H-3	N	0.242	0.639	2.152	—	pCi/L	Y	U	UJ	12-1260	CAPA-12-13227	ARSL
R-37 S2	1026	01/07/14	WG	UF	INIT	REG	RAD	Generic:Low_Level_Tritium	Tritium	H-3	N	0.696	0.647	2.125	—	pCi/L	Y	U	U	2014-2747	CAMO-14-49724	ARSL
R-37 S2	1026	12/06/13	WG	UF	INIT	REG	RAD	Generic:Low_Level_Tritium	Tritium	H-3	N	0.937	0.648	2.088	—	pCi/L	Y	U	U	2014-2650	CAMO-14-49329	ARSL
R-37 S2	1026	07/12/13	WG	UF	INIT	REG	RAD	Generic:Low_Level_Tritium	Tritium	H-3	N	1.38	0.646	1.982	—	pCi/L	Y	U	U	2013-1191	CAMO-13-36942	ARSL
R-37 S2	1026	04/11/13	WG	UF	INIT	REG	RAD	Generic:Low_Level_Tritium	Tritium	H-3	N	0.361	0.667	2.239	—	pCi/L	Y	U	U	2013-737	CAMO-13-29627	ARSL
R-37 S2	1026	01/24/13	WG	UF	INIT	REG	RAD	Generic:Low_Level_Tritium	Tritium	H-3	N	3.42	0.857	2.092	—	pCi/L	Y	—	U	2013-493	CAMO-13-26656	ARSL
R-37 S2	1026	01/24/13	WG	UF	INIT	FD	RAD	Generic:Low_Level_Tritium	Tritium	H-3	N	1.759	0.73	2.19	—	pCi/L	Y	U	U	2013-493	CAMO-13-26652	ARSL
R-39	859	01/24/14	WG	UF	INIT	REG	RAD	Generic:Low_Level_Tritium	Tritium	H-3	N	0.994	0.624	1.991	—	pCi/L	Y	U	U	2014-2828	CAPA-14-49710	ARSL
R-39	859	12/16/13	WG	UF	INIT	REG	RAD	Generic:Low_Level_Tritium	Tritium	H-3	N	0.862	0.626	2.024	—	pCi/L	Y	U	U	2014-2710	CAPA-14-49383	ARSL
R-39	859	07/18/13	WG	UF	INIT	REG	RAD	Generic:Low_Level_Tritium	Tritium	H-3	N	0.233	0.601	2.029	—	pCi/L	Y	U	U	2013-1323	CAPA-13-36953	ARSL
R-39	859	04/09/13	WG	UF	INIT	REG	RAD	Generic:Low_Level_Tritium	Tritium	H-3	N	0.765	0.617	2.011	—	pCi/L	Y	U	U	2013-710	CAPA-13-29567	ARSL
R-39	859	01/28/13	WG	UF	INIT	REG	RAD	Generic:Low_Level_Tritium	Tritium	H-3	N	1.78	0.662	1.934	—	pCi/L	Y	U	U	2013-492	CAPA-13-26661	ARSL
R-41 S2	965.3	01/16/14	WG	UF	INIT	REG	RAD	Generic:Low_Level_Tritium	Tritium	H-3	N	0.769	0.679	2.224	—	pCi/L	Y	U	U	2014-2799	CAPA-14-49711	ARSL
R-41 S2	965.3	12/10/13	WG	UF	INIT	REG	RAD	Generic:Low_Level_Tritium	Tritium	H-3	N	0.987	0.593	1.884	—	pCi/L	Y	U	U	2014-2651	CAPA-14-49387	ARSL
R-41 S2	965.3	07/15/13	WG	UF	INIT	REG	RAD	Generic:Low_Level_Tritium	Tritium	H-3	N	1.698	0.672	1.992	—	pCi/L	Y	U	U	2013-1188	CAPA-13-36954	ARSL
R-41 S2	965.3	04/09/13	WG	UF	INIT	REG	RAD	Generic:Low_Level_Tritium	Tritium	H-3	N	1.092	0.642	2.035	—	pCi/L	Y	U	U	2013-710	CAPA-13-29571	ARSL
R-41 S2	965.3	01/28/13	WG	UF	INIT	REG	RAD	Generic:Low_Level_Tritium	Tritium	H-3	N	1.994	0.687	1.963	—	pCi/L	Y	—	U	2013-492	CAPA-13-26662	ARSL
R-55 S1	860	01/08/14	WG	UF	INIT	REG	RAD	Generic:Low_Level_Tritium	Tritium	H-3	N	1.726	0.681	2.025	—	pCi/L	Y	U	U	2014-2747	CAMO-14-49725	ARSL
R-55 S1	860	12/02/13	WG	UF	INIT	REG	RAD	Generic:Low_Level_Tritium	Tritium	H-3	N	0.56	0.79	2.63	—	pCi/L	Y	U	U	2014-2604	CAMO-14-49331	ARSL
R-55 S1	860	04/18/13	WG	UF	INIT	REG	RAD	Generic:Low_Level_Tritium	Tritium	H-3	N	0.697	0.647	2.125	—	pCi/L	Y	U	U	2013-764	CAMO-13-29629	ARSL
R-55 S1	860	10/24/12	WG	UF	INIT	REG	RAD	Generic:Low_Level_Tritium	Tritium	H-3	N	0.914	0.742	2.419	—	pCi/L	Y	U	U	2013-252	CAMO-12-23862	ARSL
R-55 S1	860	04/26/12	WG	UF	INIT	REG	RAD	Generic:Low_Level_Tritium	Tritium	H-3	N	0.26	0.609	2.048	—	pCi/L	Y	U	UJ	12-1257	CAPA-12-13263	ARSL
R-55 S1	860	04/26/12	WG	UF	INIT	FD	RAD	Generic:Low_Level_Tritium	Tritium	H-3	N	1.901	0.718	2.114	—	pCi/L	Y	U	UJ	12-1257	CAPA-12-13349	ARSL
R-56 S1	945	01/23/14	WG	UF	INIT	REG	RAD	Generic:Low_Level_Tritium	Tritium	H-3	N	-0.388	0.61	2.098	—	pCi/L	Y	U	U	2014-2800	CAPA-14-49712	ARSL
R-56 S1	945	12/17/13	WG	UF	INIT	REG	RAD	Generic:Low_Level_Tritium	Tritium	H-3	N	0.729	0.634	2.074	—	pCi/L	Y	U	U	2014-2710	CAPA-14-49398	ARSL
R-56 S1	945	07/23/13	WG	UF	INIT	REG	RAD	Generic:Low_Level_Tritium	Tritium	H-3	N	0.721	0.618	2.02	—	pCi/L	Y	U	U	2013-1323	CAPA-13-36955	ARSL
R-56 S1	945	04/24/13	WG	UF	INIT	REG	RAD	Generic:Low_Level_Tritium	Tritium	H-3	N	0.484	0.698	2.331	—	pCi/L	Y	U	U	2013-769	CAPA-13-29582	ARSL
R-56 S1	945	01/30/13	WG	UF	INIT	REG	RAD	Generic:Low_Level_Tritium	Tritium	H-3	N	1.83	0.74	2.22	—	pCi/L	Y	U	U	2013-512	CAPA-13-26663	ARSL
R-57 S1	910	01/08/14	WG	UF	INIT	REG	RAD	Generic:Low_Level_Tritium	Tritium	H-3	N	0.701	0.619	2.027	—	pCi/L	Y	U	U	2014-2748	CAPA-14-49713	ARSL
R-57 S1	910	12/05/13	WG	UF	INIT	REG	RAD	Generic:Low_Level_Tritium	Tritium	H-3	N	0.417	0.608	2.034	—	pCi/L	Y	U	U	2014-2651	CAPA-14-49400	ARSL
R-57 S1	910	12/05/13	WG	UF	INIT	FD	RAD	Generic:Low_Level_Tritium	Tritium	H-3	N	1.381	0.622	1.895	—	pCi/L	Y	U	U	2014-2651	CAPA-14-49346	ARSL
R-57 S1	910	07/18/13	WG	UF	INIT	REG	RAD	Generic:Low_Level_Tritium	Tritium	H-3	N	0.567	0.655	2.172	—	pCi/L	Y	U	U	2013-1323	CAPA-13-36956	ARSL
R-57 S1	910	04/10/13	WG	UF	INIT	REG	RAD	Generic:Low_Level_Tritium	Tritium	H-3	N	0.493	0.635	2.114	—	pCi/L	Y	U	U	2013-738	CAPA-13-29584	ARSL
R-57 S1	910	01/29/13	WG	UF	INIT	REG	RAD	Generic:Low_Level_Tritium	Tritium	H-3	N	1.407	0.672	2.072	—	pCi/L	Y	U	U	2013-492	CAPA-13-26664	ARSL



Table C-2 TA-54 Monitoring Group Analytical Results and Results from the Four Previous Monitoring Events if Available

Location	Depth (ft)	Date	Field Matrix	Field Prep	Lab Sample Type	Field QC Type	Suite	Method	Analyte	Analyte Code	Detect Flag	Result	1-sigma TPU	MDA	MDL	Unit	Best Value Flag	Lab Qual	2nd Qual	Request	Sample	Lab
R-20 S1	904.6	04/03/14	WG	UF	INIT	REG	RAD	Generic:Low_Level_Tritium	Tritium	H-3	N	0.87	0.66	2.13	—	pCi/L	Y	U	U	2014-3169	CAPA-14-57731	ARSL
R-20 S1	904.6	12/17/13	WG	UF	INIT	REG	RAD	Generic:Low_Level_Tritium	Tritium	H-3	N	0.983	0.629	2.013	—	pCi/L	Y	U	U	2014-2710	CAPA-14-49376	ARSL
R-20 S1	904.6	04/10/13	WG	UF	INIT	REG	RAD	Generic:Low_Level_Tritium	Tritium	H-3	N	0.36	0.685	2.299	—	pCi/L	Y	U	U	2013-738	CAPA-13-29560	ARSL
R-20 S1	904.6	10/16/12	WG	UF	INIT	REG	RAD	Generic:Low_Level_Tritium	Tritium	H-3	N	-0.7	0.729	2.494	—	pCi/L	Y	U	U	2013-118	CAPA-12-23795	ARSL
R-20 S1	904.6	05/03/12	WG	UF	INIT	REG	RAD	Generic:Low_Level_Tritium	Tritium	H-3	N	-0.006	0.666	2.263	—	pCi/L	Y	U	UJ	12-1291	CAPA-12-13225	ARSL
R-20 S2	1147.1	04/01/14	WG	UF	INIT	REG	VOC	SW-846:8260B	Dichloroethene[cis-1,2-]	156-59-2	Y	0.32	—	—	0.3	µg/L	Y	J	J	2014-3106	CAPA-14-57732	GELC
R-20 S2	1147.1	12/06/13	WG	UF	INIT	REG	VOC	SW-846:8260B	Dichloroethene[cis-1,2-]	156-59-2	Y	0.37	—	—	0.3	µg/L	Y	J	J	2014-2635	CAPA-14-49377	GELC
R-20 S2	1147.1	04/08/13	WG	UF	INIT	REG	VOC	SW-846:8260B	Dichloroethene[cis-1,2-]	156-59-2	Y	0.52	—	—	0.3	µg/L	Y	J	J	2013-702	CAPA-13-29561	GELC
R-20 S2	1147.1	04/08/13	WG	UF	INIT	REG	VOC	SW-846:8260B	Dichloroethene[cis-1,2-]	156-59-2	Y	0.34	—	—	0.3	µg/L	Y	J	J	2013-703	CAPA-13-30294	GELC
R-20 S2	1147.1	10/17/12	WG	UF	INIT	REG	VOC	SW-846:8260B	Dichloroethene[cis-1,2-]	156-59-2	N	1	—	—	0.3	µg/L	Y	U	U	2013-157	CAPA-12-23796	GELC
R-20 S2	1147.1	05/01/12	WG	UF	INIT	REG	VOC	SW-846:8260B	Dichloroethene[cis-1,2-]	156-59-2	N	1	—	—	0.3	µg/L	Y	U	U	12-1272	CAPA-12-13226	GELC
R-20 S2	1147.1	04/01/14	WG	UF	INIT	REG	RAD	Generic:Low_Level_Tritium	Tritium	H-3	N	-0.63	0.654	2.246	—	pCi/L	Y	U	U	2014-3113	CAPA-14-57732	ARSL
R-20 S2	1147.1	12/06/13	WG	UF	INIT	REG	RAD	Generic:Low_Level_Tritium	Tritium	H-3	N	1.011	0.64	2.044	—	pCi/L	Y	U	U	2014-2651	CAPA-14-49377	ARSL
R-20 S2	1147.1	04/08/13	WG	UF	INIT	REG	RAD	Generic:Low_Level_Tritium	Tritium	H-3	N	0.986	0.697	2.248	—	pCi/L	Y	U	U	2013-710	CAPA-13-29561	ARSL
R-20 S2	1147.1	10/17/12	WG	UF	INIT	REG	RAD	Generic:Low_Level_Tritium	Tritium	H-3	N	-0.569	0.715	2.445	—	pCi/L	Y	U	U	2013-127	CAPA-12-23796	ARSL
R-20 S2	1147.1	05/01/12	WG	UF	INIT	REG	RAD	Generic:Low_Level_Tritium	Tritium	H-3	N	0.618	0.673	2.224	—	pCi/L	Y	U	UJ	12-1271	CAPA-12-13226	ARSL
R-20 S2	1147.1	04/01/14	WG	UF	INIT	REG	VOC	SW-846:8260B	Xylene[1,3-]+Xylene[1,4-]	Xylene[m+p]	Y	0.75	—	—	0.3	µg/L	Y	J	J	2014-3106	CAPA-14-57732	GELC
R-20 S2	1147.1	12/06/13	WG	UF	INIT	REG	VOC	SW-846:8260B	Xylene[1,3-]+Xylene[1,4-]	Xylene[m+p]	Y	0.62	—	—	0.3	µg/L	Y	J	J	2014-2635	CAPA-14-49377	GELC
R-20 S2	1147.1	04/08/13	WG	UF	INIT	REG	VOC	SW-846:8260B	Xylene[1,3-]+Xylene[1,4-]	Xylene[m+p]	Y	1	—	—	0.3	µg/L	Y	J	J	2013-702	CAPA-13-29561	GELC
R-20 S2	1147.1	04/08/13	WG	UF	INIT	REG	VOC	SW-846:8260B	Xylene[1,3-]+Xylene[1,4-]	Xylene[m+p]	Y	0.71	—	—	0.3	µg/L	Y	J	J	2013-703	CAPA-13-30294	GELC
R-20 S2	1147.1	10/17/12	WG	UF	INIT	REG	VOC	SW-846:8260B	Xylene[1,3-]+Xylene[1,4-]	Xylene[m+p]	Y	0.5	—	—	0.3	µg/L	Y	J	J	2013-157	CAPA-12-23796	GELC
R-20 S2	1147.1	05/01/12	WG	UF	INIT	REG	VOC	SW-846:8260B	Xylene[1,3-]+Xylene[1,4-]	Xylene[m+p]	Y	0.7	—	—	0.3	µg/L	Y	J	J	12-1272	CAPA-12-13226	GELC
R-21	888.8	04/11/14	WG	UF	INIT	REG	RAD	Generic:Low_Level_Tritium	Tritium	H-3	N	-0.791	0.527	1.804	—	pCi/L	Y	U	U	2014-3212	CAMO-14-57540	ARSL
R-21	888.8	12/09/13	WG	UF	INIT	REG	RAD	Generic:Low_Level_Tritium	Tritium	H-3	N	1.303	0.669	2.086	—	pCi/L	Y	U	U	2014-2650	CAMO-14-49327	ARSL
R-21	888.8	04/22/13	WG	UF	INIT	REG	RAD	Generic:Low_Level_Tritium	Tritium	H-3	N	0.795	0.688	2.252	—	pCi/L	Y	U	U	2013-764	CAMO-13-29625	ARSL
R-21	888.8	10/15/12	WG	UF	INIT	REG	RAD	Generic:Low_Level_Tritium	Tritium	H-3	N	-0.02	0.725	2.462	—	pCi/L	Y	U	U	2013-117	CAMO-12-23858	ARSL
R-21	888.8	05/02/12	WG	UF	INIT	REG	RAD	Generic:Low_Level_Tritium	Tritium	H-3	N	1.027	0.673	2.157	—	pCi/L	Y	U	UJ	12-1290	CAPA-12-13259	ARSL
R-23	816	04/04/14	WG	UF	INIT	REG	RAD	Generic:Low_Level_Tritium	Tritium	H-3	N	0.06	0.58	1.97	—	pCi/L	Y	U	U	2014-3169	CAPA-14-57733	ARSL
R-23	816	01/07/14	WG	UF	INIT	REG	RAD	Generic:Low_Level_Tritium	Tritium	H-3	N	0.667	0.636	2.091	—	pCi/L	Y	U	U	2014-2748	CAPA-14-49709	ARSL
R-23	816	01/07/14	WG	UF	INIT	FD	RAD	Generic:Low_Level_Tritium	Tritium	H-3	N	-0.972	0.572	1.954	—	pCi/L	Y	U	U	2014-2748	CAPA-14-49702	ARSL
R-23	816	12/04/13	WG	UF	INIT	REG	RAD	Generic:Low_Level_Tritium	Tritium	H-3	N	1.502	0.678	2.07	—	pCi/L	Y	U	U	2014-2651	CAPA-14-49378	ARSL
R-23	816	04/23/13	WG	UF	INIT	REG	RAD	Generic:Low_Level_Tritium	Tritium	H-3	N	0.644	0.67	2.213	—	pCi/L	Y	U	U	2013-765	CAPA-13-29562	ARSL
R-23	816	10/12/12	WG	UF	INIT	REG	RAD	Generic:Low_Level_Tritium	Tritium	H-3	N	-1.717	0.695	2.303	—	pCi/L	Y	U	U	2013-74	CAPA-12-23797	ARSL
R-23i S2	470.2	04/16/14	WG	UF	INIT	REG	RAD	Generic:Low_Level_Tritium	Tritium	H-3	Y	15.454	2.475	2.056	—	pCi/L	Y	—	J-	2014-3281	CAPA-14-57735	ARSL
R-23i S2	470.2	12/03/13	WG	UF	INIT	REG	RAD	Generic:Low_Level_Tritium	Tritium	H-3	N	11.055	1.942	2.878	—	pCi/L	Y	—	U	2014-2606	CAPA-14-49380	ARSL
R-23i S2	470.2	04/22/13	WG	UF	INIT	REG	RAD	Generic:Low_Level_Tritium	Tritium	H-3	Y	16.617	2.669	2.238	—	pCi/L	Y	—	NQ	2013-765	CAPA-13-29564	ARSL
R-23i S2	470.2	10/17/12	WG	UF	INIT	REG	RAD	Generic:Low_Level_Tritium	Tritium	H-3	Y	16.208	2.613	2.369	—	pCi/L	Y	—	J-	2013-131	CAPA-12-23799	ARSL
R-23i S2	470.2	05/01/12	WG	UF	INIT	REG	RAD	Generic:Low_Level_Tritium	Tritium	H-3	Y	23.128	3.615	2.246	—	pCi/L	Y	—	J-	12-1271	CAPA-12-13229	ARSL
R-23i S3	524	04/04/14	WG	UF	INIT	REG	RAD	Generic:Low_Level_Tritium	Tritium	H-3	Y	15.79	2.47	1.52	—	pCi/L	Y	—	J-	2014-3169	CAPA-14-57736	ARSL
R-23i S3	524	12/04/13	WG	UF	INIT	REG	RAD	Generic:Low_Level_Tritium	Tritium	H-3	Y	17.653	2.801	2.017	—	pCi/L	Y	—	J-	2014-2651	CAPA-14-49381	ARSL
R-23i S3	524	04/23/13	WG	UF	INIT	REG	RAD	Generic:Low_Level_Tritium	Tritium	H-3	Y	19.009	2.988	1.94	—	pCi/L	Y	—	NQ	2013-765	CAPA-13-29565	ARSL
R-23i S3	524	10/10/12	WG	UF	INIT	REG	RAD	Generic:Low_Level_Tritium	Tritium	H-3	Y	17.806	2.851	2.428	—	pCi/L	Y	—	J-	2013-74	CAPA-12-23800	ARSL

Table C-2 TA-54 Monitoring Group Analytical Results and Results from the Four Previous Monitoring Events if Available

Location	Depth (ft)	Date	Field Matrix	Field Prep	Lab Sample Type	Field QC Type	Suite	Method	Analyte	Analyte Code	Detect Flag	Result	1-sigma TPU	MDA	MDL	Unit	Best Value Flag	Lab Qual	2nd Qual	Request	Sample	Lab
R-23i S3	524	04/30/12	WG	UF	INIT	REG	RAD	Generic:Low_Level_Tritium	Tritium	H-3	Y	18.272	2.899	2.186	—	pCi/L	Y	—	J-	12-1260	CAPA-12-13230	ARSL
R-32 S1	867.5	04/04/14	WG	UF	INIT	REG	RAD	Generic:Low_Level_Tritium	Tritium	H-3	N	0.35	0.44	1.46	—	pCi/L	Y	U	U	2014-3169	CAPA-14-57737	ARSL
R-32 S1	867.5	12/04/13	WG	UF	INIT	REG	RAD	Generic:Low_Level_Tritium	Tritium	H-3	N	0.355	0.613	2.059	—	pCi/L	Y	U	U	2014-2651	CAPA-14-49382	ARSL
R-32 S1	867.5	04/09/13	WG	UF	INIT	REG	RAD	Generic:Low_Level_Tritium	Tritium	H-3	N	0.045	0.61	2.076	—	pCi/L	Y	U	U	2013-710	CAPA-13-29566	ARSL
R-32 S1	867.5	10/19/12	WG	UF	INIT	REG	RAD	Generic:Low_Level_Tritium	Tritium	H-3	N	1.847	0.71	2.098	—	pCi/L	Y	U	U	2013-217	CAPA-12-23801	ARSL
R-32 S1	867.5	04/25/12	WG	UF	INIT	REG	RAD	Generic:Low_Level_Tritium	Tritium	H-3	N	0.694	0.628	2.059	—	pCi/L	Y	U	UJ	12-1262	CAPA-12-13231	ARSL
R-37 S1	929.3	06/10/14	WG	UF	INIT	REG	SVOC	SW-846:8270D	Dioxane[1,4-]	123-91-1	Y	2.92	—	—	2.85	µg/L	Y	J	J	2014-3534	CAMO-14-57541	GELC
R-37 S1	929.3	06/10/14	WG	UF	INIT	FD	SVOC	SW-846:8270D	Dioxane[1,4-]	123-91-1	Y	3.35	—	—	2.68	µg/L	Y	J	J	2014-3534	CAMO-14-57532	GELC
R-37 S1	929.3	12/05/13	WG	UF	INIT	REG	SVOC	SW-846:8270C	Dioxane[1,4-]	123-91-1	Y	3.95	—	—	3	µg/L	Y	J	J	2014-2628	CAMO-14-49328	GELC
R-37 S1	929.3	04/17/13	WG	UF	INIT	REG	SVOC	SW-846:8270C	Dioxane[1,4-]	123-91-1	N	10	—	—	3	µg/L	Y	U	UJ	2013-743	CAMO-13-29626	GELC
R-37 S1	929.3	04/17/13	WG	UF	INIT	FD	SVOC	SW-846:8270C	Dioxane[1,4-]	123-91-1	N	10.5	—	—	3.16	µg/L	Y	U	UJ	2013-743	CAMO-13-29614	GELC
R-37 S1	929.3	10/23/12	WG	UF	INIT	REG	SVOC	SW-846:8270C	Dioxane[1,4-]	123-91-1	Y	3.52	—	—	3.19	µg/L	Y	J	J	2013-213	CAMO-12-23859	GELC
R-37 S1	929.3	04/25/12	WG	UF	INIT	REG	SVOC	SW-846:8270C	Dioxane[1,4-]	123-91-1	N	10.4	—	—	3.13	µg/L	Y	U	U	12-1248	CAPA-12-13260	GELC
R-37 S2	1026	04/16/14	WG	UF	INIT	REG	RAD	Generic:Low_Level_Tritium	Tritium	H-3	N	0.456	0.641	2.137	—	pCi/L	Y	U	U	2014-3280	CAMO-14-57542	ARSL
R-37 S2	1026	01/07/14	WG	UF	INIT	REG	RAD	Generic:Low_Level_Tritium	Tritium	H-3	N	0.696	0.647	2.125	—	pCi/L	Y	U	U	2014-2747	CAMO-14-49724	ARSL
R-37 S2	1026	12/06/13	WG	UF	INIT	REG	RAD	Generic:Low_Level_Tritium	Tritium	H-3	N	0.937	0.648	2.088	—	pCi/L	Y	U	U	2014-2650	CAMO-14-49329	ARSL
R-37 S2	1026	07/12/13	WG	UF	INIT	REG	RAD	Generic:Low_Level_Tritium	Tritium	H-3	N	1.38	0.646	1.982	—	pCi/L	Y	U	U	2013-1191	CAMO-13-36942	ARSL
R-37 S2	1026	04/11/13	WG	UF	INIT	REG	RAD	Generic:Low_Level_Tritium	Tritium	H-3	N	0.361	0.667	2.239	—	pCi/L	Y	U	U	2013-737	CAMO-13-29627	ARSL
R-38	821.2	04/01/14	WG	UF	INIT	REG	RAD	Generic:Low_Level_Tritium	Tritium	H-3	Y	3.745	1.123	3.047	—	pCi/L	Y	—	J-	2014-3114	CAMO-14-57543	ARSL
R-38	821.2	12/02/13	WG	UF	INIT	REG	RAD	Generic:Low_Level_Tritium	Tritium	H-3	N	1.937	1.063	3.349	—	pCi/L	Y	U	U	2014-2604	CAMO-14-49330	ARSL
R-38	821.2	12/02/13	WG	UF	INIT	FD	RAD	Generic:Low_Level_Tritium	Tritium	H-3	N	0.838	0.815	2.674	—	pCi/L	Y	U	U	2014-2604	CAMO-14-49319	ARSL
R-38	821.2	04/11/13	WG	UF	INIT	REG	RAD	Generic:Low_Level_Tritium	Tritium	H-3	N	1.018	0.666	2.135	—	pCi/L	Y	U	U	2013-737	CAMO-13-29628	ARSL
R-38	821.2	04/11/13	WG	UF	INIT	FD	RAD	Generic:Low_Level_Tritium	Tritium	H-3	N	0.426	0.696	2.331	—	pCi/L	Y	U	U	2013-737	CAMO-13-29615	ARSL
R-38	821.2	10/09/12	WG	UF	INIT	REG	RAD	Generic:Low_Level_Tritium	Tritium	H-3	N	0.316	0.692	2.323	—	pCi/L	Y	U	U	2013-58	CAMO-12-23861	ARSL
R-38	821.2	10/09/12	WG	UF	INIT	FD	RAD	Generic:Low_Level_Tritium	Tritium	H-3	N	-0.617	0.655	2.244	—	pCi/L	Y	U	U	2013-58	CAMO-12-23849	ARSL
R-38	821.2	04/24/12	WG	UF	INIT	REG	RAD	Generic:Low_Level_Tritium	Tritium	H-3	N	1.626	0.73	2.231	—	pCi/L	Y	U	U	12-1237	CAPA-12-13262	ARSL
R-39	859	04/14/14	WG	UF	INIT	REG	VOC	SW-846:8260B	Diethyl Ether	60-29-7	Y	0.32	—	—	0.3	µg/L	Y	HJ	J	2014-3210	CAPA-14-57738	GELC
R-39	859	01/24/14	WG	UF	INIT	REG	VOC	SW-846:8260B	Diethyl Ether	60-29-7	N	1	—	—	0.3	µg/L	Y	U	U	2014-2805	CAPA-14-49710	GELC
R-39	859	12/16/13	WG	UF	INIT	REG	VOC	SW-846:8260B	Diethyl Ether	60-29-7	N	1	—	—	0.3	µg/L	Y	U	U	2014-2693	CAPA-14-49383	GELC
R-39	859	07/18/13	WG	UF	INIT	REG	VOC	SW-846:8260B	Diethyl Ether	60-29-7	N	1	—	—	0.3	µg/L	Y	U	U	2013-1240	CAPA-13-36953	GELC
R-39	859	04/09/13	WG	UF	INIT	REG	VOC	SW-846:8260B	Diethyl Ether	60-29-7	N	1	—	—	0.3	µg/L	Y	U	U	2013-709	CAPA-13-29567	GELC
R-39	859	04/14/14	WG	UF	INIT	REG	RAD	Generic:Low_Level_Tritium	Tritium	H-3	N	-0.141	0.587	2.004	—	pCi/L	Y	U	U	2014-3211	CAPA-14-57738	ARSL
R-39	859	01/24/14	WG	UF	INIT	REG	RAD	Generic:Low_Level_Tritium	Tritium	H-3	N	0.994	0.624	1.991	—	pCi/L	Y	U	U	2014-2828	CAPA-14-49710	ARSL
R-39	859	12/16/13	WG	UF	INIT	REG	RAD	Generic:Low_Level_Tritium	Tritium	H-3	N	0.862	0.626	2.024	—	pCi/L	Y	U	U	2014-2710	CAPA-14-49383	ARSL
R-39	859	07/18/13	WG	UF	INIT	REG	RAD	Generic:Low_Level_Tritium	Tritium	H-3	N	0.233	0.601	2.029	—	pCi/L	Y	U	U	2013-1323	CAPA-13-36953	ARSL
R-39	859	04/09/13	WG	UF	INIT	REG	RAD	Generic:Low_Level_Tritium	Tritium	H-3	N	0.765	0.617	2.011	—	pCi/L	Y	U	U	2013-710	CAPA-13-29567	ARSL
R-40 S1	751.59	04/15/14	WG	UF	INIT	REG	VOC	SW-846:8260B	Trichloroethene	79-01-6	Y	0.72	—	—	0.3	µg/L	Y	HJ	J	2014-3229	CAPA-14-57739	GELC
R-40 S1	751.59	12/11/13	WG	UF	INIT	REG	VOC	SW-846:8260B	Trichloroethene	79-01-6	Y	0.8	—	—	0.3	µg/L	Y	J	J	2014-2659	CAPA-14-49384	GELC
R-40 S1	751.59	04/17/13	WG	UF	INIT	REG	VOC	SW-846:8260B	Trichloroethene	79-01-6	N	1	—	—	0.3	µg/L	Y	U	U	2013-742	CAPA-13-29568	GELC
R-40 S1	751.59	10/12/12	WG	UF	INIT	REG	VOC	SW-846:8260B	Trichloroethene	79-01-6	N	1	—	—	0.3	µg/L	Y	U	U	2013-73	CAPA-13-24285	GELC
R-40 S1	751.59	10/12/12	WG	UF	INIT	REG	VOC	SW-846:8260B	Trichloroethene	79-01-6	N	1	—	—	0.3	µg/L	Y	U	U	2013-70	CAPA-12-23803	GELC
R-40 S1	751.59	04/26/12	WG	UF	INIT	REG	VOC	SW-846:8260B	Trichloroethene	79-01-6	N	1	—	—	0.3	µg/L	Y	UH	UJ	12-1250	CAPA-12-13233	GELC

Table C-2 TA-54 Monitoring Group Analytical Results and Results from the Four Previous Monitoring Events if Available

Location	Depth (ft)	Date	Field Matrix	Field Prep	Lab Sample Type	Field QC Type	Suite	Method	Analyte	Analyte Code	Detect Flag	Result	1-sigma TPU	MDA	MDL	Unit	Best Value Flag	Lab Qual	2nd Qual	Request	Sample	Lab
R-40 S1	751.59	04/15/14	WG	UF	INIT	REG	RAD	Generic:Low_Level_Tritium	Tritium	H-3	N	-0.106	0.588	2.006	—	pCi/L	Y	U	U	2014-3216	CAPA-14-57739	ARSL
R-40 S1	751.59	12/11/13	WG	UF	INIT	REG	RAD	Generic:Low_Level_Tritium	Tritium	H-3	N	0.537	0.641	2.13	—	pCi/L	Y	U	U	2014-2710	CAPA-14-49384	ARSL
R-40 S1	751.59	04/17/13	WG	UF	INIT	REG	RAD	Generic:Low_Level_Tritium	Tritium	H-3	N	0.426	0.663	2.218	—	pCi/L	Y	U	U	2013-739	CAPA-13-29568	ARSL
R-40 S1	751.59	10/12/12	WG	UF	INIT	REG	RAD	Generic:Low_Level_Tritium	Tritium	H-3	N	-1.145	0.69	2.341	—	pCi/L	Y	U	U	2013-74	CAPA-12-23803	ARSL
R-40 S1	751.59	04/26/12	WG	UF	INIT	REG	RAD	Generic:Low_Level_Tritium	Tritium	H-3	N	1.03	0.654	2.09	—	pCi/L	Y	U	UJ	12-1256	CAPA-12-13233	ARSL
R-40 S2	849.27	04/07/14	WG	UF	INIT	REG	RAD	Generic:Low_Level_Tritium	Tritium	H-3	N	0.57	0.62	2.04	—	pCi/L	Y	U	U	2014-3169	CAPA-14-57740	ARSL
R-40 S2	849.27	12/03/13	WG	UF	INIT	REG	RAD	Generic:Low_Level_Tritium	Tritium	H-3	N	2.783	0.998	2.917	—	pCi/L	Y	U	U	2014-2606	CAPA-14-49385	ARSL
R-40 S2	849.27	04/16/13	WG	UF	INIT	REG	RAD	Generic:Low_Level_Tritium	Tritium	H-3	N	0.769	0.65	2.124	—	pCi/L	Y	U	U	2013-738	CAPA-13-29569	ARSL
R-40 S2	849.27	10/12/12	WG	UF	INIT	REG	RAD	Generic:Low_Level_Tritium	Tritium	H-3	N	-2.152	0.744	2.418	—	pCi/L	Y	U	U	2013-74	CAPA-12-23804	ARSL
R-40 S2	849.27	05/01/12	WG	UF	INIT	REG	RAD	Generic:Low_Level_Tritium	Tritium	H-3	N	-0.044	0.674	2.291	—	pCi/L	Y	U	UJ	12-1271	CAPA-12-13234	ARSL
R-40 Si	649.67	04/15/14	WG	UF	INIT	REG	RAD	Generic:Low_Level_Tritium	Tritium	H-3	N	-0.476	1.106	3.787	—	pCi/L	Y	U	U	2014-3216	CAPA-14-57741	ARSL
R-40 Si	649.67	12/11/13	WG	UF	INIT	REG	RAD	Generic:Low_Level_Tritium	Tritium	H-3	N	0.197	0.626	2.116	—	pCi/L	Y	U	U	2014-2710	CAPA-14-49386	ARSL
R-40 Si	649.67	04/24/13	WG	UF	INIT	REG	RAD	Generic:Low_Level_Tritium	Tritium	H-3	N	1.344	0.686	2.138	—	pCi/L	Y	U	U	2013-769	CAPA-13-29570	ARSL
R-40 Si	649.67	10/22/12	WG	UF	INIT	REG	RAD	Generic:Low_Level_Tritium	Tritium	H-3	N	1.431	0.679	2.094	—	pCi/L	Y	U	U	2013-217	CAPA-12-23805	ARSL
R-40 Si	649.67	05/07/12	WG	UF	INIT	REG	RAD	Generic:Low_Level_Tritium	Tritium	H-3	N	0.248	0.652	2.195	—	pCi/L	Y	U	UJ	12-1289	CAPA-12-13235	ARSL
R-41 S2	965.3	04/14/14	WG	UF	INIT	REG	RAD	Generic:Low_Level_Tritium	Tritium	H-3	N	0.177	0.639	2.159	—	pCi/L	Y	U	U	2014-3211	CAPA-14-57742	ARSL
R-41 S2	965.3	01/16/14	WG	UF	INIT	REG	RAD	Generic:Low_Level_Tritium	Tritium	H-3	N	0.769	0.679	2.224	—	pCi/L	Y	U	U	2014-2799	CAPA-14-49711	ARSL
R-41 S2	965.3	12/10/13	WG	UF	INIT	REG	RAD	Generic:Low_Level_Tritium	Tritium	H-3	N	0.987	0.593	1.884	—	pCi/L	Y	U	U	2014-2651	CAPA-14-49387	ARSL
R-41 S2	965.3	07/15/13	WG	UF	INIT	REG	RAD	Generic:Low_Level_Tritium	Tritium	H-3	N	1.698	0.672	1.992	—	pCi/L	Y	U	U	2013-1188	CAPA-13-36954	ARSL
R-41 S2	965.3	04/09/13	WG	UF	INIT	REG	RAD	Generic:Low_Level_Tritium	Tritium	H-3	N	1.092	0.642	2.035	—	pCi/L	Y	U	U	2013-710	CAPA-13-29571	ARSL
R-49 S1	845	04/18/14	WG	UF	INIT	REG	RAD	Generic:Low_Level_Tritium	Tritium	H-3	N	0.413	0.641	2.142	—	pCi/L	Y	U	U	2014-3281	CAPA-14-57743	ARSL
R-49 S1	845	12/09/13	WG	UF	INIT	REG	RAD	Generic:Low_Level_Tritium	Tritium	H-3	N	0.053	0.596	2.03	—	pCi/L	Y	U	U	2014-2651	CAPA-14-49388	ARSL
R-49 S1	845	04/15/13	WG	UF	INIT	REG	RAD	Generic:Low_Level_Tritium	Tritium	H-3	N	0.356	0.704	2.366	—	pCi/L	Y	U	U	2013-738	CAPA-13-29572	ARSL
R-49 S1	845	10/15/12	WG	UF	INIT	REG	RAD	Generic:Low_Level_Tritium	Tritium	H-3	N	-1.562	0.738	2.476	—	pCi/L	Y	U	U	2013-118	CAPA-12-23807	ARSL
R-49 S1	845	04/26/12	WG	UF	INIT	REG	RAD	Generic:Low_Level_Tritium	Tritium	H-3	N	0.444	0.659	2.199	—	pCi/L	Y	U	UJ	12-1256	CAPA-12-13237	ARSL
R-49 S2	905.6	04/07/14	WG	UF	INIT	REG	RAD	Generic:Low_Level_Tritium	Tritium	H-3	N	-0.02	0.62	2.1	—	pCi/L	Y	U	U	2014-3169	CAPA-14-57744	ARSL
R-49 S2	905.6	12/13/13	WG	UF	INIT	REG	RAD	Generic:Low_Level_Tritium	Tritium	H-3	N	1.272	0.686	2.152	—	pCi/L	Y	U	U	2014-2710	CAPA-14-49389	ARSL
R-49 S2	905.6	04/19/13	WG	UF	INIT	REG	RAD	Generic:Low_Level_Tritium	Tritium	H-3	N	0.401	0.634	2.121	—	pCi/L	Y	U	U	2013-765	CAPA-13-29573	ARSL
R-49 S2	905.6	10/25/12	WG	UF	INIT	REG	RAD	Generic:Low_Level_Tritium	Tritium	H-3	N	1.569	0.825	2.581	—	pCi/L	Y	U	U	2013-253	CAPA-12-23808	ARSL
R-49 S2	905.6	05/01/12	WG	UF	INIT	REG	RAD	Generic:Low_Level_Tritium	Tritium	H-3	N	0.094	0.628	2.127	—	pCi/L	Y	U	UJ	12-1271	CAPA-12-13238	ARSL
R-49 S2	905.6	05/01/12	WG	UF	INIT	FD	RAD	Generic:Low_Level_Tritium	Tritium	H-3	N	0.414	0.662	2.209	—	pCi/L	Y	U	UJ	12-1271	CAPA-12-13405	ARSL
R-51 S1	914.96	04/09/14	WG	UF	INIT	REG	RAD	Generic:Low_Level_Tritium	Tritium	H-3	N	-1.32	0.644	2.181	—	pCi/L	Y	U	U	2014-3211	CAPA-14-57745	ARSL
R-51 S1	914.96	12/13/13	WG	UF	INIT	REG	RAD	Generic:Low_Level_Tritium	Tritium	H-3	N	1.727	0.703	2.103	—	pCi/L	Y	U	U	2014-2710	CAPA-14-49390	ARSL
R-51 S1	914.96	04/25/13	WG	UF	INIT	REG	RAD	Generic:Low_Level_Tritium	Tritium	H-3	N	0.499	0.641	2.135	—	pCi/L	Y	U	U	2013-792	CAPA-13-29574	ARSL
R-51 S1	914.96	04/25/13	WG	UF	INIT	FD	RAD	Generic:Low_Level_Tritium	Tritium	H-3	N	0.715	0.628	2.058	—	pCi/L	Y	U	U	2013-792	CAPA-13-29531	ARSL
R-51 S1	914.96	10/10/12	WG	UF	INIT	REG	RAD	Generic:Low_Level_Tritium	Tritium	H-3	N	1.226	0.698	2.208	—	pCi/L	Y	U	U	2013-61	CAPA-12-23809	ARSL
R-51 S1	914.96	04/23/12	WG	UF	INIT	REG	RAD	Generic:Low_Level_Tritium	Tritium	H-3	N	1.577	0.711	2.172	—	pCi/L	Y	U	U	12-1239	CAPA-12-13239	ARSL
R-51 S2	1030.96	04/09/14	WG	UF	INIT	REG	RAD	Generic:Low_Level_Tritium	Tritium	H-3	N	0.217	0.611	2.061	—	pCi/L	Y	U	U	2014-3211	CAPA-14-57746	ARSL
R-51 S2	1030.96	12/13/13	WG	UF	INIT	REG	RAD	Generic:Low_Level_Tritium	Tritium	H-3	N	0.736	0.651	2.132	—	pCi/L	Y	U	U	2014-2710	CAPA-14-49391	ARSL
R-51 S2	1030.96	04/25/13	WG	UF	INIT	REG	RAD	Generic:Low_Level_Tritium	Tritium	H-3	N	0.172	0.617	2.091	—	pCi/L	Y	U	U	2013-792	CAPA-13-29575	ARSL
R-51 S2	1030.96	10/10/12	WG	UF	INIT	REG	RAD	Generic:Low_Level_Tritium	Tritium	H-3	N	0.344	0.683	2.291	—	pCi/L	Y	U	U	2013-61	CAPA-12-23810	ARSL
R-51 S2	1030.96	04/23/12	WG	UF	INIT	REG	RAD	Generic:Low_Level_Tritium	Tritium	H-3	N	0.35	0.658	2.207	—	pCi/L	Y	U	U	12-1239	CAPA-12-13240	ARSL

Table C-2 TA-54 Monitoring Group Analytical Results and Results from the Four Previous Monitoring Events if Available

Location	Depth (ft)	Date	Field Matrix	Field Prep	Lab Sample Type	Field QC Type	Suite	Method	Analyte	Analyte Code	Detect Flag	Result	1-sigma TPU	MDA	MDL	Unit	Best Value Flag	Lab Qual	2nd Qual	Request	Sample	Lab
R-52 S1	1035.2	04/10/14	WG	UF	INIT	REG	RAD	Generic:Low_Level_Tritium	Tritium	H-3	N	0.578	0.636	2.105	—	pCi/L	Y	U	U	2014-3211	CAPA-14-57747	ARSL
R-52 S1	1035.2	12/11/13	WG	UF	INIT	REG	RAD	Generic:Low_Level_Tritium	Tritium	H-3	N	0.581	0.656	2.174	—	pCi/L	Y	U	U	2014-2710	CAPA-14-49392	ARSL
R-52 S1	1035.2	04/11/13	WG	UF	INIT	REG	RAD	Generic:Low_Level_Tritium	Tritium	H-3	N	0.136	0.69	2.34	—	pCi/L	Y	U	U	2013-738	CAPA-13-29576	ARSL
R-52 S1	1035.2	10/16/12	WG	UF	INIT	REG	RAD	Generic:Low_Level_Tritium	Tritium	H-3	N	-1.384	0.72	2.431	—	pCi/L	Y	U	U	2013-127	CAPA-12-23811	ARSL
R-52 S1	1035.2	04/27/12	WG	UF	INIT	REG	RAD	Generic:Low_Level_Tritium	Tritium	H-3	N	0.66	0.634	2.083	—	pCi/L	Y	U	UJ	12-1258	CAPA-12-13241	ARSL
R-52 S2	1107	04/10/14	WG	UF	INIT	REG	RAD	Generic:Low_Level_Tritium	Tritium	H-3	N	-0.155	0.442	1.514	—	pCi/L	Y	U	U	2014-3211	CAPA-14-57748	ARSL
R-52 S2	1107	12/11/13	WG	UF	INIT	REG	RAD	Generic:Low_Level_Tritium	Tritium	H-3	N	0.573	0.653	2.166	—	pCi/L	Y	U	U	2014-2710	CAPA-14-49393	ARSL
R-52 S2	1107	04/11/13	WG	UF	INIT	REG	RAD	Generic:Low_Level_Tritium	Tritium	H-3	N	0.161	0.619	2.095	—	pCi/L	Y	U	U	2013-738	CAPA-13-29577	ARSL
R-52 S2	1107	10/16/12	WG	UF	INIT	REG	RAD	Generic:Low_Level_Tritium	Tritium	H-3	N	-0.671	0.661	2.26	—	pCi/L	Y	U	U	2013-127	CAPA-12-23812	ARSL
R-52 S2	1107	04/27/12	WG	UF	INIT	REG	RAD	Generic:Low_Level_Tritium	Tritium	H-3	N	0.195	0.589	1.986	—	pCi/L	Y	U	UJ	12-1258	CAPA-12-13242	ARSL
R-53 S1	849.2	04/02/14	WG	UF	INIT	REG	RAD	Generic:Low_Level_Tritium	Tritium	H-3	N	-0.712	1.043	3.582	—	pCi/L	Y	U	U	2014-3113	CAPA-14-57749	ARSL
R-53 S1	849.2	12/12/13	WG	UF	INIT	REG	RAD	Generic:Low_Level_Tritium	Tritium	H-3	N	1.475	0.7	2.156	—	pCi/L	Y	U	U	2014-2710	CAPA-14-49394	ARSL
R-53 S1	849.2	04/08/13	WG	UF	INIT	REG	RAD	Generic:Low_Level_Tritium	Tritium	H-3	N	1.133	0.714	2.28	—	pCi/L	Y	U	U	2013-710	CAPA-13-29578	ARSL
R-53 S1	849.2	10/11/12	WG	UF	INIT	REG	RAD	Generic:Low_Level_Tritium	Tritium	H-3	N	-1.905	0.74	2.44	—	pCi/L	Y	U	U	2013-74	CAPA-12-23813	ARSL
R-53 S1	849.2	04/24/12	WG	UF	INIT	REG	RAD	Generic:Low_Level_Tritium	Tritium	H-3	N	0.485	0.674	2.245	—	pCi/L	Y	U	U	12-1238	CAPA-12-13243	ARSL
R-53 S2	959.7	04/02/14	WG	UF	INIT	REG	RAD	Generic:Low_Level_Tritium	Tritium	H-3	N	1.031	0.807	2.623	—	pCi/L	Y	U	U	2014-3113	CAPA-14-57750	ARSL
R-53 S2	959.7	12/12/13	WG	UF	INIT	REG	RAD	Generic:Low_Level_Tritium	Tritium	H-3	N	0.759	0.638	2.086	—	pCi/L	Y	U	U	2014-2710	CAPA-14-49395	ARSL
R-53 S2	959.7	04/08/13	WG	UF	INIT	REG	RAD	Generic:Low_Level_Tritium	Tritium	H-3	N	-0.053	0.633	2.162	—	pCi/L	Y	U	U	2013-710	CAPA-13-29579	ARSL
R-53 S2	959.7	10/11/12	WG	UF	INIT	REG	RAD	Generic:Low_Level_Tritium	Tritium	H-3	N	1.014	0.725	2.342	—	pCi/L	Y	U	U	2013-74	CAPA-12-23814	ARSL
R-53 S2	959.7	04/24/12	WG	UF	INIT	REG	RAD	Generic:Low_Level_Tritium	Tritium	H-3	N	1.239	0.689	2.172	—	pCi/L	Y	U	U	12-1238	CAPA-12-13244	ARSL
R-54 S1	830	04/15/14	WG	UF	INIT	REG	RAD	Generic:Low_Level_Tritium	Tritium	H-3	N	0.48	0.534	1.768	—	pCi/L	Y	U	U	2014-3214	CAPA-14-57751	ARSL
R-54 S1	830	12/16/13	WG	UF	INIT	REG	RAD	Generic:Low_Level_Tritium	Tritium	H-3	N	1.856	0.62	1.755	—	pCi/L	Y	—	U	2014-2710	CAPA-14-49396	ARSL
R-54 S1	830	04/16/13	WG	UF	INIT	REG	RAD	Generic:Low_Level_Tritium	Tritium	H-3	N	0.516	0.666	2.216	—	pCi/L	Y	U	U	2013-738	CAPA-13-29580	ARSL
R-54 S1	830	10/24/12	WG	UF	INIT	REG	RAD	Generic:Low_Level_Tritium	Tritium	H-3	N	0.932	0.696	2.256	—	pCi/L	Y	U	U	2013-253	CAPA-12-23815	ARSL
R-54 S1	830	05/04/12	WG	UF	INIT	REG	RAD	Generic:Low_Level_Tritium	Tritium	H-3	N	-0.124	0.66	2.25	—	pCi/L	Y	U	UJ	12-1292	CAPA-12-13245	ARSL
R-54 S1	830	05/04/12	WG	UF	INIT	FD	RAD	Generic:Low_Level_Tritium	Tritium	H-3	N	0.358	0.658	2.202	—	pCi/L	Y	U	UJ	12-1292	CAPA-12-13406	ARSL
R-54 S2	915	04/15/14	WG	UF	INIT	REG	RAD	Generic:Low_Level_Tritium	Tritium	H-3	N	-0.601	0.587	2.016	—	pCi/L	Y	U	U	2014-3214	CAPA-14-57752	ARSL
R-54 S2	915	04/15/14	WG	UF	INIT	FD	RAD	Generic:Low_Level_Tritium	Tritium	H-3	N	-1.484	0.608	2.031	—	pCi/L	Y	U	U	2014-3214	CAPA-14-57705	ARSL
R-54 S2	915	12/16/13	WG	UF	INIT	REG	RAD	Generic:Low_Level_Tritium	Tritium	H-3	N	0.891	0.602	1.936	—	pCi/L	Y	U	U	2014-2710	CAPA-14-49397	ARSL
R-54 S2	915	12/16/13	WG	UF	INIT	FD	RAD	Generic:Low_Level_Tritium	Tritium	H-3	N	1.759	0.683	2.02	—	pCi/L	Y	U	U	2014-2710	CAPA-14-49347	ARSL
R-54 S2	915	04/16/13	WG	UF	INIT	REG	RAD	Generic:Low_Level_Tritium	Tritium	H-3	N	1.98	0.754	2.218	—	pCi/L	Y	U	U	2013-738	CAPA-13-29581	ARSL
R-54 S2	915	04/16/13	WG	UF	INIT	FD	RAD	Generic:Low_Level_Tritium	Tritium	H-3	N	0.627	0.679	2.246	—	pCi/L	Y	U	U	2013-738	CAPA-13-29532	ARSL
R-54 S2	915	10/24/12	WG	UF	INIT	REG	RAD	Generic:Low_Level_Tritium	Tritium	H-3	N	0.514	0.757	2.525	—	pCi/L	Y	U	U	2013-253	CAPA-12-23816	ARSL
R-54 S2	915	05/04/12	WG	UF	INIT	REG	RAD	Generic:Low_Level_Tritium	Tritium	H-3	N	-0.083	0.636	2.166	—	pCi/L	Y	U	UJ	12-1292	CAPA-12-13246	ARSL
R-55 S1	860	04/07/14	WG	UF	INIT	REG	RAD	Generic:Low_Level_Tritium	Tritium	H-3	N	1.723	0.718	2.157	—	pCi/L	Y	U	U	2014-3168	CAMO-14-57544	ARSL
R-55 S1	860	01/08/14	WG	UF	INIT	REG	RAD	Generic:Low_Level_Tritium	Tritium	H-3	N	1.726	0.681	2.025	—	pCi/L	Y	U	U	2014-2747	CAMO-14-49725	ARSL
R-55 S1	860	12/02/13	WG	UF	INIT	REG	RAD	Generic:Low_Level_Tritium	Tritium	H-3	N	0.56	0.79	2.63	—	pCi/L	Y	U	U	2014-2604	CAMO-14-49331	ARSL
R-55 S1	860	04/18/13	WG	UF	INIT	REG	RAD	Generic:Low_Level_Tritium	Tritium	H-3	N	0.697	0.647	2.125	—	pCi/L	Y	U	U	2013-764	CAMO-13-29629	ARSL
R-55 S1	860	10/24/12	WG	UF	INIT	REG	RAD	Generic:Low_Level_Tritium	Tritium	H-3	N	0.914	0.742	2.419	—	pCi/L	Y	U	U	2013-252	CAMO-12-23862	ARSL
R-55 S2	994.4	04/07/14	WG	UF	INIT	REG	RAD	Generic:Low_Level_Tritium	Tritium	H-3	N	0.31	0.55	1.84	—	pCi/L	Y	U	U	2014-3168	CAMO-14-57545	ARSL
R-55 S2	994.4	12/02/13	WG	UF	INIT	REG	RAD	Generic:Low_Level_Tritium	Tritium	H-3	N	2.998	1.068	3.114	—	pCi/L	Y	U	U	2014-2604	CAMO-14-49332	ARSL
R-55 S2	994.4	04/18/13	WG	UF	INIT	REG	RAD	Generic:Low_Level_Tritium	Tritium	H-3	N	1.018	0.67	2.148	—	pCi/L	Y	U	U	2013-764	CAMO-13-29630	ARSL



Table C-2 TA-54 Monitoring Group Analytical Results and Results from the Four Previous Monitoring Events if Available

Location	Depth (ft)	Date	Field Matrix	Field Prep	Lab Sample Type	Field QC Type	Suite	Method	Analyte	Analyte Code	Detect Flag	Result	1-sigma TPU	MDA	MDL	Unit	Best Value Flag	Lab Qual	2nd Qual	Request	Sample	Lab
R-55 S2	994.4	10/24/12	WG	UF	INIT	REG	RAD	Generic:Low_Level_Tritium	Tritium	H-3	Y	7.023	1.362	2.481	—	pCi/L	Y	—	NQ	2013-252	CAMO-12-23863	ARSL
R-55 S2	994.4	04/26/12	WG	UF	INIT	REG	RAD	Generic:Low_Level_Tritium	Tritium	H-3	N	0.673	0.651	2.141	—	pCi/L	Y	U	UJ	12-1257	CAPA-12-13264	ARSL
R-55i	510	04/16/14	WG	UF	INIT	REG	RAD	Generic:Low_Level_Tritium	Tritium	H-3	N	0.202	0.541	1.823	—	pCi/L	Y	U	U	2014-3280	CAMO-14-57546	ARSL
R-55i	510	12/12/13	WG	UF	INIT	REG	RAD	Generic:Low_Level_Tritium	Tritium	H-3	N	1.57	0.671	2.028	—	pCi/L	Y	U	U	2014-2712	CAMO-14-49333	ARSL
R-55i	510	04/18/13	WG	UF	INIT	REG	RAD	Generic:Low_Level_Tritium	Tritium	H-3	N	0.976	0.67	2.158	—	pCi/L	Y	U	U	2013-764	CAMO-13-29631	ARSL
R-55i	510	10/25/12	WG	UF	INIT	REG	RAD	Generic:Low_Level_Tritium	Tritium	H-3	Y	2.37	0.78	2.2	—	pCi/L	Y	—	NQ	2013-252	CAMO-12-23864	ARSL
R-55i	510	04/30/12	WG	UF	INIT	REG	RAD	Generic:Low_Level_Tritium	Tritium	H-3	N	0.622	0.592	1.945	—	pCi/L	Y	U	UJ	12-1261	CAPA-12-13265	ARSL
R-55i	510	04/30/12	WG	UF	INIT	FD	RAD	Generic:Low_Level_Tritium	Tritium	H-3	N	0.902	0.675	2.189	—	pCi/L	Y	U	UJ	12-1261	CAPA-12-13348	ARSL
R-56 S1	945	04/18/14	WG	UF	INIT	REG	RAD	Generic:Low_Level_Tritium	Tritium	H-3	N	-0.493	0.528	1.815	—	pCi/L	Y	U	U	2014-3281	CAPA-14-57753	ARSL
R-56 S1	945	01/23/14	WG	UF	INIT	REG	RAD	Generic:Low_Level_Tritium	Tritium	H-3	N	-0.388	0.61	2.098	—	pCi/L	Y	U	U	2014-2800	CAPA-14-49712	ARSL
R-56 S1	945	12/17/13	WG	UF	INIT	REG	RAD	Generic:Low_Level_Tritium	Tritium	H-3	N	0.729	0.634	2.074	—	pCi/L	Y	U	U	2014-2710	CAPA-14-49398	ARSL
R-56 S1	945	07/23/13	WG	UF	INIT	REG	RAD	Generic:Low_Level_Tritium	Tritium	H-3	N	0.721	0.618	2.02	—	pCi/L	Y	U	U	2013-1323	CAPA-13-36955	ARSL
R-56 S1	945	04/24/13	WG	UF	INIT	REG	RAD	Generic:Low_Level_Tritium	Tritium	H-3	N	0.484	0.698	2.331	—	pCi/L	Y	U	U	2013-769	CAPA-13-29582	ARSL
R-56 S2	1046.6	04/18/14	WG	UF	INIT	REG	RAD	Generic:Low_Level_Tritium	Tritium	H-3	N	-0.478	0.476	1.637	—	pCi/L	Y	U	U	2014-3281	CAPA-14-57754	ARSL
R-56 S2	1046.6	12/17/13	WG	UF	INIT	REG	RAD	Generic:Low_Level_Tritium	Tritium	H-3	N	1.424	0.653	1.998	—	pCi/L	Y	U	U	2014-2710	CAPA-14-49399	ARSL
R-56 S2	1046.6	04/24/13	WG	UF	INIT	REG	RAD	Generic:Low_Level_Tritium	Tritium	H-3	N	1.345	0.735	2.31	—	pCi/L	Y	U	U	2013-769	CAPA-13-29583	ARSL
R-56 S2	1046.6	10/18/12	WG	UF	INIT	REG	RAD	Generic:Low_Level_Tritium	Tritium	H-3	N	-0.025	0.641	2.183	—	pCi/L	Y	U	U	2013-217	CAPA-12-23818	ARSL
R-56 S2	1046.6	10/18/12	WG	UF	INIT	FD	RAD	Generic:Low_Level_Tritium	Tritium	H-3	N	0.799	0.661	2.155	—	pCi/L	Y	U	U	2013-217	CAPA-12-23764	ARSL
R-56 S2	1046.6	04/25/12	WG	UF	INIT	REG	RAD	Generic:Low_Level_Tritium	Tritium	H-3	N	0.903	0.631	2.035	—	pCi/L	Y	U	UJ	12-1262	CAPA-12-13248	ARSL
R-57 S1	910	04/03/14	WG	UF	INIT	REG	RAD	Generic:Low_Level_Tritium	Tritium	H-3	N	-0.16	0.7	2.39	—	pCi/L	Y	U	U	2014-3169	CAPA-14-57755	ARSL
R-57 S1	910	04/03/14	WG	UF	INIT	FD	RAD	Generic:Low_Level_Tritium	Tritium	H-3	N	-0.75	0.86	2.96	—	pCi/L	Y	U	U	2014-3169	CAPA-14-57706	ARSL
R-57 S1	910	01/08/14	WG	UF	INIT	REG	RAD	Generic:Low_Level_Tritium	Tritium	H-3	N	0.701	0.619	2.027	—	pCi/L	Y	U	U	2014-2748	CAPA-14-49713	ARSL
R-57 S1	910	12/05/13	WG	UF	INIT	REG	RAD	Generic:Low_Level_Tritium	Tritium	H-3	N	0.417	0.608	2.034	—	pCi/L	Y	U	U	2014-2651	CAPA-14-49400	ARSL
R-57 S1	910	12/05/13	WG	UF	INIT	FD	RAD	Generic:Low_Level_Tritium	Tritium	H-3	N	1.381	0.622	1.895	—	pCi/L	Y	U	U	2014-2651	CAPA-14-49346	ARSL
R-57 S1	910	07/18/13	WG	UF	INIT	REG	RAD	Generic:Low_Level_Tritium	Tritium	H-3	N	0.567	0.655	2.172	—	pCi/L	Y	U	U	2013-1323	CAPA-13-36956	ARSL
R-57 S1	910	04/10/13	WG	UF	INIT	REG	RAD	Generic:Low_Level_Tritium	Tritium	H-3	N	0.493	0.635	2.114	—	pCi/L	Y	U	U	2013-738	CAPA-13-29584	ARSL
R-57 S2	971.5	04/03/14	WG	UF	INIT	REG	RAD	Generic:Low_Level_Tritium	Tritium	H-3	N	0.01	0.47	1.59	—	pCi/L	Y	U	U	2014-3169	CAPA-14-57756	ARSL
R-57 S2	971.5	12/05/13	WG	UF	INIT	REG	RAD	Generic:Low_Level_Tritium	Tritium	H-3	N	0.687	0.597	1.955	—	pCi/L	Y	U	U	2014-2651	CAPA-14-49401	ARSL
R-57 S2	971.5	12/05/13	WG	UF	INIT	FD	RAD	Generic:Low_Level_Tritium	Tritium	H-3	N	1.205	0.583	1.799	—	pCi/L	Y	U	U	2014-2651	CAPA-14-49345	ARSL
R-57 S2	971.5	04/10/13	WG	UF	INIT	REG	RAD	Generic:Low_Level_Tritium	Tritium	H-3	N	2.564	0.907	2.611	—	pCi/L	Y	U	U	2013-738	CAPA-13-29585	ARSL
R-57 S2	971.5	10/10/12	WG	UF	INIT	REG	RAD	Generic:Low_Level_Tritium	Tritium	H-3	N	0.537	0.693	2.302	—	pCi/L	Y	U	U	2013-61	CAPA-12-23820	ARSL
R-57 S2	971.5	04/23/12	WG	UF	INIT	REG	RAD	Generic:Low_Level_Tritium	Tritium	H-3	N	0.938	0.694	2.246	—	pCi/L	Y	U	U	12-1239	CAPA-12-13250	ARSL



## **Appendix D**

---

*Groundwater Results Greater Than Half of Screening Levels*



There are no results for this periodic monitoring event.



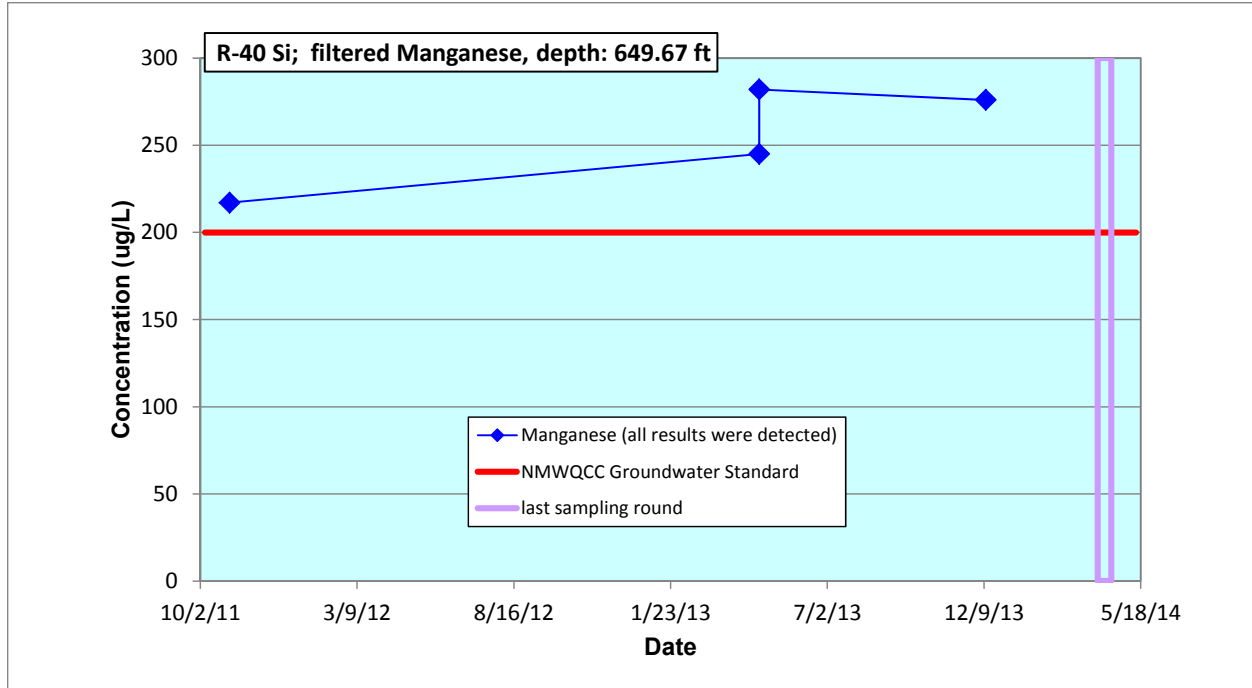
## **Appendix E**

---

*Analytical Chemistry Graphs of Screening-Level Exceedances*









## **Appendix F**

---

*Analytical Reports*  
*(on CD included with this document)*



CD Table of Contents

Chain of Custody	Category	Lab	Sample	Date	Location	Screen Top Depth (ft)	Screen Bottom Depth (ft)
2014-2736	Organic	GELC <sup>a</sup>	CAPA-14-49702	01/07/14	R-23	816	873.2
2014-2736	Organic	GELC	CAPA-14-49709	01/07/14	R-23	816	873.2
2014-2737	Organic	GELC	CAMO-14-49724	01/07/14	R-37 S2	1026	1046.6
2014-2743	Organic	GELC	CAMO-14-49725	01/08/14	R-55 S1	860	880.6
2014-2745	Organic	GELC	CAPA-14-49713	01/08/14	R-57 S1	910	930.5
2014-2747	Rad <sup>b</sup>	ARSL <sup>c</sup>	CAMO-14-49724	01/07/14	R-37 S2	1026	1046.6
2014-2747	Rad	ARSL	CAMO-14-49725	01/08/14	R-55 S1	860	880.6
2014-2748	Rad	ARSL	CAPA-14-49709	01/07/14	R-23	816	873.2
2014-2748	Rad	ARSL	CAPA-14-49702	01/07/14	R-23	816	873.2
2014-2748	Rad	ARSL	CAPA-14-49713	01/08/14	R-57 S1	910	930.5
2014-2787	Organic	GELC	CAPA-14-49711	01/16/14	R-41 S2	965.3	975
2014-2799	RAD	ARSL	CAPA-14-49711	01/16/14	R-41 S2	965.3	975
2014-2800	RAD	ARSL	CAPA-14-49712	01/23/14	R-56 S1	945	965.6
2014-2801	Organic	GELC	CAPA-14-49712	01/23/14	R-56 S1	945	965.6
2014-2805	Organic	GELC	CAPA-14-49710	01/24/14	R-39	859	869
2014-2828	Rad	ARSL	CAPA-14-49710	01/24/14	R-39	859	869
2014-3106	Organic	GELC	CAPA-14-57732	04/01/14	R-20 S2	1147.1	1154.7
2014-3107	Organic	GELC	CAMO-14-57543	04/01/14	R-38	821.2	831.2
2014-3109	Organic	GELC	CAPA-14-57749	04/02/14	R-53 S1	849.2	859.2
2014-3109	Organic	GELC	CAPA-14-57750	04/02/14	R-53 S2	959.7	980.2
2014-3113	Rad	ARSL	CAPA-14-57749	04/02/14	R-53 S1	849.2	859.2
2014-3113	Rad	ARSL	CAPA-14-57732	04/01/14	R-20 S2	1147.1	1154.7
2014-3113	Rad	ARSL	CAPA-14-57750	04/02/14	R-53 S2	959.7	980.2
2014-3114	Rad	ARSL	CAMO-14-57543	04/01/14	R-38	821.2	831.2
2014-3121	Organic	GELC	CAPA-14-57756	04/03/14	R-57 S2	971.5	992.1
2014-3121	Organic	GELC	CAPA-14-57731	04/03/14	R-20 S1	904.6	912.2
2014-3121	Organic	GELC	CAPA-14-57706	04/03/14	R-57 S1	910	930.5
2014-3121	Organic	GELC	CAPA-14-57755	04/03/14	R-57 S1	910	930.5
2014-3135	Organic	GELC	CAPA-14-57733	04/04/14	R-23	816	873.2
2014-3135	Organic	GELC	CAPA-14-57736	04/04/14	R-23i S3	524	547
2014-3135	Organic	GELC	CAPA-14-57737	04/04/14	R-32 S1	867.5	875.2
2014-3148	Organic	GELC	CAPA-14-57740	04/07/14	R-40 S2	849.27	870
2014-3148	Organic	GELC	CAPA-14-57744	04/07/14	R-49 S2	905.6	926.4
2014-3149	Organic	GELC	CAMO-14-57544	04/07/14	R-55 S1	860	880.6
2014-3149	Organic	GELC	CAMO-14-57545	04/07/14	R-55 S2	994.4	1015.4
2014-3168	Rad	ARSL	CAMO-14-57544	04/07/14	R-55 S1	860	880.6
2014-3168	Rad	ARSL	CAMO-14-57545	04/07/14	R-55 S2	994.4	1015.4
2014-3169	Rad	ARSL	CAPA-14-57731	04/03/14	R-20 S1	904.6	912.2

Periodic Monitoring Report for TA-54 Monitoring Group

Chain of Custody	Category	Lab	Sample	Date	Location	Screen Top Depth (ft)	Screen Bottom Depth (ft)
2014-3169	Rad	ARSL	CAPA-14-57740	04/07/14	R-40 S2	849.27	870
2014-3169	Rad	ARSL	CAPA-14-57733	04/04/14	R-23	816	873.2
2014-3169	Rad	ARSL	CAPA-14-57744	04/07/14	R-49 S2	905.6	926.4
2014-3169	Rad	ARSL	CAPA-14-57736	04/04/14	R-23i S3	524	547
2014-3169	Rad	ARSL	CAPA-14-57737	04/04/14	R-32 S1	867.5	875.2
2014-3169	Rad	ARSL	CAPA-14-57756	04/03/14	R-57 S2	971.5	992.1
2014-3169	Rad	ARSL	CAPA-14-57755	04/03/14	R-57 S1	910	930.5
2014-3169	Rad	ARSL	CAPA-14-57706	04/03/14	R-57 S1	910	930.5
2014-3178	Organic	GELC	CAPA-14-57745	04/09/14	R-51 S1	914.96	925.24
2014-3178	Organic	GELC	CAPA-14-57746	04/09/14	R-51 S2	1030.96	1041
2014-3195	Organic	GELC	CAPA-14-57747	04/10/14	R-52 S1	1035.2	1055.7
2014-3195	Organic	GELC	CAPA-14-57748	04/10/14	R-52 S2	1107	1117
2014-3199	Organic	GELC	CAMO-14-57540	04/11/14	R-21	888.8	906.8
2014-3210	Organic	GELC	CAPA-14-57742	04/14/14	R-41 S2	965.3	975
2014-3210	Organic	GELC	CAPA-14-57738	04/14/14	R-39	859	869
2014-3211	Rad	ARSL	CAPA-14-57747	04/10/14	R-52 S1	1035.2	1055.7
2014-3211	Rad	ARSL	CAPA-14-57748	04/10/14	R-52 S2	1107	1117
2014-3211	Rad	ARSL	CAPA-14-57742	04/14/14	R-41 S2	965.3	975
2014-3211	Rad	ARSL	CAPA-14-57745	04/09/14	R-51 S1	914.96	925.24
2014-3211	Rad	ARSL	CAPA-14-57746	04/09/14	R-51 S2	1030.96	1041
2014-3211	Rad	ARSL	CAPA-14-57738	04/14/14	R-39	859	869
2014-3212	Rad	ARSL	CAMO-14-57540	04/11/14	R-21	888.8	906.8
2014-3214	Rad	ARSL	CAPA-14-57705	04/15/14	R-54 S2	915	925
2014-3214	Rad	ARSL	CAPA-14-57751	04/15/14	R-54 S1	830	840
2014-3214	Rad	ARSL	CAPA-14-57752	04/15/14	R-54 S2	915	925
2014-3216	Rad	ARSL	CAPA-14-57739	04/15/14	R-40 S1	751.59	785.06
2014-3216	Rad	ARSL	CAPA-14-57741	04/15/14	R-40 Si	649.67	669.02
2014-3229	Organic	GELC	CAPA-14-57739	04/15/14	R-40 S1	751.59	785.06
2014-3229	Organic	GELC	CAPA-14-57705	04/15/14	R-54 S2	915	925
2014-3229	Organic	GELC	CAPA-14-57752	04/15/14	R-54 S2	915	925
2014-3235	Organic	GELC	CAPA-14-57734	04/16/14	R-23i S1	400.3	420
2014-3235	Organic	GELC	CAPA-14-57735	04/16/14	R-23i S2	470.2	480.1
2014-3236	Organic	GELC	CAMO-14-57542	04/16/14	R-37 S2	1026	1046.6
2014-3242	Organic	GELC	CAPA-14-57743	04/18/14	R-49 S1	845	855
2014-3242	Organic	GELC	CAPA-14-57753	04/18/14	R-56 S1	945	965.6
2014-3242	Organic	GELC	CAPA-14-57754	04/18/14	R-56 S2	1046.6	1067.1
2014-3280	Rad	ARSL	CAMO-14-57542	04/16/14	R-37 S2	1026	1046.6
2014-3280	Rad	ARSL	CAMO-14-57546	04/16/14	R-55i	510	531.1
2014-3281	Rad	ARSL	CAPA-14-57743	04/18/14	R-49 S1	845	855

Chain of Custody	Category	Lab	Sample	Date	Location	Screen Top Depth (ft)	Screen Bottom Depth (ft)
2014-3281	Rad	ARSL	CAPA-14-57753	04/18/14	R-56 S1	945	965.6
2014-3281	Rad	ARSL	CAPA-14-57754	04/18/14	R-56 S2	1046.6	1067.1
2014-3281	Rad	ARSL	CAPA-14-57735	04/16/14	R-23i S2	470.2	480.1
2014-3534	Organic	GELC	CAMO-14-57532	06/10/14	R-37 S1	929.3	950
2014-3534	Organic	GELC	CAMO-14-57541	06/10/14	R-37 S1	929.3	950

<sup>a</sup> GELC = General Engineering Laboratories, Inc., Charleston, SC.

<sup>b</sup> Rad = Radiochemistry (not gamma).

<sup>c</sup> ARSL = American Radiation Services, Inc.

