



**Waste Management Division**  
**Waste Management Programs**  
 P.O. Box 1663, Mail Stop K499  
 Los Alamos, New Mexico 87545  
 (505)667-4873/Fax:(505)-667-9201

**National Nuclear Security Administrations**  
 Los Alamos Field Office, A316  
 3747 West Jemez Road  
 Los Alamos, New Mexico 87545  
 (505) 667-5794/FAX (505)667-5948

**Date: SEP 12 2013**  
**Refer To: WM-DO-13-0054**  
**LAUR: 13-27014**

Mr. John E. Kieling  
 Hazardous Waste Bureau  
 New Mexico Environment Department  
 2905 Rodeo Park Drive East, Building 1  
 Santa Fe, NM 87505

Dear Mr. Kieling:

**SUBJECT: Notification of Class 1 Permit Modification to Attachment B, Part A  
 Application for the Los Alamos National Laboratory Hazardous Waste Facility  
 Permit, EPA ID # NM0890010515**

The purpose of this letter is to notify the New Mexico Environment Department – Hazardous Waste Bureau (NMED-HWB) of a Class 1 permit modification to the Los Alamos National Laboratory (LANL) Hazardous Waste Facility Permit (Permit) issued to the Department of Energy (DOE) and Los Alamos National Security, LLC (LANS), collectively the Permittees, in November 2010. The modification includes changes within Permit Attachment B, *Part A Application*. Changes to the *Part A Application* include the facility contact and address information, inclusion of Permitted units that were previously not included in the Part A Application Form, correction of typographical errors, editorial corrections, and corrections of listings for Environmental Protection Agency (EPA) Hazardous Waste Numbers.

The modification has been prepared in accordance with Title 40 of the Code of Federal Regulations, (40 CFR) § 270.42(a)(1). Changes to the Permit are pursuant to 40 CFR § 270.42, Appendix I, Item A.1, administrative and informational changes. The modification ensures the Attachment B, *Part A Application*, is up-to-date and can be certified as “true, accurate, and complete” as required by 40 CFR § 270.11(d). Additionally, the most recent version of the Part A Application Form from the EPA is utilized within this permit modification.

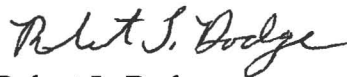
This package includes this letter, an enclosure (LA-UR-13- 27014) containing a description of all the changes being made to Permit Attachment B, Part A Application, and why the changes are necessary. Additionally, the Part A Application Form is included with a highlighted version to

show the changes and an electronic clean version. The form has been given a new amendment number (14.0). This Amendment of the Part A Application Form replaces and updates Amendment 6.0, dated June 2009, which was incorporated into the Permit issued in November 2010 as Attachment B. Accordingly, a signed certification page is also enclosed.

Three hard copies and one electronic copy of this submittal will be delivered to the NMED-HWB. A notice will be sent to the NMED-HWB-maintained LANL facility mailing list in accordance with the conditions specified in 40 CFR § 270.42(a)(1)(ii).


A full and complete Part A permit application will be submitted that meets the requirements of 40 CFR § 270.13 on or before November 15, 2013, in order to update the photographs, maps, and drawings in the 2009 Part A permit application. If you have comments or questions regarding this permit modification, please contact Gene E. Turner of my staff at (505) 667-5794 or Mark P. Haagenstad, LANS, at (505) 665-2014.

Sincerely,



Robert L. Dodge  
Division Leader  
Waste Management (WM-DO)  
Los Alamos National Security, LLC

Sincerely,



Geoffrey L. Beausoleil  
Acting Manager  
Los Alamos Field Office  
U.S. Department of Energy

RLD:GLB:MPH:AMM/lm

Enclosure: Class 1 Permit Modification Notification to Attachment B, Part A Application for the Los Alamos National Laboratory Hazardous Waste Facility Permit, September 2013

Cy: Laurie King, USEPA/Region 6, Dallas, TX, w/enc.  
Dave Cobrain, NMED/HWB, Santa Fe, NM, w/enc.  
Tim Hall, NMED/HWB, Santa Fe, NM, w/enc.  
Peter. Maggiore, NA-OO-LA, w/enc., (E-File)  
Gene E. Turner, NA-OO-LA, w/enc., (E-File)  
Carl A. Beard, PADOPS, w/o enc., A102  
Michael T. Brandt, ADESH, w/o enc., (E-File)  
Robert L. Dodge, WM-DO, w/enc., (E-File)  
Jody A. Armijo, WM-PROG, w/o enc., (E-File)  
Mark P. Haagenstad, WM-PROG, w/o enc., (E-File)  
Angele M. Martinez, WM-PROG, w/enc., (E-File)  
[LASOmailbox@nnsa.doe.gov](mailto:LASOmailbox@nnsa.doe.gov), w/enc., (E-File)  
[locatsteam@lanl.gov](mailto:locatsteam@lanl.gov), w/enc., (E-File)  
WM-DO Correspondence File, w/enc., K499



COPY



Waste Management Division
Waste Management Programs
P.O. Box 1663, Mail Stop K499
Los Alamos, New Mexico 87545
(505)667-4873/Fax:(505)-667-9201

National Nuclear Security Administrations
Los Alamos Field Office, A316
3747 West Jemez Road
Los Alamos, New Mexico 87545
(505) 667-5794/FAX (505)667-5948

Date: SEP 12 2013
Refer To: WM-DO-13-0054
LAUR: 13-27014

Mr. John E. Kieling
Hazardous Waste Bureau
New Mexico Environment Department
2905 Rodeo Park Drive East, Building 1
Santa Fe, NM 87505

Dear Mr. Kieling:

SUBJECT: Notification of Class 1 Permit Modification to Attachment B, Part A
Application for the Los Alamos National Laboratory Hazardous Waste Facility
Permit, EPA ID # NM0890010515

The purpose of this letter is to notify the New Mexico Environment Department – Hazardous Waste Bureau (NMED-HWB) of a Class 1 permit modification to the Los Alamos National Laboratory (LANL) Hazardous Waste Facility Permit (Permit) issued to the Department of Energy (DOE) and Los Alamos National Security, LLC (LANS), collectively the Permittees, in November 2010. The modification includes changes within Permit Attachment B, Part A Application. Changes to the Part A Application include the facility contact and address information, inclusion of Permitted units that were previously not included in the Part A Application Form, correction of typographical errors, editorial corrections, and corrections of listings for Environmental Protection Agency (EPA) Hazardous Waste Numbers.

The modification has been prepared in accordance with Title 40 of the Code of Federal Regulations, (40 CFR) § 270.42(a)(1). Changes to the Permit are pursuant to 40 CFR § 270.42, Appendix I, Item A.1, administrative and informational changes. The modification ensures the Attachment B, Part A Application, is up-to-date and can be certified as “true, accurate, and complete” as required by 40 CFR § 270.11(d). Additionally, the most recent version of the Part A Application Form from the EPA is utilized within this permit modification.

This package includes this letter, an enclosure (LA-UR-13- 27014) containing a description of all the changes being made to Permit Attachment B, Part A Application, and why the changes are necessary. Additionally, the Part A Application Form is included with a highlighted version to





# ENCLOSURE 1

Class 1 Permit Modification Notification to Attachment B, Part A  
Application for the Los Alamos National Laboratory Hazardous  
Waste Facility Permit, September 2013

WM-DO-13-0054

LA-UR-13-27014

Date: SEP 12 2013





## Permit Modification Notification

This document provides a notification to the New Mexico Environment Department (NMED) for a Class 1 Permit Modification to modify the Los Alamos National Laboratory (LANL) Hazardous Waste Facility Permit (Permit) issued to the Department of Energy and the Los Alamos National Security, LLC (collectively known as the Permittees), in November 2010. This modification consists of revisions to Attachment B of the Permit, *Part A Application*, to accurately reflect the changes that have occurred at LANL or been approved by NMED since the issuance of the renewed Permit in November, 2010. These changes to the Part A Application are detailed further in this document. This Amendment (14.0) of the Part A Application Form that replaces and updates Amendment 6.0 is included in this submittal as Attachment 1.

### Basis

The new Amendment 14.0 of the Part A Application is classified as an administrative change pursuant to 40 CFR § 270.42, Appendix I, Item A.1, because no changes in requirements are proposed; only information updates to the application are being made. Changes to interim status U. S. Environmental Protection Agency (EPA) Hazardous Waste Numbers at TA-16, TA-36 and TA-39 were made in accordance with 40 CFR § 270.72(a)(1).

### Description

The Amendment number for this revision of the Part A Application Form is 14.0 and it replaces and updates Amendment 6.0, dated June 2009, which was incorporated into the Permit issued in November 2010. This revision incorporates all changes made to interim status units, brings up-to-date other general information about the facility and permitted units, and corrects errors and inconsistencies. Changes from Amendment 6.0 to Amendment 14.0 have been highlighted in Attachment 1 of this permit modification. Accordingly, a signed certification page is included as Attachment 2.

The most recent form from the Environmental Protection Agency (EPA) (<http://www.epa.gov/osw/inforesources/data/form8700/8700-23.pdf>) was used for this update and the address, signatories, and phone numbers were made current.

The specific changes are as follows:

1. The amendment number was changed to 14.0 (see page 1 of 4 of the Part A Application form).
2. The Street Address was changed to Bikini Atoll Road, SM-30, Zip Code 87545 (#4 Site Location Information, see page 1 of 4 of the Part A Application form).
3. A North American Industry Classification System (NAICS) Code for the Site has been removed (562212) because the facility no longer maintains an active solid waste landfill (#6 NAICS Code(s) for the Site, D., see page 1 of 4 of the Part A Application form).
4. The Site Contact Person and address has been updated to the most recent contact information (#8 Site Contact Person, see page 1 of 4 of the Part A Application form).

5. The Name of Site's Legal Owner was changed to United States Department of Energy and the phone number was changed to (505) 667-5105 (#9 Legal Owner and Operator of the Site, see page 1 of 4 of the Part A Application form).
6. Additional sections have been added to EPA's recent form and the sections have been highlighted to show these additions and additional information. (see page 2 and 3 of 4 of the Part A Application form).
7. Signatories have been updated with the most recent contact information (see page 4 of 4 of the Part A Application form).
8. The Facility Permit Contact was updated with the most recent contact information (#1 Facility Permit Contact and #3 Operator Mailing Address and Telephone Number (see page 1 of 6 of the Hazardous Waste Permit Information Form).
9. The Nature of Business has been updated (#6 Nature of Business, see page 1 of 6).
10. A most recent list of environmental permits has been incorporated into of the Hazardous Waste Permit Information Form. The items for the National Pollutant Discharge Elimination System (NPDES) General Construction Permit and the Clean Water Act Section 404 Dredge and Fill Permits have been revised to reflect that these are general national permits that are routinely added to and approved for local construction and control projects without listing each project (#5 Other Environmental Permits, see page 1a of 6). [Section title only highlighted]
11. Additions to Section 7, *Process Codes and Design Capacities (Continued)* for TA-14 (see pages 3 of 6). A design capacity of 1,000 was added to the form to represent the capacity at the TA-14-23 Open Detonation Unit for consistency with descriptions of other units. A note, "See lines 2 &3," was added to the form to include definitions of "pounds per detonation" and "gallons per burn/pounds per burn" at line 2 and line 3 was changed to read "Units identified at TA-14-23 is to be closed in accordance with the Code of Federal Regulations (CFR), Title 40, Part 265, Subpart G. Permitted status is not requested."
12. Additions to Section 7, *Process Codes and Design Capacities (Continued)* for TA-16 (see pages 3 of 6). A note, "See lines 2 &3," was added to the form and "Unit identified as TA-16-399 Burn Tray is to be closed in accordance with the Code of Federal Regulations (CFR), Title 40, Part 265, Subpart G. Permitted status is not requested." was added to line 3.
13. Additions to Section 7, *Process Codes and Design Capacities (Continued)* for TA-39 (see pages 3 of 6). A note, "See lines 2 &3," was added to the form and "One unit identified as TA-39-57 is to be closed in accordance with Code of Federal Regulations (CFR), Title 40, Part 265, Subpart G. Permitted status is not requested" was added to line 3.
14. Additions to Section 7, *Process Codes and Design Capacities (Continued)* for TA-54, Area L (see pages 3 of 6). A note was added to "See Line 3" rather than "See Lines 3-5". This was changed for consistency.




15. Additions to Section 7, *Process Codes and Design Capacities (Continued)* for TA-54, Area G (see pages 3 of 6). The process design capacity for TA-54, Area G has been updated from 3,664,150 gallons to 4,346,590 gallons to account for the TA-54, Area G Pad 11 container storage unit that was added when the Permit was issued in 2010 but did not previously store hazardous waste. The number of units at TA-54, Area G was also updated to 009 units to include this new unit.
16. Additions to Section 7, *Process Codes and Design Capacities (Continued)* for TA-55 (see pages 3 of 6). The process design capacity for TA-55 has been updated from 178,500 gallons to 207,600 gallons to incorporate the addition of the TA-55-185 container storage unit that was also added when the Permit was issued. The number of storage units at TA-55 was updated to 007 to include the unit.
17. Revisions to Section 9, *Descriptions of Hazardous Wastes (Continued. Use the Additional Sheet(s) as necessary; number pages as 5 a, etc.)* for TA-16 (see page 5e of 6). EPA Hazardous Waste Number D010 was added and U019 through U239 were removed from the waste descriptions list. These changes were made to accurately describe waste types that have the future potential for treatment at the TA-16 units. The addition of the D010 number was to include selenium as a possible component of waste streams needing treatment and was made to address the requirements for the change during interim status provisions of 40 CFR §270.72(a)(1). The deletion of the other numbers reflects that waste streams containing these components would no longer be treated.
18. Revision to Section 9, *Descriptions of Hazardous Wastes (Continued. Use the Additional Sheet(s) as necessary; number pages as 5 a, etc.)* for TA-36 (see page 5f of 6). D010 was added to the EPA Hazardous Waste Numbers list to accurately describe waste types that have the potential for treatment at the unit at TA-36. This addition was made to address the requirements for the change during interim status provisions of 40 CFR §270.72(a)(1).
19. Revision to Section 9, *Descriptions of Hazardous Wastes (Continued. Use the Additional Sheet(s) as necessary; number pages as 5 a, etc.)* for TA-39 (see page 5g of 6). D010 was added to the EPA Hazardous Waste Numbers list to accurately describe waste types that have the potential for treatment at the units at TA-39. This addition was made to address the requirements for the change during interim status provisions of 40 CFR §270.72(a)(1).
20. Editorial correction to Section 9, *Descriptions of Hazardous Wastes (Continued. Use the Additional Sheet(s) as necessary; number pages as 5 a, etc.)* for TA-54, Area L (see pages 5t and 5u of 6). Commas have been added to numerical notations from D030 to K047 for consistency.
21. Editorial correction to Section 9, *Descriptions of Hazardous Wastes (Continued. Use the Additional Sheet(s) as necessary; number pages as 5 a, etc.)* for TA-54, Area G (see pages 5ii and 5jj of 6). Commas have been added to numerical notations from P001 to P092 for consistency.

Document: Class 1 Part A Update  
Date: September 2013

Attachment 1

Updated Part A Application Form with Highlights

Document: Class 1 Part A Update  
Date: September 2013

<p><b>SEND COMPLETED FORM TO:</b> The Appropriate State or Regional Office.</p>	<p>United States Environmental Protection Agency <b>RCRA SUBTITLE C SITE IDENTIFICATION FORM</b></p>		
<p><b>1. Reason for Submittal</b></p> <p>MARK ALL BOX(ES) THAT APPLY</p>	<p><b>Reason for Submittal:</b></p> <p><input type="checkbox"/> To provide an Initial Notification (first time submitting site identification information / to obtain an EPA ID number for this location)</p> <p><input type="checkbox"/> To provide a Subsequent Notification (to update site identification information for this location)</p> <p><input type="checkbox"/> As a component of a First RCRA Hazardous Waste Part A Permit Application</p> <p><input checked="" type="checkbox"/> As a component of a Revised RCRA Hazardous Waste Part A Permit Application (Amendment # <u>14.0</u>)</p> <p><input type="checkbox"/> As a component of the Hazardous Waste Report (If marked, see sub-bullet below)</p> <p><input type="checkbox"/> Site was a TSD facility and/or generator of <math>\geq 1,000</math> kg of hazardous waste, <math>&gt;1</math> kg of acute hazardous waste, or <math>&gt;100</math> kg of acute hazardous waste spill cleanup in <u>one or more months</u> of the report year (or State equivalent LQG regulations)</p>		
<p><b>2. Site EPA ID Number</b></p>	<p>EPA ID Number <u>N M 0 8 9 0 0 1 0 5 1 5</u></p>		
<p><b>3. Site Name</b></p>	<p>Name: Los Alamos National Laboratory</p>		
<p><b>4. Site Location Information</b></p>	<p>Street Address: <u>Bikini Atoll Road, SM-30</u></p> <p>City, Town, or Village: <u>Los Alamos</u> County: <u>Los Alamos</u></p> <p>State: <u>New Mexico</u> Country: <u>USA</u> Zip Code: <u>87545</u></p>		
<p><b>5. Site Land Type</b></p>	<p><input type="checkbox"/> Private <input type="checkbox"/> County <input type="checkbox"/> District <input checked="" type="checkbox"/> Federal <input type="checkbox"/> Tribal <input type="checkbox"/> Municipal <input type="checkbox"/> State <input type="checkbox"/> Other</p>		
<p><b>6. NAICS Code(s) for the Site (at least 5-digit codes)</b></p>	<p>A. <u>9 2 8 1 1</u> C. <u>5 6 2 2 1</u></p> <p>B. <u>5 4 1 7 1</u> D. <u>          </u></p>		
<p><b>7. Site Mailing Address</b></p>	<p>Street or P.O. Box: <u>PO Box 1663</u></p> <p>City, Town, or Village: <u>Los Alamos</u></p> <p>State: <u>New Mexico</u> Country: <u>USA</u> Zip Code: <u>87545</u></p>		
<p><b>8. Site Contact Person</b></p>	<p>First Name: <u>Geoffrey</u> MI: <u>L</u> Last: <u>Beausoleil</u></p> <p>Title: <u>Acting Manager, Los Alamos Field Office, Department of Energy, National Nuclear Security Administration</u></p> <p>Street or P.O. Box: <u>3747 West Jemez Road</u></p> <p>City, Town or Village: <u>Los Alamos</u></p> <p>State: <u>New Mexico</u> Country: <u>USA</u> Zip Code: <u>87544</u></p> <p>Email: <u>geoffrey.beausoleil@nnsa.doe.gov</u></p> <p>Phone: <u>(505) 667-5105</u> Ext.: <u>          </u> Fax: <u>None</u></p>		
<p><b>9. Legal Owner and Operator of the Site</b></p>	<p>A. Name of Site's Legal Owner: <u>United States Department of Energy</u> Date Became Owner: <u>01/01/1943</u></p> <p>Owner Type: <input type="checkbox"/> Private <input type="checkbox"/> County <input type="checkbox"/> District <input checked="" type="checkbox"/> Federal <input type="checkbox"/> Tribal <input type="checkbox"/> Municipal <input type="checkbox"/> State <input type="checkbox"/> Other</p> <p>Street or P.O. Box: <u>3747 West Jemez Road</u></p> <p>City, Town, or Village: <u>Los Alamos</u> Phone: <u>(505) 667-5105</u></p> <p>State: <u>New Mexico</u> Country: <u>USA</u> Zip Code: <u>87544</u></p> <p>B. Name of Site's Operator: <u>Los Alamos National Security, LLC</u> Date Became Operator: <u>06/01/2006</u></p> <p>Operator Type: <input checked="" type="checkbox"/> Private <input type="checkbox"/> County <input type="checkbox"/> District <input type="checkbox"/> Federal <input type="checkbox"/> Tribal <input type="checkbox"/> Municipal <input type="checkbox"/> State <input type="checkbox"/> Other</p>		

**10. Type of Regulated Waste Activity (at your site)**

Mark "Yes" or "No" for all current activities (as of the date submitting the form); complete any additional boxes as instructed.

**A. Hazardous Waste Activities; Complete all parts 1-10.**

- Y  N  **1. Generator of Hazardous Waste**  
 If "Yes", mark only one of the following – a, b, or c.
- a. LQG: Generates, in any calendar month, 1,000 kg/mo (2,200 lbs./mo.) or more of hazardous waste; or Generates, in any calendar month, or accumulates at any time, more than 1 kg/mo (2.2 lbs./mo) of acute hazardous waste; or Generates, in any calendar month, or accumulates at any time, more than 100 kg/mo (220 lbs./mo) of acute hazardous spill cleanup material.
- b. SQG: 100 to 1,000 kg/mo (220 – 2,200 lbs./mo) of non-acute hazardous waste.
- c. CESQG: Less than 100 kg/mo (220 lbs./mo) of non-acute hazardous waste.

If "Yes" above, indicate other generator activities in 2-4.

- Y  N  **2. Short-Term Generator** (generate from a short-term or one-time event and not from on-going processes). If "Yes", provide an explanation in the Comments section.
- Y  N  **3. United States Importer of Hazardous Waste**
- Y  N  **4. Mixed Waste (hazardous and radioactive) Generator**

- Y  N  **5. Transporter of Hazardous Waste**  
 If "Yes", mark all that apply.
- a. Transporter
- b. Transfer Facility (at your site)

- Y  N  **6. Treater, Storer, or Disposer of Hazardous Waste** Note: A hazardous waste Part B permit is required for these activities.

- Y  N  **7. Recycler of Hazardous Waste**

- Y  N  **8. Exempt Boiler and/or Industrial Furnace**  
 If "Yes", mark all that apply.
- a. Small Quantity On-site Burner Exemption
- b. Smelting, Melting, and Refining Furnace Exemption

- Y  N  **9. Underground Injection Control**

- Y  N  **10. Receives Hazardous Waste from Off-site**

**B. Universal Waste Activities; Complete all parts 1-2.**

- Y  N  **1. Large Quantity Handler of Universal Waste (you accumulate 5,000 kg or more) [refer to your State regulations to determine what is regulated]. Indicate types of universal waste managed at your site. If "Yes", mark all that apply.**
- a. Batteries
- b. Pesticides
- c. Mercury containing equipment
- d. Lamps
- e. Other (specify) \_\_\_\_\_
- f. Other (specify) \_\_\_\_\_
- g. Other (specify) \_\_\_\_\_

- Y  N  **2. Destination Facility for Universal Waste**  
 Note: A hazardous waste permit may be required for this activity.

**C. Used Oil Activities; Complete all parts 1-4.**

- Y  N  **1. Used Oil Transporter**  
 If "Yes", mark all that apply.
- a. Transporter
- b. Transfer Facility (at your site)

- Y  N  **2. Used Oil Processor and/or Re-refiner**  
 If "Yes", mark all that apply.
- a. Processor
- b. Re-refiner

- Y  N  **3. Off-Specification Used Oil Burner**

- Y  N  **4. Used Oil Fuel Marketer**  
 If "Yes", mark all that apply.
- a. Marketer Who Directs Shipment of Off-Specification Used Oil to Off-Specification Used Oil Burner
- b. Marketer Who First Claims the Used Oil Meets the Specifications

**D. Eligible Academic Entities with Laboratories—Notification for opting into or withdrawing from managing laboratory hazardous wastes pursuant to 40 CFR Part 262 Subpart K**

❖ You can **ONLY** Opt into Subpart K if:

- you are at least one of the following: a college or university; a teaching hospital that is owned by or has a formal affiliation agreement with a college or university; or a non-profit research institute that is owned by or has a formal affiliation agreement with a college or university; AND
- you have checked with your State to determine if 40 CFR Part 262 Subpart K is effective in your state

Y  N  1. Opting into or currently operating under 40 CFR Part 262 Subpart K for the management of hazardous wastes in laboratories  
**See the item-by-item instructions for definitions of types of eligible academic entities. Mark all that apply:**

- a. College or University
- b. Teaching Hospital that is owned by or has a formal written affiliation agreement with a college or university
- c. Non-profit Institute that is owned by or has a formal written affiliation agreement with a college or university

Y  N  2. Withdrawing from 40 CFR Part 262 Subpart K for the management of hazardous wastes in laboratories

**11. Description of Hazardous Waste**

**A. Waste Codes for Federally Regulated Hazardous Wastes.** Please list the waste codes of the Federal hazardous wastes handled at your site. List them in the order they are presented in the regulations (e.g., D001, D003, F007, U112). Use an additional page if more spaces are needed.

See Attached						

**B. Waste Codes for State-Regulated (i.e., non-Federal) Hazardous Wastes.** Please list the waste codes of the State-Regulated hazardous wastes handled at your site. List them in the order they are presented in the regulations. Use an additional page if more spaces are needed.

None						



## 11. Description of Hazardous Wastes

### A. Waste Codes for Federally Regulated Hazardous Wastes.

D001	D002	D003	D004	D005	D006	D007
D008	D009	D010	D011	D012	D013	D014
D015	D016	D017	D018	D019	D020	D021
D022	D023	D024	D025	D026	D027	D028
D029	D030	D031	D032	D033	D034	D035
D036	D037	D038	D039	D040	D041	D042
D043	F001	F002	F003	F004	F005	F006
F007	F008	F009	F010	F011	F012	F019
F020	F021	F022	F023	F024	F025	F026
F027	F028	F032	F034	F035	F037	F038
F039	K044	K045	K046	K047	K084	K101
K102	P001	P002	P003	P004	P005	P006
P007	P008	P009	P010	P011	P012	P013
P014	P015	P016	P017	P018	P020	P021
P022	P023	P024	P026	P027	P028	P029
P030	P031	P033	P034	P036	P037	P038
P039	P040	P041	P042	P043	P044	P045
P046	P047	P048	P049	P050	P051	P054
P056	P057	P058	P059	P060	P062	P063
P064	P065	P066	P067	P068	P069	P070
P071	P072	P073	P074	P075	P076	P077
P078	P081	P082	P084	P085	P087	P088
P089	P092	P093	P094	P095	P096	P097
P098	P099	P101	P102	P103	P104	P105
P106	P108	P109	P110	P111	P112	P113
P114	P115	P116	P118	P119	P120	P121
P122	P123	P127	P128	P185	P188	P189
P190	P191	P192	P194	P196	P197	P198
P199	P201	P202	P203	P204	P205	U001
U002	U003	U004	U005	U006	U007	U008
U009	U010	U011	U012	U014	U015	U016
U017	U018	U019	U020	U021	U022	U023
U024	U025	U026	U027	U028	U029	U030
U031	U032	U033	U034	U035	U036	U037
U038	U039	U041	U042	U043	U044	U045
U046	U047	U048	U049	U050	U051	U052
U053	U055	U056	U057	U058	U059	U060
U061	U062	U063	U064	U066	U067	U068
U069	U070	U071	U072	U073	U074	U075

**11. Description of Hazardous Wastes****A. Waste Codes for Federally Regulated Hazardous Wastes. (Continued)**

U076	U077	U078	U079	U080	U081	U082
U083	U084	U085	U086	U087	U088	U089
U090	U091	U092	U093	U094	U095	U096
U097	U098	U099	U101	U102	U103	U105
U106	U107	U108	U109	U110	U111	U112
U113	U114	U115	U116	U117	U118	U119
U120	U121	U122	U123	U124	U125	U126
U127	U128	U129	U130	U131	U132	U133
U134	U135	U136	U137	U138	U140	U141
U142	U143	U144	U145	U146	U147	U148
U149	U150	U151	U152	U153	U154	U155
U156	U157	U158	U159	U160	U161	U162
U163	U164	U165	U166	U167	U168	U169
U170	U171	U172	U173	U174	U176	U177
U178	U179	U180	U181	U182	U183	U184
U185	U186	U187	U188	U189	U190	U191
U192	U193	U194	U196	U197	U200	U201
U202	U203	U204	U205	U206	U207	U208
U209	U210	U211	U213	U214	U215	U216
U217	U218	U219	U220	U221	U222	U223
U225	U226	U227	U228	U234	U235	U236
U237	U238	U239	U240	U243	U244	U246
U247	U248	U249	U271	U278	U279	U280
U328	U353	U359	U364	U367	U372	U373
U387	U389	U394	U395	U404	U409	U410
U411						

**12. Notification of Hazardous Secondary Material (HSM) Activity**

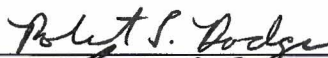

Y  N  Are you notifying under 40 CFR 260.42 that you will begin managing, are managing, or will stop managing hazardous secondary material under 40 CFR 261.2(a)(2)(ii), 40 CFR 261.4(a)(23), (24), or (25)?

If "Yes", you must fill out the Addendum to the Site Identification Form: Notification for Managing Hazardous Secondary Material.

**13. Comments**

Multiple empty horizontal lines for providing comments.

**14. Certification.** I certify under penalty of law that this document and all attachments were prepared under my direction or supervision in accordance with a system designed to assure that qualified personnel properly gather and evaluate the information submitted. Based on my inquiry of the person or persons who manage the system, or those persons directly responsible for gathering the information, the information submitted is, to the best of my knowledge and belief, true, accurate, and complete. I am aware that there are significant penalties for submitting false information, including the possibility of fines and imprisonment for knowing violations. For the RCRA Hazardous Waste Part A Permit Application, all owner(s) and operator(s) must sign (see 40 CFR 270.10(b) and 270.11).

Signature of legal owner, operator, or an authorized representative	Name and Official Title (type or print)	Date Signed (mm/dd/yyyy)
	Robert L. Dodge, WM-DO, LANS	09/10/2013
	Geoffrey L. Beausoleil, Acting Manager, Los Alamos Field Office	12 SEP 2013

## ADDENDUM TO THE SITE IDENTIFICATION FORM: NOTIFICATION OF HAZARDOUS SECONDARY MATERIAL ACTIVITY



**ONLY fill out this form if:**

- ❖ You are located in a State that allows you to manage excluded hazardous secondary material (HSM) under 40 CFR 261.2(a)(2)(ii), 261.4(a)(23), (24), or (25) (or state equivalent). See <http://www.epa.gov/epawaste/hazard/dsw/statespf.htm> for a list of eligible states; **AND**
- ❖ You are or will be managing excluded HSM in compliance with 40 CFR 261.2(a)(2)(ii), 261.4(a)(23), (24), or (25) (or state equivalent) **or** you have stopped managing excluded HSM in compliance with the exclusion(s) and do not expect to manage any amount of excluded HSM under the exclusion(s) for at least one year. Do not include any information regarding your hazardous waste activities in this section.

**1. Indicate reason for notification. Include dates where requested.**

- Facility will begin managing excluded HSM as of \_\_\_\_\_ (mm/dd/yyyy).
- Facility is still managing excluded HSM/re-notifying as required by March 1 of each even-numbered year.
- Facility has stopped managing excluded HSM as of \_\_\_\_\_ (mm/dd/yyyy) and is notifying as required.

**2. Description of excluded HSM activity.** Please list the appropriate codes and quantities in **short tons** to describe your excluded HSM activity ONLY (do not include any information regarding your hazardous wastes). Use additional pages if more space is needed.

a. Facility code (answer using codes listed in the Code List section of the instructions)	b. Waste code(s) for HSM	c. Estimated short tons of excluded HSM to be managed annually	d. Actual short tons of excluded HSM that was managed during the most recent odd-numbered year	e. Land-based unit code (answer using codes listed in the Code List section of the instructions)

**3. Facility has financial assurance pursuant to 40 CFR 261.4(a)(24)(vi).** (Financial assurance is required for reclaimers and intermediate facilities managing excluded HSM under 40 CFR 261.4(a)(24) and (25))

Y  N  Does this facility have financial assurance pursuant to 40 CFR 261.4(a)(24)(vi)?

**This page intentionally left blank**

United States Environmental Protection Agency  
**HAZARDOUS WASTE PERMIT INFORMATION FORM**

<b>1. Facility Permit Contact</b>	<b>First Name:</b> Geoffrey	<b>MI:</b> L	<b>Last Name:</b> Beausoleil						
	<b>Contact Title:</b> Los Alamos Field Office Manager (Acting)								
	<b>Phone Number:</b> 505-667-5105	<b>Ext.:</b>	<b>Email:</b> geoffrey.beausoleil@nnsa.doe.gov						
<b>2. Facility Permit Contact Mailing Address</b>	<b>Street or P. O. Box:</b> 3747 West Jemez Road								
	<b>City, Town, or Village:</b> Los Alamos								
	<b>State:</b> New Mexico								
	<b>Country:</b> USA	<b>Zip Code:</b> 87544							
<b>3. Operator Mailing Address and Telephone Number</b>	<b>Street or P. O. Box:</b> P.O. Box 1663, MS K499								
	<b>City, Town, or Village:</b> Los Alamos								
	<b>State:</b> New Mexico	<b>Phone Number:</b> 505-665-0493							
	<b>Country:</b> USA	<b>Zip Code:</b> 87545							
<b>4. Facility Existence Date</b>	<b>Facility Existence Date (mm/dd/yyyy):</b> 01/01/1943								
<b>5. Other Environmental Permits</b>									
<b>A. Facility Type</b> <i>(Enter code)</i>	<b>B. Permit Number</b>								<b>C. Description</b>
See Attached									
<b>6. Nature of Business:</b>	The central mission of Los Alamos National Laboratory is the reduction of global nuclear danger supported by research that also contributes to conventional defense, civilian, and industrial needs. This includes programs in nuclear, medium energy, and space physics; hydrodynamics; conventional explosives; chemistry; metallurgy; radiochemistry; space nuclear systems; controlled thermonuclear fusion; laser research; environmental technology; geothermal, solar, and fossil energy research; nuclear safeguards; biomedicine; health and biotechnology; and industrial partnerships.								

**5. Other Environmental Permits**

A. Facility Type (Enter code)	B. Permit Number										C. Description
<i>National Pollutant Discharge Elimination System (NPDES):</i>											
NPDES Construction General Permit:											
N	N	M	R	1	2	A	-	-	-		NPDES Construction General Permit for various individually approved construction projects
Industrial Point Source Permit:											
N	N	M	0	0	2	8	3	5	5		NPDES Industrial Point Source Discharge
NPDES Storm Water Multi-Sector General Permit (MSGP) for Industrial Activities											
N	N	M	R	0	5	G	B	2	1		NPDES MSGP
NPDES Storm Water Individual Permit											
N	N	M	0	0	3	0	7	5	9		NPDES LANL Storm Water Individual Permit
<i>Resource Conservation and Recovery Act (RCRA):</i>											
R	N	M	0	8	9	0	0	1	0	5	RCRA Hazardous Waste Facility Permit
<i>Groundwater Discharge Plans (GDP):</i>											
E	D	P	-	8	5	7					TA-46 SWWS Plant and TA-3 Sanitary Effluent Reclamation Facility (SERF), Approved July 1992, Discharge Permit Renewal Application, July 2010 (NMED Renewal Pending)
E	D	P	-	1	1	3	2				TA-50 Radioactive Liquid Waste Treatment Facility, Discharge Permit Application, February 2012 (NMED approval pending)
E	D	P	-	1	5	8	9				Twelve (12) Domestic Septic Tank/Leachfield Systems, Discharge Permit Application, June 2010 (NMED approval pending)
E	D	P	-	1	7	9	3				On-Site Treatment and Land Application of Groundwater, Discharge Permit Application, December 2011 (NMED approval pending)
<i>Clean Water Act Section 404 Dredge and Fill Permits with U.S. Army Corps of Engineers</i>											
E	N	W	P	-	0	3					Section 404 Nationwide Permit 3 - Maintenance for various individually approved construction projects including NM Certification (2012)
E	N	W	P	-	0	5					Section 404 Nationwide Permit 5 – Scientific Measurement Devices for various individually approved construction projects including NM Certification (2012)
E	N	W	P	-	1	2					Section 404 Nationwide Permit 12 – Utility Line Activities for various individually approved construction projects including NM Certification (2012)
E	N	W	P	-	1	3					Section 404 Nationwide Permit 13 – Bank Stabilization for various individually approved construction projects including NM Certification (2012)
E	N	W	P	-	1	8					Section 404 Nationwide Permit 18 – Minor Discharges for various individually approved construction projects including NM Certification (2012)
E	N	W	P	-	3	3					Section 404 Nationwide Permit 33 – Temporary Construction, Access and Dewatering for various individually approved construction projects including NM Certification (2012)
E	N	W	P	-	3	8					Section 404 Nationwide Permit 38 – Cleanup of Hazardous and Toxic Waste for various individually approved construction projects including NM Certification (2012)



**5. Other Environmental Permits**

A. Facility Type <i>(Enter code)</i>		B. Permit Number										C. Description		
E		N	W	P	-	4	3						Section 404 Nationwide Permit 43 – Stormwater Management Facilities for various individually approved construction projects including NM Certification (2012)	
<i>Air Quality Permits:</i>														
Air Quality Operating Permit (20.2.70 NMAC)														
E		P	1	0	0	-	R	1	-	M	3		LANL Air Emissions Operating Permit	
Air Quality (20.2.72 NMAC)														
E		2	1	9	5	-	R	5	9				Various Exemptions	
E		2	1	9	5	B	-	M	2				TA-3 Power Plant	
E		2	1	9	5	F	-	R	3				TA-33 1600kW Generator	
E		G	C	P	3	-	2	1	9	5	G	-	R 1	TA-60 Asphalt Plant
E		2	1	9	5	H	-	R	1				Data disintegrator	
E		2	1	9	5	N	-	R	2				Chemistry and Metallurgy Research Replacement Facility	
E		2	1	9	5	P	-	R	1				TA-33 1-225 kW/2-20 kW Diesel Generators	
Air Quality (National Emission Standards for Hazardous Air Pollutants) Beryllium Machining:														
E		6	3	4	-	M	2						TA-3-141	
E		6	3	2	-	R	1						TA-35-213	
E		1	0	8	-	M	1	-	R	7			TA-55-4	

**7. Process Codes and Design Capacities – Enter information in the Section on Form Page 3**

- A. PROCESS CODE** - Enter the code from the list of process codes below that best describes each process to be used at the facility. If more lines are needed, attach a separate sheet of paper with the additional information. For “other” processes (i.e., D99, S99, T04, and X99), describe the process (including its design capacity) in the space provided in Item 8.
- B. PROCESS DESIGN CAPACITY**- For each code entered in Item 7.A; enter the capacity of the process.
- AMOUNT** - Enter the amount. In a case where design capacity is not applicable (such as in a closure/post-closure or enforcement action) enter the total amount of waste for that process.
  - UNIT OF MEASURE** - For each amount entered in Item 7.B(1), enter the code in Item 7.B(2) from the list of unit of measure codes below that describes the unit of measure used. Select only from the units of measure in this list.
- C. PROCESS TOTAL NUMBER OF UNITS** - Enter the total number of units for each corresponding process code.

Process Code	Process	Appropriate Unit of Measure for Process Design Capacity	Process Code	Process	Appropriate Unit of Measure for Process Design Capacity
<b>Disposal</b>			<b>Treatment (Continued)</b> (for T81 –T94)		
D79	Underground Injection Well Disposal	Gallons; Liters; Gallons Per Day; or Liters Per Day	T81	Cement Kiln	Gallons Per Day; Liters Per Day; Pounds Per Hour; Short Tons Per Hour; Kilograms Per Hour; Metric Tons Per Day; Metric Tons Per Hour; Short Tons Per Day; BTU Per Hour; Liters Per Hour; Kilograms Per Hour; or Million BTU Per Hour
D80	Landfill	Acre-feet; Hectares-meter; Acres; Cubic Meters; Hectares; Cubic Yards	T82	Lime Kiln	
D81	Land Treatment	Acres or Hectares	T83	Aggregate Kiln	
D82	Ocean Disposal	Gallons Per Day or Liters Per Day	T84	Phosphate Kiln	
D83	Surface Impoundment Disposal	Gallons; Liters; Cubic Meters; or Cubic Yards	T85	Coke Oven	
D99	Other Disposal	Any Unit of Measure Listed Below	T86	Blast Furnace	
<b>Storage</b>			T87	Smelting, Melting, or Refining Furnace	
S01	Container	Gallons; Liters; Cubic Meters; or Cubic Yards	T88	Titanium Dioxide Chloride Oxidation Reactor	
S02	Tank Storage	Gallons; Liters; Cubic Meters; or Cubic Yards	T89	Methane Reforming Furnace	
S03	Waste Pile	Cubic Yards or Cubic Meters	T90	Pulping Liquor Recovery Furnace	
S04	Surface Impoundment	Gallons; Liters; Cubic Meters; or Cubic Yards	T91	Combustion Device Used in the Recovery of Sulfur Values from Spent Sulfuric Acid	
S05	Drip Pad	Gallons; Liters; Cubic Meters; Hectares; or Cubic Yards	T92	Halogen Acid Furnaces	
S06	Containment Building Storage	Cubic Yards or Cubic Meters	T93	Other Industrial Furnaces Listed in 40 CFR 260.10	
S99	Other Storage	Any Unit of Measure Listed Below	T94	Containment Building Treatment	Cubic Yards; Cubic Meters; Short Tons Per Hour; Gallons Per Hour; Liters Per Hour; Btu Per Hour; Pounds Per Hour; Short Tons Per Day; Kilograms Per Hour; Metric Tons Per Day; Gallons Per Day; Liters Per Day, Metric Tons Per Hour, or Million Btu Per Hour
<b>Treatment</b>			<b>Miscellaneous (Subpart X)</b>		
T01	Tank Treatment	Gallons Per Day; Liters Per Day	X01	Open Burning/Open Detonation	Any Unit of Measure Listed Below
T02	Surface Impoundment	Gallons Per Day; Liters Per Day	X02	Mechanical Processing	Short Tons Per Hour; Metric Tons Per Hour; Short Tons Per Day; Metric Tons Per Day; Pounds Per Hour; Kilograms Per Hour; Gallons Per Hour; Liters Per Hour; or Gallons Per Day
T03	Incinerator	Short Tons Per Hour; Metric Tons Per Hour; Gallons Per Hour; Liters Per Hour; BTUs Per Hour; Pounds Per Hour; Short Tons Per Day; Kilograms Per Hour; Gallons Per Day; Metric Tons Per Hour; or Million BTU Per Hour	X03	Thermal Unit	Gallons Per Day; Liters Per Day; Pounds Per Hour; Short Tons Per Hour; Kilograms Per Hour; Metric Tons Per Day; Short Tons Per Day; BTUs Per Hour; Gallons Per Day; Liters Per Hour; or Million BTU Per Hour
T04	Other Treatment	Gallons Per Day; Liters Per Day; Pounds Per Hour; Short Tons Per Hour; Kilograms Per Hour; Metric Tons Per Day; Short Tons Per Day; BTUs Per Hour; Gallons Per Day; Liters Per Hour; or Million BTU Per Hour	X04	Geologic Repository	Cubic Yards; Cubic Meters; Acre-feet; Hectare-meter; Gallons; or Liters
T80	Boiler	Gallons; Liters; Gallons Per Hour; Liters Per Hour; BTUs Per Hour; or Million BTU Per Hour	X99	Other Subpart X	Any Unit Measure Listed Below
<b>Unit of Measure</b>		<b>Unit of Measure Code</b>	<b>Unit of Measure</b>		<b>Unit of Measure Code</b>
Gallons .....		G	Short Tons Per Hour .....		D
Gallons Per Hour .....		E	Short Tons Per Day .....		N
Gallons Per Day .....		U	Metric Tons Per Hour .....		W
Liters .....		L	Metric Tons Per Day .....		S
Liters Per Hour .....		H	Pounds Per Hour .....		J
Liters Per Day .....		V	Kilograms Per Hour .....		R
			Million Btu Per Hour .....		X
			<b>Unit of Measure</b>		<b>Unit of Measure Code</b>
			Cubic Yards .....		Y
			Cubic Meters .....		C
			Acres .....		B
			Acre-feet .....		A
			Hectares .....		Q
			Hectare-meter .....		F
			Btu Per Hour .....		I

**7. Process Codes and Design Capacities (Continued)**

EXAMPLE FOR COMPLETING Item 7 (shown in line number X-1 below): A facility has a storage tank, which can hold 533.788 gallons.

Line Number	A. Process Code (From list above)			B. PROCESS DESIGN CAPACITY		C. Process Total Number of Units	For Official Use Only														
	(1) Amount (Specify)	(2) Unit of Measure																			
X 1	S	0	2	533.788	G	001															
<b>Technical Area 3</b>																					
1	S	0	1	18,500	G	001															
2																					
3																					
4																					
5																					
6																					
7																					
8																					
9																					
1 0																					
1 1																					
1 2																					
1 3																					

Note: If you need to list more than 13 process codes, attach an additional sheet(s) with the information in the same format as above. Number the lines sequentially, taking into account any lines that will be used for "other" process (i.e., D99, S99, T04 and X99) in Item 8.

**8. Other Processes (Follow instructions from Item 7 for D99, S99, T04 and X99 process codes)**

Line Number (Enter #s in sequence with Item 7)	A. Process Code (From list above)			B. PROCESS DESIGN CAPACITY		C. Process Total Number of Units	For Official Use Only									
	(1) Amount (Specify)	(2) Unit of Measure														
X 2	T	0	4	100.00	U	001										

**7. Process Codes and Design Capacities (Continued)**

**EXAMPLE FOR COMPLETING Item 7 (shown in line number X-1 below): A facility has a storage tank, which can hold 533.788 gallons.**

Line Number	A. Process Code (From list above)			B. PROCESS DESIGN CAPACITY		C. Process Total Number of Units	For Official Use Only					
				(1) Amount (Specify)	(2) Unit of Measure							
X 1	S	0	2	533.788	G	001						
<b>Technical Area 14</b>												
1	X	0	1	1,000 50/20	See Lines 2 & 3	002						
2				Pounds per detonation Gallons per burn/pounds per burn								
3				Units identified at TA-14-23 is to be closed in accordance with the Code of Federal Regulations (CFR), Title 40, Part 265, Subpart G. Permitted status is not requested.								
4												
5												
6												
7												
8												
9												
1 0												
1 1												
1 2												
1 3												

*Note: If you need to list more than 13 process codes, attach an additional sheet(s) with the information in the same format as above. Number the lines sequentially, taking into account any lines that will be used for "other" process (i.e., D99, S99, T04 and X99) in Item 8.*

**8. Other Processes (Follow instructions from Item 7 for D99, S99, T04 and X99 process codes)**

Line Number (Enter #s in sequence with Item 7)	A. Process Code (From list above)			B. PROCESS DESIGN CAPACITY		C. Process Total Number of Units	For Official Use Only					
				(1) Amount (Specify)	(2) Unit of Measure							
X 2	T	0	4	100.00	U	001						

**7. Process Codes and Design Capacities (Continued)**

**EXAMPLE FOR COMPLETING Item 7 (shown in line number X-1 below): A facility has a storage tank, which can hold 533.788 gallons.**

Line Number	A. Process Code (From list above)				B. PROCESS DESIGN CAPACITY		C. Process Total Number of Units	For Official Use Only						
					(1) Amount (Specify)	(2) Unit of Measure								
X	1	S	0	2	533.788	G	001							
<b>Technical Area 16</b>														
	1	X	0	1	1,000 50/1,000	See Lines 2 & 3	002							
	2				Pounds per burn Gallons per burn/pounds per burn									
	3				Unit identified as TA-16-399 Burn Tray is to be closed in accordance with the Code of Federal Regulations (CFR), Title 40, Part 265, Subpart G. Permitted status is not requested.									
	4													
	5													
	6													
	7													
	8													
	9													
1	0													
1	1													
1	2													
1	3													

**Note: If you need to list more than 13 process codes, attach an additional sheet(s) with the information in the same format as above. Number the lines sequentially, taking into account any lines that will be used for "other" process (i.e., D99, S99, T04 and X99) in Item 8.**

**8. Other Processes (Follow instructions from Item 7 for D99, S99, T04 and X99 process codes)**

Line Number (Enter #s in sequence with Item 7)	A. Process Code (From list above)				B. PROCESS DESIGN CAPACITY		C. Process Total Number of Units	For Official Use Only						
					(1) Amount (Specify)	(2) Unit of Measure								
X	2	T	0	4	100.00	U	001							

<b>7. Process Codes and Design Capacities (Continued)</b>												
<b>EXAMPLE FOR COMPLETING Item 7 (shown in line number X-1 below): A facility has a storage tank, which can hold 533.788 gallons.</b>												
Line Number	A. Process Code (From list above)				B. PROCESS DESIGN CAPACITY		C. Process Total Number of Units	For Official Use Only				
	(1) Amount (Specify)		(2) Unit of Measure									
X	1	S	0	2	533.788		G	001				
<b>Technical Area 36</b>												
	1	X	0	1	2,000		See line 2	001				
	2				Pounds per detonation							
	3											
	4											
	5											
	6											
	7											
	8											
	9											
1	0											
1	1											
1	2											
1	3											
<p><i>Note: If you need to list more than 13 process codes, attach an additional sheet(s) with the information in the same format as above. Number the lines sequentially, taking into account any lines that will be used for "other" process (i.e., D99, S99, T04 and X99) in Item 8.</i></p>												
<b>8. Other Processes (Follow instructions from Item 7 for D99, S99, T04 and X99 process codes)</b>												
Line Number (Enter #s in sequence with Item 7)	A. Process Code (From list above)				B. PROCESS DESIGN CAPACITY		C. Process Total Number of Units	For Official Use Only				
	(1) Amount (Specify)		(2) Unit of Measure									
X	2	T	0	4	100.00		U	001				

**7. Process Codes and Design Capacities (Continued)**

**EXAMPLE FOR COMPLETING Item 7 (shown in line number X-1 below): A facility has a storage tank, which can hold 533.788 gallons.**

Line Number	A. Process Code (From list above)			B. PROCESS DESIGN CAPACITY		C. Process Total Number of Units	For Official Use Only				
	(1) Amount (Specify)		(2) Unit of Measure								
X 1	S	0	2	533.788	G	001					
<b>Technical Area 39</b>											
1	X	0	1	2,000	See Lines 2 and 3	002					
2				1,000 pounds per detonation at each unit							
3				One unit identified as TA-39-57 is to be closed in accordance with Code of Federal Regulations (CFR), Title 40, Part 265, Subpart G. Permitted status is not requested.							
4											
5											
6											
7											
8											
9											
1 0											
1 1											
1 2											
1 3											

*Note: If you need to list more than 13 process codes, attach an additional sheet(s) with the information in the same format as above. Number the lines sequentially, taking into account any lines that will be used for "other" process (i.e., D99, S99, T04 and X99) in Item 8.*

**8. Other Processes (Follow instructions from Item 7 for D99, S99, T04 and X99 process codes)**

Line Number (Enter #s in sequence with Item 7)	A. Process Code (From list above)			B. PROCESS DESIGN CAPACITY		C. Process Total Number of Units	For Official Use Only				
	(1) Amount (Specify)		(2) Unit of Measure								
X 2	T	0	4	100.00	U	001					





**7. Process Codes and Design Capacities (Continued)**

**EXAMPLE FOR COMPLETING Item 7 (shown in line number X-1 below): A facility has a storage tank, which can hold 533.788 gallons.**

Line Number	A. Process Code (From list above)			B. PROCESS DESIGN CAPACITY		C. Process Total Number of Units	For Official Use Only				
	(1) Amount (Specify)	(2) Unit of Measure									
X 1	S	0	2	533.788	G	001					
<b>Technical Area 54, Area L</b>											
1	S	0	1	407,880	G	001					
2	D	8	0	1,200	See Line 3	001					
3				To be closed in accordance with Code of Federal Regulations (CFR), Title 40, Part 265, Subpart G. Permitted status is not requested. The unit of measure for capacity is cubic yards.							
4											
5											
6											
7											
8											
9											
1 0											
1 1											
1 2											
1 3											

**Note: If you need to list more than 13 process codes, attach an additional sheet(s) with the information in the same format as above. Number the lines sequentially, taking into account any lines that will be used for "other" process (i.e., D99, S99, T04 and X99) in Item 8.**

**8. Other Processes (Follow instructions from Item 7 for D99, S99, T04 and X99 process codes)**

Line Number (Enter #s in sequence with Item 7)	A. Process Code (From list above)			B. PROCESS DESIGN CAPACITY		C. Process Total Number of Units	For Official Use Only				
	(1) Amount (Specify)	(2) Unit of Measure									
X 2	T	0	4	100.00	U	001					
1	S	9	9	600	See Line 2	001					
2				To be closed in accordance with Code of Federal Regulations (CFR), Title 40, Part 265, Subpart G. Permitted status is not requested. The unit of measure for capacity is gallons.							

**7. Process Codes and Design Capacities (Continued)**

**EXAMPLE FOR COMPLETING Item 7 (shown in line number X-1 below): A facility has a storage tank, which can hold 533.788 gallons.**

Line Number	A. Process Code (From list above)			B. PROCESS DESIGN CAPACITY		C. Process Total Number of Units	For Official Use Only						
				(1) Amount (Specify)	(2) Unit of Measure								
X	1	S	0	2	533.788	G	001						
<b>Technical Area 54, Area G</b>													
	1	S	0	1	4,346,590	G	009						
	2	S	0	1	4,950	See Line 4	001						
	3	D	8	0	14	See Line 5	001						
	4				To be closed in accordance with Code of Federal Regulations (CFR), Title 40, Part 265, Subpart G. Permitted status is not requested. The unit of measure for capacity is gallons.								
	5				To be closed in accordance with Code of Federal Regulations (CFR), Title 40, Part 265, Subpart G. Permitted status is not requested. The unit of measure for capacity is cubic yards.								
	6												
	7												
	8												
	9												
1	0												
1	1												
1	2												
1	3												

**Note: If you need to list more than 13 process codes, attach an additional sheet(s) with the information in the same format as above. Number the lines sequentially, taking into account any lines that will be used for "other" process (i.e., D99, S99, T04 and X99) in Item 8.**

**8. Other Processes (Follow instructions from Item 7 for D99, S99, T04 and X99 process codes)**

Line Number (Enter #s in sequence with Item 7)	A. Process Code (From list above)			B. PROCESS DESIGN CAPACITY		C. Process Total Number of Units	For Official Use Only						
				(1) Amount (Specify)	(2) Unit of Measure								
X	2	T	0	4	100.00	U	001						

7. Process Codes and Design Capacities (Continued)												
EXAMPLE FOR COMPLETING Item 7 (shown in line number X-1 below): A facility has a storage tank, which can hold 533.788 gallons.												
Line Number	A. Process Code (From list above)				B. PROCESS DESIGN CAPACITY		C. Process Total Number of Units	For Official Use Only				
	(1) Amount (Specify)		(2) Unit of Measure									
X	1	S	0	2	533.788		G	001				
Technical Area 54 West												
	1	S	0	1	11,660		G	002				
	2											
	3											
	4											
	5											
	6											
	7											
	8											
	9											
1	0											
1	1											
1	2											
1	3											
<p><i>Note: If you need to list more than 13 process codes, attach an additional sheet(s) with the information in the same format as above. Number the lines sequentially, taking into account any lines that will be used for "other" process (i.e., D99, S99, T04 and X99) in Item 8.</i></p>												
8. Other Processes (Follow instructions from Item 7 for D99, S99, T04 and X99 process codes)												
Line Number (Enter #s in sequence with Item 7)	A. Process Code (From list above)				B. PROCESS DESIGN CAPACITY		C. Process Total Number of Units	For Official Use Only				
	(1) Amount (Specify)		(2) Unit of Measure									
X	2	T	0	4	100.00		U	001				

**7. Process Codes and Design Capacities (Continued)**

**EXAMPLE FOR COMPLETING Item 7 (shown in line number X-1 below): A facility has a storage tank, which can hold 533.788 gallons.**

Line Number	A. Process Code (From list above)			B. PROCESS DESIGN CAPACITY		C. Process Total Number of Units	For Official Use Only					
	(1) Amount (Specify)		(2) Unit of Measure									
X 1	S	0	2	533.788	G	001						
<b>Technical Area 54, Material Disposal Area H</b>												
1	D	8	0	63	See Line 2	001						
2				To be closed in accordance with Code of Federal Regulations (CFR), Title 40, Part 265, Subpart G. Permitted status is not requested. The unit of measure for capacity is cubic yards.								
3												
4												
5												
6												
7												
8												
9												
10												
11												
12												
13												

**Note: If you need to list more than 13 process codes, attach an additional sheet(s) with the information in the same format as above. Number the lines sequentially, taking into account any lines that will be used for "other" process (i.e., D99, S99, T04 and X99) in Item 8.**

**8. Other Processes (Follow instructions from Item 7 for D99, S99, T04 and X99 process codes)**

Line Number (Enter #s in sequence with Item 7)	A. Process Code (From list above)			B. PROCESS DESIGN CAPACITY		C. Process Total Number of Units	For Official Use Only					
	(1) Amount (Specify)		(2) Unit of Measure									
X 2	T	0	4	100.00	U	001						

**7. Process Codes and Design Capacities (Continued)**

**EXAMPLE FOR COMPLETING Item 7 (shown in line number X-1 below): A facility has a storage tank, which can hold 533.788 gallons.**

Line Number	A. Process Code (From list above)			B. PROCESS DESIGN CAPACITY		C. Process Total Number of Units	For Official Use Only				
	(1) Amount (Specify)		(2) Unit of Measure								
X 1	S	0	2	533.788	G	001					
<b>Technical Area 55</b>											
1	S	0	1	207,600	G	007					
2	S	0	2	137	G	001					
3											
4											
5											
6											
7											
8											
9											
1 0											
1 1											
1 2											
1 3											

**Note: If you need to list more than 13 process codes, attach an additional sheet(s) with the information in the same format as above. Number the lines sequentially, taking into account any lines that will be used for "other" process (i.e., D99, S99, T04 and X99) in Item 8.**

**8. Other Processes (Follow instructions from Item 7 for D99, S99, T04 and X99 process codes)**

Line Number (Enter #s in sequence with Item 7)	A. Process Code (From list above)			B. PROCESS DESIGN CAPACITY		C. Process Total Number of Units	For Official Use Only				
	(1) Amount (Specify)		(2) Unit of Measure								
X 2	T	0	4	100.00	U	001					
3	T	0	4	150	G	001					

**9. Description of Hazardous Wastes – Enter information in the Sections on Form Page 5**

- A. **EPA HAZARDOUS WASTE NUMBER** – Enter the four-digit number from 40 CFR, Part 261 Subpart D of each listed hazardous waste you will handle. For hazardous wastes which are not listed in 40 CFR, Part 261 Subpart D, enter the four-digit number(s) from 40 CFR 261, Subpart C that describes the characteristics and/or the toxic contaminants of those hazardous wastes.
- B. **ESTIMATED ANNUAL QUANTITY** – For each listed waste entered in Item 9.A, estimate the quantity of that waste that will be handled on an annual basis. For each characteristic or toxic contaminant entered in Item 9.A, estimate the total annual quantity of all the non-listed waste(s) that will be handled which possess that characteristic or contaminant.
- C. **UNIT OF MEASURE** – For each quantity entered in Item 9.B, enter the unit of measure code. Units of measure which must be used and the appropriate codes are:

ENGLISH UNIT OF MEASURE	CODE	METRIC UNIT OF MEASURE	CODE
POUNDS	P	KILOGRAMS	K
TONS	T	METRIC TONS	M

If facility records use any other unit of measure for quantity, the units of measure must be converted into one of the required units of measure, taking into account the appropriate density or specific gravity of the waste.

**D. PROCESSES**

**1. PROCESS CODES:**

**For listed hazardous waste:** For each listed hazardous waste entered in Item 9.A, select the code(s) from the list of process codes contained in Items 7.A and 8.A on page 3 to indicate all the processes that will be used to store, treat, and/or dispose of all the listed hazardous wastes.

**For non-listed waste:** For each characteristic or toxic contaminant entered in Item 9.A, select the code(s) from the list of process codes contained in Items 7.A and 8.A on page 3 to indicate all the processes that will be used to store, treat, and/or dispose of all the non-listed hazardous wastes that possess that characteristic or toxic contaminant.

**NOTE: THREE SPACES ARE PROVIDED FOR ENTERING PROCESS CODES. IF MORE ARE NEEDED:**

1. Enter the first two as described above.
2. Enter "000" in the extreme right box of Item 9.D(1).
3. Use additional sheet, enter line number from previous sheet, and enter additional code(s) in Item 9.E.

**2. PROCESS DESCRIPTION:** If a code is not listed for a process that will be used, describe the process in Item 9.D(2) or in Item 9.E(2).

**NOTE: HAZARDOUS WASTES DESCRIBED BY MORE THAN ONE EPA HAZARDOUS WASTE NUMBER** – Hazardous waste that can be described by more than one EPA Hazardous Waste Number shall be described on the form as follows:

1. Select one of the EPA Hazardous Waste Numbers and enter it in Item 9.A. On the same line complete Items 9.B, 9.C, and 9.D by estimating the total annual quantity of the waste and describing all the processes to be used to store, treat, and/or dispose of the waste.
2. In Item 9.A of the next line enter the other EPA Hazardous Waste Number that can be used to describe the waste. In Item 9.D.2 on that line enter "included with above" and make no other entries on that line.
3. Repeat step 2 for each EPA Hazardous Waste Number that can be used to describe the hazardous waste.

**EXAMPLE FOR COMPLETING Item 9** (shown in line numbers X-1, X-2, X-3, and X-4 below) – A facility will treat and dispose of an estimated 900 pounds per year of chrome shavings from leather tanning and finishing operations. In addition, the facility will treat and dispose of three non-listed wastes. Two wastes are corrosive only and there will be an estimated 200 pounds per year of each waste. The other waste is corrosive and ignitable and there will be an estimated 100 pounds per year of that waste. Treatment will be in an incinerator and disposal will be in a landfill.

Line Number	A. EPA Hazardous Waste No. (Enter code)	B. Estimated Annual Qty of Waste	C. Unit of Measure (Enter code)	D. PROCESSES												
				(1) PROCESS CODES (Enter code)										(2) PROCESS DESCRIPTION (If a code is not entered in 9.D(1))		
X	1	K 0 5 4	P	T	0	3	D	8	0							
X	2	D 0 0 2	P	T	0	3	D	8	0							
X	3	D 0 0 1	P	T	0	3	D	8	0							
X	4	D 0 0 2														Included With Above



**9. Descriptions of Hazardous Wastes (Continued. Use the Additional Sheet(s) as necessary; number pages as 5 a, etc.)**

Line Number	A. EPA Hazardous Waste No. (Enter code)					B. Estimated Annual Qty of Waste	C. Unit of Measure (Enter code)	D. PROCESSES									
	(1) PROCESS CODES (Enter code)										(2) PROCESS DESCRIPTION (If a code is not entered in 9.D(1))						
<b>Technical Area 3</b>																	
	1	D	0	0	1	7,000	P	S	0	1							
	2	D	0	0	2	21,000	P	S	0	1							
	3	D	0	0	3	2,500	P	S	0	1							
	4	D	0	0	4	3,000	P	S	0	1							
	5	D	0	0	5	3,000	P	S	0	1							
	6	D	0	0	6	2,500	P	S	0	1							
	7	D	0	0	7	7,000	P	S	0	1							
	8	D	0	0	8	27,000	P	S	0	1							
	9	D	0	0	9	4,000	P	S	0	1							
1	0	D	0	1	0	2,500	P	S	0	1							
1	1	D	0	1	1	3,000	P	S	0	1							
1	2	D	0	1	2	1,000	P	S	0	1							
1	3	D	0	1	8	1,500	P	S	0	1							
1	4	D	0	1	9	2,000	P	S	0	1							
1	5	D	0	2	1	2,000	P	S	0	1							
1	6	D	0	2	2	2,000	P	S	0	1							
1	7	D	0	2	3	2,000	P	S	0	1							
1	8	D	0	2	4	2,000	P	S	0	1							
1	9	D	0	2	5	2,000	P	S	0	1							
2	0	D	0	2	6	2,000	P	S	0	1							
2	1	D	0	2	7	1,500	P	S	0	1							
2	2	D	0	2	8	2,000	P	S	0	1							
2	3	D	0	2	9	1,000	P	S	0	1							
2	4	D	0	3	0	1,500	P	S	0	1							
2	5	D	0	3	2	1,500	P	S	0	1							
2	6	D	0	3	3	1,500	P	S	0	1							
2	7	D	0	3	4	1,500	P	S	0	1							
2	8	D	0	3	5	3,500	P	S	0	1							
2	9	D	0	3	6	1,500	P	S	0	1							
3	0	D	0	3	7	1,000	P	S	0	1							
3	1	D	0	3	8	1,500	P	S	0	1							
3	2	D	0	3	9	2,500	P	S	0	1							
3	3	D	0	4	0	2,500	P	S	0	1							
3	4	D	0	4	2	1,500	P	S	0	1							
3	5	D	0	4	3	1,500	P	S	0	1							
3	6	F	0	0	1	21,000	P	S	0	1							
3	7	F	0	0	2	21,000	P	S	0	1							
3	8	F	0	0	3	21,000	P	S	0	1							
3	9	F	0	0	4	2,500	P	S	0	1							

**9. Descriptions of Hazardous Wastes (Continued. Use the Additional Sheet(s) as necessary; number pages as 5 a, etc.)**

Line Number	A. EPA Hazardous Waste No. (Enter code)					B. Estimated Annual Qty of Waste	C. Unit of Measure (Enter code)	D. PROCESSES									
								(1) PROCESS CODES (Enter code)					(2) PROCESS DESCRIPTION (If a code is not entered in 9.D(1))				
<b>Technical Area 3 (Continued)</b>																	
4	0	F	0	0	5	21,000	P	S	0	1							
4	1	F	0	0	6	500	P	S	0	1							
4	2	F	0	0	7	500	P	S	0	1							
4	3	F	0	0	9	500	P	S	0	1							
4	4	P	0	0	3	1,000	P	S	0	1							
4	5	P	0	1	2	1,000	P	S	0	1							
4	6	P	0	1	5	1,000	P	S	0	1							
4	7	P	0	2	9	1,000	P	S	0	1							
4	8	P	0	3	0	1,000	P	S	0	1							
4	9	P	0	3	1	1,000	P	S	0	1							
5	0	P	0	3	8	1,000	P	S	0	1							
5	1	P	0	5	6	1,000	P	S	0	1							
5	2	P	0	6	3	1,000	P	S	0	1							
5	3	P	0	6	8	1,000	P	S	0	1							
5	4	P	0	7	3	1,000	P	S	0	1							
5	5	P	0	7	6	1,000	P	S	0	1							
5	6	P	0	7	8	1,000	P	S	0	1							
5	7	P	0	9	5	1,000	P	S	0	1							
5	8	P	0	9	6	1,000	P	S	0	1							
5	9	P	0	9	8	1,000	P	S	0	1							
6	0	P	0	9	9	500	P	S	0	1							
6	1	P	1	0	6	1,000	P	S	0	1							
6	2	P	1	1	3	1,000	P	S	0	1							
6	3	P	1	2	0	1,000	P	S	0	1							
6	4	U	0	0	1	1,000	P	S	0	1							
6	5	U	0	0	2	1,000	P	S	0	1							
6	6	U	0	0	3	1,000	P	S	0	1							
6	7	U	0	1	2	1,000	P	S	0	1							
6	8	U	0	1	9	1,000	P	S	0	1							
6	9	U	0	2	2	1,000	P	S	0	1							
7	0	U	0	2	9	1,000	P	S	0	1							
7	1	U	0	3	1	1,000	P	S	0	1							
7	2	U	0	3	7	1,000	P	S	0	1							
7	3	U	0	4	4	1,000	P	S	0	1							
7	4	U	0	4	5	1,000	P	S	0	1							
7	5	U	0	5	2	1,000	P	S	0	1							
7	6	U	0	5	6	1,000	P	S	0	1							
7	7	U	0	5	7	1,000	P	S	0	1							
7	8	U	0	7	5	1,000	P	S	0	1							

**9. Descriptions of Hazardous Wastes (Continued. Use the Additional Sheet(s) as necessary; number pages as 5 a, etc.)**

Line Number	A. EPA Hazardous Waste No. (Enter code)						B. Estimated Annual Qty of Waste	C. Unit of Measure (Enter code)	D. PROCESSES									
	(1) PROCESS CODES (Enter code)										(2) PROCESS DESCRIPTION (If a code is not entered in 9.D(1))							
<b>Technical Area 3 (Continued)</b>																		
7	9	U	0	7	7	1,000	P	S	0	1								
8	0	U	0	8	0	1,000	P	S	0	1								
8	1	U	1	0	8	1,000	P	S	0	1								
8	2	U	1	0	3	500	P	S	0	1								
8	3	U	1	1	2	1,000	P	S	0	1								
8	4	U	1	1	5	1,000	P	S	0	1								
8	5	U	1	1	7	1,000	P	S	0	1								
8	6	U	1	2	1	1,000	P	S	0	1								
8	7	U	1	2	2	1,000	P	S	0	1								
8	8	U	1	2	3	1,000	P	S	0	1								
8	9	U	1	3	1	1,000	P	S	0	1								
9	0	U	1	3	3	1,000	P	S	0	1								
9	1	U	1	3	4	1,000	P	S	0	1								
9	2	U	1	3	5	1,000	P	S	0	1								
9	3	U	1	4	0	1,000	P	S	0	1								
9	4	U	1	4	4	1,000	P	S	0	1								
9	5	U	1	5	1	1,000	P	S	0	1								
9	6	U	1	5	4	1,000	P	S	0	1								
9	7	U	1	5	9	1,000	P	S	0	1								
9	8	U	1	6	0	1,000	P	S	0	1								
9	9	U	1	6	1	1,000	P	S	0	1								
1	0	0	U	1	6	5	1,000	P	S	0	1							
1	0	1	U	1	6	9	1,000	P	S	0	1							
1	0	2	U	1	8	8	1,000	P	S	0	1							
1	0	3	U	1	9	0	1,000	P	S	0	1							
1	0	4	U	1	9	6	1,000	P	S	0	1							
1	0	5	U	2	0	4	1,000	P	S	0	1							
1	0	6	U	2	1	0	1,000	P	S	0	1							
1	0	7	U	2	1	1	1,000	P	S	0	1							
1	0	8	U	2	1	3	1,000	P	S	0	1							
1	0	9	U	2	1	6	1,000	P	S	0	1							
1	1	0	U	2	1	8	1,000	P	S	0	1							
1	1	1	U	2	1	9	1,000	P	S	0	1							
1	1	2	U	2	2	0	1,000	P	S	0	1							
1	1	3	U	2	2	5	500	P	S	0	1							
1	1	4	U	2	2	6	1,000	P	S	0	1							
1	1	5	U	2	2	7	500	P	S	0	1							
1	1	6	U	2	2	8	1,000	P	S	0	1							
1	1	7	U	2	3	9	500	P	S	0	1							



**9. Descriptions of Hazardous Wastes (Continued. Use the Additional Sheet(s) as necessary; number pages as 5 a, etc.)**

Line Number	A. EPA Hazardous Waste No. (Enter code)					B. Estimated Annual Qty of Waste	C. Unit of Measure (Enter code)	D. PROCESSES									
	(1) PROCESS CODES (Enter code)								(2) PROCESS DESCRIPTION (If a code is not entered in 9.D(1))								
<b>Technical Area 14</b>																	
	1	D	0	0	1	2,000	P	X	0	1							
	2	D	0	0	3											Included with above.	
	3	D	0	0	5											Included with above.	
	4	D	0	0	6											Included with above.	
	5	D	0	0	7											Included with above.	
	6	D	0	0	8											Included with above.	
	7	D	0	0	9											Included with above.	
	8	D	0	1	1											Included with above.	
	9	D	0	1	8											Included with above.	
1	0	D	0	2	2											Included with above.	
1	1	D	0	2	8											Included with above.	
1	2	D	0	2	9											Included with above.	
1	3	D	0	3	0											Included with above.	
1	4	D	0	3	5											Included with above.	
1	5	D	0	3	6											Included with above.	
1	6	D	0	3	8											Included with above.	
1	7	D	0	4	0											Included with above.	
1	8	F	0	0	1											Included with above.	
1	9	F	0	0	2											Included with above.	
2	0	F	0	0	3											Included with above.	
2	1	F	0	0	4											Included with above.	
2	2	F	0	0	5											Included with above.	
2	3																
2	4																
2	5																
2	6																
2	7																
2	8																
2	9																
3	0																
3	1																
3	2																
3	3																
3	4																
3	5																
3	6																
3	7																
3	8																
3	9																

**9. Descriptions of Hazardous Wastes (Continued. Use the Additional Sheet(s) as necessary; number pages as 5 a, etc.)**

Line Number	A. EPA Hazardous Waste No. (Enter code)					B. Estimated Annual Qty of Waste	C. Unit of Measure (Enter code)	D. PROCESSES									
	(1) PROCESS CODES (Enter code)										(2) PROCESS DESCRIPTION (If a code is not entered in 9.D(1))						
<b>Technical Area 16</b>																	
	1	D	0	0	1	20,000	P	X	0	1							
	2	D	0	0	2												Included with above.
	3	D	0	0	3												Included with above.
	4	D	0	0	5												Included with above.
	5	D	0	0	6												Included with above.
	6	D	0	0	7												Included with above.
	7	D	0	0	8												Included with above.
	8	D	0	0	9												Included with above.
	9	D	0	1	0												Included with above.
1	0	D	0	1	1												Included with above.
1	1	D	0	1	8												Included with above.
1	2	D	0	2	2												Included with above.
1	3	D	0	2	8												Included with above.
1	4	D	0	2	9												Included with above.
1	5	D	0	3	0												Included with above.
1	6	D	0	3	5												Included with above.
1	7	D	0	3	6												Included with above.
1	8	D	0	3	8												Included with above.
1	9	D	0	4	0												Included with above.
2	0	F	0	0	1												Included with above.
2	1	F	0	0	2												Included with above.
2	2	F	0	0	3												Included with above.
2	3	F	0	0	4												Included with above.
2	4	F	0	0	5												Included with above.
2	5	K	0	4	4												Included with above.
2	6	K	0	4	5												Included with above.
2	7																
2	8																
2	9																
3	0																
3	1																
3	2																
3	3																
3	4																
3	5																
3	6																
3	7																
3	8																
3	9																

**9. Descriptions of Hazardous Wastes (Continued. Use the Additional Sheet(s) as necessary; number pages as 5 a, etc.)**

Line Number	A. EPA Hazardous Waste No. (Enter code)					B. Estimated Annual Qty of Waste	C. Unit of Measure (Enter code)	D. PROCESSES									
								(1) PROCESS CODES (Enter code)					(2) PROCESS DESCRIPTION (If a code is not entered in 9.D(1))				
<b>Technical Area 36</b>																	
	1	D	0	0	1	15,000	P	X	0	1							
	2	D	0	0	3											Included with above.	
	3	D	0	0	5											Included with above.	
	4	D	0	0	6											Included with above.	
	5	D	0	0	7											Included with above.	
	6	D	0	0	8											Included with above.	
	7	D	0	0	9											Included with above.	
	8	D	0	1	0											Included with above.	
	9	D	0	1	1											Included with above.	
1	0	D	0	1	8											Included with above.	
1	1	D	0	2	2											Included with above.	
1	2	D	0	2	8											Included with above.	
1	3	D	0	2	9											Included with above.	
1	4	D	0	3	0											Included with above.	
1	5	D	0	3	5											Included with above.	
1	6	D	0	3	6											Included with above.	
1	7	D	0	3	8											Included with above.	
1	8	D	0	4	0											Included with above.	
1	9	F	0	0	1											Included with above.	
2	0	F	0	0	2											Included with above.	
2	1	F	0	0	3											Included with above.	
2	2	F	0	0	4											Included with above.	
2	3	F	0	0	5											Included with above.	
2	4																
2	5																
2	6																
2	7																
2	8																
2	9																
3	0																
3	1																
3	2																
3	3																
3	4																
3	5																
3	6																
3	7																
3	8																
3	9																

**9. Descriptions of Hazardous Wastes (Continued. Use the Additional Sheet(s) as necessary; number pages as 5 a, etc.)**

Line Number	A. EPA Hazardous Waste No. (Enter code)					B. Estimated Annual Qty of Waste	C. Unit of Measure (Enter code)	D. PROCESSES									
	(1) PROCESS CODES (Enter code)							(2) PROCESS DESCRIPTION (If a code is not entered in 9.D(1))									
<b>Technical Area 39</b>																	
	1	D	0	0	1	15,000	P	X	0	1							
	2	D	0	0	3											Included with above.	
	3	D	0	0	5											Included with above.	
	4	D	0	0	6											Included with above.	
	5	D	0	0	7											Included with above.	
	6	D	0	0	8											Included with above.	
	7	D	0	0	9											Included with above.	
	8	D	0	1	0											Included with above.	
	9	D	0	1	1											Included with above.	
1	0	D	0	1	8											Included with above.	
1	1	D	0	2	2											Included with above.	
1	2	D	0	2	8											Included with above.	
1	3	D	0	2	9											Included with above.	
1	4	D	0	3	0											Included with above.	
1	5	D	0	3	5											Included with above.	
1	6	D	0	3	6											Included with above.	
1	7	D	0	3	8											Included with above.	
1	8	D	0	4	0											Included with above.	
1	9	F	0	0	1											Included with above.	
2	0	F	0	0	2											Included with above.	
2	1	F	0	0	3											Included with above.	
2	2	F	0	0	4											Included with above.	
2	3	F	0	0	5											Included with above.	
2	4																
2	5																
2	6																
2	7																
2	8																
2	9																
3	0																
3	1																
3	2																
3	3																
3	4																
3	5																
3	6																
3	7																
3	8																
3	9																



**9. Descriptions of Hazardous Wastes (Continued. Use the Additional Sheet(s) as necessary; number pages as 5 a, etc.)**

Line Number	A. EPA Hazardous Waste No. (Enter code)					B. Estimated Annual Qty of Waste	C. Unit of Measure (Enter code)	D. PROCESSES									
	(1) PROCESS CODES (Enter code)										(2) PROCESS DESCRIPTION (If a code is not entered in 9.D(1))						
<b>Technical Area 50</b>																	
1	D	0	0	1	69,696	P	S	0	1								
2	D	0	0	2	52,734	P	S	0	1								
3	D	0	0	3	3,444	P	S	0	1								
4	D	0	0	4	7,531	P	S	0	1								
5	D	0	0	5	7,740	P	S	0	1								
6	D	0	0	6	535,451	P	S	0	1								
7	D	0	0	7	567,226	P	S	0	1								
8	D	0	0	8	1,405,439	P	S	0	1								
9	D	0	0	9	75,666	P	S	0	1								
1	0	D	0	1	8,922	P	S	0	1								
1	1	D	0	1	31,255	P	S	0	1								
1	2	D	0	1	100	P	S	0	1								
1	3	D	0	1	100	P	S	0	1								
1	4	D	0	1	100	P	S	0	1								
1	5	D	0	1	100	P	S	0	1								
1	6	D	0	1	44	P	S	0	1								
1	7	D	0	1	66	P	S	0	1								
1	8	D	0	1	5,535	P	S	0	1								
1	9	D	0	1	4,261	P	S	0	1								
2	0	D	0	2	100	P	S	0	1								
2	1	D	0	2	100	P	S	0	1								
2	2	D	0	2	100	P	S	0	1								
2	3	D	0	2	100	P	S	0	1								
2	4	D	0	2	100	P	S	0	1								
2	5	D	0	2	100	P	S	0	1								
2	6	D	0	2	518	P	S	0	1								
2	7	D	0	2	972	P	S	0	1								
2	8	D	0	2	216,783	P	S	0	1								
2	9	D	0	2	215,184	P	S	0	1								
3	0	D	0	3	5,491	P	S	0	1								
3	1	D	0	3	293	P	S	0	1								
3	2	D	0	3	3,135	P	S	0	1								
3	3	D	0	3	2,222	P	S	0	1								
3	4	D	0	3	1,228	P	S	0	1								
3	5	D	0	3	1,792	P	S	0	1								
3	6	D	0	3	549	P	S	0	1								
3	7	D	0	3	761	P	S	0	1								
3	8	D	0	3	1,549	P	S	0	1								
3	9	D	0	3	1,675	P	S	0	1								

**9. Descriptions of Hazardous Wastes (Continued. Use the Additional Sheet(s) as necessary; number pages as 5 a, etc.)**

Line Number	A. EPA Hazardous Waste No. (Enter code)					B. Estimated Annual Qty of Waste	C. Unit of Measure (Enter code)	D. PROCESSES									
								(1) PROCESS CODES (Enter code)					(2) PROCESS DESCRIPTION (If a code is not entered in 9.D(1))				
<b>Technical Area 50 (Continued)</b>																	
4	0	D	0	4	0	3,942	P	S	0	1							
4	1	D	0	4	1	293	P	S	0	1							
4	2	D	0	4	2	1,182	P	S	0	1							
4	3	D	0	4	3	655	P	S	0	1							
4	4	F	0	0	1	442,263	P	S	0	1							
4	5	F	0	0	2	147,347	P	S	0	1							
4	6	F	0	0	3	50,980	P	S	0	1							
4	7	F	0	0	4	2,817	P	S	0	1							
4	8	F	0	0	5	334,821	P	S	0	1							
4	9	F	0	0	6	100	P	S	0	1							
5	0	F	0	0	7	100	P	S	0	1							
5	1	F	0	0	8	100	P	S	0	1							
5	2	F	0	0	9	165	P	S	0	1							
5	3	F	0	1	0	100	P	S	0	1							
5	4	F	0	1	1	100	P	S	0	1							
5	5	F	0	1	2	100	P	S	0	1							
5	6	F	0	1	9	100	P	S	0	1							
5	7	F	0	2	0	100	P	S	0	1							
5	8	F	0	2	1	100	P	S	0	1							
5	9	F	0	2	2	100	P	S	0	1							
6	0	F	0	2	3	100	P	S	0	1							
6	1	F	0	2	4	100	P	S	0	1							
6	2	F	0	2	5	100	P	S	0	1							
6	3	F	0	2	6	100	P	S	0	1							
6	4	F	0	2	7	165	P	S	0	1							
6	5	F	0	2	8	100	P	S	0	1							
6	6	F	0	3	2	100	P	S	0	1							
6	7	F	0	3	4	100	P	S	0	1							
6	8	F	0	3	5	100	P	S	0	1							
6	9	F	0	3	7	100	P	S	0	1							
7	0	F	0	3	8	100	P	S	0	1							
7	1	F	0	3	9	100	P	S	0	1							
7	2	K	0	4	4	100	P	S	0	1							
7	3	K	0	4	5	100	P	S	0	1							
7	4	K	0	4	6	100	P	S	0	1							
7	5	K	0	4	7	100	P	S	0	1							
7	6	K	0	8	4	100	P	S	0	1							
7	7	K	1	0	1	100	P	S	0	1							
7	8	K	1	0	2	100	P	S	0	1							

**9. Descriptions of Hazardous Wastes (Continued. Use the Additional Sheet(s) as necessary; number pages as 5 a, etc.)**

Line Number	A. EPA Hazardous Waste No. (Enter code)						B. Estimated Annual Qty of Waste	C. Unit of Measure (Enter code)	D. PROCESSES							
	(1) PROCESS CODES (Enter code)								(2) PROCESS DESCRIPTION (If a code is not entered in 9.D(1))							
<b>Technical Area 50 (Continued)</b>																
7	9	P	0	0	1	100	P	S	0	1						
8	0	P	0	0	2	100	P	S	0	1						
8	1	P	0	0	3	293	P	S	0	1						
8	2	P	0	0	4	100	P	S	0	1						
8	3	P	0	0	5	100	P	S	0	1						
8	4	P	0	0	6	143	P	S	0	1						
8	5	P	0	0	7	100	P	S	0	1						
8	6	P	0	0	8	100	P	S	0	1						
8	7	P	0	0	9	100	P	S	0	1						
8	8	P	0	1	0	100	P	S	0	1						
8	9	P	0	1	1	143	P	S	0	1						
9	0	P	0	1	2	293	P	S	0	1						
9	1	P	0	1	3	100	P	S	0	1						
9	2	P	0	1	4	100	P	S	0	1						
9	3	P	0	1	5	293	P	S	0	1						
9	4	P	0	1	6	100	P	S	0	1						
9	5	P	0	1	7	100	P	S	0	1						
9	6	P	0	1	8	100	P	S	0	1						
9	7	P	0	2	0	100	P	S	0	1						
9	8	P	0	2	1	100	P	S	0	1						
9	9	P	0	2	2	100	P	S	0	1						
1	0	0	P	0	2	3	100	P	S	0	1					
1	0	1	P	0	2	4	100	P	S	0	1					
1	0	2	P	0	2	6	100	P	S	0	1					
1	0	3	P	0	2	7	100	P	S	0	1					
1	0	4	P	0	2	8	100	P	S	0	1					
1	0	5	P	0	2	9	293	P	S	0	1					
1	0	6	P	0	3	0	485	P	S	0	1					
1	0	7	P	0	3	1	485	P	S	0	1					
1	0	8	P	0	3	3	143	P	S	0	1					
1	0	9	P	0	3	4	100	P	S	0	1					
1	1	0	P	0	3	6	100	P	S	0	1					
1	1	1	P	0	3	7	100	P	S	0	1					
1	1	2	P	0	3	8	227	P	S	0	1					
1	1	3	P	0	3	9	100	P	S	0	1					
1	1	4	P	0	4	0	100	P	S	0	1					
1	1	5	P	0	4	1	100	P	S	0	1					
1	1	6	P	0	4	2	100	P	S	0	1					
1	1	7	P	0	4	3	143	P	S	0	1					

**9. Descriptions of Hazardous Wastes (Continued. Use the Additional Sheet(s) as necessary; number pages as 5 a, etc.)**

Line Number	A. EPA Hazardous Waste No. (Enter code)						B. Estimated Annual Qty of Waste	C. Unit of Measure (Enter code)	D. PROCESSES									
	(1) PROCESS CODES (Enter code)										(2) PROCESS DESCRIPTION (If a code is not entered in 9.D(1))							
<b>Technical Area 50 (Continued)</b>																		
1	1	8	P	0	4	4	100	P	S	0	1							
1	1	9	P	0	4	5	100	P	S	0	1							
1	2	0	P	0	4	6	100	P	S	0	1							
1	2	1	P	0	4	7	100	P	S	0	1							
1	2	2	P	0	4	8	143	P	S	0	1							
1	2	3	P	0	4	9	100	P	S	0	1							
1	2	4	P	0	5	0	100	P	S	0	1							
1	2	5	P	0	5	1	100	P	S	0	1							
1	2	6	P	0	5	4	100	P	S	0	1							
1	2	7	P	0	5	6	2,624	P	S	0	1							
1	2	8	P	0	5	7	100	P	S	0	1							
1	2	9	P	0	5	8	100	P	S	0	1							
1	3	0	P	0	5	9	100	P	S	0	1							
1	3	1	P	0	6	0	100	P	S	0	1							
1	3	2	P	0	6	2	100	P	S	0	1							
1	3	3	P	0	6	3	293	P	S	0	1							
1	3	4	P	0	6	4	100	P	S	0	1							
1	3	5	P	0	6	5	100	P	S	0	1							
1	3	6	P	0	6	6	100	P	S	0	1							
1	3	7	P	0	6	7	100	P	S	0	1							
1	3	8	P	0	6	8	293	P	S	0	1							
1	3	9	P	0	6	9	100	P	S	0	1							
1	4	0	P	0	7	0	100	P	S	0	1							
1	4	1	P	0	7	1	100	P	S	0	1							
1	4	2	P	0	7	2	100	P	S	0	1							
1	4	3	P	0	7	3	293	P	S	0	1							
1	4	4	P	0	7	4	100	P	S	0	1							
1	4	5	P	0	7	5	100	P	S	0	1							
1	4	6	P	0	7	6	403	P	S	0	1							
1	4	7	P	0	7	7	100	P	S	0	1							
1	4	8	P	0	7	8	425	P	S	0	1							
1	4	9	P	0	8	1	100	P	S	0	1							
1	5	0	P	0	8	2	100	P	S	0	1							
1	5	1	P	0	8	4	100	P	S	0	1							
1	5	2	P	0	8	5	100	P	S	0	1							
1	5	3	P	0	8	7	100	P	S	0	1							
1	5	4	P	0	8	8	100	P	S	0	1							
1	5	5	P	0	8	9	100	P	S	0	1							
1	5	6	P	0	9	2	143	P	S	0	1							

**9. Descriptions of Hazardous Wastes (Continued. Use the Additional Sheet(s) as necessary; number pages as 5 a, etc.)**

Line Number	A. EPA Hazardous Waste No. (Enter code)						B. Estimated Annual Qty of Waste	C. Unit of Measure (Enter code)	D. PROCESSES									
	(1) PROCESS CODES (Enter code)										(2) PROCESS DESCRIPTION (If a code is not entered in 9.D(1))							
<b>Technical Area 50 (Continued)</b>																		
1	5	7	P	0	9	3	100	P	S	0	1							
1	5	8	P	0	9	4	100	P	S	0	1							
1	5	9	P	0	9	5	293	P	S	0	1							
1	6	0	P	0	9	6	293	P	S	0	1							
1	6	1	P	0	9	7	100	P	S	0	1							
1	6	2	P	0	9	8	293	P	S	0	1							
1	6	3	P	0	9	9	100	P	S	0	1							
1	6	4	P	1	0	1	100	P	S	0	1							
1	6	5	P	1	0	2	100	P	S	0	1							
1	6	6	P	1	0	3	100	P	S	0	1							
1	6	7	P	1	0	4	143	P	S	0	1							
1	6	8	P	1	0	5	143	P	S	0	1							
1	6	9	P	1	0	6	293	P	S	0	1							
1	7	0	P	1	0	8	100	P	S	0	1							
1	7	1	P	1	0	9	100	P	S	0	1							
1	7	2	P	1	1	0	100	P	S	0	1							
1	7	3	P	1	1	1	100	P	S	0	1							
1	7	4	P	1	1	2	143	P	S	0	1							
1	7	5	P	1	1	3	293	P	S	0	1							
1	7	6	P	1	1	4	100	P	S	0	1							
1	7	7	P	1	1	5	100	P	S	0	1							
1	7	8	P	1	1	6	100	P	S	0	1							
1	7	9	P	1	1	8	100	P	S	0	1							
1	8	0	P	1	1	9	143	P	S	0	1							
1	8	1	P	1	2	0	293	P	S	0	1							
1	8	2	P	1	2	1	100	P	S	0	1							
1	8	3	P	1	2	2	100	P	S	0	1							
1	8	4	P	1	2	3	100	P	S	0	1							
1	8	5	P	1	2	7	100	P	S	0	1							
1	8	6	P	1	2	8	100	P	S	0	1							
1	8	7	P	1	8	5	100	P	S	0	1							
1	8	8	P	1	8	8	100	P	S	0	1							
1	8	9	P	1	8	9	100	P	S	0	1							
1	9	0	P	1	9	0	100	P	S	0	1							
1	9	1	P	1	9	1	100	P	S	0	1							
1	9	2	P	1	9	2	100	P	S	0	1							
1	9	3	P	1	9	4	100	P	S	0	1							
1	9	4	P	1	9	6	100	P	S	0	1							
1	9	5	P	1	9	7	100	P	S	0	1							

**9. Descriptions of Hazardous Wastes (Continued. Use the Additional Sheet(s) as necessary; number pages as 5 a, etc.)**

Line Number	A. EPA Hazardous Waste No. (Enter code)						B. Estimated Annual Qty of Waste	C. Unit of Measure (Enter code)	D. PROCESSES							
	(1) PROCESS CODES (Enter code)								(2) PROCESS DESCRIPTION (If a code is not entered in 9.D(1))							
<b>Technical Area 50 (Continued)</b>																
1	9	6	P	1	9	8	100	P	S	0	1					
1	9	7	P	1	9	9	100	P	S	0	1					
1	9	8	P	2	0	1	100	P	S	0	1					
1	9	9	P	2	0	2	100	P	S	0	1					
2	0	0	P	2	0	3	100	P	S	0	1					
2	0	1	P	2	0	4	100	P	S	0	1					
2	0	2	P	2	0	5	100	P	S	0	1					
2	0	3	U	0	0	1	293	P	S	0	1					
2	0	4	U	0	0	2	954	P	S	0	1					
2	0	5	U	0	0	3	485	P	S	0	1					
2	0	6	U	0	0	4	100	P	S	0	1					
2	0	7	U	0	0	5	100	P	S	0	1					
2	0	8	U	0	0	6	100	P	S	0	1					
2	0	9	U	0	0	7	143	P	S	0	1					
2	1	0	U	0	0	8	143	P	S	0	1					
2	1	1	U	0	0	9	143	P	S	0	1					
2	1	2	U	0	1	0	100	P	S	0	1					
2	1	3	U	0	1	1	100	P	S	0	1					
2	1	4	U	0	1	2	293	P	S	0	1					
2	1	5	U	0	1	4	100	P	S	0	1					
2	1	6	U	0	1	5	100	P	S	0	1					
2	1	7	U	0	1	6	100	P	S	0	1					
2	1	8	U	0	1	7	100	P	S	0	1					
2	1	9	U	0	1	8	143	P	S	0	1					
2	2	0	U	0	1	9	470	P	S	0	1					
2	2	1	U	0	2	0	100	P	S	0	1					
2	2	2	U	0	2	1	100	P	S	0	1					
2	2	3	U	0	2	2	293	P	S	0	1					
2	2	4	U	0	2	3	100	P	S	0	1					
2	2	5	U	0	2	4	100	P	S	0	1					
2	2	6	U	0	2	5	100	P	S	0	1					
2	2	7	U	0	2	6	100	P	S	0	1					
2	2	8	U	0	2	7	100	P	S	0	1					
2	2	9	U	0	2	8	100	P	S	0	1					
2	3	0	U	0	2	9	293	P	S	0	1					
2	3	1	U	0	3	0	100	P	S	0	1					
2	3	2	U	0	3	1	293	P	S	0	1					
2	3	3	U	0	3	2	100	P	S	0	1					
2	3	4	U	0	3	3	143	P	S	0	1					

**9. Descriptions of Hazardous Wastes (Continued. Use the Additional Sheet(s) as necessary; number pages as 5 a, etc.)**

Line Number	A. EPA Hazardous Waste No. (Enter code)						B. Estimated Annual Qty of Waste	C. Unit of Measure (Enter code)	D. PROCESSES									
	(1) PROCESS CODES (Enter code)										(2) PROCESS DESCRIPTION (If a code is not entered in 9.D(1))							
<b>Technical Area 50 (Continued)</b>																		
2	3	5	U	0	3	4	100	P	S	0	1							
2	3	6	U	0	3	5	100	P	S	0	1							
2	3	7	U	0	3	6	100	P	S	0	1							
2	3	8	U	0	3	7	143	P	S	0	1							
2	3	9	U	0	3	8	100	P	S	0	1							
2	4	0	U	0	3	9	100	P	S	0	1							
2	4	1	U	0	4	1	143	P	S	0	1							
2	4	2	U	0	4	2	100	P	S	0	1							
2	4	3	U	0	4	3	100	P	S	0	1							
2	4	4	U	0	4	4	293	P	S	0	1							
2	4	5	U	0	4	5	293	P	S	0	1							
2	4	6	U	0	4	6	100	P	S	0	1							
2	4	7	U	0	4	7	100	P	S	0	1							
2	4	8	U	0	4	8	100	P	S	0	1							
2	4	9	U	0	4	9	100	P	S	0	1							
2	5	0	U	0	5	0	100	P	S	0	1							
2	5	1	U	0	5	1	100	P	S	0	1							
2	5	2	U	0	5	2	293	P	S	0	1							
2	5	3	U	0	5	3	100	P	S	0	1							
2	5	4	U	0	5	5	143	P	S	0	1							
2	5	5	U	0	5	6	293	P	S	0	1							
2	5	6	U	0	5	7	293	P	S	0	1							
2	5	7	U	0	5	8	100	P	S	0	1							
2	5	8	U	0	5	9	100	P	S	0	1							
2	5	9	U	0	6	0	100	P	S	0	1							
2	6	0	U	0	6	1	100	P	S	0	1							
2	6	1	U	0	6	2	100	P	S	0	1							
2	6	2	U	0	6	3	100	P	S	0	1							
2	6	3	U	0	6	4	100	P	S	0	1							
2	6	4	U	0	6	6	100	P	S	0	1							
2	6	5	U	0	6	7	143	P	S	0	1							
2	6	6	U	0	6	8	143	P	S	0	1							
2	6	7	U	0	6	9	100	P	S	0	1							
2	6	8	U	0	7	0	165	P	S	0	1							
2	6	9	U	0	7	1	100	P	S	0	1							
2	7	0	U	0	7	2	100	P	S	0	1							
2	7	1	U	0	7	3	100	P	S	0	1							
2	7	2	U	0	7	4	100	P	S	0	1							
2	7	3	U	0	7	5	381	P	S	0	1							

**9. Descriptions of Hazardous Wastes (Continued. Use the Additional Sheet(s) as necessary; number pages as 5 a, etc.)**

Line Number	A. EPA Hazardous Waste No. (Enter code)						B. Estimated Annual Qty of Waste	C. Unit of Measure (Enter code)	D. PROCESSES															
	(1) PROCESS CODES (Enter code)								(2) PROCESS DESCRIPTION (If a code is not entered in 9.D(1))															
<b>Technical Area 50 (Continued)</b>																								
2	7	4	U	0	7	6	100	P	S	0	1													
2	7	5	U	0	7	7	293	P	S	0	1													
2	7	6	U	0	7	8	100	P	S	0	1													
2	7	7	U	0	7	9	100	P	S	0	1													
2	7	8	U	0	8	0	4,129	P	S	0	1													
2	7	9	U	0	8	1	100	P	S	0	1													
2	8	0	U	0	8	2	100	P	S	0	1													
2	8	1	U	0	8	3	100	P	S	0	1													
2	8	2	U	0	8	4	100	P	S	0	1													
2	8	3	U	0	8	5	143	P	S	0	1													
2	8	4	U	0	8	6	100	P	S	0	1													
2	8	5	U	0	8	7	100	P	S	0	1													
2	8	6	U	0	8	8	100	P	S	0	1													
2	8	7	U	0	8	9	100	P	S	0	1													
2	8	8	U	0	9	0	100	P	S	0	1													
2	8	9	U	0	9	1	518	P	S	0	1													
2	9	0	U	0	9	2	143	P	S	0	1													
2	9	1	U	0	9	3	100	P	S	0	1													
2	9	2	U	0	9	4	100	P	S	0	1													
2	9	3	U	0	9	5	100	P	S	0	1													
2	9	4	U	0	9	6	100	P	S	0	1													
2	9	5	U	0	9	7	100	P	S	0	1													
2	9	6	U	0	9	8	100	P	S	0	1													
2	9	7	U	0	9	9	100	P	S	0	1													
2	9	8	U	1	0	1	100	P	S	0	1													
2	9	9	U	1	0	2	100	P	S	0	1													
3	0	0	U	1	0	3	143	P	S	0	1													
3	0	1	U	1	0	5	100	P	S	0	1													
3	0	2	U	1	0	6	100	P	S	0	1													
3	0	3	U	1	0	7	100	P	S	0	1													
3	0	4	U	1	0	8	293	P	S	0	1													
3	0	5	U	1	0	9	143	P	S	0	1													
3	0	6	U	1	1	0	100	P	S	0	1													
3	0	7	U	1	1	1	100	P	S	0	1													
3	0	8	U	1	1	2	293	P	S	0	1													
3	0	9	U	1	1	3	100	P	S	0	1													
3	1	0	U	1	1	4	100	P	S	0	1													
3	1	1	U	1	1	5	293	P	S	0	1													
3	1	2	U	1	1	6	100	P	S	0	1													



**9. Descriptions of Hazardous Wastes (Continued. Use the Additional Sheet(s) as necessary; number pages as 5 a, etc.)**

Line Number	A. EPA Hazardous Waste No. (Enter code)						B. Estimated Annual Qty of Waste	C. Unit of Measure (Enter code)	D. PROCESSES									
	(1) PROCESS CODES (Enter code)										(2) PROCESS DESCRIPTION (If a code is not entered in 9.D(1))							
<b>Technical Area 50 (Continued)</b>																		
3	1	3	U	1	1	7	293	P	S	0	1							
3	1	4	U	1	1	8	100	P	S	0	1							
3	1	5	U	1	1	9	100	P	S	0	1							
3	1	6	U	1	2	0	100	P	S	0	1							
3	1	7	U	1	2	1	293	P	S	0	1							
3	1	8	U	1	2	2	778	P	S	0	1							
3	1	9	U	1	2	3	293	P	S	0	1							
3	2	0	U	1	2	4	143	P	S	0	1							
3	2	1	U	1	2	5	100	P	S	0	1							
3	2	2	U	1	2	6	100	P	S	0	1							
3	2	3	U	1	2	7	100	P	S	0	1							
3	2	4	U	1	2	8	100	P	S	0	1							
3	2	5	U	1	2	9	100	P	S	0	1							
3	2	6	U	1	3	0	100	P	S	0	1							
3	2	7	U	1	3	1	293	P	S	0	1							
3	2	8	U	1	3	2	100	P	S	0	1							
3	2	9	U	1	3	3	293	P	S	0	1							
3	3	0	U	1	3	4	667	P	S	0	1							
3	3	1	U	1	3	5	447	P	S	0	1							
3	3	2	U	1	3	6	143	P	S	0	1							
3	3	3	U	1	3	7	100	P	S	0	1							
3	3	4	U	1	3	8	100	P	S	0	1							
3	3	5	U	1	4	0	293	P	S	0	1							
3	3	6	U	1	4	1	100	P	S	0	1							
3	3	7	U	1	4	2	100	P	S	0	1							
3	3	8	U	1	4	3	100	P	S	0	1							
3	3	9	U	1	4	4	293	P	S	0	1							
3	4	0	U	1	4	5	293	P	S	0	1							
3	4	1	U	1	4	6	100	P	S	0	1							
3	4	2	U	1	4	7	100	P	S	0	1							
3	4	3	U	1	4	8	100	P	S	0	1							
3	4	4	U	1	4	9	100	P	S	0	1							
3	4	5	U	1	5	0	100	P	S	0	1							
3	4	6	U	1	5	1	884	P	S	0	1							
3	4	7	U	1	5	2	100	P	S	0	1							
3	4	8	U	1	5	3	143	P	S	0	1							
3	4	9	U	1	5	4	359	P	S	0	1							
3	5	0	U	1	5	5	100	P	S	0	1							
3	5	1	U	1	5	6	100	P	S	0	1							

**9. Descriptions of Hazardous Wastes (Continued. Use the Additional Sheet(s) as necessary; number pages as 5 a, etc.)**

Line Number	A. EPA Hazardous Waste No. (Enter code)						B. Estimated Annual Qty of Waste	C. Unit of Measure (Enter code)	D. PROCESSES							
	(1) PROCESS CODES (Enter code)								(2) PROCESS DESCRIPTION (If a code is not entered in 9.D(1))							
<b>Technical Area 50 (Continued)</b>																
3	5	2	U	1	5	7	100	P	S	0	1					
3	5	3	U	1	5	8	100	P	S	0	1					
3	5	4	U	1	5	9	315	P	S	0	1					
3	5	5	U	1	6	0	293	P	S	0	1					
3	5	6	U	1	6	1	470	P	S	0	1					
3	5	7	U	1	6	2	143	P	S	0	1					
3	5	8	U	1	6	3	143	P	S	0	1					
3	5	9	U	1	6	4	100	P	S	0	1					
3	6	0	U	1	6	5	293	P	S	0	1					
3	6	1	U	1	6	6	100	P	S	0	1					
3	6	2	U	1	6	7	143	P	S	0	1					
3	6	3	U	1	6	8	143	P	S	0	1					
3	6	4	U	1	6	9	293	P	S	0	1					
3	6	5	U	1	7	0	143	P	S	0	1					
3	6	6	U	1	7	1	100	P	S	0	1					
3	6	7	U	1	7	2	100	P	S	0	1					
3	6	8	U	1	7	3	100	P	S	0	1					
3	6	9	U	1	7	4	100	P	S	0	1					
3	7	0	U	1	7	6	100	P	S	0	1					
3	7	1	U	1	7	7	100	P	S	0	1					
3	7	2	U	1	7	8	100	P	S	0	1					
3	7	3	U	1	7	9	100	P	S	0	1					
3	7	4	U	1	8	0	100	P	S	0	1					
3	7	5	U	1	8	1	100	P	S	0	1					
3	7	6	U	1	8	2	100	P	S	0	1					
3	7	7	U	1	8	3	100	P	S	0	1					
3	7	8	U	1	8	4	100	P	S	0	1					
3	7	9	U	1	8	5	100	P	S	0	1					
3	8	0	U	1	8	6	100	P	S	0	1					
3	8	1	U	1	8	7	100	P	S	0	1					
3	8	2	U	1	8	8	293	P	S	0	1					
3	8	3	U	1	8	9	100	P	S	0	1					
3	8	4	U	1	9	0	293	P	S	0	1					
3	8	5	U	1	9	1	100	P	S	0	1					
3	8	6	U	1	9	2	100	P	S	0	1					
3	8	7	U	1	9	3	100	P	S	0	1					
3	8	8	U	1	9	4	100	P	S	0	1					
3	8	9	U	1	9	6	293	P	S	0	1					
3	5	2	U	1	9	7	100	P	S	0	1					

**9. Descriptions of Hazardous Wastes (Continued. Use the Additional Sheet(s) as necessary; number pages as 5 a, etc.)**

Line Number	A. EPA Hazardous Waste No. (Enter code)						B. Estimated Annual Qty of Waste	C. Unit of Measure (Enter code)	D. PROCESSES							
	(1) PROCESS CODES (Enter code)								(2) PROCESS DESCRIPTION (If a code is not entered in 9.D(1))							
<b>Technical Area 50 (Continued)</b>																
3	9	1	U	2	0	0	100	P	S	0	1					
3	9	2	U	2	0	1	100	P	S	0	1					
3	9	3	U	2	0	2	100	P	S	0	1					
3	9	4	U	2	0	3	100	P	S	0	1					
3	9	5	U	2	0	4	293	P	S	0	1					
3	9	6	U	2	0	5	100	P	S	0	1					
3	9	7	U	2	0	6	100	P	S	0	1					
3	9	8	U	2	0	7	100	P	S	0	1					
3	9	9	U	2	0	8	100	P	S	0	1					
4	0	0	U	2	0	9	100	P	S	0	1					
4	0	1	U	2	1	0	513	P	S	0	1					
4	0	2	U	2	1	1	359	P	S	0	1					
4	0	3	U	2	1	3	293	P	S	0	1					
4	0	4	U	2	1	4	100	P	S	0	1					
4	0	5	U	2	1	5	100	P	S	0	1					
4	0	6	U	2	1	6	293	P	S	0	1					
4	0	7	U	2	1	7	100	P	S	0	1					
4	0	8	U	2	1	8	293	P	S	0	1					
4	0	9	U	2	1	9	293	P	S	0	1					
4	1	0	U	2	2	0	491	P	S	0	1					
4	1	1	U	2	2	1	100	P	S	0	1					
4	1	2	U	2	2	2	100	P	S	0	1					
4	1	3	U	2	2	3	143	P	S	0	1					
4	1	4	U	2	2	5	293	P	S	0	1					
4	1	5	U	2	2	6	6,594	P	S	0	1					
4	1	6	U	2	2	7	293	P	S	0	1					
4	1	7	U	2	2	8	1,219	P	S	0	1					
4	1	8	U	2	3	4	100	P	S	0	1					
4	1	9	U	2	3	5	100	P	S	0	1					
4	2	0	U	2	3	6	100	P	S	0	1					
4	2	1	U	2	3	7	100	P	S	0	1					
4	2	2	U	2	3	8	100	P	S	0	1					
4	2	3	U	2	3	9	646	P	S	0	1					
4	2	4	U	2	4	0	143	P	S	0	1					
4	2	5	U	2	4	3	100	P	S	0	1					
4	2	6	U	2	4	4	100	P	S	0	1					
4	2	7	U	2	4	6	231	P	S	0	1					
4	2	8	U	2	4	7	100	P	S	0	1					
4	2	9	U	2	4	8	100	P	S	0	1					

**9. Descriptions of Hazardous Wastes (Continued. Use the Additional Sheet(s) as necessary; number pages as 5 a, etc.)**

Line Number	A. EPA Hazardous Waste No. (Enter code)						B. Estimated Annual Qty of Waste	C. Unit of Measure (Enter code)	D. PROCESSES									
	(1) PROCESS CODES (Enter code)										(2) PROCESS DESCRIPTION (If a code is not entered in 9.D(1))							
<b>Technical Area 50 (Continued)</b>																		
4	3	0	U	2	4	9	100	P	S	0	1							
4	3	1	U	2	7	1	100	P	S	0	1							
4	3	2	U	2	7	8	100	P	S	0	1							
4	3	3	U	2	7	9	100	P	S	0	1							
4	3	4	U	2	8	0	100	P	S	0	1							
4	3	5	U	3	2	8	100	P	S	0	1							
4	3	6	U	3	5	3	100	P	S	0	1							
4	3	7	U	3	5	9	100	P	S	0	1							
4	3	8	U	3	6	4	100	P	S	0	1							
4	3	9	U	3	6	7	100	P	S	0	1							
4	4	0	U	3	7	2	100	P	S	0	1							
4	4	1	U	3	7	3	100	P	S	0	1							
4	4	2	U	3	8	7	100	P	S	0	1							
4	4	3	U	3	8	9	100	P	S	0	1							
4	4	4	U	3	9	4	100	P	S	0	1							
4	4	5	U	3	9	5	100	P	S	0	1							
4	4	6	U	4	0	4	100	P	S	0	1							
4	4	7	U	4	0	9	100	P	S	0	1							
4	4	8	U	4	1	0	100	P	S	0	1							
4	4	9	U	4	1	1	100	P	S	0	1							
4	3	0																
4	3	1																
4	3	2																
4	3	3																
4	3	4																
4	3	5																
4	3	6																
4	3	7																
4	3	8																
4	3	9																
4	4	0																
4	4	1																
4	4	2																
4	4	3																
4	4	4																
4	4	5																
4	4	6																
4	4	7																
4	4	8																

**9. Descriptions of Hazardous Wastes (Continued. Use the Additional Sheet(s) as necessary; number pages as 5 a, etc.)**

Line Number	A. EPA Hazardous Waste No. (Enter code)					B. Estimated Annual Qty of Waste	C. Unit of Measure (Enter code)	D. PROCESSES									
								(1) PROCESS CODES (Enter code)					(2) PROCESS DESCRIPTION (If a code is not entered in 9.D(1))				
<b>Technical Area 54, Area L</b>																	
1	1	D	0	0	1	220,000	P	S	0	1							
2	2	D	0	0	2	365,000	P	S	0	1							
3	3	D	0	0	3	100,000	P	S	0	1							
4	4	D	0	0	4	25,000	P	S	0	1							
5	5	D	0	0	5	80,000	P	S	0	1							
6	6	D	0	0	6	65,000	P	S	0	1							
7	7	D	0	0	7	75,000	P	S	0	1							
8	8	D	0	0	8	800,000	P	S	0	1							
9	9	D	0	0	9	65,000	P	S	0	1							
1	0	D	0	1	0	30,000	P	S	0	1							
1	1	D	0	1	1	40,000	P	S	0	1							
1	2	D	0	1	2	12,000	P	S	0	1							
1	3	D	0	1	3	4,000	P	S	0	1							
1	4	D	0	1	4	4,000	P	S	0	1							
1	5	D	0	1	5	7,000	P	S	0	1							
1	6	D	0	1	6	4,000	P	S	0	1							
1	7	D	0	1	7	4,000	P	S	0	1							
1	8	D	0	1	8	20,000	P	S	0	1							
1	9	D	0	1	9	20,000	P	S	0	1							
2	0	D	0	2	0	30,000	P	S	0	1							
2	1	D	0	2	1	10,000	P	S	0	1							
2	2	D	0	2	2	23,000	P	S	0	1							
2	3	D	0	2	3	4,000	P	S	0	1							
2	4	D	0	2	4	4,000	P	S	0	1							
2	5	D	0	2	5	4,000	P	S	0	1							
2	6	D	0	2	6	4,000	P	S	0	1							
2	7	D	0	2	7	12,000	P	S	0	1							
2	8	D	0	2	8	30,000	P	S	0	1							
2	9	D	0	2	9	7,000	P	S	0	1							
3	0	D	0	3	0	20,000	P	S	0	1							
3	1	D	0	3	1	12,000	P	S	0	1							
3	2	D	0	3	2	19,000	P	S	0	1							
3	3	D	0	3	3	19,000	P	S	0	1							
3	4	D	0	3	4	19,000	P	S	0	1							
3	5	D	0	3	5	20,000	P	S	0	1							
3	6	D	0	3	6	9,000	P	S	0	1							
3	7	D	0	3	7	7,000	P	S	0	1							
3	8	D	0	3	8	4,000	P	S	0	1							
3	9	D	0	3	9	10,000	P	S	0	1							

**9. Descriptions of Hazardous Wastes (Continued. Use the Additional Sheet(s) as necessary; number pages as 5 a, etc.)**

Line Number	A. EPA Hazardous Waste No. (Enter code)					B. Estimated Annual Qty of Waste	C. Unit of Measure (Enter code)	D. PROCESSES									
								(1) PROCESS CODES (Enter code)					(2) PROCESS DESCRIPTION (If a code is not entered in 9.D(1))				
<b>Technical Area 54, Area L (Continued)</b>																	
4	0	D	0	4	0	15,000	P	S	0	1							
4	1	D	0	4	1	7,000	P	S	0	1							
4	2	D	0	4	2	12,000	P	S	0	1							
4	3	D	0	4	3	15,000	P	S	0	1							
4	4	F	0	0	1	660,000	P	S	0	1							
4	5	F	0	0	2	350,000	P	S	0	1							
4	6	F	0	0	3	250,000	P	S	0	1							
4	7	F	0	0	4	30,000	P	S	0	1							
4	8	F	0	0	5	250,000	P	S	0	1							
4	9	F	0	0	6	7,000	P	S	0	1							
5	0	F	0	0	7	28,000	P	S	0	1							
5	1	F	0	0	8	7,000	P	S	0	1							
5	2	F	0	0	9	8,000	P	S	0	1							
5	3	F	0	1	0	4,000	P	S	0	1							
5	4	F	0	1	1	4,000	P	S	0	1							
5	5	F	0	1	2	4,000	P	S	0	1							
5	6	F	0	1	9	500	P	S	0	1							
5	7	F	0	2	0	500	P	S	0	1							
5	8	F	0	2	1	500	P	S	0	1							
5	9	F	0	2	2	500	P	S	0	1							
6	0	F	0	2	3	500	P	S	0	1							
6	1	F	0	2	4	500	P	S	0	1							
6	2	F	0	2	5	500	P	S	0	1							
6	3	F	0	2	6	500	P	S	0	1							
6	4	F	0	2	7	4,000	P	S	0	1							
6	5	F	0	2	8	4,000	P	S	0	1							
6	6	F	0	3	2	500	P	S	0	1							
6	7	F	0	3	4	500	P	S	0	1							
6	8	F	0	3	5	500	P	S	0	1							
6	9	F	0	3	7	500	P	S	0	1							
7	0	F	0	3	8	500	P	S	0	1							
7	1	F	0	3	9	4,000	P	S	0	1							
7	2	K	0	4	4	22,000	P	S	0	1							
7	3	K	0	4	5	4,000	P	S	0	1							
7	4	K	0	4	6	4,000	P	S	0	1							
7	5	K	0	4	7	4,000	P	S	0	1							
7	6	K	0	8	4	500	P	S	0	1							
7	7	K	1	0	1	500	P	S	0	1							
7	8	K	1	0	2	500	P	S	0	1							

**9. Descriptions of Hazardous Wastes (Continued. Use the Additional Sheet(s) as necessary; number pages as 5 a, etc.)**

Line Number	A. EPA Hazardous Waste No. (Enter code)						B. Estimated Annual Qty of Waste	C. Unit of Measure (Enter code)	D. PROCESSES									
	(1) PROCESS CODES (Enter code)								(2) PROCESS DESCRIPTION (If a code is not entered in 9.D(1))									
<b>Technical Area 54, Area L (Continued)</b>																		
7	9	P	0	0	1	4,000	P	S	0	1								
8	0	P	0	0	2	4,000	P	S	0	1								
8	1	P	0	0	3	4,000	P	S	0	1								
8	2	P	0	0	4	4,000	P	S	0	1								
8	3	P	0	0	5	4,000	P	S	0	1								
8	4	P	0	0	6	4,000	P	S	0	1								
8	5	P	0	0	7	4,000	P	S	0	1								
8	6	P	0	0	8	4,000	P	S	0	1								
8	7	P	0	0	9	4,000	P	S	0	1								
8	8	P	0	1	0	4,000	P	S	0	1								
8	9	P	0	1	1	4,000	P	S	0	1								
9	0	P	0	1	2	4,000	P	S	0	1								
9	1	P	0	1	3	4,000	P	S	0	1								
9	2	P	0	1	4	4,000	P	S	0	1								
9	3	P	0	1	5	4,000	P	S	0	1								
9	4	P	0	1	6	4,000	P	S	0	1								
9	5	P	0	1	7	4,000	P	S	0	1								
9	6	P	0	1	8	4,000	P	S	0	1								
9	7	P	0	2	0	4,000	P	S	0	1								
9	8	P	0	2	1	4,000	P	S	0	1								
9	9	P	0	2	2	4,000	P	S	0	1								
1	0	0	P	0	2	3	4,000	P	S	0	1							
1	0	1	P	0	2	4	4,000	P	S	0	1							
1	0	2	P	0	2	6	4,000	P	S	0	1							
1	0	3	P	0	2	7	4,000	P	S	0	1							
1	0	4	P	0	2	8	4,000	P	S	0	1							
1	0	5	P	0	2	9	4,000	P	S	0	1							
1	0	6	P	0	3	0	4,000	P	S	0	1							
1	0	7	P	0	3	1	4,000	P	S	0	1							
1	0	8	P	0	3	3	4,000	P	S	0	1							
1	0	9	P	0	3	4	4,000	P	S	0	1							
1	1	0	P	0	3	6	4,000	P	S	0	1							
1	1	1	P	0	3	7	4,000	P	S	0	1							
1	1	2	P	0	3	8	4,000	P	S	0	1							
1	1	3	P	0	3	9	4,000	P	S	0	1							
1	1	4	P	0	4	0	4,000	P	S	0	1							
1	1	5	P	0	4	1	4,000	P	S	0	1							
1	1	6	P	0	4	2	4,000	P	S	0	1							
1	1	7	P	0	4	3	4,000	P	S	0	1							

**9. Descriptions of Hazardous Wastes (Continued. Use the Additional Sheet(s) as necessary; number pages as 5 a, etc.)**

Line Number	A. EPA Hazardous Waste No. (Enter code)						B. Estimated Annual Qty of Waste	C. Unit of Measure (Enter code)	D. PROCESSES										
	(1) PROCESS CODES (Enter code)								(2) PROCESS DESCRIPTION (If a code is not entered in 9.D(1))										
<b>Technical Area 54, Area L (Continued)</b>																			
1	1	8	P	0	4	4	4,000	P	S	0	1								
1	1	9	P	0	4	5	4,000	P	S	0	1								
1	2	0	P	0	4	6	4,000	P	S	0	1								
1	2	1	P	0	4	7	4,000	P	S	0	1								
1	2	2	P	0	4	8	4,000	P	S	0	1								
1	2	3	P	0	4	9	4,000	P	S	0	1								
1	2	4	P	0	5	0	4,000	P	S	0	1								
1	2	5	P	0	5	1	4,000	P	S	0	1								
1	2	6	P	0	5	4	4,000	P	S	0	1								
1	2	7	P	0	5	6	4,000	P	S	0	1								
1	2	8	P	0	5	7	4,000	P	S	0	1								
1	2	9	P	0	5	8	4,000	P	S	0	1								
1	3	0	P	0	5	9	4,000	P	S	0	1								
1	3	1	P	0	6	0	4,000	P	S	0	1								
1	3	2	P	0	6	2	4,000	P	S	0	1								
1	3	3	P	0	6	3	4,000	P	S	0	1								
1	3	4	P	0	6	4	4,000	P	S	0	1								
1	3	5	P	0	6	5	4,000	P	S	0	1								
1	3	6	P	0	6	6	4,000	P	S	0	1								
1	3	7	P	0	6	7	4,000	P	S	0	1								
1	3	8	P	0	6	8	4,000	P	S	0	1								
1	3	9	P	0	6	9	4,000	P	S	0	1								
1	4	0	P	0	7	0	4,000	P	S	0	1								
1	4	1	P	0	7	1	4,000	P	S	0	1								
1	4	2	P	0	7	2	4,000	P	S	0	1								
1	4	3	P	0	7	3	4,000	P	S	0	1								
1	4	4	P	0	7	4	4,000	P	S	0	1								
1	4	5	P	0	7	5	4,000	P	S	0	1								
1	4	6	P	0	7	6	4,000	P	S	0	1								
1	4	7	P	0	7	7	4,000	P	S	0	1								
1	4	8	P	0	7	8	4,000	P	S	0	1								
1	4	9	P	0	8	1	4,000	P	S	0	1								
1	5	0	P	0	8	2	4,000	P	S	0	1								
1	5	1	P	0	8	4	4,000	P	S	0	1								
1	5	2	P	0	8	5	4,000	P	S	0	1								
1	5	3	P	0	8	7	4,000	P	S	0	1								
1	5	4	P	0	8	8	4,000	P	S	0	1								
1	5	5	P	0	8	9	4,000	P	S	0	1								
1	5	6	P	0	9	2	4,000	P	S	0	1								



**9. Descriptions of Hazardous Wastes (Continued. Use the Additional Sheet(s) as necessary; number pages as 5 a, etc.)**

Line Number	A. EPA Hazardous Waste No. (Enter code)						B. Estimated Annual Qty of Waste	C. Unit of Measure (Enter code)	D. PROCESSES									
	(1) PROCESS CODES (Enter code)										(2) PROCESS DESCRIPTION (If a code is not entered in 9.D(1))							
<b>Technical Area 54, Area L (Continued)</b>																		
1	5	7	P	0	9	3	4,000	P	S	0	1							
1	5	8	P	0	9	4	4,000	P	S	0	1							
1	5	9	P	0	9	5	4,000	P	S	0	1							
1	6	0	P	0	9	6	4,000	P	S	0	1							
1	6	1	P	0	9	7	4,000	P	S	0	1							
1	6	2	P	0	9	8	4,000	P	S	0	1							
1	6	3	P	0	9	9	4,000	P	S	0	1							
1	6	4	P	1	0	1	4,000	P	S	0	1							
1	6	5	P	1	0	2	4,000	P	S	0	1							
1	6	6	P	1	0	3	4,000	P	S	0	1							
1	6	7	P	1	0	4	4,000	P	S	0	1							
1	6	8	P	1	0	5	4,000	P	S	0	1							
1	6	9	P	1	0	6	4,000	P	S	0	1							
1	7	0	P	1	0	8	4,000	P	S	0	1							
1	7	1	P	1	0	9	4,000	P	S	0	1							
1	7	2	P	1	1	0	4,000	P	S	0	1							
1	7	3	P	1	1	1	4,000	P	S	0	1							
1	7	4	P	1	1	2	4,000	P	S	0	1							
1	7	5	P	1	1	3	4,000	P	S	0	1							
1	7	6	P	1	1	4	4,000	P	S	0	1							
1	7	7	P	1	1	5	4,000	P	S	0	1							
1	7	8	P	1	1	6	4,000	P	S	0	1							
1	7	9	P	1	1	8	4,000	P	S	0	1							
1	8	0	P	1	1	9	4,000	P	S	0	1							
1	8	1	P	1	2	0	4,000	P	S	0	1							
1	8	2	P	1	2	1	4,000	P	S	0	1							
1	8	3	P	1	2	2	4,000	P	S	0	1							
1	8	4	P	1	2	3	4,000	P	S	0	1							
1	8	5	P	1	2	7	4,000	P	S	0	1							
1	8	6	P	1	2	8	4,000	P	S	0	1							
1	8	7	P	1	8	5	4,000	P	S	0	1							
1	8	8	P	1	8	8	4,000	P	S	0	1							
1	8	9	P	1	8	9	4,000	P	S	0	1							
1	9	0	P	1	9	0	4,000	P	S	0	1							
1	9	1	P	1	9	1	4,000	P	S	0	1							
1	9	2	P	1	9	2	4,000	P	S	0	1							
1	9	3	P	1	9	4	4,000	P	S	0	1							
1	9	4	P	1	9	6	4,000	P	S	0	1							
1	9	5	P	1	9	7	4,000	P	S	0	1							

**9. Descriptions of Hazardous Wastes (Continued. Use the Additional Sheet(s) as necessary; number pages as 5 a, etc.)**

Line Number	A. EPA Hazardous Waste No. (Enter code)						B. Estimated Annual Qty of Waste	C. Unit of Measure (Enter code)	D. PROCESSES									
	(1) PROCESS CODES (Enter code)										(2) PROCESS DESCRIPTION (If a code is not entered in 9.D(1))							
<b>Technical Area 54, Area L (Continued)</b>																		
1	9	6	P	1	9	8	4,000	P	S	0	1							
1	9	7	P	1	9	9	4,000	P	S	0	1							
1	9	8	P	2	0	1	4,000	P	S	0	1							
1	9	9	P	2	0	2	4,000	P	S	0	1							
2	0	0	P	2	0	3	4,000	P	S	0	1							
2	0	1	P	2	0	4	4,000	P	S	0	1							
2	0	2	P	2	0	5	4,000	P	S	0	1							
2	0	3	U	0	0	1	4,000	P	S	0	1							
2	0	4	U	0	0	2	4,000	P	S	0	1							
2	0	5	U	0	0	3	4,000	P	S	0	1							
2	0	6	U	0	0	4	4,000	P	S	0	1							
2	0	7	U	0	0	5	4,000	P	S	0	1							
2	0	8	U	0	0	6	4,000	P	S	0	1							
2	0	9	U	0	0	7	4,000	P	S	0	1							
2	1	0	U	0	0	8	4,000	P	S	0	1							
2	1	1	U	0	0	9	4,000	P	S	0	1							
2	1	2	U	0	1	0	4,000	P	S	0	1							
2	1	3	U	0	1	1	4,000	P	S	0	1							
2	1	4	U	0	1	2	4,000	P	S	0	1							
2	1	5	U	0	1	4	4,000	P	S	0	1							
2	1	6	U	0	1	5	4,000	P	S	0	1							
2	1	7	U	0	1	6	4,000	P	S	0	1							
2	1	8	U	0	1	7	4,000	P	S	0	1							
2	1	9	U	0	1	8	4,000	P	S	0	1							
2	2	0	U	0	1	9	4,000	P	S	0	1							
2	2	1	U	0	2	0	4,000	P	S	0	1							
2	2	2	U	0	2	1	4,000	P	S	0	1							
2	2	3	U	0	2	2	4,000	P	S	0	1							
2	2	4	U	0	2	3	4,000	P	S	0	1							
2	2	5	U	0	2	4	4,000	P	S	0	1							
2	2	6	U	0	2	5	4,000	P	S	0	1							
2	2	7	U	0	2	6	4,000	P	S	0	1							
2	2	8	U	0	2	7	4,000	P	S	0	1							
2	2	9	U	0	2	8	4,000	P	S	0	1							
2	3	0	U	0	2	9	4,000	P	S	0	1							
2	3	1	U	0	3	0	4,000	P	S	0	1							
2	3	2	U	0	3	1	4,000	P	S	0	1							
2	3	3	U	0	3	2	4,000	P	S	0	1							
2	3	4	U	0	3	3	4,000	P	S	0	1							

**9. Descriptions of Hazardous Wastes (Continued. Use the Additional Sheet(s) as necessary; number pages as 5 a, etc.)**

Line Number	A. EPA Hazardous Waste No. (Enter code)						B. Estimated Annual Qty of Waste	C. Unit of Measure (Enter code)	D. PROCESSES									
	(1) PROCESS CODES (Enter code)										(2) PROCESS DESCRIPTION (If a code is not entered in 9.D(1))							
<b>Technical Area 54, Area L (Continued)</b>																		
2	3	5	U	0	3	4	4,000	P	S	0	1							
2	3	6	U	0	3	5	4,000	P	S	0	1							
2	3	7	U	0	3	6	4,000	P	S	0	1							
2	3	8	U	0	3	7	4,000	P	S	0	1							
2	3	9	U	0	3	8	4,000	P	S	0	1							
2	4	0	U	0	3	9	4,000	P	S	0	1							
2	4	1	U	0	4	1	4,000	P	S	0	1							
2	4	2	U	0	4	2	4,000	P	S	0	1							
2	4	3	U	0	4	3	4,000	P	S	0	1							
2	4	4	U	0	4	4	4,000	P	S	0	1							
2	4	5	U	0	4	5	4,000	P	S	0	1							
2	4	6	U	0	4	6	4,000	P	S	0	1							
2	4	7	U	0	4	7	4,000	P	S	0	1							
2	4	8	U	0	4	8	4,000	P	S	0	1							
2	4	9	U	0	4	9	4,000	P	S	0	1							
2	5	0	U	0	5	0	4,000	P	S	0	1							
2	5	1	U	0	5	1	4,000	P	S	0	1							
2	5	2	U	0	5	2	4,000	P	S	0	1							
2	5	3	U	0	5	3	4,000	P	S	0	1							
2	5	4	U	0	5	5	4,000	P	S	0	1							
2	5	5	U	0	5	6	4,000	P	S	0	1							
2	5	6	U	0	5	7	4,000	P	S	0	1							
2	5	7	U	0	5	8	4,000	P	S	0	1							
2	5	8	U	0	5	9	4,000	P	S	0	1							
2	5	9	U	0	6	0	4,000	P	S	0	1							
2	6	0	U	0	6	1	4,000	P	S	0	1							
2	6	1	U	0	6	2	4,000	P	S	0	1							
2	6	2	U	0	6	3	4,000	P	S	0	1							
2	6	3	U	0	6	4	4,000	P	S	0	1							
2	6	4	U	0	6	6	4,000	P	S	0	1							
2	6	5	U	0	6	7	4,000	P	S	0	1							
2	6	6	U	0	6	8	4,000	P	S	0	1							
2	6	7	U	0	6	9	4,000	P	S	0	1							
2	6	8	U	0	7	0	4,000	P	S	0	1							
2	6	9	U	0	7	1	4,000	P	S	0	1							
2	7	0	U	0	7	2	4,000	P	S	0	1							
2	7	1	U	0	7	3	4,000	P	S	0	1							
2	7	2	U	0	7	4	4,000	P	S	0	1							
2	7	3	U	0	7	5	4,000	P	S	0	1							

**9. Descriptions of Hazardous Wastes (Continued. Use the Additional Sheet(s) as necessary; number pages as 5 a, etc.)**

Line Number	A. EPA Hazardous Waste No. (Enter code)						B. Estimated Annual Qty of Waste	C. Unit of Measure (Enter code)	D. PROCESSES										
	(1) PROCESS CODES (Enter code)								(2) PROCESS DESCRIPTION (If a code is not entered in 9.D(1))										
<b>Technical Area 54, Area L (Continued)</b>																			
2	7	4	U	0	7	6	4,000	P	S	0	1								
2	7	5	U	0	7	7	4,000	P	S	0	1								
2	7	6	U	0	7	8	4,000	P	S	0	1								
2	7	7	U	0	7	9	4,000	P	S	0	1								
2	7	8	U	0	8	0	4,000	P	S	0	1								
2	7	9	U	0	8	1	4,000	P	S	0	1								
2	8	0	U	0	8	2	4,000	P	S	0	1								
2	8	1	U	0	8	3	4,000	P	S	0	1								
2	8	2	U	0	8	4	4,000	P	S	0	1								
2	8	3	U	0	8	5	4,000	P	S	0	1								
2	8	4	U	0	8	6	4,000	P	S	0	1								
2	8	5	U	0	8	7	4,000	P	S	0	1								
2	8	6	U	0	8	8	4,000	P	S	0	1								
2	8	7	U	0	8	9	4,000	P	S	0	1								
2	8	8	U	0	9	0	4,000	P	S	0	1								
2	8	9	U	0	9	1	4,000	P	S	0	1								
2	9	0	U	0	9	2	4,000	P	S	0	1								
2	9	1	U	0	9	3	4,000	P	S	0	1								
2	9	2	U	0	9	4	4,000	P	S	0	1								
2	9	3	U	0	9	5	4,000	P	S	0	1								
2	9	4	U	0	9	6	4,000	P	S	0	1								
2	9	5	U	0	9	7	4,000	P	S	0	1								
2	9	6	U	0	9	8	4,000	P	S	0	1								
2	9	7	U	0	9	9	4,000	P	S	0	1								
2	9	8	U	1	0	1	4,000	P	S	0	1								
2	9	9	U	1	0	2	4,000	P	S	0	1								
3	0	0	U	1	0	3	4,000	P	S	0	1								
3	0	1	U	1	0	5	4,000	P	S	0	1								
3	0	2	U	1	0	6	4,000	P	S	0	1								
3	0	3	U	1	0	7	4,000	P	S	0	1								
3	0	4	U	1	0	8	4,000	P	S	0	1								
3	0	5	U	1	0	9	4,000	P	S	0	1								
3	0	6	U	1	1	0	4,000	P	S	0	1								
3	0	7	U	1	1	1	4,000	P	S	0	1								
3	0	8	U	1	1	2	4,000	P	S	0	1								
3	0	9	U	1	1	3	4,000	P	S	0	1								
3	1	0	U	1	1	4	4,000	P	S	0	1								
3	1	1	U	1	1	5	4,000	P	S	0	1								
3	1	2	U	1	1	6	4,000	P	S	0	1								

**9. Descriptions of Hazardous Wastes (Continued. Use the Additional Sheet(s) as necessary; number pages as 5 a, etc.)**

Line Number	A. EPA Hazardous Waste No. (Enter code)						B. Estimated Annual Qty of Waste	C. Unit of Measure (Enter code)	D. PROCESSES									
	(1) PROCESS CODES (Enter code)										(2) PROCESS DESCRIPTION (If a code is not entered in 9.D(1))							
<b>Technical Area 54, Area L (Continued)</b>																		
3	1	3	U	1	1	7	4,000	P	S	0	1							
3	1	4	U	1	1	8	4,000	P	S	0	1							
3	1	5	U	1	1	9	4,000	P	S	0	1							
3	1	6	U	1	2	0	4,000	P	S	0	1							
3	1	7	U	1	2	1	4,000	P	S	0	1							
3	1	8	U	1	2	2	4,000	P	S	0	1							
3	1	9	U	1	2	3	4,000	P	S	0	1							
3	2	0	U	1	2	4	4,000	P	S	0	1							
3	2	1	U	1	2	5	4,000	P	S	0	1							
3	2	2	U	1	2	6	4,000	P	S	0	1							
3	2	3	U	1	2	7	4,000	P	S	0	1							
3	2	4	U	1	2	8	4,000	P	S	0	1							
3	2	5	U	1	2	9	4,000	P	S	0	1							
3	2	6	U	1	3	0	4,000	P	S	0	1							
3	2	7	U	1	3	1	4,000	P	S	0	1							
3	2	8	U	1	3	2	4,000	P	S	0	1							
3	2	9	U	1	3	3	4,000	P	S	0	1							
3	3	0	U	1	3	4	4,000	P	S	0	1							
3	3	1	U	1	3	5	4,000	P	S	0	1							
3	3	2	U	1	3	6	4,000	P	S	0	1							
3	3	3	U	1	3	7	4,000	P	S	0	1							
3	3	4	U	1	3	8	4,000	P	S	0	1							
3	3	5	U	1	4	0	4,000	P	S	0	1							
3	3	6	U	1	4	1	4,000	P	S	0	1							
3	3	7	U	1	4	2	4,000	P	S	0	1							
3	3	8	U	1	4	3	4,000	P	S	0	1							
3	3	9	U	1	4	4	4,000	P	S	0	1							
3	4	0	U	1	4	5	4,000	P	S	0	1							
3	4	1	U	1	4	6	4,000	P	S	0	1							
3	4	2	U	1	4	7	4,000	P	S	0	1							
3	4	3	U	1	4	8	4,000	P	S	0	1							
3	4	4	U	1	4	9	4,000	P	S	0	1							
3	4	5	U	1	5	0	4,000	P	S	0	1							
3	4	6	U	1	5	1	4,000	P	S	0	1							
3	4	7	U	1	5	2	4,000	P	S	0	1							
3	4	8	U	1	5	3	4,000	P	S	0	1							
3	4	9	U	1	5	4	4,000	P	S	0	1							
3	5	0	U	1	5	5	4,000	P	S	0	1							
3	5	1	U	1	5	6	4,000	P	S	0	1							

**9. Descriptions of Hazardous Wastes (Continued. Use the Additional Sheet(s) as necessary; number pages as 5 a, etc.)**

Line Number	A. EPA Hazardous Waste No. (Enter code)						B. Estimated Annual Qty of Waste	C. Unit of Measure (Enter code)	D. PROCESSES										
	(1) PROCESS CODES (Enter code)								(2) PROCESS DESCRIPTION (If a code is not entered in 9.D(1))										
<b>Technical Area 54, Area L (Continued)</b>																			
3	5	4	U	1	5	7	4,000	P	S	0	1								
3	5	5	U	1	5	8	4,000	P	S	0	1								
3	5	6	U	1	5	9	4,000	P	S	0	1								
3	5	7	U	1	6	0	4,000	P	S	0	1								
3	5	8	U	1	6	1	4,000	P	S	0	1								
3	5	9	U	1	6	2	4,000	P	S	0	1								
3	6	0	U	1	6	3	4,000	P	S	0	1								
3	6	1	U	1	6	4	4,000	P	S	0	1								
3	6	2	U	1	6	5	4,000	P	S	0	1								
3	6	3	U	1	6	6	4,000	P	S	0	1								
3	6	4	U	1	6	7	4,000	P	S	0	1								
3	6	5	U	1	6	8	4,000	P	S	0	1								
3	6	6	U	1	6	9	4,000	P	S	0	1								
3	6	7	U	1	7	0	4,000	P	S	0	1								
3	6	8	U	1	7	1	4,000	P	S	0	1								
3	6	9	U	1	7	2	4,000	P	S	0	1								
3	7	0	U	1	7	3	4,000	P	S	0	1								
3	7	1	U	1	7	4	4,000	P	S	0	1								
3	7	2	U	1	7	6	4,000	P	S	0	1								
3	7	3	U	1	7	7	4,000	P	S	0	1								
3	7	4	U	1	7	8	4,000	P	S	0	1								
3	7	5	U	1	7	9	4,000	P	S	0	1								
3	7	6	U	1	8	0	4,000	P	S	0	1								
3	7	7	U	1	8	1	4,000	P	S	0	1								
3	7	8	U	1	8	2	4,000	P	S	0	1								
3	7	9	U	1	8	3	4,000	P	S	0	1								
3	8	0	U	1	8	4	4,000	P	S	0	1								
3	8	1	U	1	8	5	4,000	P	S	0	1								
3	8	2	U	1	8	6	4,000	P	S	0	1								
3	8	3	U	1	8	7	4,000	P	S	0	1								
3	8	4	U	1	8	8	4,000	P	S	0	1								
3	8	5	U	1	8	9	4,000	P	S	0	1								
3	8	6	U	1	9	0	4,000	P	S	0	1								
3	8	7	U	1	9	1	4,000	P	S	0	1								
3	8	8	U	1	9	2	4,000	P	S	0	1								
3	8	9	U	1	9	3	4,000	P	S	0	1								
3	9	0	U	1	9	4	4,000	P	S	0	1								
3	5	4	U	1	9	6	4,000	P	S	0	1								
3	5	5	U	1	9	7	4,000	P	S	0	1								

**9. Descriptions of Hazardous Wastes (Continued. Use the Additional Sheet(s) as necessary; number pages as 5 a, etc.)**

Line Number	A. EPA Hazardous Waste No. (Enter code)						B. Estimated Annual Qty of Waste	C. Unit of Measure (Enter code)	D. PROCESSES							
	(1) PROCESS CODES (Enter code)								(2) PROCESS DESCRIPTION (If a code is not entered in 9.D(1))							
<b>Technical Area 54, Area L (Continued)</b>																
3	9	1	U	2	0	0	4,000	P	S	0	1					
3	9	2	U	2	0	1	4,000	P	S	0	1					
3	9	3	U	2	0	2	4,000	P	S	0	1					
3	9	4	U	2	0	3	4,000	P	S	0	1					
3	9	5	U	2	0	4	4,000	P	S	0	1					
3	9	6	U	2	0	5	4,000	P	S	0	1					
3	9	7	U	2	0	6	4,000	P	S	0	1					
3	9	8	U	2	0	7	4,000	P	S	0	1					
3	9	9	U	2	0	8	4,000	P	S	0	1					
4	0	0	U	2	0	9	4,000	P	S	0	1					
4	0	1	U	2	1	0	4,000	P	S	0	1					
4	0	2	U	2	1	1	4,000	P	S	0	1					
4	0	3	U	2	1	3	4,000	P	S	0	1					
4	0	4	U	2	1	4	4,000	P	S	0	1					
4	0	5	U	2	1	5	4,000	P	S	0	1					
4	0	6	U	2	1	6	4,000	P	S	0	1					
4	0	7	U	2	1	7	4,000	P	S	0	1					
4	0	8	U	2	1	8	4,000	P	S	0	1					
4	0	9	U	2	1	9	4,000	P	S	0	1					
4	1	0	U	2	2	0	7,000	P	S	0	1					
4	1	1	U	2	2	1	4,000	P	S	0	1					
4	1	2	U	2	2	2	4,000	P	S	0	1					
4	1	3	U	2	2	3	4,000	P	S	0	1					
4	1	4	U	2	2	5	4,000	P	S	0	1					
4	1	5	U	2	2	6	7,000	P	S	0	1					
4	1	6	U	2	2	7	4,000	P	S	0	1					
4	1	7	U	2	2	8	7,000	P	S	0	1					
4	1	8	U	2	3	4	4,000	P	S	0	1					
4	1	9	U	2	3	5	4,000	P	S	0	1					
4	2	0	U	2	3	6	4,000	P	S	0	1					
4	2	1	U	2	3	7	4,000	P	S	0	1					
4	2	2	U	2	3	8	4,000	P	S	0	1					
4	2	3	U	2	3	9	7,000	P	S	0	1					
4	2	4	U	2	4	0	4,000	P	S	0	1					
4	2	5	U	2	4	3	4,000	P	S	0	1					
4	2	6	U	2	4	4	4,000	P	S	0	1					
4	2	7	U	2	4	6	4,000	P	S	0	1					
4	2	8	U	2	4	7	4,000	P	S	0	1					
4	2	9	U	2	4	8	4,000	P	S	0	1					





**9. Descriptions of Hazardous Wastes (Continued. Use the Additional Sheet(s) as necessary; number pages as 5 a, etc.)**

Line Number	A. EPA Hazardous Waste No. (Enter code)					B. Estimated Annual Qty of Waste	C. Unit of Measure (Enter code)	D. PROCESSES									
								(1) PROCESS CODES (Enter code)					(2) PROCESS DESCRIPTION (If a code is not entered in 9.D(1))				
<b>Technical Area 54, Material Disposal Area L (Impoundments B and D/Shafts 1, 13-17, and 19-34)<sup>a,b</sup></b>																	
	1	D	0	0	1	82,000	P	D	8	0							
	2	D	0	0	2	17,200	P	D	8	0							
	3	D	0	0	3	750	P	D	8	0							
	4	D	0	0	4	1,700	P	D	8	0							
	5	D	0	0	6	650	P	D	8	0							
	6	D	0	0	7	1,000	P	D	8	0							
	7	D	0	0	8	1,250	P	D	8	0							
	8	D	0	0	9	2,200	P	D	8	0							
	9	D	0	1	1	100	P	D	8	0							
1	0	D	0	1	6	600	P	D	8	0							
1	1	F	0	0	2	1,400	P	D	8	0							
1	2	P	0	1	5	4,000	P	D	8	0							
1	3	P	0	8	7	15	P	D	8	0							
1	4	U	0	0	2	5,000	P	D	8	0							
1	5	U	0	1	9	200	P	D	8	0							
1	6	U	0	6	9	500	P	D	8	0							
1	7	U	0	8	0	2,000	P	D	8	0							
1	8	U	1	2	2	550	P	D	8	0							
1	9	U	1	5	1	35	P	D	8	0							
2	0	U	1	5	4	550	P	D	8	0							
2	1	U	1	5	9	300	P	D	8	0							
2	2	U	1	6	1	500	P	D	8	0							
2	3	U	1	6	5	140	P	D	8	0							
2	4	U	2	2	0	620	P	D	8	0							
2	5	U	2	2	6	10,000	P	D	8	0							
2	6	U	2	2	8	4,400	P	D	8	0							
2	7	U	2	3	9	345	P	D	8	0							
2	8																
2	9																
3	0																
3	1																
3	2																
3	3																
3	4																
3	5																
3	6																
3	7																
3	8																
3	9																

<sup>a</sup> Based on historical data from waste operations personnel.

<sup>b</sup> To be closed in accordance with Code of Federal Regulations (CFR), Title 40, Part 265, Subpart G. Permitted status is not requested.



**9. Descriptions of Hazardous Wastes (Continued. Use the Additional Sheet(s) as necessary; number pages as 5 a, etc.)**

Line Number	A. EPA Hazardous Waste No. (Enter code)					B. Estimated Annual Qty of Waste	C. Unit of Measure (Enter code)	D. PROCESSES									
								(1) PROCESS CODES (Enter code)					(2) PROCESS DESCRIPTION (If a code is not entered in 9.D(1))				
<b>Technical Area 54, Area G (Continued)</b>																	
4	0	D	0	4	0	25,000	P	S	0	1							
4	1	D	0	4	1	17,000	P	S	0	1							
4	2	D	0	4	2	22,000	P	S	0	1							
4	3	D	0	4	3	25,000	P	S	0	1							
4	4	F	0	0	1	6,410,000	P	S	0	1							
4	5	F	0	0	2	3,450,000	P	S	0	1							
4	6	F	0	0	3	2,850,000	P	S	0	1							
4	7	F	0	0	4	35,000	P	S	0	1							
4	8	F	0	0	5	3,250,000	P	S	0	1							
4	9	F	0	0	6	7,000	P	S	0	1							
5	0	F	0	0	7	18,000	P	S	0	1							
5	1	F	0	0	8	7,000	P	S	0	1							
5	2	F	0	0	9	8,000	P	S	0	1							
5	3	F	0	1	0	4,000	P	S	0	1							
5	4	F	0	1	1	4,000	P	S	0	1							
5	5	F	0	1	2	4,000	P	S	0	1							
5	6	F	0	1	9	4,000	P	S	0	1							
5	7	F	0	2	0	4,000	P	S	0	1							
5	8	F	0	2	1	4,000	P	S	0	1							
5	9	F	0	2	2	4,000	P	S	0	1							
6	0	F	0	2	3	4,000	P	S	0	1							
6	1	F	0	2	4	4,000	P	S	0	1							
6	2	F	0	2	5	4,000	P	S	0	1							
6	3	F	0	2	6	4,000	P	S	0	1							
6	4	F	0	2	7	4,000	P	S	0	1							
6	5	F	0	2	8	4,000	P	S	0	1							
6	6	F	0	3	2	4,000	P	S	0	1							
6	7	F	0	3	4	4,000	P	S	0	1							
6	8	F	0	3	5	4,000	P	S	0	1							
6	9	F	0	3	7	4,000	P	S	0	1							
7	0	F	0	3	8	4,000	P	S	0	1							
7	1	F	0	3	9	4,000	P	S	0	1							
7	2	K	0	4	4	22,000	P	S	0	1							
7	3	K	0	4	5	4,000	P	S	0	1							
7	4	K	0	4	6	4,000	P	S	0	1							
7	5	K	0	4	7	4,000	P	S	0	1							
7	6	K	0	8	4	500	P	S	0	1							
7	7	K	1	0	1	500	P	S	0	1							
7	8	K	1	0	2	500	P	S	0	1							

**9. Descriptions of Hazardous Wastes (Continued. Use the Additional Sheet(s) as necessary; number pages as 5 a, etc.)**

Line Number	A. EPA Hazardous Waste No. (Enter code)						B. Estimated Annual Qty of Waste	C. Unit of Measure (Enter code)	D. PROCESSES							
	(1) PROCESS CODES (Enter code)								(2) PROCESS DESCRIPTION (If a code is not entered in 9.D(1))							
<b>Technical Area 54, Area G (Continued)</b>																
7	9	P	0	0	1	4,000	P	S	0	1						
8	0	P	0	0	2	4,000	P	S	0	1						
8	1	P	0	0	3	4,100	P	S	0	1						
8	2	P	0	0	4	4,000	P	S	0	1						
8	3	P	0	0	5	4,000	P	S	0	1						
8	4	P	0	0	6	4,000	P	S	0	1						
8	5	P	0	0	7	4,000	P	S	0	1						
8	6	P	0	0	8	4,000	P	S	0	1						
8	7	P	0	0	9	4,000	P	S	0	1						
8	8	P	0	1	0	4,000	P	S	0	1						
8	9	P	0	1	1	4,000	P	S	0	1						
9	0	P	0	1	2	4,100	P	S	0	1						
9	1	P	0	1	3	4,000	P	S	0	1						
9	2	P	0	1	4	4,000	P	S	0	1						
9	3	P	0	1	5	4,100	P	S	0	1						
9	4	P	0	1	6	4,000	P	S	0	1						
9	5	P	0	1	7	4,000	P	S	0	1						
9	6	P	0	1	8	4,000	P	S	0	1						
9	7	P	0	2	0	4,000	P	S	0	1						
9	8	P	0	2	1	4,000	P	S	0	1						
9	9	P	0	2	2	4,000	P	S	0	1						
1	0	0	P	0	2	3	4,000	P	S	0	1					
1	0	1	P	0	2	4	4,000	P	S	0	1					
1	0	2	P	0	2	6	4,000	P	S	0	1					
1	0	3	P	0	2	7	4,000	P	S	0	1					
1	0	4	P	0	2	8	4,000	P	S	0	1					
1	0	5	P	0	2	9	4,100	P	S	0	1					
1	0	6	P	0	3	0	4,100	P	S	0	1					
1	0	7	P	0	3	1	4,100	P	S	0	1					
1	0	8	P	0	3	3	4,000	P	S	0	1					
1	0	9	P	0	3	4	4,000	P	S	0	1					
1	1	0	P	0	3	6	4,000	P	S	0	1					
1	1	1	P	0	3	7	4,000	P	S	0	1					
1	1	2	P	0	3	8	4,100	P	S	0	1					
1	1	3	P	0	3	9	4,000	P	S	0	1					
1	1	4	P	0	4	0	4,000	P	S	0	1					
1	1	5	P	0	4	1	4,000	P	S	0	1					
1	1	6	P	0	4	2	4,000	P	S	0	1					
1	1	7	P	0	4	3	4,000	P	S	0	1					

**9. Descriptions of Hazardous Wastes (Continued. Use the Additional Sheet(s) as necessary; number pages as 5 a, etc.)**

Line Number	A. EPA Hazardous Waste No. (Enter code)						B. Estimated Annual Qty of Waste	C. Unit of Measure (Enter code)	D. PROCESSES									
	(1) PROCESS CODES (Enter code)										(2) PROCESS DESCRIPTION (If a code is not entered in 9.D(1))							
<b>Technical Area 54, Area G (Continued)</b>																		
1	1	8	P	0	4	4	4,000	P	S	0	1							
1	1	9	P	0	4	5	4,000	P	S	0	1							
1	2	0	P	0	4	6	4,000	P	S	0	1							
1	2	1	P	0	4	7	4,000	P	S	0	1							
1	2	2	P	0	4	8	4,000	P	S	0	1							
1	2	3	P	0	4	9	4,000	P	S	0	1							
1	2	4	P	0	5	0	4,000	P	S	0	1							
1	2	5	P	0	5	1	4,000	P	S	0	1							
1	2	6	P	0	5	4	4,000	P	S	0	1							
1	2	7	P	0	5	6	4,100	P	S	0	1							
1	2	8	P	0	5	7	4,000	P	S	0	1							
1	2	9	P	0	5	8	4,000	P	S	0	1							
1	3	0	P	0	5	9	4,000	P	S	0	1							
1	3	1	P	0	6	0	4,000	P	S	0	1							
1	3	2	P	0	6	2	4,000	P	S	0	1							
1	3	3	P	0	6	3	4,100	P	S	0	1							
1	3	4	P	0	6	4	4,000	P	S	0	1							
1	3	5	P	0	6	5	4,000	P	S	0	1							
1	3	6	P	0	6	6	4,000	P	S	0	1							
1	3	7	P	0	6	7	4,000	P	S	0	1							
1	3	8	P	0	6	8	4,100	P	S	0	1							
1	3	9	P	0	6	9	4,000	P	S	0	1							
1	4	0	P	0	7	0	4,000	P	S	0	1							
1	4	1	P	0	7	1	4,000	P	S	0	1							
1	4	2	P	0	7	2	4,000	P	S	0	1							
1	4	3	P	0	7	3	4,100	P	S	0	1							
1	4	4	P	0	7	4	4,000	P	S	0	1							
1	4	5	P	0	7	5	4,000	P	S	0	1							
1	4	6	P	0	7	6	4,000	P	S	0	1							
1	4	7	P	0	7	7	4,000	P	S	0	1							
1	4	8	P	0	7	8	4,000	P	S	0	1							
1	4	9	P	0	8	1	4,000	P	S	0	1							
1	5	0	P	0	8	2	4,000	P	S	0	1							
1	5	1	P	0	8	4	4,000	P	S	0	1							
1	5	2	P	0	8	5	4,000	P	S	0	1							
1	5	3	P	0	8	7	4,000	P	S	0	1							
1	5	4	P	0	8	8	4,000	P	S	0	1							
1	5	5	P	0	8	9	4,000	P	S	0	1							
1	5	6	P	0	9	2	4,000	P	S	0	1							

**9. Descriptions of Hazardous Wastes (Continued. Use the Additional Sheet(s) as necessary; number pages as 5 a, etc.)**

Line Number	A. EPA Hazardous Waste No. (Enter code)						B. Estimated Annual Qty of Waste	C. Unit of Measure (Enter code)	D. PROCESSES									
	(1) PROCESS CODES (Enter code)										(2) PROCESS DESCRIPTION (If a code is not entered in 9.D(1))							
<b>Technical Area 54, Area G (Continued)</b>																		
1	5	7	P	0	9	3	4,000	P	S	0	1							
1	5	8	P	0	9	4	4,000	P	S	0	1							
1	5	9	P	0	9	5	4,100	P	S	0	1							
1	6	0	P	0	9	6	4,100	P	S	0	1							
1	6	1	P	0	9	7	4,000	P	S	0	1							
1	6	2	P	0	9	8	4,100	P	S	0	1							
1	6	3	P	0	9	9	4,000	P	S	0	1							
1	6	4	P	1	0	1	4,000	P	S	0	1							
1	6	5	P	1	0	2	4,000	P	S	0	1							
1	6	6	P	1	0	3	4,000	P	S	0	1							
1	6	7	P	1	0	4	4,000	P	S	0	1							
1	6	8	P	1	0	5	4,000	P	S	0	1							
1	6	9	P	1	0	6	4,100	P	S	0	1							
1	7	0	P	1	0	8	4,000	P	S	0	1							
1	7	1	P	1	0	9	4,000	P	S	0	1							
1	7	2	P	1	1	0	4,000	P	S	0	1							
1	7	3	P	1	1	1	4,000	P	S	0	1							
1	7	4	P	1	1	2	4,000	P	S	0	1							
1	7	5	P	1	1	3	4,000	P	S	0	1							
1	7	6	P	1	1	4	4,000	P	S	0	1							
1	7	7	P	1	1	5	4,000	P	S	0	1							
1	7	8	P	1	1	6	4,000	P	S	0	1							
1	7	9	P	1	1	8	4,000	P	S	0	1							
1	8	0	P	1	1	9	4,000	P	S	0	1							
1	8	1	P	1	2	0	4,100	P	S	0	1							
1	8	2	P	1	2	1	4,000	P	S	0	1							
1	8	3	P	1	2	2	4,000	P	S	0	1							
1	8	4	P	1	2	3	4,000	P	S	0	1							
1	8	5	P	1	2	7	4,000	P	S	0	1							
1	8	6	P	1	2	8	4,000	P	S	0	1							
1	8	7	P	1	8	5	4,000	P	S	0	1							
1	8	8	P	1	8	8	4,000	P	S	0	1							
1	8	9	P	1	8	9	4,000	P	S	0	1							
1	9	0	P	1	9	0	4,000	P	S	0	1							
1	9	1	P	1	9	1	4,000	P	S	0	1							
1	9	2	P	1	9	2	4,000	P	S	0	1							
1	9	3	P	1	9	4	4,000	P	S	0	1							
1	9	4	P	1	9	6	4,000	P	S	0	1							
1	9	5	P	1	9	7	4,000	P	S	0	1							

**9. Descriptions of Hazardous Wastes (Continued. Use the Additional Sheet(s) as necessary; number pages as 5 a, etc.)**

Line Number	A. EPA Hazardous Waste No. (Enter code)						B. Estimated Annual Qty of Waste	C. Unit of Measure (Enter code)	D. PROCESSES									
	(1) PROCESS CODES (Enter code)										(2) PROCESS DESCRIPTION (If a code is not entered in 9.D(1))							
<b>Technical Area 54, Area G (Continued)</b>																		
1	9	6	P	1	9	8	4,000	P	S	0	1							
1	9	7	P	1	9	9	4,000	P	S	0	1							
1	9	8	P	2	0	1	4,000	P	S	0	1							
1	9	9	P	2	0	2	4,000	P	S	0	1							
2	0	0	P	2	0	3	4,000	P	S	0	1							
2	0	1	P	2	0	4	4,000	P	S	0	1							
2	0	2	P	2	0	5	4,000	P	S	0	1							
2	0	3	U	0	0	1	4,100	P	S	0	1							
2	0	4	U	0	0	2	7,100	P	S	0	1							
2	0	5	U	0	0	3	4,100	P	S	0	1							
2	0	6	U	0	0	4	4,000	P	S	0	1							
2	0	7	U	0	0	5	4,000	P	S	0	1							
2	0	8	U	0	0	6	4,000	P	S	0	1							
2	0	9	U	0	0	7	4,000	P	S	0	1							
2	1	0	U	0	0	8	4,000	P	S	0	1							
2	1	1	U	0	0	9	4,000	P	S	0	1							
2	1	2	U	0	1	0	4,000	P	S	0	1							
2	1	3	U	0	1	1	4,000	P	S	0	1							
2	1	4	U	0	1	2	4,100	P	S	0	1							
2	1	5	U	0	1	4	4,000	P	S	0	1							
2	1	6	U	0	1	5	4,000	P	S	0	1							
2	1	7	U	0	1	6	4,000	P	S	0	1							
2	1	8	U	0	1	7	4,000	P	S	0	1							
2	1	9	U	0	1	8	4,000	P	S	0	1							
2	2	0	U	0	1	9	4,100	P	S	0	1							
2	2	1	U	0	2	0	4,000	P	S	0	1							
2	2	2	U	0	2	1	4,000	P	S	0	1							
2	2	3	U	0	2	2	4,100	P	S	0	1							
2	2	4	U	0	2	3	4,000	P	S	0	1							
2	2	5	U	0	2	4	4,000	P	S	0	1							
2	2	6	U	0	2	5	4,000	P	S	0	1							
2	2	7	U	0	2	6	4,000	P	S	0	1							
2	2	8	U	0	2	7	4,000	P	S	0	1							
2	2	9	U	0	2	8	4,000	P	S	0	1							
2	3	0	U	0	2	9	4,100	P	S	0	1							
2	3	1	U	0	3	0	4,000	P	S	0	1							
2	3	2	U	0	3	1	4,100	P	S	0	1							
2	3	3	U	0	3	2	4,000	P	S	0	1							
2	3	4	U	0	3	3	4,000	P	S	0	1							

**9. Descriptions of Hazardous Wastes (Continued. Use the Additional Sheet(s) as necessary; number pages as 5 a, etc.)**

Line Number	A. EPA Hazardous Waste No. (Enter code)						B. Estimated Annual Qty of Waste	C. Unit of Measure (Enter code)	D. PROCESSES									
	(1) PROCESS CODES (Enter code)										(2) PROCESS DESCRIPTION (If a code is not entered in 9.D(1))							
<b>Technical Area 54, Area G (Continued)</b>																		
2	3	5	U	0	3	4	4,000	P	S	0	1							
2	3	6	U	0	3	5	4,000	P	S	0	1							
2	3	7	U	0	3	6	4,000	P	S	0	1							
2	3	8	U	0	3	7	4,100	P	S	0	1							
2	3	9	U	0	3	8	4,000	P	S	0	1							
2	4	0	U	0	3	9	4,000	P	S	0	1							
2	4	1	U	0	4	1	4,000	P	S	0	1							
2	4	2	U	0	4	2	4,000	P	S	0	1							
2	4	3	U	0	4	3	4,000	P	S	0	1							
2	4	4	U	0	4	4	4,100	P	S	0	1							
2	4	5	U	0	4	5	4,100	P	S	0	1							
2	4	6	U	0	4	6	4,000	P	S	0	1							
2	4	7	U	0	4	7	4,000	P	S	0	1							
2	4	8	U	0	4	8	4,000	P	S	0	1							
2	4	9	U	0	4	9	4,000	P	S	0	1							
2	5	0	U	0	5	0	4,000	P	S	0	1							
2	5	1	U	0	5	1	4,000	P	S	0	1							
2	5	2	U	0	5	2	4,100	P	S	0	1							
2	5	3	U	0	5	3	4,000	P	S	0	1							
2	5	4	U	0	5	5	4,000	P	S	0	1							
2	5	5	U	0	5	6	4,100	P	S	0	1							
2	5	6	U	0	5	7	4,100	P	S	0	1							
2	5	7	U	0	5	8	4,000	P	S	0	1							
2	5	8	U	0	5	9	4,000	P	S	0	1							
2	5	9	U	0	6	0	4,000	P	S	0	1							
2	6	0	U	0	6	1	4,000	P	S	0	1							
2	6	1	U	0	6	2	4,000	P	S	0	1							
2	6	2	U	0	6	3	4,000	P	S	0	1							
2	6	3	U	0	6	4	4,000	P	S	0	1							
2	6	4	U	0	6	6	4,000	P	S	0	1							
2	6	5	U	0	6	7	4,000	P	S	0	1							
2	6	6	U	0	6	8	4,000	P	S	0	1							
2	6	7	U	0	6	9	4,000	P	S	0	1							
2	6	8	U	0	7	0	4,000	P	S	0	1							
2	6	9	U	0	7	1	4,000	P	S	0	1							
2	7	0	U	0	7	2	4,000	P	S	0	1							
2	7	1	U	0	7	3	4,000	P	S	0	1							
2	7	2	U	0	7	4	4,000	P	S	0	1							
2	7	3	U	0	7	5	4,100	P	S	0	1							



**9. Descriptions of Hazardous Wastes (Continued. Use the Additional Sheet(s) as necessary; number pages as 5 a, etc.)**

Line Number	A. EPA Hazardous Waste No. (Enter code)						B. Estimated Annual Qty of Waste	C. Unit of Measure (Enter code)	D. PROCESSES									
	(1) PROCESS CODES (Enter code)										(2) PROCESS DESCRIPTION (If a code is not entered in 9.D(1))							
<b>Technical Area 54, Area G (Continued)</b>																		
2	7	4	U	0	7	6	4,000	P	S	0	1							
2	7	5	U	0	7	7	4,100	P	S	0	1							
2	7	6	U	0	7	8	4,000	P	S	0	1							
2	7	7	U	0	7	9	4,000	P	S	0	1							
2	7	8	U	0	8	0	12,000	P	S	0	1							
2	7	9	U	0	8	1	4,000	P	S	0	1							
2	8	0	U	0	8	2	4,000	P	S	0	1							
2	8	1	U	0	8	3	4,000	P	S	0	1							
2	8	2	U	0	8	4	4,000	P	S	0	1							
2	8	3	U	0	8	5	4,000	P	S	0	1							
2	8	4	U	0	8	6	4,000	P	S	0	1							
2	8	5	U	0	8	7	4,000	P	S	0	1							
2	8	6	U	0	8	8	4,000	P	S	0	1							
2	8	7	U	0	8	9	4,000	P	S	0	1							
2	8	8	U	0	9	0	4,000	P	S	0	1							
2	8	9	U	0	9	1	4,000	P	S	0	1							
2	9	0	U	0	9	2	4,000	P	S	0	1							
2	9	1	U	0	9	3	4,000	P	S	0	1							
2	9	2	U	0	9	4	4,000	P	S	0	1							
2	9	3	U	0	9	5	4,000	P	S	0	1							
2	9	4	U	0	9	6	4,000	P	S	0	1							
2	9	5	U	0	9	7	4,000	P	S	0	1							
2	9	6	U	0	9	8	4,000	P	S	0	1							
2	9	7	U	0	9	9	4,000	P	S	0	1							
2	9	8	U	1	0	1	4,000	P	S	0	1							
2	9	9	U	1	0	2	4,000	P	S	0	1							
3	0	0	U	1	0	3	4,000	P	S	0	1							
3	0	1	U	1	0	5	4,000	P	S	0	1							
3	0	2	U	1	0	6	4,000	P	S	0	1							
3	0	3	U	1	0	7	4,000	P	S	0	1							
3	0	4	U	1	0	8	4,100	P	S	0	1							
3	0	5	U	1	0	9	4,000	P	S	0	1							
3	0	6	U	1	1	0	4,000	P	S	0	1							
3	0	7	U	1	1	1	4,000	P	S	0	1							
3	0	8	U	1	1	2	4,100	P	S	0	1							
3	0	9	U	1	1	3	4,000	P	S	0	1							
3	1	0	U	1	1	4	4,000	P	S	0	1							
3	1	1	U	1	1	5	4,100	P	S	0	1							
3	1	2	U	1	1	6	4,000	P	S	0	1							

**9. Descriptions of Hazardous Wastes (Continued. Use the Additional Sheet(s) as necessary; number pages as 5 a, etc.)**

Line Number	A. EPA Hazardous Waste No. (Enter code)						B. Estimated Annual Qty of Waste	C. Unit of Measure (Enter code)	D. PROCESSES									
	(1) PROCESS CODES (Enter code)										(2) PROCESS DESCRIPTION (If a code is not entered in 9.D(1))							
<b>Technical Area 54, Area G (Continued)</b>																		
3	1	3	U	1	1	7	4,100	P	S	0	1							
3	1	4	U	1	1	8	4,000	P	S	0	1							
3	1	5	U	1	1	9	4,000	P	S	0	1							
3	1	6	U	1	2	0	4,000	P	S	0	1							
3	1	7	U	1	2	1	4,100	P	S	0	1							
3	1	8	U	1	2	2	7,100	P	S	0	1							
3	1	9	U	1	2	3	4,100	P	S	0	1							
3	2	0	U	1	2	4	4,000	P	S	0	1							
3	2	1	U	1	2	5	4,000	P	S	0	1							
3	2	2	U	1	2	6	4,000	P	S	0	1							
3	2	3	U	1	2	7	4,000	P	S	0	1							
3	2	4	U	1	2	8	4,000	P	S	0	1							
3	2	5	U	1	2	9	4,000	P	S	0	1							
3	2	6	U	1	3	0	4,000	P	S	0	1							
3	2	7	U	1	3	1	4,100	P	S	0	1							
3	2	8	U	1	3	2	4,000	P	S	0	1							
3	2	9	U	1	3	3	4,100	P	S	0	1							
3	3	0	U	1	3	4	12,100	P	S	0	1							
3	3	1	U	1	3	5	4,100	P	S	0	1							
3	3	2	U	1	3	6	4,000	P	S	0	1							
3	3	3	U	1	3	7	4,000	P	S	0	1							
3	3	4	U	1	3	8	4,000	P	S	0	1							
3	3	5	U	1	4	0	4,100	P	S	0	1							
3	3	6	U	1	4	1	4,000	P	S	0	1							
3	3	7	U	1	4	2	4,000	P	S	0	1							
3	3	8	U	1	4	3	4,000	P	S	0	1							
3	3	9	U	1	4	4	4,100	P	S	0	1							
3	4	0	U	1	4	5	4,000	P	S	0	1							
3	4	1	U	1	4	6	4,000	P	S	0	1							
3	4	2	U	1	4	7	4,000	P	S	0	1							
3	4	3	U	1	4	8	4,000	P	S	0	1							
3	4	4	U	1	4	9	4,000	P	S	0	1							
3	4	5	U	1	5	0	4,000	P	S	0	1							
3	4	6	U	1	5	1	7,100	P	S	0	1							
3	4	7	U	1	5	2	4,000	P	S	0	1							
3	4	8	U	1	5	3	4,000	P	S	0	1							
3	4	9	U	1	5	4	4,100	P	S	0	1							
3	5	0	U	1	5	5	4,000	P	S	0	1							
3	5	1	U	1	5	6	4,000	P	S	0	1							

**9. Descriptions of Hazardous Wastes (Continued. Use the Additional Sheet(s) as necessary; number pages as 5 a, etc.)**

Line Number	A. EPA Hazardous Waste No. (Enter code)						B. Estimated Annual Qty of Waste	C. Unit of Measure (Enter code)	D. PROCESSES							
	(1) PROCESS CODES (Enter code)								(2) PROCESS DESCRIPTION (If a code is not entered in 9.D(1))							
<b>Technical Area 54, Area G (Continued)</b>																
3	5	2	U	1	5	7	4,000	P	S	0	1					
3	5	3	U	1	5	8	4,000	P	S	0	1					
3	5	4	U	1	5	9	4,100	P	S	0	1					
3	5	5	U	1	6	0	4,100	P	S	0	1					
3	5	6	U	1	6	1	4,100	P	S	0	1					
3	5	7	U	1	6	2	4,000	P	S	0	1					
3	5	8	U	1	6	3	4,000	P	S	0	1					
3	5	9	U	1	6	4	4,000	P	S	0	1					
3	6	0	U	1	6	5	4,100	P	S	0	1					
3	6	1	U	1	6	6	4,000	P	S	0	1					
3	6	2	U	1	6	7	4,000	P	S	0	1					
3	6	3	U	1	6	8	4,000	P	S	0	1					
3	6	4	U	1	6	9	4,100	P	S	0	1					
3	6	5	U	1	7	0	4,000	P	S	0	1					
3	6	6	U	1	7	1	4,000	P	S	0	1					
3	6	7	U	1	7	2	4,000	P	S	0	1					
3	6	8	U	1	7	3	4,000	P	S	0	1					
3	6	9	U	1	7	4	4,000	P	S	0	1					
3	7	0	U	1	7	6	4,000	P	S	0	1					
3	7	1	U	1	7	7	4,000	P	S	0	1					
3	7	2	U	1	7	8	4,000	P	S	0	1					
3	7	3	U	1	7	9	4,000	P	S	0	1					
3	7	4	U	1	8	0	4,000	P	S	0	1					
3	7	5	U	1	8	1	4,000	P	S	0	1					
3	7	6	U	1	8	2	4,000	P	S	0	1					
3	7	7	U	1	8	3	4,000	P	S	0	1					
3	7	8	U	1	8	4	4,000	P	S	0	1					
3	7	9	U	1	8	5	4,000	P	S	0	1					
3	8	0	U	1	8	6	4,000	P	S	0	1					
3	8	1	U	1	8	7	4,000	P	S	0	1					
3	8	2	U	1	8	8	4,100	P	S	0	1					
3	8	3	U	1	8	9	4,000	P	S	0	1					
3	8	4	U	1	9	0	4,100	P	S	0	1					
3	8	5	U	1	9	1	4,000	P	S	0	1					
3	8	6	U	1	9	2	4,000	P	S	0	1					
3	8	7	U	1	9	3	4,000	P	S	0	1					
3	8	8	U	1	9	4	4,000	P	S	0	1					
3	8	9	U	1	9	6	4,100	P	S	0	1					
3	9	0	U	1	9	7	4,000	P	S	0	1					

**9. Descriptions of Hazardous Wastes (Continued. Use the Additional Sheet(s) as necessary; number pages as 5 a, etc.)**

Line Number	A. EPA Hazardous Waste No. (Enter code)						B. Estimated Annual Qty of Waste	C. Unit of Measure (Enter code)	D. PROCESSES									
	(1) PROCESS CODES (Enter code)										(2) PROCESS DESCRIPTION (If a code is not entered in 9.D(1))							
<b>Technical Area 54, Area G (Continued)</b>																		
3	9	1	U	2	0	0	4,000	P	S	0	1							
3	9	2	U	2	0	1	4,000	P	S	0	1							
3	9	3	U	2	0	2	4,000	P	S	0	1							
3	9	4	U	2	0	3	4,000	P	S	0	1							
3	9	5	U	2	0	4	4,100	P	S	0	1							
3	9	6	U	2	0	5	4,000	P	S	0	1							
3	9	7	U	2	0	6	4,000	P	S	0	1							
3	9	8	U	2	0	7	4,000	P	S	0	1							
3	9	9	U	2	0	8	4,000	P	S	0	1							
4	0	0	U	2	0	9	4,000	P	S	0	1							
4	0	1	U	2	1	0	4,100	P	S	0	1							
4	0	2	U	2	1	1	4,100	P	S	0	1							
4	0	3	U	2	1	3	4,100	P	S	0	1							
4	0	4	U	2	1	4	4,000	P	S	0	1							
4	0	5	U	2	1	5	4,000	P	S	0	1							
4	0	6	U	2	1	6	4,100	P	S	0	1							
4	0	7	U	2	1	7	4,000	P	S	0	1							
4	0	8	U	2	1	8	4,100	P	S	0	1							
4	0	9	U	2	1	9	4,100	P	S	0	1							
4	1	0	U	2	2	0	7,100	P	S	0	1							
4	1	1	U	2	2	1	4,000	P	S	0	1							
4	1	2	U	2	2	2	4,000	P	S	0	1							
4	1	3	U	2	2	3	4,000	P	S	0	1							
4	1	4	U	2	2	5	4,100	P	S	0	1							
4	1	5	U	2	2	6	7,100	P	S	0	1							
4	1	6	U	2	2	7	4,100	P	S	0	1							
4	1	7	U	2	2	8	7,100	P	S	0	1							
4	1	8	U	2	3	4	4,000	P	S	0	1							
4	1	9	U	2	3	5	4,000	P	S	0	1							
4	2	0	U	2	3	6	4,000	P	S	0	1							
4	2	1	U	2	3	7	4,000	P	S	0	1							
4	2	2	U	2	3	8	4,000	P	S	0	1							
4	2	3	U	2	3	9	7,100	P	S	0	1							
4	2	4	U	2	4	0	4,000	P	S	0	1							
4	2	5	U	2	4	3	4,000	P	S	0	1							
4	2	6	U	2	4	4	4,000	P	S	0	1							
4	2	7	U	2	4	6	4,100	P	S	0	1							
4	2	8	U	2	4	7	4,000	P	S	0	1							
4	2	9	U	2	4	8	4,000	P	S	0	1							



**9. Descriptions of Hazardous Wastes (Continued. Use the Additional Sheet(s) as necessary; number pages as 5 a, etc.)**

Line Number	A. EPA Hazardous Waste No. (Enter code)				B. Estimated Annual Qty of Waste	C. Unit of Measure (Enter code)	D. PROCESSES									
							(1) PROCESS CODES (Enter code)					(2) PROCESS DESCRIPTION (If a code is not entered in 9.D(1))				
<b>Technical Area 54, Material Disposal Area G (Shaft 124 and Pit 29) <sup>a, b</sup></b>																
1	D	0	0	4	850	P	D	8	0							
2	D	0	0	5	2,100	P	D	8	0							
3	D	0	0	6	4,250	P	D	8	0							
4	D	0	0	7	4,450	P	D	8	0							
5	D	0	0	8	507,100	P	D	8	0							
6	D	0	0	9	850	P	D	8	0							
7	D	0	1	0	15	P	D	8	0							
8	D	0	1	1	530	P	D	8	0							
9																
1	0															
1	1															
1	2															
1	3															
1	4															
1	5															
1	6															
1	7															
1	8															
1	9															
2	0															
2	1															
2	2															
2	3															
2	4															
2	5															
2	6															
2	7															
2	8															
2	9															
3	0															
3	1															
3	2															
3	3															
3	4															
3	5															
3	6															
3	7															
3	8															
3	9															

<sup>a</sup> Based on total estimated hazardous waste chemical inventory from the TA-54 RFI Report, Los Alamos National Laboratory, Los Alamos, New Mexico, March 2000.

<sup>b</sup> To be closed in accordance with Code of Federal Regulations (CFR), Title 40, Part 265, Subpart G. Permitted status is not requested.

**9. Descriptions of Hazardous Wastes (Continued. Use the Additional Sheet(s) as necessary; number pages as 5 a, etc.)**

Line Number	A. EPA Hazardous Waste No. (Enter code)					B. Estimated Annual Qty of Waste	C. Unit of Measure (Enter code)	D. PROCESSES									
								(1) PROCESS CODES (Enter code)					(2) PROCESS DESCRIPTION (If a code is not entered in 9.D(1))				
<b>Technical Area 54, West</b>																	
1	D	0	0	1	18,563	P	S	0	1								
2	D	0	0	2	9,612	P	S	0	1								
3	D	0	0	3	882	P	S	0	1								
4	D	0	0	4	6,173	P	S	0	1								
5	D	0	0	5	5,644	P	S	0	1								
6	D	0	0	6	906,805	P	S	0	1								
7	D	0	0	7	946,136	P	S	0	1								
8	D	0	0	8	2,147,302	P	S	0	1								
9	D	0	0	9	65,433	P	S	0	1								
1	0	D	0	1	0	6,790	P	S	0	1							
1	1	D	0	1	1	7,584	P	S	0	1							
1	2	D	0	1	2	9,000	P	S	0	1							
1	3	D	0	1	3	2,000	P	S	0	1							
1	4	D	0	1	4	2,000	P	S	0	1							
1	5	D	0	1	5	3,500	P	S	0	1							
1	6	D	0	1	6	2,000	P	S	0	1							
1	7	D	0	1	7	2,000	P	S	0	1							
1	8	D	0	1	8	353	P	S	0	1							
1	9	D	0	1	9	7,055	P	S	0	1							
2	0	D	0	2	0	15,000	P	S	0	1							
2	1	D	0	2	1	1,220	P	S	0	1							
2	2	D	0	2	2	1,676	P	S	0	1							
2	3	D	0	2	3	2,000	P	S	0	1							
2	4	D	0	2	4	2,000	P	S	0	1							
2	5	D	0	2	5	2,000	P	S	0	1							
2	6	D	0	2	6	2,000	P	S	0	1							
2	7	D	0	2	7	1,014	P	S	0	1							
2	8	D	0	2	8	289,600	P	S	0	1							
2	9	D	0	2	9	288,144	P	S	0	1							
3	0	D	0	3	0	6,525	P	S	0	1							
3	1	D	0	3	1	88	P	S	0	1							
3	2	D	0	3	2	4,145	P	S	0	1							
3	3	D	0	3	3	2,778	P	S	0	1							
3	4	D	0	3	4	1,455	P	S	0	1							
3	5	D	0	3	5	132	P	S	0	1							
3	6	D	0	3	6	441	P	S	0	1							
3	7	D	0	3	7	705	P	S	0	1							
3	8	D	0	3	8	88	P	S	0	1							
3	9	D	0	3	9	1,940	P	S	0	1							

**9. Descriptions of Hazardous Wastes (Continued. Use the Additional Sheet(s) as necessary; number pages as 5 a, etc.)**

Line Number	A. EPA Hazardous Waste No. (Enter code)					B. Estimated Annual Qty of Waste	C. Unit of Measure (Enter code)	D. PROCESSES									
								(1) PROCESS CODES (Enter code)					(2) PROCESS DESCRIPTION (If a code is not entered in 9.D(1))				
<b>Technical Area 54, West (Continued)</b>																	
4	0	D	0	4	0	4,365	P	S	0	1							
4	1	D	0	4	1	88	P	S	0	1							
4	2	D	0	4	2	1,411	P	S	0	1							
4	3	D	0	4	3	529	P	S	0	1							
4	4	F	0	0	1	556,402	P	S	0	1							
4	5	F	0	0	2	72,003	P	S	0	1							
4	6	F	0	0	3	34,464	P	S	0	1							
4	7	F	0	0	4	2,160	P	S	0	1							
4	8	F	0	0	5	324,211	P	S	0	1							
4	9	F	0	0	6	3,500	P	S	0	1							
5	0	F	0	0	7	9,000	P	S	0	1							
5	1	F	0	0	8	3,500	P	S	0	1							
5	2	F	0	0	9	2,000	P	S	0	1							
5	3	F	0	1	0	2,000	P	S	0	1							
5	4	F	0	1	1	2,000	P	S	0	1							
5	5	F	0	1	2	2,000	P	S	0	1							
5	6	F	0	1	9	2,000	P	S	0	1							
5	7	F	0	2	0	2,000	P	S	0	1							
5	8	F	0	2	1	2,000	P	S	0	1							
5	9	F	0	2	2	2,000	P	S	0	1							
6	0	F	0	2	3	2,000	P	S	0	1							
6	1	F	0	2	4	2,000	P	S	0	1							
6	2	F	0	2	5	2,000	P	S	0	1							
6	3	F	0	2	6	2,000	P	S	0	1							
6	4	F	0	2	7	2,000	P	S	0	1							
6	5	F	0	2	8	2,000	P	S	0	1							
6	6	F	0	3	2	2,000	P	S	0	1							
6	7	F	0	3	4	2,000	P	S	0	1							
6	8	F	0	3	5	2,000	P	S	0	1							
6	9	F	0	3	7	2,000	P	S	0	1							
7	0	F	0	3	8	2,000	P	S	0	1							
7	1	F	0	3	9	2,000	P	S	0	1							
7	2	K	0	4	4	1,000	P	S	0	1							
7	3	K	0	4	5	2,000	P	S	0	1							
7	4	K	0	4	6	2,000	P	S	0	1							
7	5	K	0	4	7	2,000	P	S	0	1							
7	6	K	0	8	4	250	P	S	0	1							
7	7	K	1	0	1	250	P	S	0	1							
7	8	K	1	0	2	250	P	S	0	1							



**9. Descriptions of Hazardous Wastes (Continued. Use the Additional Sheet(s) as necessary; number pages as 5 a, etc.)**

Line Number	A. EPA Hazardous Waste No. (Enter code)						B. Estimated Annual Qty of Waste	C. Unit of Measure (Enter code)	D. PROCESSES							
	(1) PROCESS CODES (Enter code)								(2) PROCESS DESCRIPTION (If a code is not entered in 9.D(1))							
<b>Technical Area 54, West (Continued)</b>																
7	9	P	0	0	1	44	P	S	0	1						
8	0	P	0	0	2	44	P	S	0	1						
8	1	P	0	0	3	44	P	S	0	1						
8	2	P	0	0	4	44	P	S	0	1						
8	3	P	0	0	5	44	P	S	0	1						
8	4	P	0	0	6	44	P	S	0	1						
8	5	P	0	0	7	44	P	S	0	1						
8	6	P	0	0	8	44	P	S	0	1						
8	7	P	0	0	9	44	P	S	0	1						
8	8	P	0	1	0	44	P	S	0	1						
8	9	P	0	1	1	44	P	S	0	1						
9	0	P	0	1	2	44	P	S	0	1						
9	1	P	0	1	3	44	P	S	0	1						
9	2	P	0	1	4	44	P	S	0	1						
9	3	P	0	1	5	44	P	S	0	1						
9	4	P	0	1	6	44	P	S	0	1						
9	5	P	0	1	7	44	P	S	0	1						
9	6	P	0	1	8	44	P	S	0	1						
9	7	P	0	2	0	44	P	S	0	1						
9	8	P	0	2	1	44	P	S	0	1						
9	9	P	0	2	2	44	P	S	0	1						
1	0	0	P	0	2	3	44	P	S	0	1					
1	0	1	P	0	2	4	44	P	S	0	1					
1	0	2	P	0	2	6	44	P	S	0	1					
1	0	3	P	0	2	7	44	P	S	0	1					
1	0	4	P	0	2	8	44	P	S	0	1					
1	0	5	P	0	2	9	44	P	S	0	1					
1	0	6	P	0	3	0	44	P	S	0	1					
1	0	7	P	0	3	1	44	P	S	0	1					
1	0	8	P	0	3	3	44	P	S	0	1					
1	0	9	P	0	3	4	44	P	S	0	1					
1	1	0	P	0	3	6	44	P	S	0	1					
1	1	1	P	0	3	7	44	P	S	0	1					
1	1	2	P	0	3	8	44	P	S	0	1					
1	1	3	P	0	3	9	44	P	S	0	1					
1	1	4	P	0	4	0	44	P	S	0	1					
1	1	5	P	0	4	1	44	P	S	0	1					
1	1	6	P	0	4	2	44	P	S	0	1					
1	1	7	P	0	4	3	44	P	S	0	1					

**9. Descriptions of Hazardous Wastes (Continued. Use the Additional Sheet(s) as necessary; number pages as 5 a, etc.)**

Line Number	A. EPA Hazardous Waste No. (Enter code)						B. Estimated Annual Qty of Waste	C. Unit of Measure (Enter code)	D. PROCESSES									
	(1) PROCESS CODES (Enter code)										(2) PROCESS DESCRIPTION (If a code is not entered in 9.D(1))							
<b>Technical Area 54, West (Continued)</b>																		
1	1	8	P	0	4	4	44	P	S	0	1							
1	1	9	P	0	4	5	44	P	S	0	1							
1	2	0	P	0	4	6	44	P	S	0	1							
1	2	1	P	0	4	7	44	P	S	0	1							
1	2	2	P	0	4	8	44	P	S	0	1							
1	2	3	P	0	4	9	44	P	S	0	1							
1	2	4	P	0	5	0	44	P	S	0	1							
1	2	5	P	0	5	1	44	P	S	0	1							
1	2	6	P	0	5	4	44	P	S	0	1							
1	2	7	P	0	5	6	44	P	S	0	1							
1	2	8	P	0	5	7	44	P	S	0	1							
1	2	9	P	0	5	8	44	P	S	0	1							
1	3	0	P	0	5	9	44	P	S	0	1							
1	3	1	P	0	6	0	44	P	S	0	1							
1	3	2	P	0	6	2	44	P	S	0	1							
1	3	3	P	0	6	3	44	P	S	0	1							
1	3	4	P	0	6	4	44	P	S	0	1							
1	3	5	P	0	6	5	44	P	S	0	1							
1	3	6	P	0	6	6	44	P	S	0	1							
1	3	7	P	0	6	7	44	P	S	0	1							
1	3	8	P	0	6	8	44	P	S	0	1							
1	3	9	P	0	6	9	44	P	S	0	1							
1	4	0	P	0	7	0	44	P	S	0	1							
1	4	1	P	0	7	1	44	P	S	0	1							
1	4	2	P	0	7	2	44	P	S	0	1							
1	4	3	P	0	7	3	44	P	S	0	1							
1	4	4	P	0	7	4	44	P	S	0	1							
1	4	5	P	0	7	5	44	P	S	0	1							
1	4	6	P	0	7	6	44	P	S	0	1							
1	4	7	P	0	7	7	44	P	S	0	1							
1	4	8	P	0	7	8	44	P	S	0	1							
1	4	9	P	0	8	1	44	P	S	0	1							
1	5	0	P	0	8	2	44	P	S	0	1							
1	5	1	P	0	8	4	44	P	S	0	1							
1	5	2	P	0	8	5	44	P	S	0	1							
1	5	3	P	0	8	7	44	P	S	0	1							
1	5	4	P	0	8	8	44	P	S	0	1							
1	5	5	P	0	8	9	44	P	S	0	1							
1	5	6	P	0	9	2	44	P	S	0	1							

**9. Descriptions of Hazardous Wastes (Continued. Use the Additional Sheet(s) as necessary; number pages as 5 a, etc.)**

Line Number	A. EPA Hazardous Waste No. (Enter code)						B. Estimated Annual Qty of Waste	C. Unit of Measure (Enter code)	D. PROCESSES									
	(1) PROCESS CODES (Enter code)										(2) PROCESS DESCRIPTION (If a code is not entered in 9.D(1))							
<b>Technical Area 54, West (Continued)</b>																		
1	5	7	P	0	9	3	44	P	S	0	1							
1	5	8	P	0	9	4	44	P	S	0	1							
1	5	9	P	0	9	5	44	P	S	0	1							
1	6	0	P	0	9	6	44	P	S	0	1							
1	6	1	P	0	9	7	44	P	S	0	1							
1	6	2	P	0	9	8	44	P	S	0	1							
1	6	3	P	0	9	9	44	P	S	0	1							
1	6	4	P	1	0	1	44	P	S	0	1							
1	6	5	P	1	0	2	44	P	S	0	1							
1	6	6	P	1	0	3	44	P	S	0	1							
1	6	7	P	1	0	4	44	P	S	0	1							
1	6	8	P	1	0	5	44	P	S	0	1							
1	6	9	P	1	0	6	44	P	S	0	1							
1	7	0	P	1	0	8	44	P	S	0	1							
1	7	1	P	1	0	9	44	P	S	0	1							
1	7	2	P	1	1	0	44	P	S	0	1							
1	7	3	P	1	1	1	44	P	S	0	1							
1	7	4	P	1	1	2	44	P	S	0	1							
1	7	5	P	1	1	3	44	P	S	0	1							
1	7	6	P	1	1	4	44	P	S	0	1							
1	7	7	P	1	1	5	44	P	S	0	1							
1	7	8	P	1	1	6	44	P	S	0	1							
1	7	9	P	1	1	8	44	P	S	0	1							
1	8	0	P	1	1	9	44	P	S	0	1							
1	8	1	P	1	2	0	44	P	S	0	1							
1	8	2	P	1	2	1	44	P	S	0	1							
1	8	3	P	1	2	2	44	P	S	0	1							
1	8	4	P	1	2	3	44	P	S	0	1							
1	8	5	P	1	2	7	44	P	S	0	1							
1	8	6	P	1	2	8	44	P	S	0	1							
1	8	7	P	1	8	5	44	P	S	0	1							
1	8	8	P	1	8	8	44	P	S	0	1							
1	8	9	P	1	8	9	44	P	S	0	1							
1	9	0	P	1	9	0	44	P	S	0	1							
1	9	1	P	1	9	1	44	P	S	0	1							
1	9	2	P	1	9	2	44	P	S	0	1							
1	9	3	P	1	9	4	44	P	S	0	1							
1	9	4	P	1	9	6	44	P	S	0	1							
1	9	5	P	1	9	7	44	P	S	0	1							

**9. Descriptions of Hazardous Wastes (Continued. Use the Additional Sheet(s) as necessary; number pages as 5 a, etc.)**

Line Number	A. EPA Hazardous Waste No. (Enter code)			B. Estimated Annual Qty of Waste	C. Unit of Measure (Enter code)	D. PROCESSES									
	(1) PROCESS CODES (Enter code)					(2) PROCESS DESCRIPTION (If a code is not entered in 9.D(1))									
<b>Technical Area 54, West (Continued)</b>															
1	9	6	P	1	9	8	44	P	S	0	1				
1	9	7	P	1	9	9	44	P	S	0	1				
1	9	8	P	2	0	1	44	P	S	0	1				
1	9	9	P	2	0	2	44	P	S	0	1				
2	0	0	P	2	0	3	44	P	S	0	1				
2	0	1	P	2	0	4	44	P	S	0	1				
2	0	2	P	2	0	5	44	P	S	0	1				
2	0	3	U	0	0	1	44	P	S	0	1				
2	0	4	U	0	0	2	44	P	S	0	1				
2	0	5	U	0	0	3	44	P	S	0	1				
2	0	6	U	0	0	4	44	P	S	0	1				
2	0	7	U	0	0	5	44	P	S	0	1				
2	0	8	U	0	0	6	44	P	S	0	1				
2	0	9	U	0	0	7	44	P	S	0	1				
2	1	0	U	0	0	8	44	P	S	0	1				
2	1	1	U	0	0	9	44	P	S	0	1				
2	1	2	U	0	1	0	44	P	S	0	1				
2	1	3	U	0	1	1	44	P	S	0	1				
2	1	4	U	0	1	2	44	P	S	0	1				
2	1	5	U	0	1	4	44	P	S	0	1				
2	1	6	U	0	1	5	44	P	S	0	1				
2	1	7	U	0	1	6	44	P	S	0	1				
2	1	8	U	0	1	7	44	P	S	0	1				
2	1	9	U	0	1	8	44	P	S	0	1				
2	2	0	U	0	1	9	44	P	S	0	1				
2	2	1	U	0	2	0	44	P	S	0	1				
2	2	2	U	0	2	1	44	P	S	0	1				
2	2	3	U	0	2	2	44	P	S	0	1				
2	2	4	U	0	2	3	44	P	S	0	1				
2	2	5	U	0	2	4	44	P	S	0	1				
2	2	6	U	0	2	5	44	P	S	0	1				
2	2	7	U	0	2	6	44	P	S	0	1				
2	2	8	U	0	2	7	44	P	S	0	1				
2	2	9	U	0	2	8	44	P	S	0	1				
2	3	0	U	0	2	9	44	P	S	0	1				
2	3	1	U	0	3	0	44	P	S	0	1				
2	3	2	U	0	3	1	44	P	S	0	1				
2	3	3	U	0	3	2	44	P	S	0	1				
2	3	4	U	0	3	3	44	P	S	0	1				

**9. Descriptions of Hazardous Wastes (Continued. Use the Additional Sheet(s) as necessary; number pages as 5 a, etc.)**

Line Number	A. EPA Hazardous Waste No. (Enter code)						B. Estimated Annual Qty of Waste	C. Unit of Measure (Enter code)	D. PROCESSES									
	(1) PROCESS CODES (Enter code)										(2) PROCESS DESCRIPTION (If a code is not entered in 9.D(1))							
<b>Technical Area 54, West (Continued)</b>																		
2	3	5	U	0	3	4	44	P	S	0	1							
2	3	6	U	0	3	5	44	P	S	0	1							
2	3	7	U	0	3	6	44	P	S	0	1							
2	3	8	U	0	3	7	44	P	S	0	1							
2	3	9	U	0	3	8	44	P	S	0	1							
2	4	0	U	0	3	9	44	P	S	0	1							
2	4	1	U	0	4	1	44	P	S	0	1							
2	4	2	U	0	4	2	44	P	S	0	1							
2	4	3	U	0	4	3	44	P	S	0	1							
2	4	4	U	0	4	4	44	P	S	0	1							
2	4	5	U	0	4	5	44	P	S	0	1							
2	4	6	U	0	4	6	44	P	S	0	1							
2	4	7	U	0	4	7	44	P	S	0	1							
2	4	8	U	0	4	8	44	P	S	0	1							
2	4	9	U	0	4	9	44	P	S	0	1							
2	5	0	U	0	5	0	44	P	S	0	1							
2	5	1	U	0	5	1	44	P	S	0	1							
2	5	2	U	0	5	2	44	P	S	0	1							
2	5	3	U	0	5	3	44	P	S	0	1							
2	5	4	U	0	5	5	44	P	S	0	1							
2	5	5	U	0	5	6	44	P	S	0	1							
2	5	6	U	0	5	7	44	P	S	0	1							
2	5	7	U	0	5	8	44	P	S	0	1							
2	5	8	U	0	5	9	44	P	S	0	1							
2	5	9	U	0	6	0	44	P	S	0	1							
2	6	0	U	0	6	1	44	P	S	0	1							
2	6	1	U	0	6	2	44	P	S	0	1							
2	6	2	U	0	6	3	44	P	S	0	1							
2	6	3	U	0	6	4	44	P	S	0	1							
2	6	4	U	0	6	6	44	P	S	0	1							
2	6	5	U	0	6	7	44	P	S	0	1							
2	6	6	U	0	6	8	44	P	S	0	1							
2	6	7	U	0	6	9	44	P	S	0	1							
2	6	8	U	0	7	0	44	P	S	0	1							
2	6	9	U	0	7	1	44	P	S	0	1							
2	7	0	U	0	7	2	44	P	S	0	1							
2	7	1	U	0	7	3	44	P	S	0	1							
2	7	2	U	0	7	4	44	P	S	0	1							
2	7	3	U	0	7	5	44	P	S	0	1							

**9. Descriptions of Hazardous Wastes (Continued. Use the Additional Sheet(s) as necessary; number pages as 5 a, etc.)**

Line Number	A. EPA Hazardous Waste No. (Enter code)						B. Estimated Annual Qty of Waste	C. Unit of Measure (Enter code)	D. PROCESSES										
	(1) PROCESS CODES (Enter code)								(2) PROCESS DESCRIPTION (If a code is not entered in 9.D(1))										
<b>Technical Area 54, West (Continued)</b>																			
2	7	4	U	0	7	6	44	P	S	0	1								
2	7	5	U	0	7	7	44	P	S	0	1								
2	7	6	U	0	7	8	44	P	S	0	1								
2	7	7	U	0	7	9	44	P	S	0	1								
2	7	8	U	0	8	0	132	P	S	0	1								
2	7	9	U	0	8	1	44	P	S	0	1								
2	8	0	U	0	8	2	44	P	S	0	1								
2	8	1	U	0	8	3	44	P	S	0	1								
2	8	2	U	0	8	4	44	P	S	0	1								
2	8	3	U	0	8	5	44	P	S	0	1								
2	8	4	U	0	8	6	44	P	S	0	1								
2	8	5	U	0	8	7	44	P	S	0	1								
2	8	6	U	0	8	8	44	P	S	0	1								
2	8	7	U	0	8	9	44	P	S	0	1								
2	8	8	U	0	9	0	44	P	S	0	1								
2	8	9	U	0	9	1	44	P	S	0	1								
2	9	0	U	0	9	2	44	P	S	0	1								
2	9	1	U	0	9	3	44	P	S	0	1								
2	9	2	U	0	9	4	44	P	S	0	1								
2	9	3	U	0	9	5	44	P	S	0	1								
2	9	4	U	0	9	6	44	P	S	0	1								
2	9	5	U	0	9	7	44	P	S	0	1								
2	9	6	U	0	9	8	44	P	S	0	1								
2	9	7	U	0	9	9	44	P	S	0	1								
2	9	8	U	1	0	1	44	P	S	0	1								
2	9	9	U	1	0	2	44	P	S	0	1								
3	0	0	U	1	0	3	44	P	S	0	1								
3	0	1	U	1	0	5	44	P	S	0	1								
3	0	2	U	1	0	6	44	P	S	0	1								
3	0	3	U	1	0	7	44	P	S	0	1								
3	0	4	U	1	0	8	44	P	S	0	1								
3	0	5	U	1	0	9	44	P	S	0	1								
3	0	6	U	1	1	0	44	P	S	0	1								
3	0	7	U	1	1	1	44	P	S	0	1								
3	0	8	U	1	1	2	44	P	S	0	1								
3	0	9	U	1	1	3	44	P	S	0	1								
3	1	0	U	1	1	4	44	P	S	0	1								
3	1	1	U	1	1	5	44	P	S	0	1								
3	1	2	U	1	1	6	44	P	S	0	1								

**9. Descriptions of Hazardous Wastes (Continued. Use the Additional Sheet(s) as necessary; number pages as 5 a, etc.)**

Line Number	A. EPA Hazardous Waste No. (Enter code)						B. Estimated Annual Qty of Waste	C. Unit of Measure (Enter code)	D. PROCESSES									
	(1) PROCESS CODES (Enter code)										(2) PROCESS DESCRIPTION (If a code is not entered in 9.D(1))							
<b>Technical Area 54, West (Continued)</b>																		
3	1	3	U	1	1	7	44	P	S	0	1							
3	1	4	U	1	1	8	44	P	S	0	1							
3	1	5	U	1	1	9	44	P	S	0	1							
3	1	6	U	1	2	0	44	P	S	0	1							
3	1	7	U	1	2	1	44	P	S	0	1							
3	1	8	U	1	2	2	44	P	S	0	1							
3	1	9	U	1	2	3	44	P	S	0	1							
3	2	0	U	1	2	4	44	P	S	0	1							
3	2	1	U	1	2	5	44	P	S	0	1							
3	2	2	U	1	2	6	44	P	S	0	1							
3	2	3	U	1	2	7	44	P	S	0	1							
3	2	4	U	1	2	8	44	P	S	0	1							
3	2	5	U	1	2	9	44	P	S	0	1							
3	2	6	U	1	3	0	44	P	S	0	1							
3	2	7	U	1	3	1	44	P	S	0	1							
3	2	8	U	1	3	2	44	P	S	0	1							
3	2	9	U	1	3	3	44	P	S	0	1							
3	3	0	U	1	3	4	44	P	S	0	1							
3	3	1	U	1	3	5	44	P	S	0	1							
3	3	2	U	1	3	6	44	P	S	0	1							
3	3	3	U	1	3	7	44	P	S	0	1							
3	3	4	U	1	3	8	44	P	S	0	1							
3	3	5	U	1	4	0	44	P	S	0	1							
3	3	6	U	1	4	1	44	P	S	0	1							
3	3	7	U	1	4	2	44	P	S	0	1							
3	3	8	U	1	4	3	44	P	S	0	1							
3	3	9	U	1	4	4	44	P	S	0	1							
3	4	0	U	1	4	5	44	P	S	0	1							
3	4	1	U	1	4	6	44	P	S	0	1							
3	4	2	U	1	4	7	44	P	S	0	1							
3	4	3	U	1	4	8	44	P	S	0	1							
3	4	4	U	1	4	9	44	P	S	0	1							
3	4	5	U	1	5	0	44	P	S	0	1							
3	4	6	U	1	5	1	265	P	S	0	1							
3	4	7	U	1	5	2	44	P	S	0	1							
3	4	8	U	1	5	3	44	P	S	0	1							
3	4	9	U	1	5	4	44	P	S	0	1							
3	5	0	U	1	5	5	44	P	S	0	1							
3	5	1	U	1	5	6	44	P	S	0	1							

**9. Descriptions of Hazardous Wastes (Continued. Use the Additional Sheet(s) as necessary; number pages as 5 a, etc.)**

Line Number	A. EPA Hazardous Waste No. (Enter code)						B. Estimated Annual Qty of Waste	C. Unit of Measure (Enter code)	D. PROCESSES									
									(1) PROCESS CODES (Enter code)				(2) PROCESS DESCRIPTION (If a code is not entered in 9.D(1))					
<b>Technical Area 54, West (Continued)</b>																		
3	5	2	U	1	5	7	44	P	S	0	1							
3	5	3	U	1	5	8	44	P	S	0	1							
3	5	4	U	1	5	9	132	P	S	0	1							
3	5	5	U	1	6	0	44	P	S	0	1							
3	5	6	U	1	6	1	44	P	S	0	1							
3	5	7	U	1	6	2	44	P	S	0	1							
3	5	8	U	1	6	3	44	P	S	0	1							
3	5	9	U	1	6	4	44	P	S	0	1							
3	6	0	U	1	6	5	44	P	S	0	1							
3	6	1	U	1	6	6	44	P	S	0	1							
3	6	2	U	1	6	7	44	P	S	0	1							
3	6	3	U	1	6	8	44	P	S	0	1							
3	6	4	U	1	6	9	44	P	S	0	1							
3	6	5	U	1	7	0	44	P	S	0	1							
3	6	6	U	1	7	1	44	P	S	0	1							
3	6	7	U	1	7	2	44	P	S	0	1							
3	6	8	U	1	7	3	44	P	S	0	1							
3	6	9	U	1	7	4	44	P	S	0	1							
3	7	0	U	1	7	6	44	P	S	0	1							
3	7	1	U	1	7	7	44	P	S	0	1							
3	7	2	U	1	7	8	44	P	S	0	1							
3	7	3	U	1	7	9	44	P	S	0	1							
3	7	4	U	1	8	0	44	P	S	0	1							
3	7	5	U	1	8	1	44	P	S	0	1							
3	7	6	U	1	8	2	44	P	S	0	1							
3	7	7	U	1	8	3	44	P	S	0	1							
3	7	8	U	1	8	4	44	P	S	0	1							
3	7	9	U	1	8	5	44	P	S	0	1							
3	8	0	U	1	8	6	44	P	S	0	1							
3	8	1	U	1	8	7	44	P	S	0	1							
3	8	2	U	1	8	8	44	P	S	0	1							
3	8	3	U	1	8	9	44	P	S	0	1							
3	8	4	U	1	9	0	44	P	S	0	1							
3	8	5	U	1	9	1	44	P	S	0	1							
3	8	6	U	1	9	2	44	P	S	0	1							
3	8	7	U	1	9	3	44	P	S	0	1							
3	8	8	U	1	9	4	44	P	S	0	1							
3	8	9	U	1	9	6	44	P	S	0	1							
3	9	0	U	1	9	7	44	P	S	0	1							



**9. Descriptions of Hazardous Wastes (Continued. Use the Additional Sheet(s) as necessary; number pages as 5 a, etc.)**

Line Number	A. EPA Hazardous Waste No. (Enter code)						B. Estimated Annual Qty of Waste	C. Unit of Measure (Enter code)	D. PROCESSES							
	(1) PROCESS CODES (Enter code)								(2) PROCESS DESCRIPTION (If a code is not entered in 9.D(1))							
<b>Technical Area 54, West (Continued)</b>																
3	9	1	U	2	0	0	44	P	S	0	1					
3	9	2	U	2	0	1	44	P	S	0	1					
3	9	3	U	2	0	2	44	P	S	0	1					
3	9	4	U	2	0	3	44	P	S	0	1					
3	9	5	U	2	0	4	44	P	S	0	1					
3	9	6	U	2	0	5	44	P	S	0	1					
3	9	7	U	2	0	6	44	P	S	0	1					
3	9	8	U	2	0	7	44	P	S	0	1					
3	9	9	U	2	0	8	44	P	S	0	1					
4	0	0	U	2	0	9	44	P	S	0	1					
4	0	1	U	2	1	0	44	P	S	0	1					
4	0	2	U	2	1	1	44	P	S	0	1					
4	0	3	U	2	1	3	44	P	S	0	1					
4	0	4	U	2	1	4	44	P	S	0	1					
4	0	5	U	2	1	5	44	P	S	0	1					
4	0	6	U	2	1	6	44	P	S	0	1					
4	0	7	U	2	1	7	44	P	S	0	1					
4	0	8	U	2	1	8	44	P	S	0	1					
4	0	9	U	2	1	9	44	P	S	0	1					
4	1	0	U	2	2	0	44	P	S	0	1					
4	1	1	U	2	2	1	44	P	S	0	1					
4	1	2	U	2	2	2	44	P	S	0	1					
4	1	3	U	2	2	3	44	P	S	0	1					
4	1	4	U	2	2	5	44	P	S	0	1					
4	1	5	U	2	2	6	1,146	P	S	0	1					
4	1	6	U	2	2	7	44	P	S	0	1					
4	1	7	U	2	2	8	44	P	S	0	1					
4	1	8	U	2	3	4	44	P	S	0	1					
4	1	9	U	2	3	5	44	P	S	0	1					
4	2	0	U	2	3	6	44	P	S	0	1					
4	2	1	U	2	3	7	44	P	S	0	1					
4	2	2	U	2	3	8	44	P	S	0	1					
4	2	3	U	2	3	9	88	P	S	0	1					
4	2	4	U	2	4	0	44	P	S	0	1					
4	2	5	U	2	4	3	44	P	S	0	1					
4	2	6	U	2	4	4	44	P	S	0	1					
4	2	7	U	2	4	6	44	P	S	0	1					
4	2	8	U	2	4	7	44	P	S	0	1					
4	2	9	U	2	4	8	44	P	S	0	1					



**9. Descriptions of Hazardous Wastes (Continued. Use the Additional Sheet(s) as necessary; number pages as 5 a, etc.)**

Line Number	A. EPA Hazardous Waste No. (Enter code)	B. Estimated Annual Qty of Waste	C. Unit of Measure (Enter code)	D. PROCESSES											
				(1) PROCESS CODES (Enter code)						(2) PROCESS DESCRIPTION (If a code is not entered in 9.D(1))					
<b>Technical Area 54, Material Disposal Area H (Shaft 9) <sup>a</sup></b>															
	1	D	0	0	3	0	P	D	8	0					
	2														
	3														
	4														
	5														
	6														
	7														
	8														
	9														
1	0														
1	1														
1	2														
1	3														
1	4														
1	5														
1	6														
1	7														
1	8														
1	9														
2	0														
2	1														
2	2														
2	3														
2	4														
2	5														
2	6														
2	7														
2	8														
2	9														
3	0														
3	1														
3	2														
3	3														
3	4														
3	5														
3	6														
3	7														
3	8														
3	9														

<sup>b</sup> To be closed in accordance with Code of Federal Regulations (CFR), Title 40, Part 265, Subpart G. Permitted status is not requested.

**9. Descriptions of Hazardous Wastes (Continued. Use the Additional Sheet(s) as necessary; number pages as 5 a, etc.)**

Line Number	A. EPA Hazardous Waste No. (Enter code)					B. Estimated Annual Qty of Waste	C. Unit of Measure (Enter code)	D. PROCESSES									
	(1) PROCESS CODES (Enter code)							(2) PROCESS DESCRIPTION (If a code is not entered in 9.D(1))									
<b>Technical Area 55</b>																	
	1	D	0	0	1	75,000	P	S	0	1							
	2	D	0	0	2	150,000	P	S	0	1	S	0	2	T	0	4	
	3	D	0	0	3	42,000	P	S	0	1							
	4	D	0	0	4	5,000	P	S	0	1	S	0	2	T	0	4	
	5	D	0	0	5	11,000	P	S	0	1	S	0	2	T	0	4	
	6	D	0	0	6	400,500	P	S	0	1	S	0	2	T	0	4	
	7	D	0	0	7	605,000	P	S	0	1	S	0	2	T	0	4	
	8	D	0	0	8	900,000	P	S	0	1	S	0	2	T	0	4	
	9	D	0	0	9	26,000	P	S	0	1	S	0	2	T	0	4	
1	0	D	0	1	0	2,500	P	S	0	1	S	0	2	T	0	4	
1	1	D	0	1	1	11,000	P	S	0	1	S	0	2	T	0	4	
1	2	D	0	1	2	1,000	P	S	0	1				T	0	4	
1	3	D	0	1	8	4,500	P	S	0	1				T	0	4	
1	4	D	0	1	9	4,500	P	S	0	1				T	0	4	
1	5	D	0	2	1	4,500	P	S	0	1				T	0	4	
1	6	D	0	2	2	1,500	P	S	0	1				T	0	4	
1	7	D	0	2	7	1,500	P	S	0	1				T	0	4	
1	8	D	0	2	8	2,500	P	S	0	1				T	0	4	
1	9	D	0	3	0	1,500	P	S	0	1				T	0	4	
2	0	D	0	3	2	1,500	P	S	0	1				T	0	4	
2	1	D	0	3	3	1,500	P	S	0	1				T	0	4	
2	2	D	0	3	4	1,500	P	S	0	1				T	0	4	
2	3	D	0	3	5	12,000	P	S	0	1				T	0	4	
2	4	D	0	3	6	1,500	P	S	0	1				T	0	4	
2	5	D	0	3	7	1,500	P	S	0	1				T	0	4	
2	6	D	0	3	8	1,500	P	S	0	1				T	0	4	
2	7	D	0	3	9	11,000	P	S	0	1				T	0	4	
2	8	D	0	4	0	11,000	P	S	0	1				T	0	4	
2	9	D	0	4	2	1,500	P	S	0	1				T	0	4	
3	0	D	0	4	3	1,500	P	S	0	1				T	0	4	
3	1	F	0	0	1	110,000	P	S	0	1							
3	2	F	0	0	2	110,000	P	S	0	1							
3	3	F	0	0	3	110,000	P	S	0	1							
3	4	F	0	0	5	110,000	P	S	0	1							
3	5	F	0	0	6	500	P	S	0	1							
3	6	F	0	0	7	500	P	S	0	1							
3	7	F	0	0	9	500	P	S	0	1							
3	8	P	0	0	3	1,500	P	S	0	1							
3	9	P	0	1	2	1,500	P	S	0	1							

**9. Descriptions of Hazardous Wastes (Continued. Use the Additional Sheet(s) as necessary; number pages as 5 a, etc.)**

Line Number	A. EPA Hazardous Waste No. (Enter code)					B. Estimated Annual Qty of Waste	C. Unit of Measure (Enter code)	D. PROCESSES									
								(1) PROCESS CODES (Enter code)					(2) PROCESS DESCRIPTION (If a code is not entered in 9.D(1))				
<b>Technical Area 55 (Continued)</b>																	
4	0	P	0	1	5	6,000	P	S	0	1							
4	1	P	0	2	9	1,500	P	S	0	1							
4	2	P	0	3	0	1,500	P	S	0	1							
4	3	P	0	3	1	1,500	P	S	0	1							
4	4	P	0	3	8	1,500	P	S	0	1							
4	5	P	0	5	6	3,000	P	S	0	1							
4	6	P	0	6	3	1,500	P	S	0	1							
4	7	P	0	6	8	1,500	P	S	0	1							
4	8	P	0	7	3	1,500	P	S	0	1							
4	9	P	0	7	6	1,500	P	S	0	1							
5	0	P	0	7	8	1,500	P	S	0	1							
5	1	P	0	9	5	1,500	P	S	0	1							
5	2	P	0	9	6	1,500	P	S	0	1							
5	3	P	0	9	8	1,500	P	S	0	1							
5	4	P	0	9	9	500	P	S	0	1							
5	5	P	1	0	6	1,500	P	S	0	1							
5	6	P	1	1	3	1,500	P	S	0	1							
5	7	P	1	2	0	1,500	P	S	0	1							
5	8	U	0	0	1	3,000	P	S	0	1							
5	9	U	0	0	2	1,500	P	S	0	1							
6	0	U	0	0	3	1,500	P	S	0	1							
6	1	U	0	1	2	1,500	P	S	0	1							
6	2	U	0	1	9	3,000	P	S	0	1							
6	3	U	0	2	2	1,500	P	S	0	1							
6	4	U	0	2	9	1,500	P	S	0	1							
6	5	U	0	3	1	1,500	P	S	0	1							
6	6	U	0	3	7	1,500	P	S	0	1							
6	7	U	0	4	4	1,500	P	S	0	1							
6	8	U	0	4	5	1,500	P	S	0	1							
6	9	U	0	5	2	1,500	P	S	0	1							
7	0	U	0	5	6	1,500	P	S	0	1							
7	1	U	0	5	7	1,500	P	S	0	1							
7	2	U	0	7	5	1,500	P	S	0	1							
7	3	U	0	7	7	1,500	P	S	0	1							
7	4	U	0	8	0	6,000	P	S	0	1							
7	5	U	1	0	3	500	P	S	0	1							
7	6	U	1	0	8	1,500	P	S	0	1							
7	7	U	1	1	2	1,500	P	S	0	1							
7	8	U	1	1	5	1,500	P	S	0	1							

**9. Descriptions of Hazardous Wastes (Continued. Use the Additional Sheet(s) as necessary; number pages as 5 a, etc.)**

Line Number	A. EPA Hazardous Waste No. (Enter code)						B. Estimated Annual Qty of Waste	C. Unit of Measure (Enter code)	D. PROCESSES											
	(1) PROCESS CODES (Enter code)										(2) PROCESS DESCRIPTION (If a code is not entered in 9.D(1))									
<b>Technical Area 55 (Continued)</b>																				
7	9	U	1	1	7	1,500	P	S	0	1										
8	0	U	1	2	1	1,500	P	S	0	1										
8	1	U	1	2	2	1,500	P	S	0	1										
8	2	U	1	2	3	1,500	P	S	0	1										
8	3	U	1	3	1	1,500	P	S	0	1										
8	4	U	1	3	3	1,500	P	S	0	1										
8	5	U	1	3	4	6,000	P	S	0	1										
8	6	U	1	3	5	1,500	P	S	0	1										
8	7	U	1	4	0	1,500	P	S	0	1										
8	8	U	1	4	4	1,500	P	S	0	1										
8	9	U	1	5	1	6,000	P	S	0	1										
9	0	U	1	5	4	6,000	P	S	0	1										
9	1	U	1	5	9	6,000	P	S	0	1										
9	2	U	1	6	0	1,500	P	S	0	1										
9	3	U	1	6	1	1,500	P	S	0	1										
9	4	U	1	6	5	1,500	P	S	0	1										
9	5	U	1	6	9	1,500	P	S	0	1										
9	6	U	1	8	8	1,500	P	S	0	1										
9	7	U	1	9	0	1,500	P	S	0	1										
9	8	U	1	9	6	1,500	P	S	0	1										
9	9	U	2	0	4	1,500	P	S	0	1										
1	0	0	U	2	1	0	6,000	P	S	0	1									
1	0	1	U	2	1	1	6,000	P	S	0	1									
1	0	2	U	2	1	3	1,500	P	S	0	1									
1	0	3	U	2	1	6	1,500	P	S	0	1									
1	0	4	U	2	1	8	1,500	P	S	0	1									
1	0	5	U	2	1	9	1,500	P	S	0	1									
1	0	6	U	2	2	0	6,000	P	S	0	1									
1	0	7	U	2	2	5	1,500	P	S	0	1									
1	0	8	U	2	2	6	6,000	P	S	0	1									
1	0	9	U	2	2	7	1,500	P	S	0	1									
1	1	0	U	2	2	8	1,500	P	S	0	1									
1	1	1	U	2	3	9	1,500	P	S	0	1									
1	1	2	U	2	4	6	1,500	P	S	0	1									
1	1	3																		
1	1	4																		
1	1	5																		
1	1	6																		
1	1	7																		

**10. Map**

Attach to this application a topographical map, or other equivalent map, of the area extending to at least one mile beyond property boundaries. The map must show the outline of the facility, the location of each of its existing intake and discharge structures, each of its hazardous waste treatment, storage, or disposal facilities, and each well where it injects fluids underground. Include all springs, rivers, and other surface water bodies in this map area. See instructions for precise requirements.

**11. Facility Drawing**

All existing facilities must include a scale drawing of the facility (see instructions for more detail).

**12. Photographs**

All existing facilities must include photographs (aerial or ground-level) that clearly delineate all existing structures; existing storage, treatment and disposal areas; and sites of future storage, treatment or disposal areas (see instructions for more detail).

**13. Comments**






Attachment 2  
Certification

Document: Class 1 Part A Update  
Date: September 2013

**Certification**

I certify under penalty of law that this document and all attachments were prepared under my direction or supervision in accordance with a system designed to assure that qualified personnel properly gather and evaluate the information submitted. Based on my inquiry of the person or persons who manage the system, or those persons directly responsible for gathering the information, the information submitted is, to the best of my knowledge and belief, true, accurate, and complete. I am aware that there are significant penalties for submitting false information, including the possibility of fine and imprisonment for knowing violations.



**Robert L. Dodge**  
Division Leader  
Waste Management Division  
Los Alamos National Laboratory  
Operator

09/10/2013  
Date Signed



**Geoffrey L. Beausoleil**  
Acting Manager  
Los Alamos Field Office  
National Nuclear Security Administration  
U.S. Department of Energy  
Owner/Operator

12 SEP 2013  
Date Signed

